

# SVOC DATA PACKAGE

## APPENDIX 1: INSTRUMENT OUTPUT DOCUMENTS

Including For Each Analytical Sequence::

- The scanned instrument runlogs
- Instrument output (SICP chromatograms) indicating the integrations used for quantification including:
  - GC chromatographic resolution checks, where appropriate
  - SICPs for the run
  - SICP chromatograms indicating both the automated and manual peak integration where this has been edited
- Reference peak profiles indicating the mass resolution
  - Pre-run mass calibration check printouts
  - Post-run mass calibration check printouts

Sample List Report

MassLynx 4.1 SCN815 SCN795

Sample List: C:\MassLynx\Default.pro\Sampledb\5-201202A-RUN.SPL  
 Last Modified: Wednesday, December 02, 2020 15:50:30 Eastern Standard Time  
 Printed: Wednesday, December 02, 2020 16:23:27 Eastern Standard Time

	File Name	Sample ID	File Text	MS File	Inlet File	Bottle	Inject Vol
1	5-201202A01	H5-20-CS3-1035	1668A-CS3-020	1668_octyl_1	1668_octyl_1	Tray1:1	1.000000
2	5-201202A02	H5-20-CS2-1035	1668A-CS2-020	1668_octyl_1	1668_octyl_1	Tray1:4	1.000000
3	5-201202A03	H5-20-CS1-1035	1668A-CS1-020	1668_octyl_1	1668_octyl_1	Tray1:5	1.000000
4	5-201202A04	H5-20-CS0-1035	1668A-CS0-020	1668_octyl_1	1668_octyl_1	Tray1:6	1.000000
5	5-201202A07	H5-20-CS4-1035	1668A-CS4-020	1668_octyl_1	1668_octyl_1	Tray1:7	1.000000
6	5-201202A08	H5-20-CS5-1035	1668A-CS5-020	1668_octyl_1	1668_octyl_1	Tray1:8	1.000000
7	5-201202A09	H5-20-RS1-1035	1668A-RS1-020	1668_octyl_1	1668_octyl_1	Tray1:9	1.000000
8	5-201202A10	H5-20-RS2-1035	1668A-RS2-020	1668_octyl_1	1668_octyl_1	Tray1:10	1.000000
9	5-201202A12	H5-20-WDM-1036	1668A-CS7-020	1668_octyl_1	1668_octyl_1	Tray1:2	1.000000
10	5-201202A13	H5-20-CCV-1037	1668A-CS3-020	1668_octyl_1	1668_octyl_1	Tray1:1	1.000000
11	5-201202A14	WG3443337-2	LCS	1668_octyl_1	1668_octyl_1	Tray1:7	1.000000
12	5-201202A15	TOLUENE	INST BLANK	1668_octyl_1	1668_octyl_1	Tray1:3	1.000000
13	5-201202A16	WG3443337-1	MB	1668_octyl_1	1668_octyl_1	Tray1:8	1.000000
14	5-201202A17	L2524245-1	Sample	1668_octyl_1	1668_octyl_1	Tray1:9	1.000000
15	5-201202A18	L2528378-1	Sample	1668_octyl_1	1668_octyl_1	Tray1:10	1.000000
16	5-201202A19	L2528378-2	Sample	1668_octyl_1	1668_octyl_1	Tray1:11	1.000000
17	5-201202A20	L2528378-3	Sample	1668_octyl_1	1668_octyl_1	Tray1:12	1.000000
18	5-201202A21	L2528378-4	Sample	1668_octyl_1	1668_octyl_1	Tray1:13	1.000000
19	5-201202A22	L2528378-5	Sample	1668_octyl_1	1668_octyl_1	Tray1:14	1.000000
20	5-201202A23	L2528378-6	Sample	1668_octyl_1	1668_octyl_1	Tray1:15	1.000000
21	5-201202A24	L2525447-1	Sample RW	1668_octyl_1	1668_octyl_1	Tray1:4	1.000000
22	5-201202A25	L2525451-1	Sample RW	1668_octyl_1	1668_octyl_1	Tray1:5	1.000000
23	5-201202A26	L2525454-1	Sample RW	1668_octyl_1	1668_octyl_1	Tray1:6	1.000000
24	5-201202A27	H5-20-CCV-1032	1668A-CS3-020	1668_octyl_1	1668_octyl_1	Tray1:1	1.000000
25	5-201202A28	H5-20-WDM-1033	1668A-CS7-020	1668_octyl_1	1668_octyl_1	Tray1:2	1.000000
26	5-201202A29	TOLUENE	INST BLANK	1668_octyl_1	1668_octyl_1	Tray1:3	1.000000
27	5-201202A30	L2528382-1	Sample	1668_octyl_1	1668_octyl_1	Tray1:16	1.000000
28	5-201202A31	L2528382-2	Sample	1668_octyl_1	1668_octyl_1	Tray1:17	1.000000
29	5-201202A32	L2528382-3	Sample	1668_octyl_1	1668_octyl_1	Tray1:18	1.000000
30	5-201202A33	L2528382-4	Sample	1668_octyl_1	1668_octyl_1	Tray1:19	1.000000
31	5-201202A34	L2528382-5	Sample	1668_octyl_1	1668_octyl_1	Tray1:20	1.000000
32	5-201202A35	L2528384-1	Sample	1668_octyl_1	1668_octyl_1	Tray1:21	1.000000
33	5-201202A36	L2528384-2	Sample	1668_octyl_1	1668_octyl_1	Tray1:22	1.000000
34	5-201202A37	L2528384-3	Sample	1668_octyl_1	1668_octyl_1	Tray1:23	1.000000
35	5-201202A38	L2528384-4	Sample	1668_octyl_1	1668_octyl_1	Tray1:24	1.000000
36	5-201202A39	L2528384-5	Sample	1668_octyl_1	1668_octyl_1	Tray1:25	1.000000
37	5-201202A40	L2528384-6	Sample	1668_octyl_1	1668_octyl_1	Tray1:26	1.000000
38	5-201202A41	H5-20-CCV-1034	1668A-CS3-020	1668_octyl_1	1668_octyl_1	Tray1:1	1.000000
39	---	Op	SJ	---	---	---	0.000000
40	---	Det	350	---	---	---	0.000000
41	---	Column	SPBOCTYL	256001-01	---	---	0.000000

A1

A2

A3

VP ✓  
 MR ✓  
 Window ✓  
 chro ✓  
 Toluene 209?  
 IS  
 LM Fnl S14, S16, S36  
 S18, S19

CS0 ✓  
 RS ✓

QC S14 most ES < 30% failed 1668A  
 NSV

A1 MBV  
 Rec 1AL slightly low for few sample  
 CS5 ✓

A2 ✓

A3 Rec ✓  
 CS5 ✓

Sample List Report

MassLynx MassLynx V4.1 SCN 901

Sample List: C:\MassLynx\PCB.PRO\SampleDB\5-201202A-Ical.SPL  
 Last Modified: Wednesday, December 02, 2020 14:48:58 Eastern Standard Time  
 Printed: Thursday, December 10, 2020 14:30:17 Eastern Standard Time

	File Name	Sample ID	File Text	Sample Type	Na Conc A	Na Conc B	Na Conc C	Na Conc D	Na Conc E	Na Conc F	Na Conc G	Na Conc H	FS Conc	CS Conc	ES Conc 1	ES Conc 2	IS Conc	Sample Size	Quan Meth	Quan Ref
1	5-201202A04	H5-20-CS0-1035	1668A-CS0-020	QC	0.2	0.2	0.2	0.4	---	---	---	---	100	100	100	200	100	1.000	---	---
2	5-201202A03	H5-20-CS1-1035	1668A-CS1-020	Standard	1	1	1	2	---	---	---	---	100	100	100	200	100	1.000	---	---
3	5-201202A02	H5-20-CS2-1035	1668A-CS2-020	Standard	5	5	5	10	---	---	---	---	100	100	100	200	100	1.000	---	---
4	5-201202A01	H5-20-CS3-1035	1668A-CS3-020	Standard	50	50	50	100	---	---	---	---	100	100	100	200	100	1.000	---	---
5	5-201202A07	H5-20-CS4-1035	1668A-CS4-020	Standard	400	400	400	800	---	---	---	---	100	100	100	200	100	1.000	---	---
6	5-201202A08	H5-20-CS5-1035	1668A-CS5-020	Standard	2000	2000	2000	4000	---	---	---	---	100	100	100	200	100	1.000	---	---
7	5-201202A09	H5-20-RS1-1035	1668A-RS1-020	QC	50	50	50	100	---	---	---	---	100	100	100	200	100	1.000	---	---
8	5-201202A10	H5-20-RS2-1035	1668A-RS2-020	QC	---	---	---	---	---	---	---	---	100	100	100	200	100	1.000	---	---
9	5-201202A12	H5-20-WDM-1036	1668A-CS7-020	QC	50	50	50	100	150	200	250	300	100	100	100	200	100	1.000	---	---

**Quantify Sample Summary Report**      **MassLynx MassLynx V4.1 SCN 901**

Dataset: C:\MassLynx\PCB.PRO\Results\Local\2020-ARCHIVE\2020-December\5-201202A-ICAL.qld

Last Altered: Wednesday, December 02, 2020 16:02:34 Eastern Standard Time

Printed: Wednesday, April 28, 2021 10:50:51 Eastern Daylight Time

**Method: C:\MassLynx\PCB.PRO\MethDB\1668-OCTYL-1-ICAL-201030B.mdb 07 Feb 2020 11:57:21**

**Calibration: C:\MassLynx\PCB.PRO\CurveDB\5-201202A-ICAL.cdb 02 Dec 2020 15:02:34**

**Name: 5-201202A03, Date: 02-Dec-2020, Time: 11:14:48, ID: H5-20-CS1-1035, Description: 1668A-CS1-020, Vial: Tray1:5**

	Target Analyte	#Hom	Total Area	Ion1 Area	Ion2 Area	Ra	Ra Fail=Y...	RT	RRT	RT LCL	RT UCL	Conc.	%Rec	Mod.Comment	Noise 1	Noise 2
1	PCB-1		22943	17572	5371	3.27	NO	8.95	1.00	8.92	8.99	0.94502	94.5		1046	742
2	PCB-3		22071	16965	5106	3.32	NO	10.48	1.00	10.45	10.51	0.95609	95.6		1046	742
3	PCB-4		11506	7258	4248	1.71	NO	10.63	1.00	10.60	10.67	0.94580	94.6	SJ201202MB	3420	28338
4	PCB-15		15550	9339	6210	1.50	NO	14.32	1.00	14.28	14.35	0.89029	89.0		1634	5068
5	PCB-19		10358	5337	5021	1.06	NO	12.62	1.00	12.59	12.66	0.90320	90.3		3634	2953
6	PCB-37		11419	6095	5324	1.14	NO	18.24	1.00	18.21	18.27	0.93543	93.5	SJ201202MS	4587	3608
7	PCB-54		12846	5758	7088	0.81	NO	14.46	1.00	14.43	14.50	0.93835	93.8		477	795
8	PCB-81		8505	3851	4654	0.83	NO	21.81	1.00	21.77	21.84	0.89044	89.0	SJ201202MB	811	914
9	PCB-77		8169	3383	4787	0.71	NO	22.11	1.00	22.08	22.15	0.87138	87.1	SJ201202MB	811	914
10	PCB-104		10377	6206	4171	1.49	NO	17.50	1.00	17.47	17.54	0.91295	91.3		470	861
11	PCB-123		6784	4344	2440	1.78	NO	23.08	1.00	23.05	23.11	0.88869	88.9	SJ201202MB	782	1098
12	PCB-118		7794	4627	3167	1.46	NO	23.25	1.00	23.22	23.28	0.91777	91.8		782	1098
13	PCB-114		7666	4591	3075	1.49	NO	23.55	1.00	23.52	23.58	0.95632	95.6		782	1098
14	PCB-105		7125	4306	2819	1.53	NO	23.91	1.00	23.88	23.95	0.90365	90.4	SJ201202MB	782	1098
15	PCB-126		6194	3844	2350	1.64	NO	25.51	1.00	25.48	25.54	0.87311	87.3		782	1098
16	PCB-155		9294	5147	4147	1.24	NO	20.48	1.00	20.45	20.52	0.95120	95.1		433	406
17	PCB-167		6068	3310	2758	1.20	NO	26.38	1.00	26.35	26.41	0.89220	89.2		581	469
18	PCB-156/157		12016	6481	5535	1.17	NO	27.02	1.00	26.99	27.05	1.81796	90.9		581	469
19	PCB-169		5260	2854	2407	1.19	NO	28.69	1.00	28.65	28.72	0.83850	83.8		581	469
20	PCB-188		5936	2989	2948	1.01	NO	23.48	1.00	23.44	23.51	0.88007	88.0		1147	623
21	PCB-189		5379	2850	2529	1.13	NO	29.95	1.00	29.91	29.98	0.91654	91.7		1117	766
22	PCB-202		5603	2583	3020	0.86	NO	26.26	1.00	26.22	26.29	0.94696	94.7		367	506
23	PCB-205		4371	2025	2346	0.86	NO	31.33	1.00	31.29	31.36	0.95609	95.6		285	374
24	PCB-208		4645	2159	2486	0.87	NO	29.67	1.00	29.63	29.70	0.95790	95.8	SJ201202MB	469	560
25	PCB-206		3294	1359	1936	0.70	NO	32.37	1.00	32.34	32.41	0.96926	96.9		469	560
26	PCB-209		5322	2913	2409	1.21	NO	33.50	1.00	33.46	33.53	1.15503	115.5		454	374
27	13C-PCB-31		1370043	700448	669595	1.05	NO	15.81	0.87	15.78	15.84	104.68744	104.7		25593	12182
28	13C-PCB-95		526202	324647	201555	1.61	NO	19.10	1.09	19.06	19.13	107.79906	107.8		2145	1396
29	13C-PCB-153		613797	347840	265957	1.31	NO	24.16	1.18	24.12	24.19	106.62198	106.6		1846	2545
30	13C-PCB-28		1450835	745835	705000	1.06	NO	15.98	0.94	15.94	16.01	98.38322	98.4		25593	12182
31	13C-PCB-111		615205	380026	235179	1.62	NO	22.00	1.07	21.97	22.04	98.58609	98.6		2145	1396
32	13C-PCB-178		429853	218744	211109	1.04	NO	25.04	1.01	25.00	25.07	99.64373	99.6		891	990
33	13C-PCB-1		2122818	1592908	529911	3.01	NO	8.95	0.75	8.92	8.99	91.26396	91.3		2708	8582
34	13C-PCB-3		1930746	1454432	476314	3.05	NO	10.47	0.88	10.43	10.50	93.37930	93.4		2708	8582

**Quantify Sample Summary Report**      **MassLynx MassLynx V4.1 SCN 901**

Dataset: C:\MassLynx\PCB.PRO\Results\Local\2020-ARCHIVE\2020-December\5-201202A-ICAL.qld

Last Altered: Wednesday, December 02, 2020 16:02:34 Eastern Standard Time

Printed: Wednesday, April 28, 2021 10:50:51 Eastern Daylight Time

**Name: 5-201202A03, Date: 02-Dec-2020, Time: 11:14:48, ID: H5-20-CS1-1035, Description: 1668A-CS1-020, Vial: Tray1:5**

	Target Analyte	#Hom	Total Area	Ion1 Area	Ion2 Area	Ra	Ra Fail=Y...	RT	RRT	RT LCL	RT UCL	Conc.	%Rec	Mod.Comment	Noise 1	Noise 2
35	13C-PCB-4		1366014	838348	527666	1.59	NO	10.62	0.89	10.59	10.65	93.85965	93.9		4508	2763
36	13C-PCB-15		1592072	987148	604925	1.63	NO	14.30	1.20	14.26	14.33	87.64473	87.6		9233	4170
37	13C-PCB-19		986050	500683	485366	1.03	NO	12.61	1.06	12.58	12.64	90.62922	90.6		37212	43295
38	13C-PCB-37		1096006	564320	531685	1.06	NO	18.24	1.08	18.21	18.27	90.37281	90.4		25593	12182
39	13C-PCB-54		1281924	560598	721326	0.78	NO	14.45	0.85	14.42	14.49	89.84960	89.8		7136	5029
40	13C-PCB-81		788127	350499	437628	0.80	NO	21.80	1.06	21.76	21.83	92.76278	92.8		7699	3302
41	13C-PCB-77		807193	360577	446616	0.81	NO	22.10	1.07	22.07	22.14	93.39687	93.4		7699	3302
42	13C-PCB-104		985790	601586	384204	1.57	NO	17.49	1.03	17.46	17.53	92.49401	92.5		1616	1906
43	13C-PCB-123		692882	424736	268146	1.58	NO	23.07	1.12	23.03	23.10	93.11807	93.1		3001	2354
44	13C-PCB-118		725277	451335	273942	1.65	NO	23.24	1.13	23.20	23.27	92.85225	92.9		3001	2354
45	13C-PCB-114		651853	408104	243749	1.67	NO	23.54	0.95	23.51	23.57	91.54094	91.5		3001	2354
46	13C-PCB-105		654175	408431	245744	1.66	NO	23.90	0.96	23.87	23.93	92.83443	92.8		3001	2354
47	13C-PCB-126		585461	364284	221177	1.65	NO	25.50	1.03	25.46	25.53	91.58498	91.6		3001	2354
48	13C-PCB-155		923888	511951	411936	1.24	NO	20.48	0.99	20.44	20.51	91.25272	91.3		1058	1101
49	13C-PCB-167		616289	347246	269044	1.29	NO	26.37	1.06	26.33	26.40	94.25545	94.3		1846	2545
50	13C-PCB-156/157		1157700	655427	502273	1.30	NO	27.01	1.09	26.97	27.04	183.59593	91.8		1846	2545
51	13C-PCB-169		574726	325238	249488	1.30	NO	28.67	1.15	28.64	28.71	97.01853	97.0		1846	2545
52	13C-PCB-188		715019	364479	350539	1.04	NO	23.47	0.94	23.43	23.50	93.16554	93.2		891	990
53	13C-PCB-189		581537	300375	281162	1.07	NO	29.92	0.96	29.88	29.95	97.03344	97.0		1160	1616
54	13C-PCB-202		549068	258560	290508	0.89	NO	26.23	1.06	26.20	26.27	92.56867	92.6		899	780
55	13C-PCB-205		499310	234507	264804	0.89	NO	31.30	1.01	31.27	31.33	95.17697	95.2		851	991
56	13C-PCB-208		397032	175038	221994	0.79	NO	29.65	0.96	29.62	29.69	94.90022	94.9		661	563
57	13C-PCB-206		280734	125342	155392	0.81	NO	32.36	1.04	32.33	32.39	95.78748	95.8		661	563
58	13C-PCB-209		455200	248902	206298	1.21	NO	33.48	1.08	33.45	33.52	97.34691	97.3		252	172
59	13C-PCB-9		2163196	1316583	846612	1.56	NO	11.88	0.48	11.85	11.92	108.09882	108.1		4508	2763
60	13C-PCB-52		836277	377607	458669	0.82	NO	16.97	0.68	16.93	17.00	105.78103	105.8		7551	4376
61	13C-PCB-101		548507	340454	208053	1.64	NO	20.61	0.83	20.58	20.65	104.50346	104.5		2145	1396
62	13C-PCB-138		515860	293267	222592	1.32	NO	24.84	0.00	24.81	24.88	103.21601	103.2		1846	2545
63	13C-PCB-194		352402	165625	186777	0.89	NO	31.02	1.25	30.99	31.05	105.37611	105.4		851	991
64	Total MoCB-F1	2		34538								1.90110			1046	
65	Total DiCB-F1	1		7258								0.94580			3420	
66	Total DiCB-F2	1		9339								0.89029			1634	
67	Total TrCB-F1	1		5337								0.90320			1594	
68	Total TrCB-F3	3		20604								24794.93366			1507	
69	Total TeCB-F2	1		5758								0.93835			477	
70	Total TeCB-F4	2		7234								1.76182			811	
71	Total PeCB-F3	1		6206								0.91295			470	

Quantify Sample Summary Report

MassLynx MassLynx V4.1 SCN 901

Dataset: C:\MassLynx\PCB.PRO\Results\Local\2020-ARCHIVE\2020-December\5-201202A-ICAL.qld

Last Altered: Wednesday, December 02, 2020 16:02:34 Eastern Standard Time

Printed: Wednesday, April 28, 2021 10:50:51 Eastern Daylight Time

Name: 5-201202A03, Date: 02-Dec-2020, Time: 11:14:48, ID: H5-20-CS1-1035, Description: 1668A-CS1-020, Vial: Tray1:5

	Target Analyte	#Hom	Total Area	Ion1 Area	Ion2 Area	Ra	Ra Fail=Y...	RT	RRT	RT LCL	RT UCL	Conc.	%Rec	Mod.Comment	Noise 1	Noise 2
72	Total PeCB-F5	5		21712								4.53955			782	
73	Total HxCB-F4	1		5147								0.95120			433	
74	Total HxCB-F5	3		12644								3.54866			581	
75	Total HpCB-F5	5		11072								17155.93828			552	
76	Total HpCB-F6	1		2850								0.91654			489	
77	Total OcCB-F5	1		2583								0.94696			367	
78	Total OcCB-F6	1		2025								0.95609			285	
79	Total NoCB-F6	2		3517								1.92716			469	
80	Total DeCB-F7	1		2913								1.15503			454	
81	Total 13C-MoCB-F1	2		3047340								184.64326			2708	
82	Total 13C-DiCB-F1	3		2157736								202.46599			4508	
83	Total 13C-DiCB-F2	4		1983612								1901140.073...			9233	
84	Total 13C-TrCB-F1	1		500683								90.62922			37212	
85	Total 13C-TrCB-F3	4		2013652								5062.87141			25593	
86	Total 13C-TeCB-F2	1		560598								89.84960			7136	
87	Total 13C-TeCB-F3	4		388230								108.76651			7551	
88	Total 13C-TeCB-F4	8		728951								24600.16277			7699	
89	Total 13C-PeCB-F3	4		603667								1808.85020			1616	
90	Total 13C-PeCB-F4	6		1048527								313.92461			2145	
91	Total 13C-PeCB-F5	14		2096010								48815.84235			3001	
92	Total 13C-HxCB-F4	2		514541								2750.77005			1058	
93	Total 13C-HxCB-F5	14		1990152								621.58448			1846	
94	Total 13C-HpCB-F5	6		591307								14515.46511			891	
95	Total 13C-HpCB-F6	5		319689								30291.02415			1160	
96	Total 13C-OcCB-F5	2		259023								1166.03060			899	
97	Total 13C-OcCB-F6	4		412523								215.00101			851	
98	Total 13C-NoCB-F6	2		300381								190.68771			661	
99	Total 13C-DeCB-F7	1		248902								97.34691			252	
100	Lockmass F1			0											540321	
101	Lockmass F2			0											529974	
102	Lockmass F3			0											787952	
103	Lockmass F4			0											439348	
104	Lockmass F5			0											179854	
105	Lockmass F6			0											143183	
106	Lockmass F7			0											31149	

Quantify Sample Summary Report

MassLynx MassLynx V4.1 SCN 901

Dataset: C:\MassLynx\PCB.PRO\Results\Local\2020-ARCHIVE\2020-December\5-201202A-ICAL.qld

Last Altered: Wednesday, December 02, 2020 16:02:34 Eastern Standard Time

Printed: Wednesday, April 28, 2021 10:50:51 Eastern Daylight Time

Name: 5-201202A02, Date: 02-Dec-2020, Time: 10:34:22, ID: H5-20-CS2-1035, Description: 1668A-CS2-020, Vial: Tray1:4

	Target Analyte	#Hom	Total Area	Ion1 Area	Ion2 Area	Ra	Ra Fail=Y...	RT	RRT	RT LCL	RT UCL	Conc.	%Rec	Mod.Comment	Noise 1	Noise 2
1	PCB-1		113908	86991	26918	3.23	NO	8.97	1.00	8.93	9.00	4.88616	97.7		1069	861
2	PCB-3		103388	79446	23942	3.32	NO	10.49	1.00	10.46	10.53	4.80329	96.1		1069	861
3	PCB-4		57847	32246	25601	1.26	YES	10.65	1.00	10.62	10.68	5.07921	101.6		2379	21859
4	PCB-15		83006	50873	32133	1.58	NO	14.32	1.00	14.29	14.36	4.77813	95.6		1805	7870
5	PCB-19		55328	28529	26799	1.06	NO	12.64	1.00	12.61	12.67	4.94085	98.8		3739	2817
6	PCB-37		54846	28528	26318	1.08	NO	18.27	1.00	18.23	18.30	4.65317	93.1		4704	4102
7	PCB-54		67645	30006	37639	0.80	NO	14.49	1.00	14.46	14.52	4.82766	96.6		856	950
8	PCB-81		44216	19681	24535	0.80	NO	21.83	1.00	21.79	21.86	4.66988	93.4	SJ201202MB	960	932
9	PCB-77		42316	18717	23599	0.79	NO	22.13	1.00	22.10	22.16	4.58784	91.8	SJ201202MB	960	932
10	PCB-104		55022	33920	21101	1.61	NO	17.52	1.00	17.49	17.56	4.81101	96.2		423	1233
11	PCB-123		35941	22345	13595	1.64	NO	23.10	1.00	23.07	23.14	4.78705	95.7		949	1488
12	PCB-118		38944	24432	14512	1.68	NO	23.27	1.00	23.24	23.31	4.63061	92.6		949	1488
13	PCB-114		38130	23370	14760	1.58	NO	23.58	1.00	23.54	23.61	4.76975	95.4		949	1488
14	PCB-105		37766	23435	14330	1.64	NO	23.93	1.00	23.89	23.96	4.77355	95.5		949	1488
15	PCB-126		32857	20367	12490	1.63	NO	25.52	1.00	25.49	25.55	4.59861	92.0		949	1488
16	PCB-155		47483	26112	21371	1.22	NO	20.50	1.00	20.47	20.54	4.75732	95.1		382	342
17	PCB-167		32728	17788	14940	1.19	NO	26.40	1.00	26.37	26.44	4.78726	95.7		895	472
18	PCB-156/157		63228	34328	28900	1.19	NO	27.03	1.00	27.00	27.06	9.49305	94.9		895	472
19	PCB-169		29771	16086	13685	1.18	NO	28.70	1.00	28.67	28.73	4.82852	96.6		895	472
20	PCB-188		31402	15997	15405	1.04	NO	23.50	1.00	23.47	23.54	4.63040	92.6		1252	956
21	PCB-189		28322	14145	14177	1.00	NO	29.96	1.00	29.93	29.99	4.74349	94.9		1451	1063
22	PCB-202		29128	13349	15779	0.85	NO	26.27	1.00	26.24	26.30	4.87303	97.5		415	530
23	PCB-205		21553	10395	11158	0.93	NO	31.34	1.00	31.31	31.37	4.60569	92.1		268	322
24	PCB-208		23090	10175	12914	0.79	NO	29.68	1.00	29.65	29.71	4.72635	94.5		488	710
25	PCB-206		16782	7563	9219	0.82	NO	32.40	1.00	32.37	32.43	4.85088	97.0		488	710
26	PCB-209		22201	12023	10179	1.18	NO	33.53	1.00	33.49	33.56	4.82234	96.4		460	380
27	13C-PCB-31		1379846	712831	667015	1.07	NO	15.83	0.87	15.80	15.86	108.61931	108.6		30604	10141
28	13C-PCB-95		526225	325516	200709	1.62	NO	19.13	1.09	19.09	19.16	108.30614	108.3		2423	1977
29	13C-PCB-153		620077	349519	270559	1.29	NO	24.18	1.18	24.15	24.21	107.01314	107.0		3074	1835
30	13C-PCB-28		1449204	740127	709077	1.04	NO	16.00	0.94	15.96	16.03	100.06717	100.1		30604	10141
31	13C-PCB-111		622046	387174	234872	1.65	NO	22.02	1.07	21.99	22.05	100.05019	100.1		2423	1977
32	13C-PCB-178		443818	226535	217283	1.04	NO	25.06	1.01	25.03	25.09	100.51488	100.5		1417	1548
33	13C-PCB-1		2038387	1530528	507859	3.01	NO	8.97	0.75	8.93	9.00	93.64477	93.6		2092	6623
34	13C-PCB-3		1800219	1357892	442327	3.07	NO	10.49	0.88	10.46	10.53	93.03814	93.0		2092	6623
35	13C-PCB-4		1278864	782136	496729	1.57	NO	10.63	0.89	10.60	10.67	93.89851	93.9		3753	2103
36	13C-PCB-15		1583510	977495	606015	1.61	NO	14.32	1.20	14.28	14.35	93.15245	93.2		8858	3584
37	13C-PCB-19		962797	491468	471330	1.04	NO	12.62	1.06	12.59	12.66	94.56155	94.6		34135	37388



Quantify Sample Summary Report

MassLynx MassLynx V4.1 SCN 901

Dataset: C:\MassLynx\PCB.PRO\Results\Local\2020-ARCHIVE\2020-December\5-201202A-ICAL.qld

Last Altered: Wednesday, December 02, 2020 16:02:34 Eastern Standard Time

Printed: Wednesday, April 28, 2021 10:50:51 Eastern Daylight Time

Name: 5-201202A02, Date: 02-Dec-2020, Time: 10:34:22, ID: H5-20-CS2-1035, Description: 1668A-CS2-020, Vial: Tray1:4

	Target Analyte	#Hom	Total Area	Ion1 Area	Ion2 Area	Ra	Ra Fail=Y...	RT	RRT	RT LCL	RT UCL	Conc.	%Rec	Mod.Comment	Noise 1	Noise 2
38	13C-PCB-37		1058249	543902	514348	1.06	NO	18.26	1.07	18.22	18.29	88.85302	88.9		30604	10141
39	13C-PCB-54		1312094	578786	733308	0.79	NO	14.47	0.85	14.44	14.51	93.64357	93.6		9886	4075
40	13C-PCB-81		781280	348028	433252	0.80	NO	21.82	1.06	21.78	21.85	92.29618	92.3		6800	3363
41	13C-PCB-77		794119	352075	442045	0.80	NO	22.12	1.07	22.09	22.16	92.22325	92.2		6800	3363
42	13C-PCB-104		991912	606846	385067	1.58	NO	17.51	1.03	17.48	17.55	93.41195	93.4		1225	1139
43	13C-PCB-123		681424	417096	264328	1.58	NO	23.09	1.12	23.06	23.13	91.91622	91.9		2997	2129
44	13C-PCB-118		718208	440967	277241	1.59	NO	23.26	1.13	23.23	23.29	92.28656	92.3		2997	2129
45	13C-PCB-114		650082	398263	251819	1.58	NO	23.56	0.95	23.53	23.60	91.62920	91.6		2997	2129
46	13C-PCB-105		656355	404593	251762	1.61	NO	23.91	0.96	23.88	23.95	93.48758	93.5		2997	2129
47	13C-PCB-126		589617	365882	223736	1.64	NO	25.52	1.03	25.49	25.55	92.57555	92.6		2997	2129
48	13C-PCB-155		943725	522932	420793	1.24	NO	20.49	0.99	20.46	20.53	93.55611	93.6		1515	960
49	13C-PCB-167		619489	350603	268886	1.30	NO	26.39	1.06	26.36	26.42	92.56571	92.6		3074	1835
50	13C-PCB-156/157		1166640	657506	509134	1.29	NO	27.02	1.09	26.99	27.05	180.75861	90.4		3074	1835
51	13C-PCB-169		564837	321924	242913	1.33	NO	28.69	1.15	28.65	28.72	93.15614	93.2		3074	1835
52	13C-PCB-188		718865	365074	353791	1.03	NO	23.49	0.94	23.46	23.52	91.51250	91.5		1417	1548
53	13C-PCB-189		591693	304360	287334	1.06	NO	29.95	0.96	29.91	29.98	96.45740	96.5		1750	1833
54	13C-PCB-202		554691	264562	290129	0.91	NO	26.26	1.06	26.22	26.29	91.36593	91.4		642	714
55	13C-PCB-205		511155	239623	271532	0.88	NO	31.33	1.01	31.29	31.36	96.00419	96.0		873	563
56	13C-PCB-208		400015	177217	222799	0.80	NO	29.67	0.96	29.63	29.70	94.20924	94.2		706	653
57	13C-PCB-206		285775	126913	158862	0.80	NO	32.39	1.04	32.35	32.42	96.07582	96.1		706	653
58	13C-PCB-209		454789	248895	205894	1.21	NO	33.50	1.08	33.46	33.53	95.83088	95.8		198	232
59	13C-PCB-9		2024349	1230573	793776	1.55	NO	11.90	0.48	11.86	11.93	101.16041	101.2		3753	2103
60	13C-PCB-52		821279	369779	451500	0.82	NO	16.99	0.68	16.95	17.02	103.88398	103.9		7055	4014
61	13C-PCB-101		546491	338549	207941	1.63	NO	20.64	0.83	20.61	20.68	104.11921	104.1		2423	1977
62	13C-PCB-138		528003	299207	228796	1.31	NO	24.87	0.00	24.83	24.90	105.64575	105.6		3074	1835
63	13C-PCB-194		357654	167396	190258	0.88	NO	31.05	1.25	31.01	31.08	106.94649	106.9		873	563
64	Total MoCB-F1	3		169518								3540.49347			1069	
65	Total DiCB-F1	1		32246								5.07921			2379	
66	Total DiCB-F2	1		50873								4.77813			1805	
67	Total TrCB-F1	1		28529								4.94085			1370	
68	Total TrCB-F3	4		101657								129463.73326			2018	
69	Total TeCB-F2	1		30006								4.82766			856	
70	Total TeCB-F4	2		38398								9.25772			960	
71	Total PeCB-F3	1		33920								4.81101			423	
72	Total PeCB-F5	7		114926								1694.24233			949	
73	Total HxCB-F4	1		26112								4.75732			382	
74	Total HxCB-F5	8		71362								5450.33210			895	



Quantify Sample Summary Report

MassLynx MassLynx V4.1 SCN 901

Dataset: C:\MassLynx\PCB.PRO\Results\Local\2020-ARCHIVE\2020-December\5-201202A-ICAL.qld

Last Altered: Wednesday, December 02, 2020 16:02:34 Eastern Standard Time

Printed: Wednesday, April 28, 2021 10:50:51 Eastern Daylight Time

Name: 5-201202A02, Date: 02-Dec-2020, Time: 10:34:22, ID: H5-20-CS2-1035, Description: 1668A-CS2-020, Vial: Tray1:4

	Target Analyte	#Hom	Total Area	Ion1 Area	Ion2 Area	Ra	Ra Fail=Y...	RT	RRT	RT LCL	RT UCL	Conc.	%Rec	Mod.Comment	Noise 1	Noise 2
75	Total HpCB-F5	6		58110								88145.90305			476	
76	Total HpCB-F6	2		14745								1081.44330			563	
77	Total OcCB-F5	1		13349								4.87303			415	
78	Total OcCB-F6	3		11259								2066.25612			268	
79	Total NoCB-F6	2		17738								9.57723			488	
80	Total DeCB-F7	1		12023								4.82234			460	
81	Total 13C-MoCB-F1	2		2888419								186.68291			2092	
82	Total 13C-DiCB-F1	4		2016465								195.61476			3753	
83	Total 13C-DiCB-F2	3		1953392								1881050.707...			8858	
84	Total 13C-TrCB-F1	2		492019								2274.54095			34135	
85	Total 13C-TrCB-F3	3		1996860								297.53950			30604	
86	Total 13C-TeCB-F2	1		578786								93.64357			9886	
87	Total 13C-TeCB-F3	3		378703								106.47441			7055	
88	Total 13C-TeCB-F4	5		713595								17633.61149			6800	
89	Total 13C-PeCB-F3	2		607059								315.64856			1225	
90	Total 13C-PeCB-F4	10		1056308								317.60447			2423	
91	Total 13C-PeCB-F5	12		2063156								45319.13111			2997	
92	Total 13C-HxCB-F4	2		525505								2493.52844			1515	
93	Total 13C-HxCB-F5	11		1996728								610.36680			3074	
94	Total 13C-HpCB-F5	6		600016								14254.25787			1417	
95	Total 13C-HpCB-F6	5		323508								31042.09197			1750	
96	Total 13C-OcCB-F5	3		265333								1508.84463			642	
97	Total 13C-OcCB-F6	4		418157								216.45999			873	
98	Total 13C-NoCB-F6	3		304431								794.63351			706	
99	Total 13C-DeCB-F7	1		248895								95.83088			198	
100	Lockmass F1			0											588087	
101	Lockmass F2			0											347286	
102	Lockmass F3			0											658556	
103	Lockmass F4			0											550784	
104	Lockmass F5			0											139360	
105	Lockmass F6			0											166335	
106	Lockmass F7			0											34743	

Quantify Sample Summary Report

MassLynx MassLynx V4.1 SCN 901

Dataset: C:\MassLynx\PCB.PRO\Results\Local\2020-ARCHIVE\2020-December\5-201202A-ICAL.qld

Last Altered: Wednesday, December 02, 2020 16:02:34 Eastern Standard Time

Printed: Wednesday, April 28, 2021 10:50:51 Eastern Daylight Time

Name: 5-201202A01, Date: 02-Dec-2020, Time: 09:37:44, ID: H5-20-CS3-1035, Description: 1668A-CS3-020, Vial: Tray1:1

	Target Analyte	#Hom	Total Area	Ion1 Area	Ion2 Area	Ra	Ra Fail=Y...	RT	RRT	RT LCL	RT UCL	Conc.	%Rec	Mod.Comment	Noise 1	Noise 2
1	PCB-1		1184753	904981	279772	3.23	NO	8.97	1.00	8.93	9.00	52.11743	104.2		1473	1073
2	PCB-3		1075332	822364	252968	3.25	NO	10.49	1.00	10.46	10.53	50.24101	100.5		1473	1073
3	PCB-4		575637	341872	233765	1.46	NO	10.65	1.00	10.62	10.68	50.13987	100.3		2429	16194
4	PCB-15		866461	526119	340341	1.55	NO	14.32	1.00	14.29	14.36	50.48266	101.0		1999	7600
5	PCB-19		582677	299264	283413	1.06	NO	12.64	1.00	12.61	12.67	51.44083	102.9		2941	2729
6	PCB-37		588339	302397	285942	1.06	NO	18.26	1.00	18.22	18.29	51.14393	102.3		6561	5625
7	PCB-54		699809	309891	389918	0.79	NO	14.48	1.00	14.45	14.51	50.81872	101.6		695	922
8	PCB-81		464242	204500	259742	0.79	NO	21.83	1.00	21.79	21.86	52.07293	104.1		593	1294
9	PCB-77		459213	201890	257322	0.78	NO	22.13	1.00	22.10	22.16	52.92481	105.8		593	1294
10	PCB-104		574686	350331	224355	1.56	NO	17.52	1.00	17.49	17.56	50.99681	102.0		577	1253
11	PCB-123		370261	226175	144086	1.57	NO	23.10	1.00	23.07	23.14	51.97570	104.0		1168	1650
12	PCB-118		412135	254102	158033	1.61	NO	23.27	1.00	23.24	23.31	51.56225	103.1		1168	1650
13	PCB-114		386057	237998	148059	1.61	NO	23.58	1.00	23.54	23.61	50.98588	102.0		1168	1650
14	PCB-105		384801	237512	147289	1.61	NO	23.93	1.00	23.89	23.96	50.99621	102.0		1168	1650
15	PCB-126		341654	208699	132955	1.57	NO	25.52	1.00	25.49	25.55	51.92216	103.8		1168	1650
16	PCB-155		475585	263800	211785	1.25	NO	20.50	1.00	20.47	20.54	49.96343	99.9		639	596
17	PCB-167		331148	183032	148116	1.24	NO	26.40	1.00	26.37	26.44	51.97220	103.9		952	908
18	PCB-156/157		646380	355815	290565	1.22	NO	27.03	1.00	27.00	27.06	103.28553	103.3		952	908
19	PCB-169		295684	163808	131876	1.24	NO	28.70	1.00	28.67	28.73	52.44200	104.9		952	908
20	PCB-188		336931	170397	166534	1.02	NO	23.50	1.00	23.47	23.54	52.12983	104.3		1896	2047
21	PCB-189		269911	137081	132830	1.03	NO	29.95	1.00	29.91	29.98	51.15368	102.3		1419	1685
22	PCB-202		290334	137703	152631	0.90	NO	26.27	1.00	26.24	26.30	50.01828	100.0		566	550
23	PCB-205		211366	101075	110291	0.92	NO	31.34	1.00	31.31	31.37	51.28891	102.6		348	500
24	PCB-208		225103	100839	124264	0.81	NO	29.68	1.00	29.65	29.71	51.20575	102.4		465	764
25	PCB-206		152325	67468	84857	0.80	NO	32.40	1.00	32.37	32.43	50.06947	100.1		465	764
26	PCB-209		194335	106394	87941	1.21	NO	33.53	1.00	33.49	33.56	47.82309	95.6		495	478
27	13C-PCB-31		1321872	685189	636683	1.08	NO	15.83	0.87	15.80	15.86	104.79879	104.8		22760	11423
28	13C-PCB-95		493550	304106	189444	1.61	NO	19.13	1.09	19.09	19.16	105.72978	105.7		1884	2071
29	13C-PCB-153		578936	327598	251338	1.30	NO	24.18	1.18	24.15	24.21	106.57012	106.6		2626	2223
30	13C-PCB-28		1383433	707892	675541	1.05	NO	16.00	0.94	15.96	16.03	97.01282	97.0		22760	11423
31	13C-PCB-111		585468	363519	221949	1.64	NO	22.02	1.07	21.99	22.05	100.22932	100.2		1884	2071
32	13C-PCB-178		413588	209616	203972	1.03	NO	25.06	1.01	25.03	25.09	100.85460	100.9		1149	990
33	13C-PCB-1		1987669	1497812	489857	3.06	NO	8.95	0.75	8.92	8.99	91.08913	91.1		2522	7630
34	13C-PCB-3		1790109	1343541	446569	3.01	NO	10.48	0.88	10.45	10.51	92.28708	92.3		2522	7630
35	13C-PCB-4		1289151	787593	501558	1.57	NO	10.63	0.89	10.60	10.67	94.41991	94.4		3168	2183
36	13C-PCB-15		1564492	975109	589384	1.65	NO	14.32	1.20	14.28	14.35	91.80630	91.8		6295	3590
37	13C-PCB-19		973895	500636	473259	1.06	NO	12.62	1.06	12.59	12.66	95.41516	95.4		36836	31238

**Quantify Sample Summary Report**      **MassLynx MassLynx V4.1 SCN 901**

Dataset: C:\MassLynx\PCB.PRO\Results\Local\2020-ARCHIVE\2020-December\5-201202A-ICAL.qld

Last Altered: Wednesday, December 02, 2020 16:02:34 Eastern Standard Time

Printed: Wednesday, April 28, 2021 10:50:51 Eastern Daylight Time

**Name: 5-201202A01, Date: 02-Dec-2020, Time: 09:37:44, ID: H5-20-CS3-1035, Description: 1668A-CS3-020, Vial: Tray1:1**

	Target Analyte	#Hom	Total Area	Ion1 Area	Ion2 Area	Ra	Ra Fail=Y...	RT	RRT	RT LCL	RT UCL	Conc.	%Rec	Mod.Comment	Noise 1	Noise 2
38	13C-PCB-37		1032821	537888	494933	1.09	NO	18.25	1.07	18.22	18.28	88.06802	88.1		22760	11423
39	13C-PCB-54		1289507	571533	717973	0.80	NO	14.47	0.85	14.44	14.51	93.46426	93.5		7503	4308
40	13C-PCB-81		735643	333620	402023	0.83	NO	21.82	1.06	21.78	21.85	92.49978	92.5		6354	4547
41	13C-PCB-77		747046	331825	415221	0.80	NO	22.12	1.07	22.09	22.16	92.34176	92.3		6354	4547
42	13C-PCB-104		977381	594128	383253	1.55	NO	17.51	1.03	17.48	17.55	97.96918	98.0		1135	928
43	13C-PCB-123		646560	402607	243953	1.65	NO	23.09	1.12	23.06	23.13	92.82817	92.8		2291	3651
44	13C-PCB-118		682591	423265	259326	1.63	NO	23.26	1.13	23.23	23.29	93.35672	93.4		2291	3651
45	13C-PCB-114		615747	383736	232011	1.65	NO	23.56	0.95	23.53	23.60	92.37707	92.4		2291	3651
46	13C-PCB-105		626013	389266	236747	1.64	NO	23.91	0.96	23.88	23.95	94.90626	94.9		2291	3651
47	13C-PCB-126		543006	333319	209687	1.59	NO	25.51	1.03	25.48	25.54	90.74594	90.7		2291	3651
48	13C-PCB-155		900015	498843	401171	1.24	NO	20.49	0.99	20.46	20.53	94.96695	95.0		884	922
49	13C-PCB-167		577363	326975	250388	1.31	NO	26.39	1.06	26.36	26.42	92.88987	92.9		2626	2223
50	13C-PCB-156/157		1096179	621985	474194	1.31	NO	27.02	1.09	26.99	27.05	182.87153	91.4		2626	2223
51	13C-PCB-169		516532	292438	224094	1.30	NO	28.69	1.15	28.65	28.72	91.72512	91.7		2626	2223
52	13C-PCB-188		685112	347398	337713	1.03	NO	23.49	0.94	23.46	23.52	93.90674	93.9		1149	990
53	13C-PCB-189		522889	270225	252664	1.07	NO	29.95	0.96	29.91	29.98	91.78069	91.8		1170	981
54	13C-PCB-202		538651	255136	283516	0.90	NO	26.26	1.06	26.22	26.29	95.53077	95.5		657	700
55	13C-PCB-205		450136	210774	239361	0.88	NO	31.33	1.01	31.29	31.36	95.42792	95.4		720	590
56	13C-PCB-208		359954	160416	199538	0.80	NO	29.67	0.96	29.63	29.70	95.68815	95.7		693	630
57	13C-PCB-206		251305	109964	141342	0.78	NO	32.39	1.04	32.35	32.42	95.36443	95.4		693	630
58	13C-PCB-209		401423	219355	182067	1.20	NO	33.50	1.08	33.46	33.53	95.47556	95.5		209	199
59	13C-PCB-9		2029363	1233299	796065	1.55	NO	11.90	0.48	11.86	11.93	101.41098	101.4		3168	2183
60	13C-PCB-52		808689	364795	443895	0.82	NO	16.99	0.68	16.95	17.02	102.29151	102.3		6275	3704
61	13C-PCB-101		513436	319092	194344	1.64	NO	20.64	0.83	20.61	20.68	97.82152	97.8		1884	2071
62	13C-PCB-138		490381	275916	214465	1.29	NO	24.87	0.00	24.83	24.90	98.11820	98.1		2626	2223
63	13C-PCB-194		316861	146613	170248	0.86	NO	31.05	1.25	31.01	31.08	94.74838	94.7		720	590
64	Total MoCB-F1	3		1767049								44776.99032			1473	
65	Total DiCB-F1	2		359275								35698.33603			2429	
66	Total DiCB-F2	3		530155								5525.01758			1999	
67	Total TrCB-F1	1		299264								51.44083			1181	
68	Total TrCB-F3	4		1071700								1352609.381...			1895	
69	Total TeCB-F2	1		309891								50.81872			695	
70	Total TeCB-F4	6		411297								8628.25607			593	
71	Total PeCB-F3	1		350331								50.99681			577	
72	Total PeCB-F5	10		1184663								28017.85468			1168	
73	Total HxCB-F4	1		263800								49.96343			639	
74	Total HxCB-F5	14		736800								56466.23392			952	

Quantify Sample Summary Report

MassLynx MassLynx V4.1 SCN 901

Dataset: C:\MassLynx\PCB.PRO\Results\Local\2020-ARCHIVE\2020-December\5-201202A-ICAL.qld

Last Altered: Wednesday, December 02, 2020 16:02:34 Eastern Standard Time

Printed: Wednesday, April 28, 2021 10:50:51 Eastern Daylight Time

Name: 5-201202A01, Date: 02-Dec-2020, Time: 09:37:44, ID: H5-20-CS3-1035, Description: 1668A-CS3-020, Vial: Tray1:1

	Target Analyte	#Hom	Total Area	Ion1 Area	Ion2 Area	Ra	Ra Fail=Y...	RT	RRT	RT LCL	RT UCL	Conc.	%Rec	Mod.Comment	Noise 1	Noise 2
75	Total HpCB-F5	11		601649								908626.96921			784	
76	Total HpCB-F6	4		143545								11790.32172			576	
77	Total OcCB-F5	4		139004								2405.70865			566	
78	Total OcCB-F6	5		109982								20381.07196			348	
79	Total NoCB-F6	3		168551								589.01821			465	
80	Total DeCB-F7	1		106394								47.82309			495	
81	Total 13C-MoCB-F1	2		2841352								183.37621			2522	
82	Total 13C-DiCB-F1	3		2023409								196.33053			3168	
83	Total 13C-DiCB-F2	5		1921891								1826242.450...			6295	
84	Total 13C-TrCB-F1	1		500636								95.41516			36836	
85	Total 13C-TrCB-F3	3		1930969								289.87963			22760	
86	Total 13C-TeCB-F2	1		571533								93.46426			7503	
87	Total 13C-TeCB-F3	4		375035								104.94548			6275	
88	Total 13C-TeCB-F4	9		684754								27213.65091			6354	
89	Total 13C-PeCB-F3	1		594128								97.96918			1135	
90	Total 13C-PeCB-F4	7		989956								306.68360			1884	
91	Total 13C-PeCB-F5	15		1969620								47641.52630			2291	
92	Total 13C-HxCB-F4	2		501539								2441.43424			884	
93	Total 13C-HxCB-F5	11		1861095								599.37832			2626	
94	Total 13C-HpCB-F5	6		564262								12387.58764			1149	
95	Total 13C-HpCB-F6	5		286947								26289.99288			1170	
96	Total 13C-OcCB-F5	3		256158								1510.01771			657	
97	Total 13C-OcCB-F6	4		367114								202.38805			720	
98	Total 13C-NoCB-F6	2		270380								191.05258			693	
99	Total 13C-DeCB-F7	1		219355								95.47556			209	
100	Lockmass F1			0											617806	
101	Lockmass F2			0											365074	
102	Lockmass F3			0											598398	
103	Lockmass F4			0											467639	
104	Lockmass F5			0											138824	
105	Lockmass F6			0											142394	
106	Lockmass F7			0											26982	

Quantify Sample Summary Report

MassLynx MassLynx V4.1 SCN 901

Dataset: C:\MassLynx\PCB.PRO\Results\Local\2020-ARCHIVE\2020-December\5-201202A-ICAL.qld

Last Altered: Wednesday, December 02, 2020 16:02:34 Eastern Standard Time

Printed: Wednesday, April 28, 2021 10:50:51 Eastern Daylight Time

Name: 5-201202A07, Date: 02-Dec-2020, Time: 12:39:10, ID: H5-20-CS4-1035, Description: 1668A-CS4-020, Vial: Tray1:7

	Target Analyte	#Hom	Total Area	Ion1 Area	Ion2 Area	Ra	Ra Fail=Y...	RT	RRT	RT LCL	RT UCL	Conc.	%Rec	Mod.Comment	Noise 1	Noise 2
1	PCB-1		10447930	7986019	2461912	3.24	NO	8.95	1.00	8.92	8.99	421.76125	105.4		3155	2022
2	PCB-3		9324057	7128651	2195406	3.25	NO	10.47	1.00	10.43	10.50	412.70647	103.2		3155	2022
3	PCB-4		4769046	2849679	1919366	1.48	NO	10.63	1.00	10.60	10.67	402.75136	100.7		3154	25361
4	PCB-15		7841275	4776133	3065142	1.56	NO	14.30	1.00	14.26	14.33	425.14463	106.3		2739	8246
5	PCB-19		4813161	2464210	2348951	1.05	NO	12.62	1.00	12.59	12.66	415.48941	103.9		3297	4291
6	PCB-37		5358542	2750676	2607866	1.05	NO	18.23	1.00	18.20	18.26	415.91155	104.0		9502	9730
7	PCB-54		5899392	2597820	3301572	0.79	NO	14.47	1.00	14.44	14.51	414.18838	103.5		1006	1559
8	PCB-81		4073172	1802608	2270564	0.79	NO	21.80	1.00	21.76	21.83	422.55704	105.6		1493	1916
9	PCB-77		4015462	1774563	2240900	0.79	NO	22.10	1.00	22.07	22.14	426.74176	106.7		1493	1916
10	PCB-104		4801956	2917289	1884668	1.55	NO	17.51	1.00	17.48	17.55	415.38872	103.8		852	1256
11	PCB-123		3157454	1926490	1230964	1.57	NO	23.08	1.00	23.05	23.11	416.60727	104.2		3630	2783
12	PCB-118		3554703	2174347	1380355	1.58	NO	23.25	1.00	23.22	23.28	422.47365	105.6		3630	2783
13	PCB-114		3322867	2029931	1292937	1.57	NO	23.55	1.00	23.52	23.58	416.66789	104.2		3630	2783
14	PCB-105		3272642	1995470	1277172	1.56	NO	23.91	1.00	23.88	23.95	416.48362	104.1		3630	2783
15	PCB-126		3014632	1849575	1165058	1.59	NO	25.50	1.00	25.46	25.53	423.56340	105.9		3630	2783
16	PCB-155		4106349	2281671	1824678	1.25	NO	20.49	1.00	20.46	20.53	411.76464	102.9		865	863
17	PCB-167		2773818	1522253	1251566	1.22	NO	26.38	1.00	26.35	26.41	421.62703	105.4		1735	2094
18	PCB-156/157		5510341	3049716	2460625	1.24	NO	27.02	1.00	26.99	27.05	840.13267	105.0		1735	2094
19	PCB-169		2462298	1356756	1105542	1.23	NO	28.67	1.00	28.64	28.71	427.68819	106.9		1735	2094
20	PCB-188		2831808	1429784	1402024	1.02	NO	23.49	1.00	23.46	23.52	428.27324	107.1		4048	4489
21	PCB-189		2253505	1145003	1108503	1.03	NO	29.95	1.00	29.91	29.98	418.41711	104.6		4716	3758
22	PCB-202		2390902	1126711	1264191	0.89	NO	26.26	1.00	26.22	26.29	413.80896	103.5		1008	724
23	PCB-205		1746561	826852	919709	0.90	NO	31.33	1.00	31.29	31.36	418.43117	104.6		960	1185
24	PCB-208		1814687	810808	1003879	0.81	NO	29.68	1.00	29.65	29.71	415.69493	103.9		918	1251
25	PCB-206		1259395	562400	696995	0.81	NO	32.40	1.00	32.37	32.43	409.81100	102.5		918	1251
26	PCB-209		1573899	855231	718669	1.19	NO	33.51	1.00	33.48	33.54	383.21115	95.8		424	501
27	13C-PCB-31		1354656	696983	657673	1.06	NO	15.81	0.87	15.78	15.84	100.11245	100.1		23580	11112
28	13C-PCB-95		493039	304174	188865	1.61	NO	19.11	1.09	19.07	19.14	100.94672	100.9		1987	2707
29	13C-PCB-153		564535	318676	245859	1.30	NO	24.17	1.18	24.13	24.20	100.02651	100.0		2628	1859
30	13C-PCB-28		1401915	716563	685352	1.05	NO	15.99	0.94	15.95	16.02	100.82355	100.8		23580	11112
31	13C-PCB-111		584534	361967	222568	1.63	NO	22.00	1.07	21.97	22.04	98.80166	98.8		1987	2707
32	13C-PCB-178		398024	200823	197201	1.02	NO	25.05	1.01	25.02	25.08	99.20523	99.2		1006	753
33	13C-PCB-1		2166022	1623438	542584	2.99	NO	8.94	0.75	8.91	8.97	99.86214	99.9		2376	11457
34	13C-PCB-3		1889553	1423364	466189	3.05	NO	10.47	0.88	10.43	10.50	98.00222	98.0		2376	11457
35	13C-PCB-4		1329636	815160	514476	1.58	NO	10.62	0.89	10.59	10.65	97.97339	98.0		4391	2204
36	13C-PCB-15		1681190	1032846	648344	1.59	NO	14.29	1.20	14.25	14.32	99.25021	99.3		7307	5504
37	13C-PCB-19		996007	507211	488796	1.04	NO	12.61	1.06	12.58	12.64	98.17105	98.2		45883	45252

Quantify Sample Summary Report

MassLynx MassLynx V4.1 SCN 901

Dataset: C:\MassLynx\PCB.PRO\Results\Local\2020-ARCHIVE\2020-December\5-201202A-ICAL.qld

Last Altered: Wednesday, December 02, 2020 16:02:34 Eastern Standard Time

Printed: Wednesday, April 28, 2021 10:50:51 Eastern Daylight Time

Name: 5-201202A07, Date: 02-Dec-2020, Time: 12:39:10, ID: H5-20-CS4-1035, Description: 1668A-CS4-020, Vial: Tray1:7

	Target Analyte	#Hom	Total Area	Ion1 Area	Ion2 Area	Ra	Ra Fail=Y...	RT	RRT	RT LCL	RT UCL	Conc.	%Rec	Mod.Comment	Noise 1	Noise 2
38	13C-PCB-37		1156744	600055	556689	1.08	NO	18.22	1.07	18.19	18.25	101.15788	101.2		23580	11112
39	13C-PCB-54		1333758	589676	744082	0.79	NO	14.45	0.85	14.42	14.49	99.14443	99.1		6816	5828
40	13C-PCB-81		795394	357575	437819	0.82	NO	21.79	1.06	21.76	21.82	98.74570	98.7		5164	3382
41	13C-PCB-77		810145	361805	448340	0.81	NO	22.09	1.07	22.06	22.13	98.87273	98.9		5164	3382
42	13C-PCB-104		1002628	612306	390322	1.57	NO	17.49	1.03	17.46	17.53	99.22653	99.2		1201	1053
43	13C-PCB-123		687877	421801	266076	1.59	NO	23.07	1.12	23.03	23.10	97.50894	97.5		1924	1912
44	13C-PCB-118		718549	444746	273803	1.62	NO	23.24	1.13	23.20	23.27	97.02953	97.0		1924	1912
45	13C-PCB-114		648520	402566	245954	1.64	NO	23.54	0.95	23.51	23.57	96.06121	96.1		1924	1912
46	13C-PCB-105		651907	404798	247109	1.64	NO	23.90	0.96	23.87	23.93	97.57974	97.6		1924	1912
47	13C-PCB-126		587336	364752	222584	1.64	NO	25.48	1.03	25.45	25.52	96.91068	96.9		1924	1912
48	13C-PCB-155		942932	523530	419403	1.25	NO	20.48	0.99	20.44	20.51	98.23495	98.2		1335	779
49	13C-PCB-167		596138	338540	257599	1.31	NO	26.37	1.06	26.33	26.40	98.03105	98.0		2628	1859
50	13C-PCB-156/157		1148850	651055	497796	1.31	NO	27.01	1.09	26.97	27.04	195.89594	97.9		2628	1859
51	13C-PCB-169		527426	298793	228633	1.31	NO	28.67	1.15	28.64	28.71	95.73046	95.7		2628	1859
52	13C-PCB-188		700890	355298	345591	1.03	NO	23.48	0.94	23.44	23.51	98.19348	98.2		1006	753
53	13C-PCB-189		533722	274776	258946	1.06	NO	29.93	0.96	29.90	29.97	95.75338	95.8		1049	677
54	13C-PCB-202		536168	253488	282680	0.90	NO	26.25	1.06	26.21	26.28	97.19278	97.2		732	727
55	13C-PCB-205		455923	213359	242565	0.88	NO	31.31	1.01	31.28	31.35	99.55504	99.6		612	639
56	13C-PCB-208		357446	158614	198833	0.80	NO	29.67	0.96	29.63	29.70	97.87282	97.9		574	514
57	13C-PCB-206		253853	111933	141920	0.79	NO	32.37	1.04	32.34	32.41	99.22150	99.2		574	514
58	13C-PCB-209		405720	222359	183361	1.21	NO	33.50	1.08	33.46	33.53	99.39312	99.4		199	263
59	13C-PCB-9		2017178	1229035	788143	1.56	NO	11.88	0.48	11.85	11.92	100.80206	100.8		4391	2204
60	13C-PCB-52		788519	357377	431142	0.83	NO	16.97	0.68	16.93	17.00	99.74022	99.7		6385	4182
61	13C-PCB-101		520024	321313	198711	1.62	NO	20.62	0.83	20.59	20.66	99.07678	99.1		1987	2707
62	13C-PCB-138		479774	267092	212682	1.26	NO	24.86	0.00	24.82	24.89	95.99578	96.0		2628	1859
63	13C-PCB-194		307630	143195	164435	0.87	NO	31.03	1.25	31.00	31.07	91.98824	92.0		612	639
64	Total MoCB-F1	4		15449611								370302.34723			3155	
65	Total DiCB-F1	2		3027237								337262.75178			3154	
66	Total DiCB-F2	4		4789498								18898.56151			2739	
67	Total TrCB-F1	1		2464210								415.48941			1167	
68	Total TrCB-F3	5		9616647								12005326.63...			3298	
69	Total TeCB-F2	1		2597820								414.18838			1006	
70	Total TeCB-F4	8		3616193								74587.81409			1493	
71	Total PeCB-F3	1		2917289								415.38872			852	
72	Total PeCB-F5	13		10163345								259733.40414			3630	
73	Total HxCB-F4	4		2283473								3792.49128			865	
74	Total HxCB-F5	16		6246492								526851.99606			1735	

Quantify Sample Summary Report

MassLynx MassLynx V4.1 SCN 901

Dataset: C:\MassLynx\PCB.PRO\Results\Local\2020-ARCHIVE\2020-December\5-201202A-ICAL.qld

Last Altered: Wednesday, December 02, 2020 16:02:34 Eastern Standard Time

Printed: Wednesday, April 28, 2021 10:50:51 Eastern Daylight Time

Name: 5-201202A07, Date: 02-Dec-2020, Time: 12:39:10, ID: H5-20-CS4-1035, Description: 1668A-CS4-020, Vial: Tray1:7

	Target Analyte	#Hom	Total Area	Ion1 Area	Ion2 Area	Ra	Ra Fail=Y...	RT	RRT	RT LCL	RT UCL	Conc.	%Rec	Mod.Comment	Noise 1	Noise 2
75	Total HpCB-F5	10		5034599								7572029.550...			1585	
76	Total HpCB-F6	5		1196174								100242.84585			1312	
77	Total OcCB-F5	6		1137060								20623.51489			1008	
78	Total OcCB-F6	4		901888								172098.24458			960	
79	Total NoCB-F6	3		1374470								2964.02155			918	
80	Total DeCB-F7	1		855231								383.21115			424	
81	Total 13C-MoCB-F1	2		3046802								197.86436			2376	
82	Total 13C-DiCB-F1	3		2047454								199.38471			4391	
83	Total 13C-DiCB-F2	3		2003818								1884844.629...			7307	
84	Total 13C-TrCB-F1	1		507211								98.17105			45883	
85	Total 13C-TrCB-F3	4		2014218								1703.61220			23580	
86	Total 13C-TeCB-F2	1		589676								99.14443			6816	
87	Total 13C-TeCB-F3	3		367019								102.45641			6385	
88	Total 13C-TeCB-F4	8		734898								20935.84753			5164	
89	Total 13C-PeCB-F3	2		612668								414.89267			1201	
90	Total 13C-PeCB-F4	5		990473								301.46893			1987	
91	Total 13C-PeCB-F5	12		2073150								43292.65465			1924	
92	Total 13C-HxCB-F4	2		526070								2356.36023			1335	
93	Total 13C-HxCB-F5	14		1894554								618.96281			2628	
94	Total 13C-HpCB-F5	6		564163								13745.15283			1006	
95	Total 13C-HpCB-F6	6		293312								28817.96576			1049	
96	Total 13C-OcCB-F5	2		254208								1195.94733			732	
97	Total 13C-OcCB-F6	4		367520								205.08445			612	
98	Total 13C-NoCB-F6	2		270547								197.09431			574	
99	Total 13C-DeCB-F7	1		222359								99.39312			199	
100	Lockmass F1			0											603378	
101	Lockmass F2			0											354518	
102	Lockmass F3			0											513653	
103	Lockmass F4			0											403410	
104	Lockmass F5			0											133715	
105	Lockmass F6			0											104486	
106	Lockmass F7			0											31563	



Quantify Sample Summary Report

MassLynx MassLynx V4.1 SCN 901

Dataset: C:\MassLynx\PCB.PRO\Results\Local\2020-ARCHIVE\2020-December\5-201202A-ICAL.qld

Last Altered: Wednesday, December 02, 2020 16:02:34 Eastern Standard Time

Printed: Wednesday, April 28, 2021 10:50:51 Eastern Daylight Time

Name: 5-201202A08, Date: 02-Dec-2020, Time: 13:21:16, ID: H5-20-CS5-1035, Description: 1668A-CS5-020, Vial: Tray1:8

	Target Analyte	#Hom	Total Area	Ion1 Area	Ion2 Area	Ra	Ra Fail=Y...	RT	RRT	RT LCL	RT UCL	Conc.	%Rec	Mod.Comment	Noise 1	Noise 2
1	PCB-1		53062033	39484684	13577349	2.91	NO	8.95	1.00	8.92	8.99	1962.00207	98.1		4936	2942
2	PCB-3		52253674	39657708	12595966	3.15	NO	10.47	1.00	10.43	10.50	2093.34068	104.7		4936	2942
3	PCB-4		26172294	15704469	10467825	1.50	NO	10.63	1.00	10.60	10.67	2057.37200	102.9		4553	23992
4	PCB-15		45239784	27618920	17620864	1.57	NO	14.29	1.00	14.25	14.32	2163.14641	108.2		5196	5318
5	PCB-19		26157723	13373889	12783834	1.05	NO	12.62	1.00	12.59	12.66	2082.17838	104.1		3462	2874
6	PCB-37		31781307	16382398	15398909	1.06	NO	18.23	1.00	18.20	18.26	2142.56617	107.1		17580	16048
7	PCB-54		32912160	14404434	18507726	0.78	NO	14.47	1.00	14.44	14.51	2088.54665	104.4		1542	1473
8	PCB-81		24819179	10903253	13915926	0.78	NO	21.80	1.00	21.76	21.83	2155.46291	107.8		2690	2468
9	PCB-77		24270856	10705096	13565760	0.79	NO	22.10	1.00	22.07	22.14	2171.39575	108.6		2690	2468
10	PCB-104		27699705	16852242	10847463	1.55	NO	17.51	1.00	17.48	17.55	2132.88540	106.6		809	2218
11	PCB-123		19820906	12123029	7697877	1.57	NO	23.08	1.00	23.05	23.11	2145.73663	107.3		6940	5215
12	PCB-118		21999993	13434328	8565665	1.57	NO	23.25	1.00	23.22	23.28	2137.35849	106.9		6940	5215
13	PCB-114		20904567	12736644	8167923	1.56	NO	23.55	1.00	23.52	23.58	2056.67735	102.8		6940	5215
14	PCB-105		20111057	12258207	7852850	1.56	NO	23.91	1.00	23.88	23.95	2161.00866	108.1		6940	5215
15	PCB-126		19925894	12214425	7711469	1.58	NO	25.50	1.00	25.46	25.53	2219.62753	111.0		6940	5215
16	PCB-155		25240307	14063621	11176686	1.26	NO	20.49	1.00	20.46	20.53	2137.31595	106.9		1891	3350
17	PCB-167		17527869	9624452	7903417	1.22	NO	26.39	1.00	26.36	26.42	2113.67376	105.7		3712	3527
18	PCB-156/157		36812073	20242110	16569963	1.22	NO	27.02	1.00	26.99	27.05	4234.77169	105.9		3712	3527
19	PCB-169		16032746	8843189	7189557	1.23	NO	28.67	1.00	28.64	28.71	2155.47198	107.8		3712	3527
20	PCB-188		18124106	9122389	9001717	1.01	NO	23.49	1.00	23.46	23.52	2161.12966	108.1		7094	9053
21	PCB-189		14415284	7369939	7045345	1.05	NO	29.95	1.00	29.91	29.98	2131.29666	106.6		8747	6902
22	PCB-202		15467116	7227635	8239481	0.88	NO	26.27	1.00	26.24	26.30	2087.09772	104.4		1039	1288
23	PCB-205		11008037	5234738	5773299	0.91	NO	31.34	1.00	31.31	31.37	2101.84129	105.1		1264	1976
24	PCB-208		11869659	5287736	6581924	0.80	NO	29.68	1.00	29.65	29.71	2066.95695	103.3		1555	1437
25	PCB-206		7985779	3557539	4428240	0.80	NO	32.40	1.00	32.37	32.43	2069.28527	103.5		1555	1437
26	PCB-209		9807754	5315961	4491793	1.18	NO	33.53	1.00	33.49	33.56	1932.03460	96.6		488	522
27	13C-PCB-31		1239834	639706	600127	1.07	NO	15.82	0.87	15.79	15.85	81.78201	81.8		29752	10431
28	13C-PCB-95		452731	280686	172045	1.63	NO	19.12	1.09	19.08	19.15	77.21829	77.2		1778	1442
29	13C-PCB-153		564389	320565	243824	1.31	NO	24.17	1.18	24.13	24.20	79.76825	79.8		1706	1612
30	13C-PCB-28		1276734	655947	620787	1.06	NO	15.99	0.94	15.95	16.02	103.71324	103.7		29752	10431
31	13C-PCB-111		577330	357952	219378	1.63	NO	22.01	1.07	21.98	22.04	102.33273	102.3		1778	1442
32	13C-PCB-178		404626	206139	198487	1.04	NO	25.05	1.01	25.02	25.08	99.78157	99.8		1367	1110
33	13C-PCB-1		2364742	1777991	586751	3.03	NO	8.94	0.75	8.91	8.97	124.14001	124.1		1589	8873
34	13C-PCB-3		2087720	1563892	523828	2.99	NO	10.47	0.88	10.43	10.50	123.29325	123.3		1589	8873
35	13C-PCB-4		1428457	875018	553440	1.58	NO	10.62	0.89	10.59	10.65	119.84853	119.8		4677	1525
36	13C-PCB-15		1906345	1183990	722355	1.64	NO	14.28	1.20	14.24	14.31	128.14631	128.1		10002	3217
37	13C-PCB-19		1080125	547882	532244	1.03	NO	12.61	1.06	12.58	12.64	121.22302	121.2		38016	33562

**Quantify Sample Summary Report**      **MassLynx MassLynx V4.1 SCN 901**

Dataset: C:\MassLynx\PCB.PRO\Results\Local\2020-ARCHIVE\2020-December\5-201202A-ICAL.qld

Last Altered: Wednesday, December 02, 2020 16:02:34 Eastern Standard Time

Printed: Wednesday, April 28, 2021 10:50:51 Eastern Daylight Time

**Name: 5-201202A08, Date: 02-Dec-2020, Time: 13:21:16, ID: H5-20-CS5-1035, Description: 1668A-CS5-020, Vial: Tray1:8**

	Target Analyte	#Hom	Total Area	Ion1 Area	Ion2 Area	Ra	Ra Fail=Y...	RT	RRT	RT LCL	RT UCL	Conc.	%Rec	Mod.Comment	Noise 1	Noise 2
38	13C-PCB-37		1331770	688105	643665	1.07	NO	18.22	1.07	18.19	18.25	131.54827	131.5		29752	10431
39	13C-PCB-54		1475638	651930	823709	0.79	NO	14.46	0.85	14.43	14.50	123.89813	123.9		7980	4513
40	13C-PCB-81		950127	427335	522792	0.82	NO	21.79	1.06	21.76	21.82	123.69556	123.7		5935	3442
41	13C-PCB-77		962362	435070	527292	0.83	NO	22.08	1.07	22.05	22.12	123.16539	123.2		5935	3442
42	13C-PCB-104		1126377	683004	443373	1.54	NO	17.50	1.03	17.47	17.54	116.89834	116.9		980	1121
43	13C-PCB-123		838393	512496	325897	1.57	NO	23.08	1.12	23.05	23.11	124.62861	124.6		1644	1540
44	13C-PCB-118		879019	542458	336561	1.61	NO	23.25	1.13	23.22	23.28	124.47493	124.5		1644	1540
45	13C-PCB-114		826562	512452	314110	1.63	NO	23.55	0.95	23.52	23.58	128.39158	128.4		1644	1540
46	13C-PCB-105		772082	477383	294699	1.62	NO	23.90	0.96	23.87	23.93	121.19199	121.2		1644	1540
47	13C-PCB-126		740813	456627	284186	1.61	NO	25.48	1.03	25.45	25.52	128.18285	128.2		1644	1540
48	13C-PCB-155		1116605	617645	498960	1.24	NO	20.48	0.99	20.45	20.52	121.98926	122.0		1245	873
49	13C-PCB-167		751430	424140	327290	1.30	NO	26.38	1.06	26.35	26.41	122.25792	122.3		1706	1612
50	13C-PCB-156/157		1522626	862447	660179	1.31	NO	27.01	1.09	26.97	27.04	256.87799	128.4		1706	1612
51	13C-PCB-169		681418	385412	296006	1.30	NO	28.66	1.15	28.63	28.70	122.36975	122.4		1706	1612
52	13C-PCB-188		888961	448605	440356	1.02	NO	23.48	0.94	23.44	23.51	123.22174	123.2		1367	1110
53	13C-PCB-189		670263	344479	325784	1.06	NO	29.93	0.96	29.90	29.96	118.97509	119.0		1221	1206
54	13C-PCB-202		687711	325497	362213	0.90	NO	26.26	1.06	26.22	26.29	123.34186	123.3		519	976
55	13C-PCB-205		572061	268294	303767	0.88	NO	31.31	1.01	31.28	31.35	113.83589	113.8		1019	725
56	13C-PCB-208		470209	209041	261167	0.80	NO	29.67	0.96	29.63	29.70	117.32957	117.3		475	606
57	13C-PCB-206		318787	141896	176891	0.80	NO	32.39	1.04	32.35	32.42	113.55076	113.6		475	606
58	13C-PCB-209		501467	273693	227774	1.20	NO	33.50	1.08	33.46	33.53	111.95354	112.0		212	201
59	13C-PCB-9		1771553	1080905	690648	1.57	NO	11.88	0.48	11.85	11.92	88.52773	88.5		4677	1525
60	13C-PCB-52		698102	315732	382370	0.83	NO	16.98	0.68	16.94	17.01	88.30326	88.3		6459	3371
61	13C-PCB-101		495892	305663	190229	1.61	NO	20.62	0.83	20.59	20.66	94.47904	94.5		1778	1442
62	13C-PCB-138		484914	273752	211162	1.30	NO	24.86	0.00	24.82	24.89	97.02427	97.0		1706	1612
63	13C-PCB-194		337569	158277	179292	0.88	NO	31.03	1.25	31.00	31.07	100.94078	100.9		1019	725
64	Total MoCB-F1	7		80541930								1574252.804...			4936	
65	Total DiCB-F1	2		16711990								1901054.600...			4553	
66	Total DiCB-F2	5		27923313								440208.85591			5196	
67	Total TrCB-F1	4		13376999								6902.02939			1185	
68	Total TrCB-F3	6		56837751								70639553.41...			5917	
69	Total TeCB-F2	2		14405143								3447.26875			1542	
70	Total TeCB-F4	10		21799977								369980.22802			2690	
71	Total PeCB-F3	4		16855541								7685.58107			809	
72	Total PeCB-F5	13		63756848								1371722.109...			6940	
73	Total HxCB-F4	5		14073669								19156.41690			1891	
74	Total HxCB-F5	20		40758086								3389316.564...			3712	

Quantify Sample Summary Report

MassLynx MassLynx V4.1 SCN 901

Dataset: C:\MassLynx\PCB.PRO\Results\Local\2020-ARCHIVE\2020-December\5-201202A-ICAL.qld

Last Altered: Wednesday, December 02, 2020 16:02:34 Eastern Standard Time

Printed: Wednesday, April 28, 2021 10:50:51 Eastern Daylight Time

Name: 5-201202A08, Date: 02-Dec-2020, Time: 13:21:16, ID: H5-20-CS5-1035, Description: 1668A-CS5-020, Vial: Tray1:8

	Target Analyte	#Hom	Total Area	Ion1 Area	Ion2 Area	Ra	Ra Fail=Y...	RT	RRT	RT LCL	RT UCL	Conc.	%Rec	Mod.Comment	Noise 1	Noise 2
75	Total HpCB-F5	16		32934099								50108239.52...			4339	
76	Total HpCB-F6	7		7689790								610810.60225			3637	
77	Total OcCB-F5	11		7290532								123874.54540			1039	
78	Total OcCB-F6	6		5705525								1068746.619...			1264	
79	Total NoCB-F6	3		8850746								14204.29455			1555	
80	Total DeCB-F7	1		5315961								1932.03460			488	
81	Total 13C-MoCB-F1	4		3359045								22634.60822			1589	
82	Total 13C-DiCB-F1	5		1961572								209.33894			4677	
83	Total 13C-DiCB-F2	3		2089608								1730415.877...			10002	
84	Total 13C-TrCB-F1	2		548630								6792.37203			38016	
85	Total 13C-TrCB-F3	7		2000810								18656.23420			29752	
86	Total 13C-TeCB-F2	1		651930								123.89813			7980	
87	Total 13C-TeCB-F3	4		325861								91.03567			6459	
88	Total 13C-TeCB-F4	6		872661								14501.24215			5935	
89	Total 13C-PeCB-F3	4		684746								1943.25477			980	
90	Total 13C-PeCB-F4	6		947894								277.58155			1778	
91	Total 13C-PeCB-F5	14		2537476								46609.84556			1644	
92	Total 13C-HxCB-F4	3		620185								2652.18619			1245	
93	Total 13C-HxCB-F5	11		2285555								710.29576			1706	
94	Total 13C-HpCB-F5	10		667323								20697.81269			1367	
95	Total 13C-HpCB-F6	5		363312								30347.45250			1221	
96	Total 13C-OcCB-F5	6		327790								4113.66172			519	
97	Total 13C-OcCB-F6	5		439027								230.50605			1019	
98	Total 13C-NoCB-F6	2		350938								230.88034			475	
99	Total 13C-DeCB-F7	1		273693								111.95354			212	
100	Lockmass F1			0											499419	
101	Lockmass F2			0											344061	
102	Lockmass F3			0											459287	
103	Lockmass F4			0											327346	
104	Lockmass F5			0											108938	
105	Lockmass F6			0											98603	
106	Lockmass F7			0											29545	

**Quantify Audit Report MassLynx MassLynx V4.1 SCN 901**

Dataset: C:\MassLynx\PCB.PRO\Results\Local\2020-ARCHIVE\2020-December\5-201202A-ICAL.qld

Last Altered: Wednesday, December 02, 2020 16:02:34 Eastern Standard Time

Printed: Wednesday, April 28, 2021 10:50:51 Eastern Daylight Time

Date	Time	Event	Details	Comments
02-Dec-20	15:50:01	Process Extract		
02-Dec-20	15:50:01	Process Integrate		
02-Dec-20	15:50:01	Process Calibrate		
02-Dec-20	15:50:01	Process Quantify		
02-Dec-20	15:50:06	Dataset Created		
02-Dec-20	15:51:11	Pre modification peak	Sample:5-201202A03, Compound:DiCB-F1, RT:10.634	
02-Dec-20	15:51:11	Peak modified	Sample:5-201202A03, Compound:DiCB-F1, RT:10.634	SJ201202MB
02-Dec-20	15:51:36	Pre modification peak	Sample:5-201202A03, Compound:DiCB-F1, RT:10.634	
02-Dec-20	15:51:36	Peak modified	Sample:5-201202A03, Compound:DiCB-F1, RT:10.634	SJ201202MB
02-Dec-20	15:52:32	Pre modification peak	Sample:5-201202A03, Compound:TrCB-F3, RT:18.239	
02-Dec-20	15:52:32	Peak modified	Sample:5-201202A03, Compound:TrCB-F3, RT:18.239	SJ201202MS
02-Dec-20	15:53:12	Pre modification peak	Sample:5-201202A03, Compound:PeCB-F5, RT:23.913	
02-Dec-20	15:53:12	Peak modified	Sample:5-201202A03, Compound:PeCB-F5, RT:23.913	SJ201202MB
02-Dec-20	15:53:12	Pre modification peak	Sample:5-201202A03, Compound:PeCB-F5, RT:23.080	
02-Dec-20	15:53:12	Peak modified	Sample:5-201202A03, Compound:PeCB-F5, RT:23.080	SJ201202MB
02-Dec-20	15:54:15	Pre modification peak	Sample:5-201202A03, Compound:NoCB-F6, RT:29.667	
02-Dec-20	15:54:15	Peak modified	Sample:5-201202A03, Compound:NoCB-F6, RT:29.667	SJ201202MB
02-Dec-20	15:54:15	Pre modification peak	Sample:5-201202A03, Compound:NoCB-F6, RT:29.667	
02-Dec-20	15:54:15	Peak modified	Sample:5-201202A03, Compound:NoCB-F6, RT:29.667	SJ201202MB
02-Dec-20	15:54:38	Peak modified	Sample:5-201202A03, Compound:NoCB-F6, RT:29.667	SJ201202MB
02-Dec-20	15:56:40	Dataset Saved	Saved to 'C:\MassLynx\PCB.PRO\Results\Local\2020-Decem...	
02-Dec-20	16:00:29	Pre modification peak	Sample:5-201202A03, Compound:TeCB-F4, RT:22.112	
02-Dec-20	16:00:29	Peak modified	Sample:5-201202A03, Compound:TeCB-F4, RT:22.112	SJ201202MB
02-Dec-20	16:00:29	Pre modification peak	Sample:5-201202A03, Compound:TeCB-F4, RT:21.807	
02-Dec-20	16:00:29	Peak modified	Sample:5-201202A03, Compound:TeCB-F4, RT:21.807	SJ201202MB
02-Dec-20	16:02:31	Pre modification peak	Sample:5-201202A02, Compound:TeCB-F4, RT:22.131	
02-Dec-20	16:02:31	Peak modified	Sample:5-201202A02, Compound:TeCB-F4, RT:22.131	SJ201202MB
02-Dec-20	16:02:31	Pre modification peak	Sample:5-201202A02, Compound:TeCB-F4, RT:21.826	
02-Dec-20	16:02:31	Peak modified	Sample:5-201202A02, Compound:TeCB-F4, RT:21.826	SJ201202MB
02-Dec-20	16:04:28	Calibration Saved	Saved to 'C:\MassLynx\PCB.PRO\CurveDB\5-201202A-ICAL....	
02-Dec-20	16:05:55	Dataset Saved	Saved to 'C:\MassLynx\PCB.PRO\Results\Local\2020-Decem...	

Quantify Sample Template Report

MassLynx MassLynx V4.1 SCN 901

Dataset: C:\MassLynx\PCB.PRO\Results\Local\2020-ARCHIVE\2020-December\5-201202A-ICAL.qld

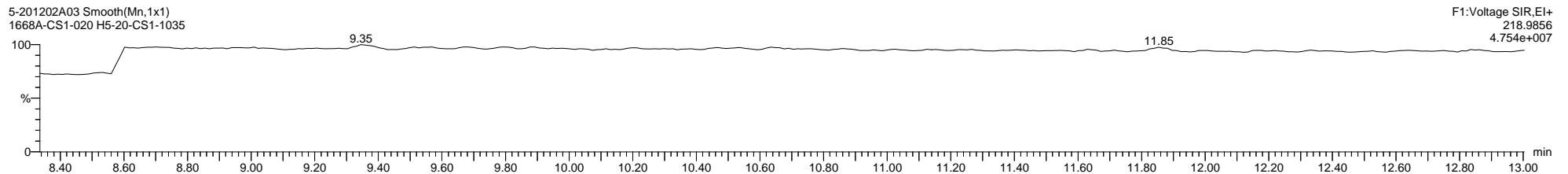
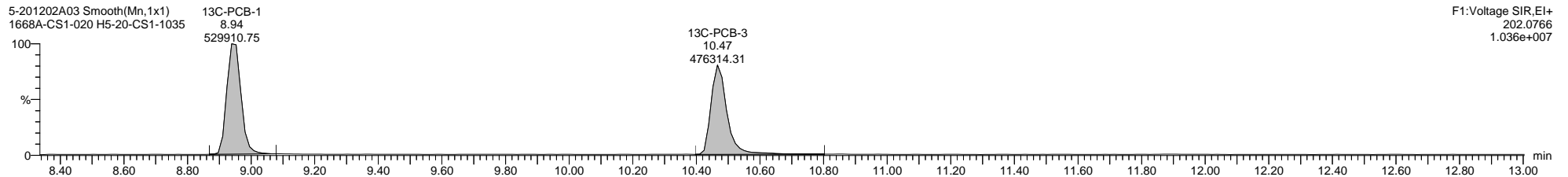
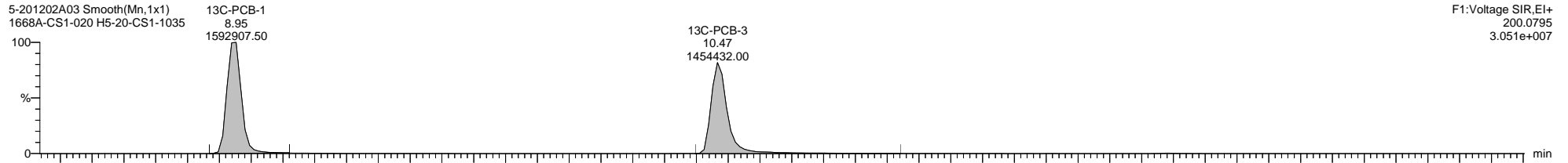
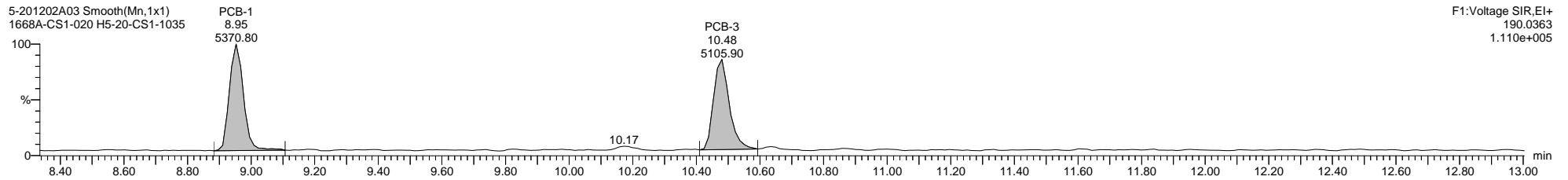
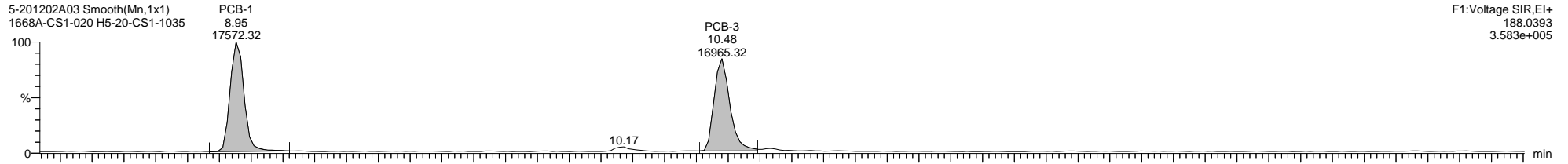
Last Altered: Wednesday, December 02, 2020 16:02:34 Eastern Standard Time

Printed: Wednesday, April 28, 2021 10:50:51 Eastern Daylight Time

Method: C:\MassLynx\PCB.PRO\MethDB\1668-OCTYL-1-ICAL-201030B.mdb 07 Feb 2020 11:57:21

Calibration: C:\MassLynx\PCB.PRO\CurveDB\5-201202A-ICAL.cdb 02 Dec 2020 15:02:34

Name: 5-201202A03, Date: 02-Dec-2020, Time: 11:14:48, ID: H5-20-CS1-1035, Description: 1668A-CS1-020, Vial: Tray1:5



Quantify Sample Template Report

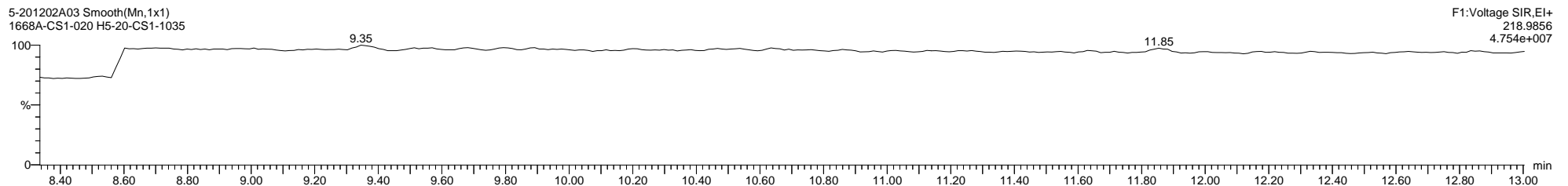
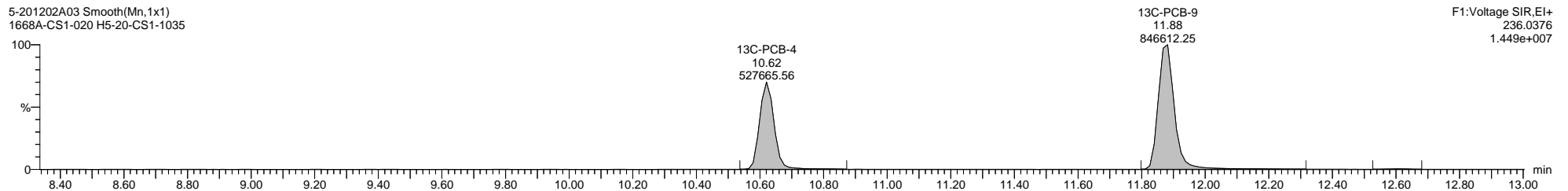
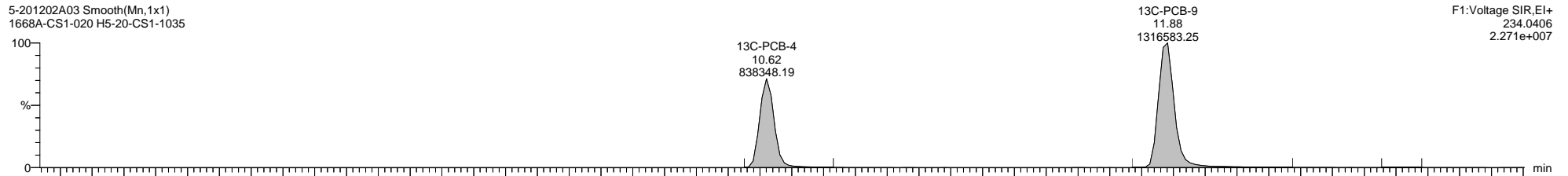
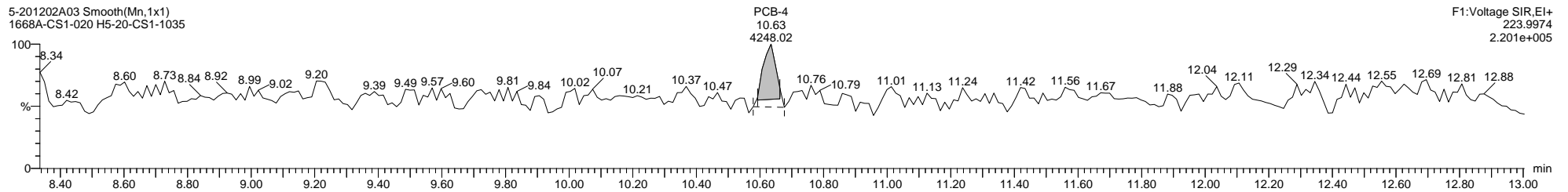
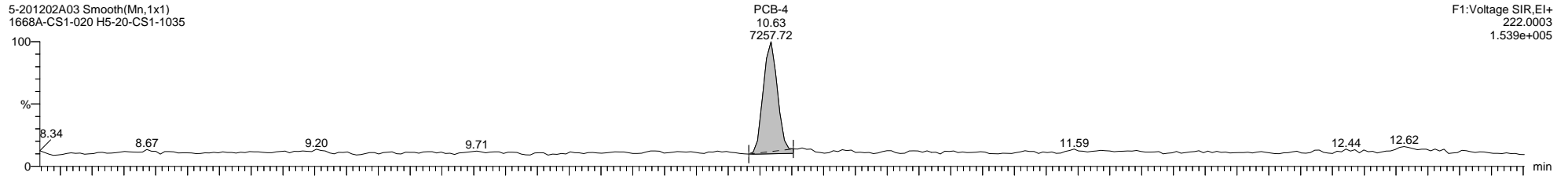
MassLynx MassLynx V4.1 SCN 901

Dataset: C:\MassLynx\PCB.PRO\Results\Local\2020-ARCHIVE\2020-December\5-201202A-ICAL.qld

Last Altered: Wednesday, December 02, 2020 16:02:34 Eastern Standard Time

Printed: Wednesday, April 28, 2021 10:50:51 Eastern Daylight Time

Name: 5-201202A03, Date: 02-Dec-2020, Time: 11:14:48, ID: H5-20-CS1-1035, Description: 1668A-CS1-020, Vial: Tray1:5



Quantify Sample Template Report

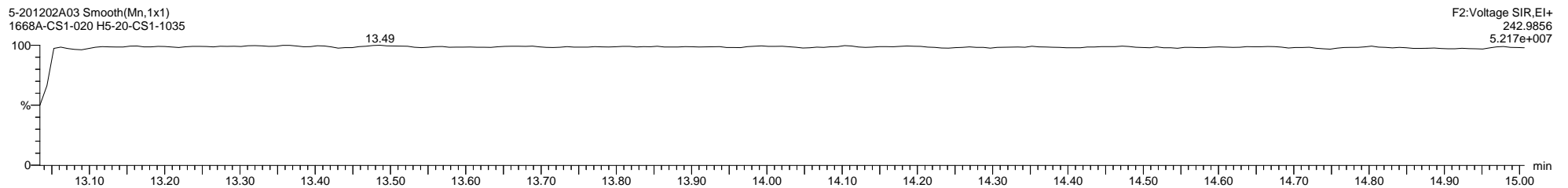
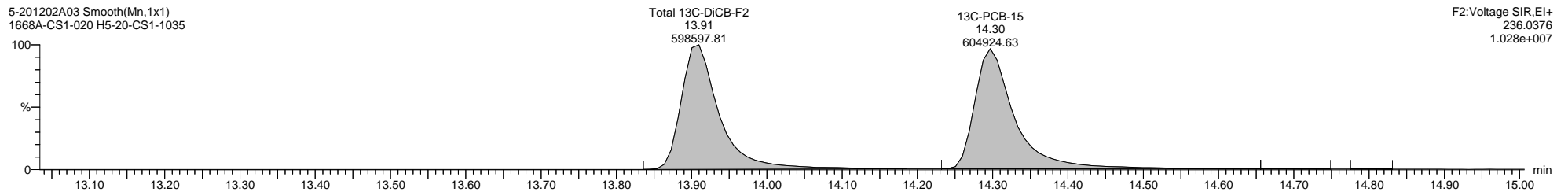
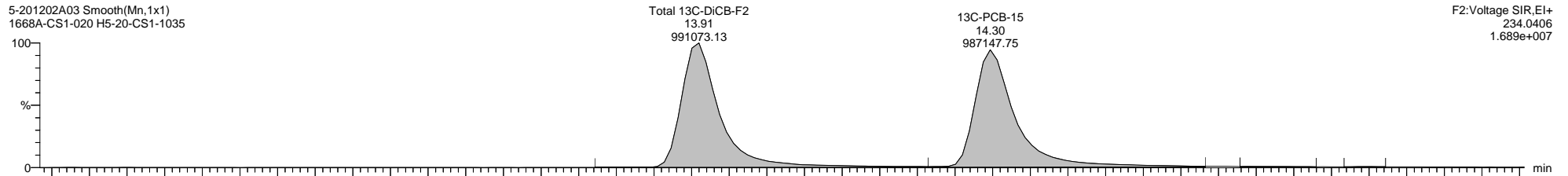
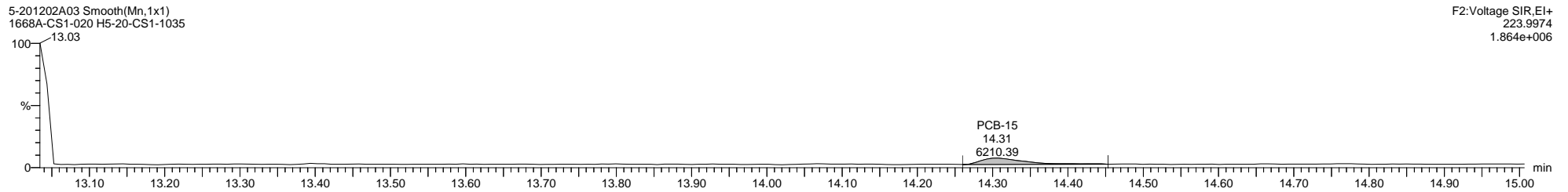
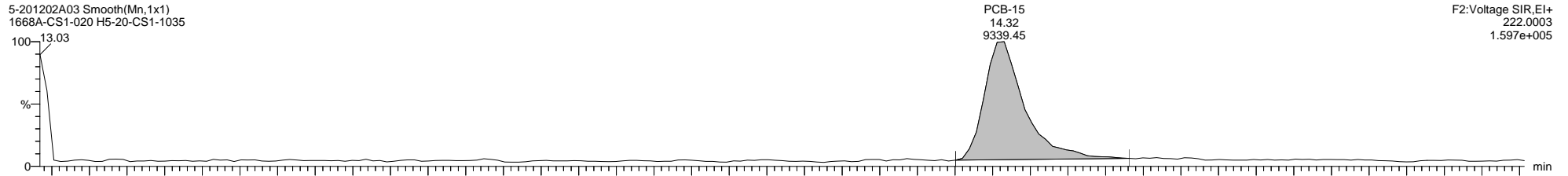
MassLynx MassLynx V4.1 SCN 901

Dataset: C:\MassLynx\PCB.PRO\Results\Local\2020-ARCHIVE\2020-December\5-201202A-ICAL.qld

Last Altered: Wednesday, December 02, 2020 16:02:34 Eastern Standard Time

Printed: Wednesday, April 28, 2021 10:50:51 Eastern Daylight Time

Name: 5-201202A03, Date: 02-Dec-2020, Time: 11:14:48, ID: H5-20-CS1-1035, Description: 1668A-CS1-020, Vial: Tray1:5





Quantify Sample Template Report

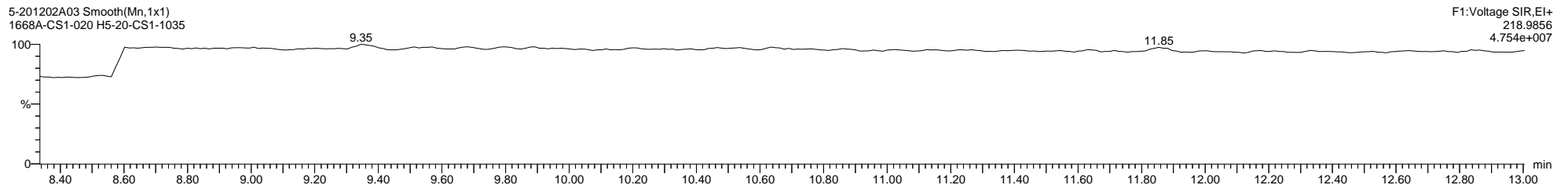
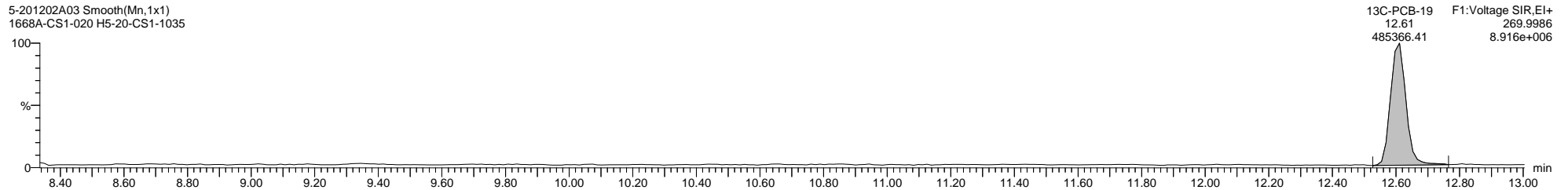

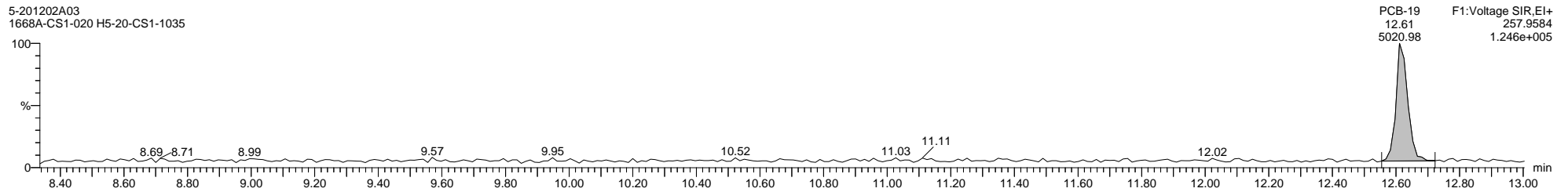
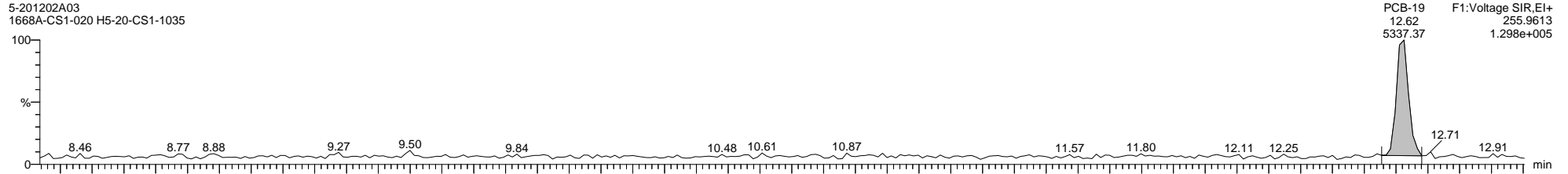
MassLynx MassLynx V4.1 SCN 901

Dataset: C:\MassLynx\PCB.PRO\Results\Local\2020-ARCHIVE\2020-December\5-201202A-ICAL.qld

Last Altered: Wednesday, December 02, 2020 16:02:34 Eastern Standard Time

Printed: Wednesday, April 28, 2021 10:50:51 Eastern Daylight Time

Name: 5-201202A03, Date: 02-Dec-2020, Time: 11:14:48, ID: H5-20-CS1-1035, Description: 1668A-CS1-020, Vial: Tray1:5



Quantify Sample Template Report

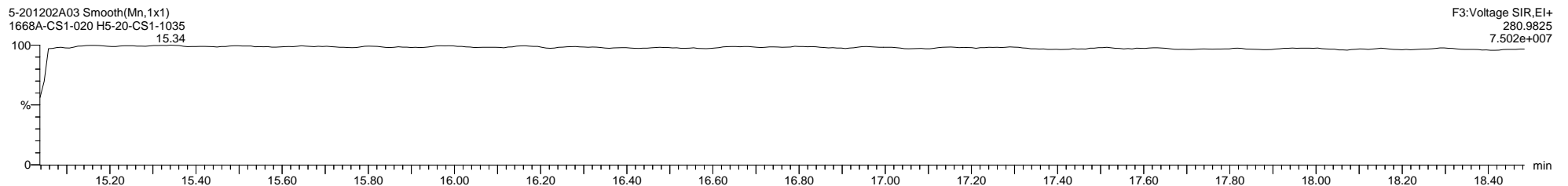
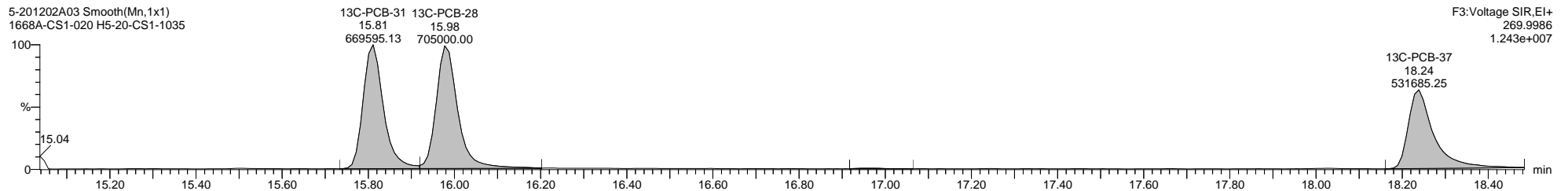

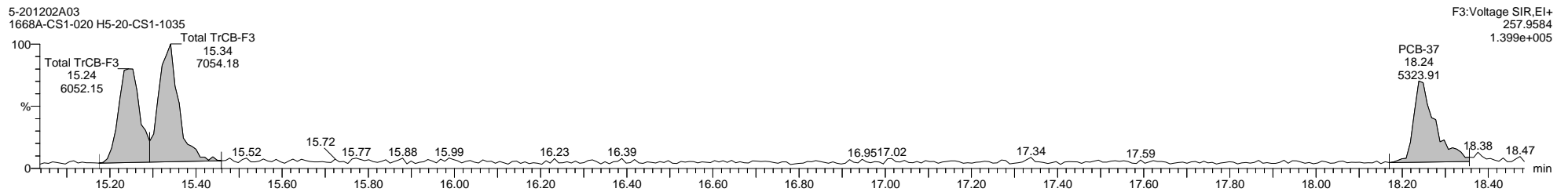
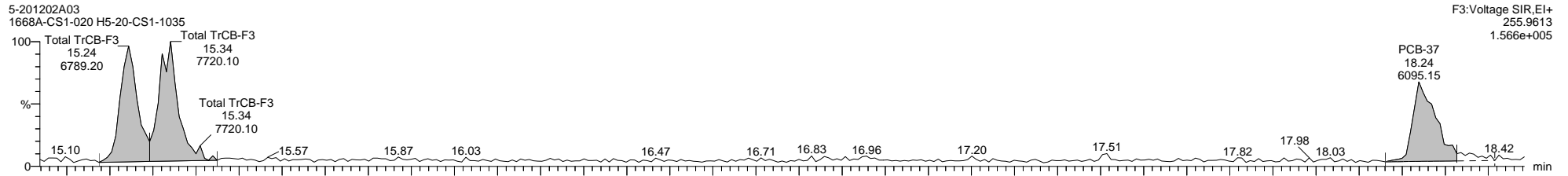
MassLynx MassLynx V4.1 SCN 901

Dataset: C:\MassLynx\PCB.PRO\Results\Local\2020-ARCHIVE\2020-December\5-201202A-ICAL.qld

Last Altered: Wednesday, December 02, 2020 16:02:34 Eastern Standard Time

Printed: Wednesday, April 28, 2021 10:50:51 Eastern Daylight Time

Name: 5-201202A03, Date: 02-Dec-2020, Time: 11:14:48, ID: H5-20-CS1-1035, Description: 1668A-CS1-020, Vial: Tray1:5



Quantify Sample Template Report

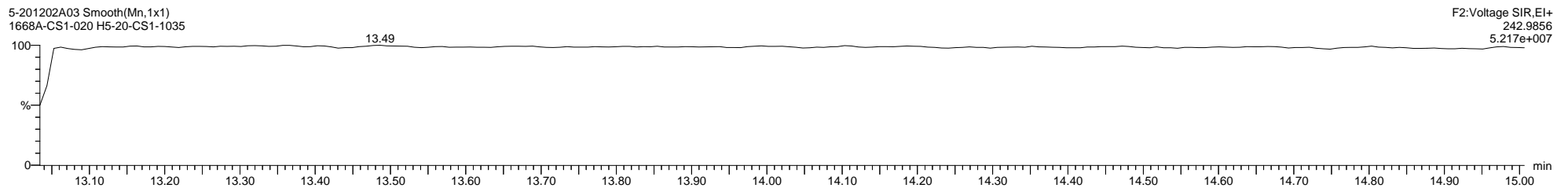
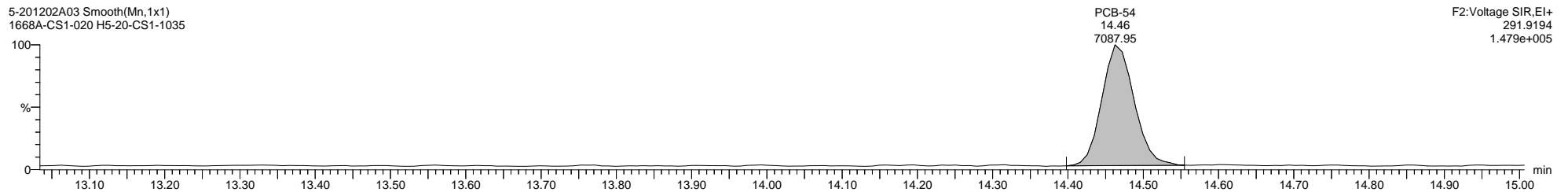

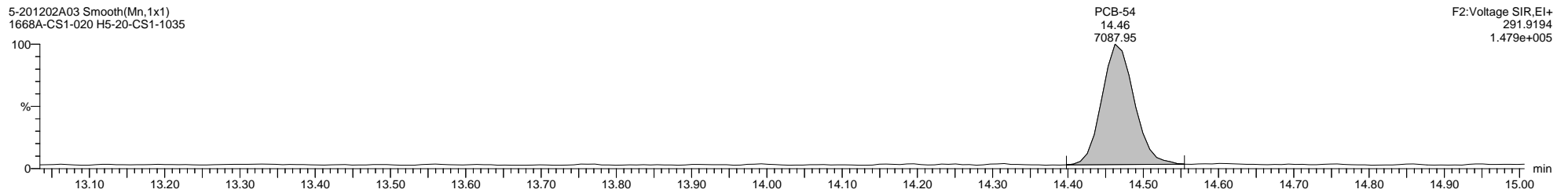
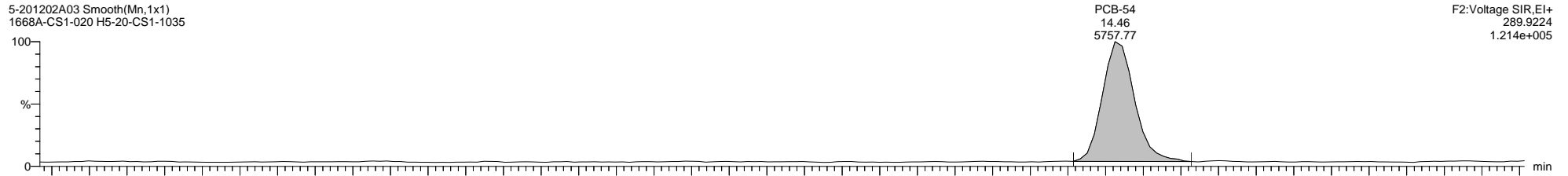
MassLynx MassLynx V4.1 SCN 901

Dataset: C:\MassLynx\PCB.PRO\Results\Local\2020-ARCHIVE\2020-December\5-201202A-ICAL.qld

Last Altered: Wednesday, December 02, 2020 16:02:34 Eastern Standard Time

Printed: Wednesday, April 28, 2021 10:50:51 Eastern Daylight Time

Name: 5-201202A03, Date: 02-Dec-2020, Time: 11:14:48, ID: H5-20-CS1-1035, Description: 1668A-CS1-020, Vial: Tray1:5



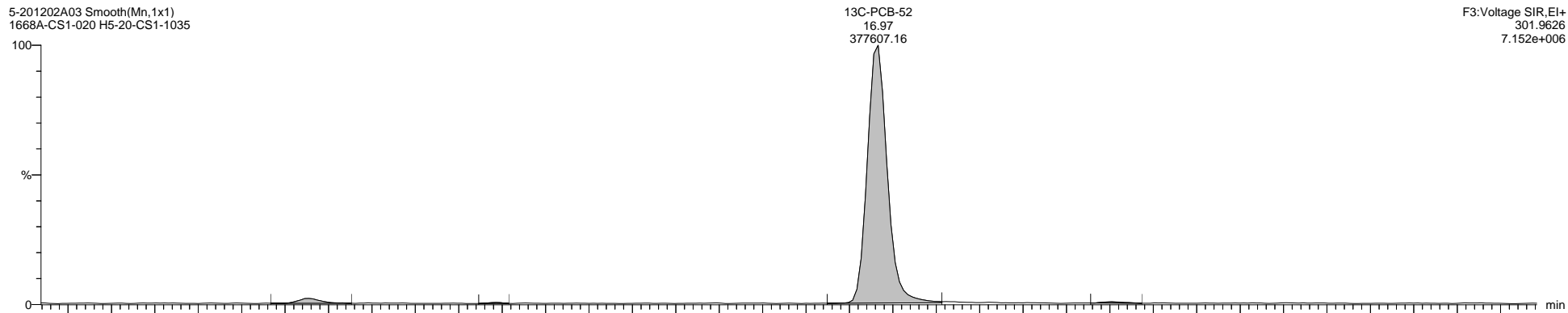
Dataset: C:\MassLynx\PCB.PRO\Results\Local\2020-ARCHIVE\2020-December\5-201202A-ICAL.qld

Last Altered: Wednesday, December 02, 2020 16:02:34 Eastern Standard Time

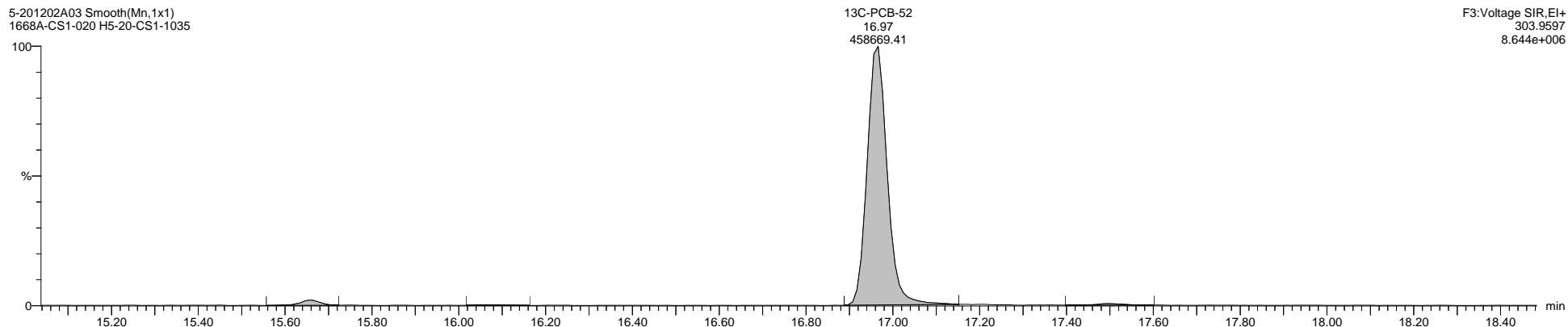
Printed: Wednesday, April 28, 2021 10:50:51 Eastern Daylight Time

Name: 5-201202A03, Date: 02-Dec-2020, Time: 11:14:48, ID: H5-20-CS1-1035, Description: 1668A-CS1-020, Vial: Tray1:5

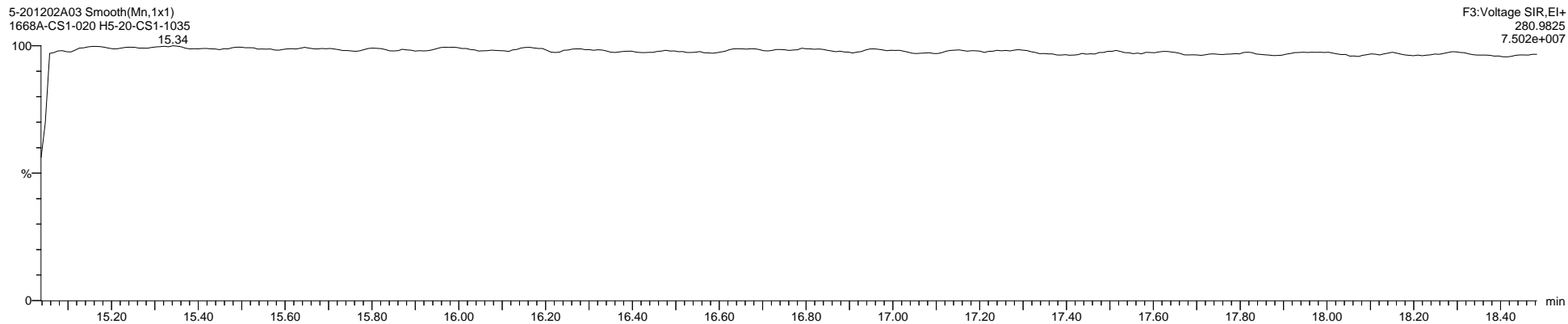
5-201202A03 Smooth(Mn,1x1)  
1668A-CS1-020 H5-20-CS1-1035



5-201202A03 Smooth(Mn,1x1)  
1668A-CS1-020 H5-20-CS1-1035



5-201202A03 Smooth(Mn,1x1)  
1668A-CS1-020 H5-20-CS1-1035



Quantify Sample Template Report

MassLynx MassLynx V4.1 SCN 901

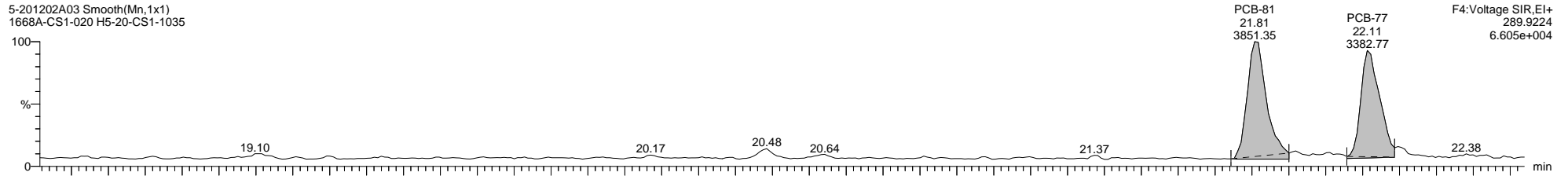
Dataset: C:\MassLynx\PCB.PRO\Results\Local\2020-ARCHIVE\2020-December\5-201202A-ICAL.qld

Last Altered: Wednesday, December 02, 2020 16:02:34 Eastern Standard Time

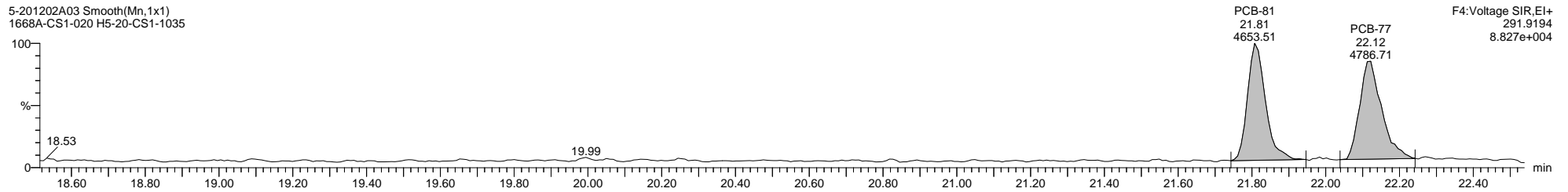
Printed: Wednesday, April 28, 2021 10:50:51 Eastern Daylight Time

Name: 5-201202A03, Date: 02-Dec-2020, Time: 11:14:48, ID: H5-20-CS1-1035, Description: 1668A-CS1-020, Vial: Tray1:5

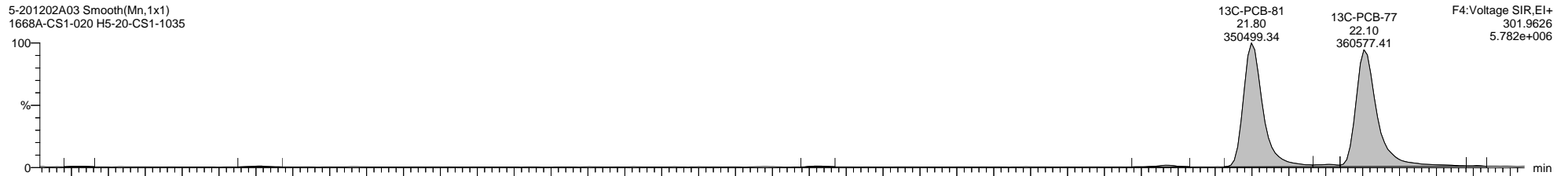
5-201202A03 Smooth(Mn,1x1)  
1668A-CS1-020 H5-20-CS1-1035



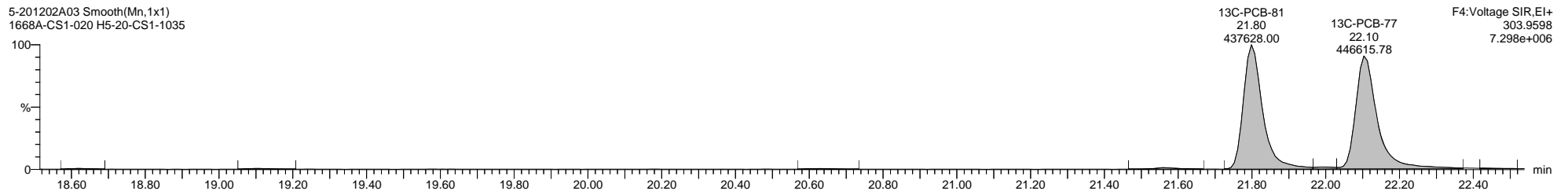
5-201202A03 Smooth(Mn,1x1)  
1668A-CS1-020 H5-20-CS1-1035



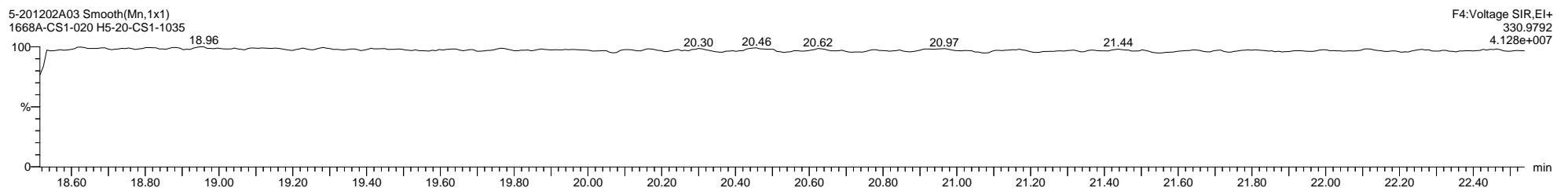
5-201202A03 Smooth(Mn,1x1)  
1668A-CS1-020 H5-20-CS1-1035



5-201202A03 Smooth(Mn,1x1)  
1668A-CS1-020 H5-20-CS1-1035



5-201202A03 Smooth(Mn,1x1)  
1668A-CS1-020 H5-20-CS1-1035

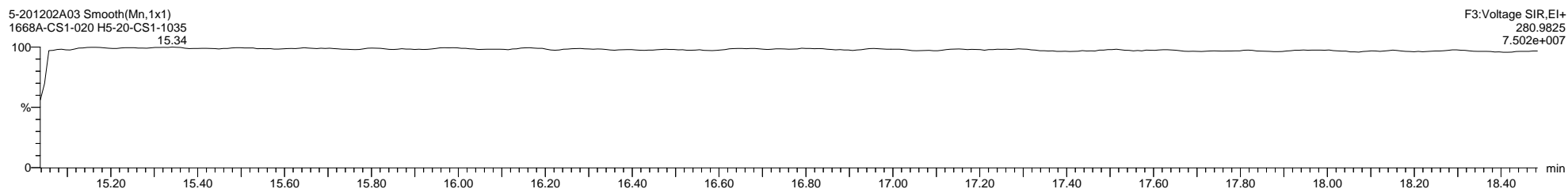
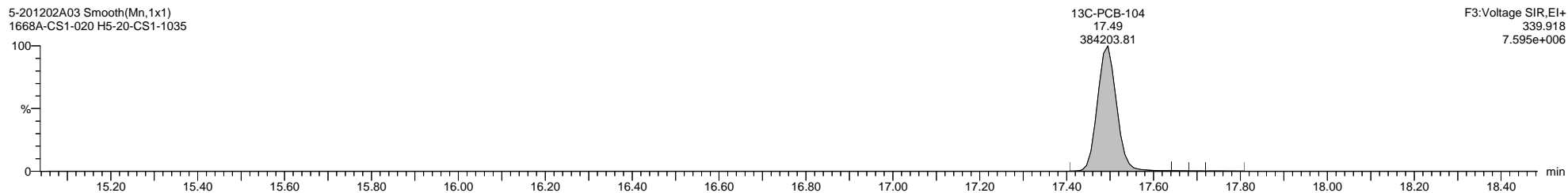

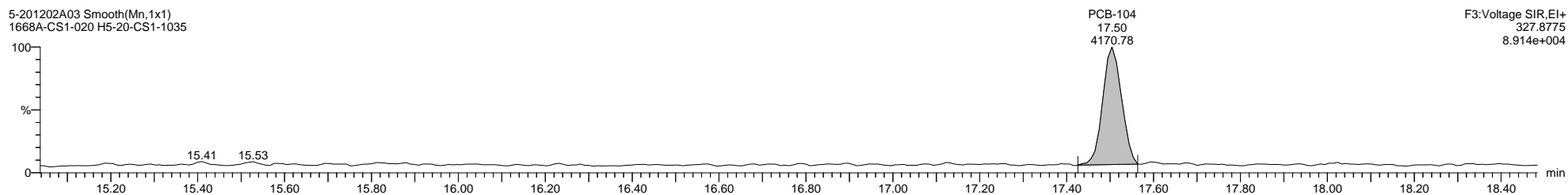



Dataset: C:\MassLynx\PCB.PRO\Results\Local\2020-ARCHIVE\2020-December\5-201202A-ICAL.qld

Last Altered: Wednesday, December 02, 2020 16:02:34 Eastern Standard Time

Printed: Wednesday, April 28, 2021 10:50:51 Eastern Daylight Time

Name: 5-201202A03, Date: 02-Dec-2020, Time: 11:14:48, ID: H5-20-CS1-1035, Description: 1668A-CS1-020, Vial: Tray1:5



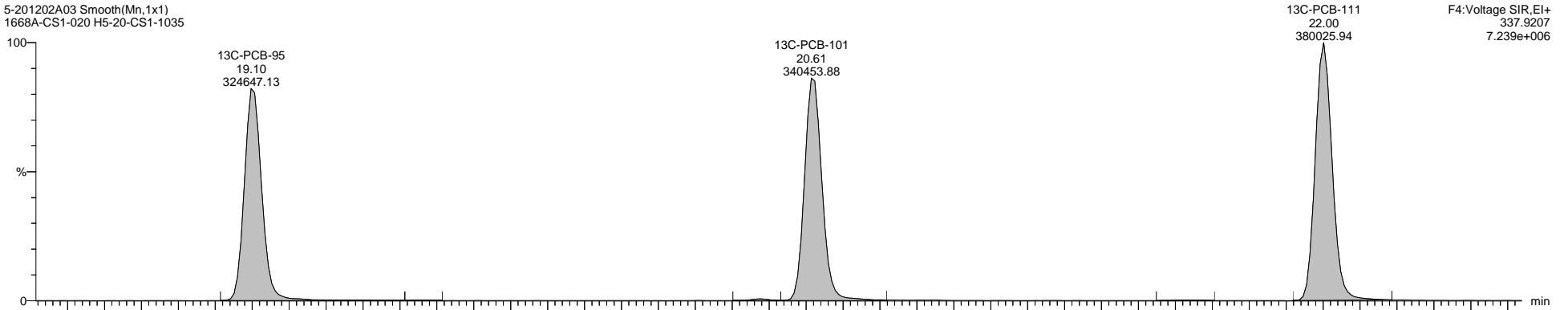
Dataset: C:\MassLynx\PCB.PRO\Results\Local\2020-ARCHIVE\2020-December\5-201202A-ICAL.qld

Last Altered: Wednesday, December 02, 2020 16:02:34 Eastern Standard Time

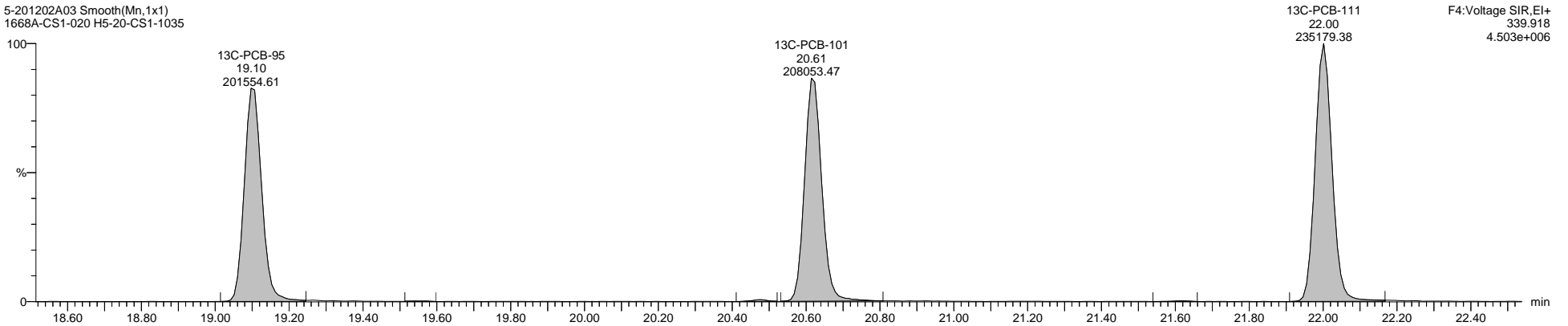
Printed: Wednesday, April 28, 2021 10:50:51 Eastern Daylight Time

Name: 5-201202A03, Date: 02-Dec-2020, Time: 11:14:48, ID: H5-20-CS1-1035, Description: 1668A-CS1-020, Vial: Tray1:5

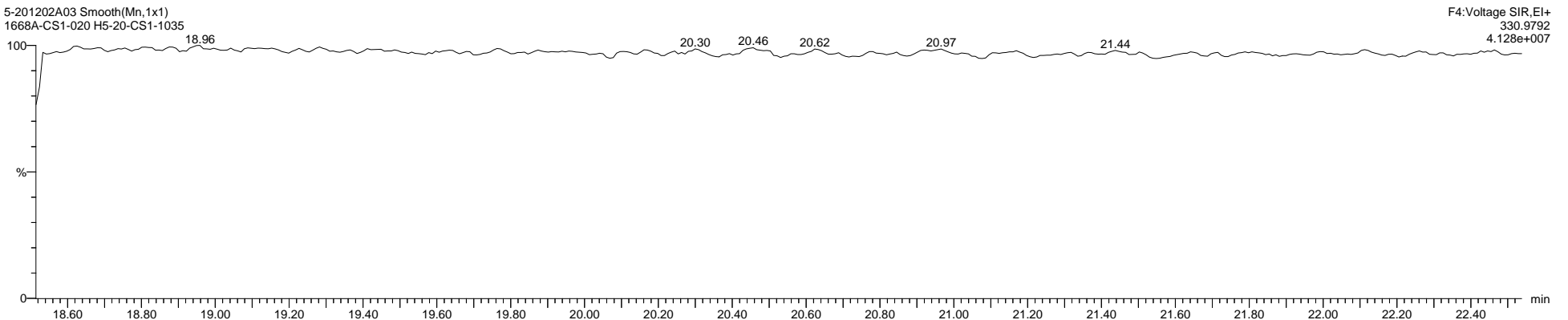
5-201202A03 Smooth(Mn,1x1)  
1668A-CS1-020 H5-20-CS1-1035



5-201202A03 Smooth(Mn,1x1)  
1668A-CS1-020 H5-20-CS1-1035



5-201202A03 Smooth(Mn,1x1)  
1668A-CS1-020 H5-20-CS1-1035





Quantify Sample Template Report

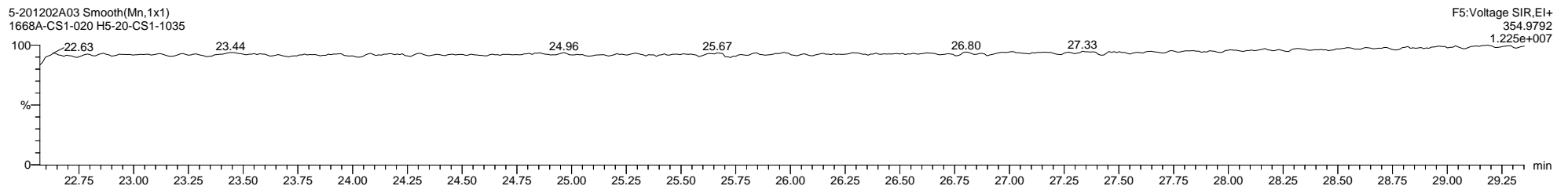
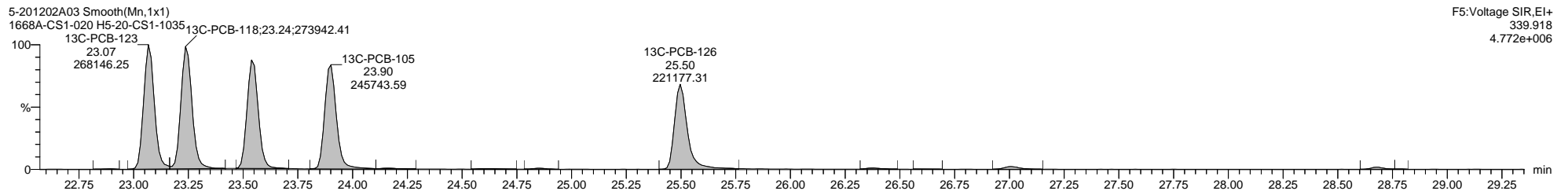
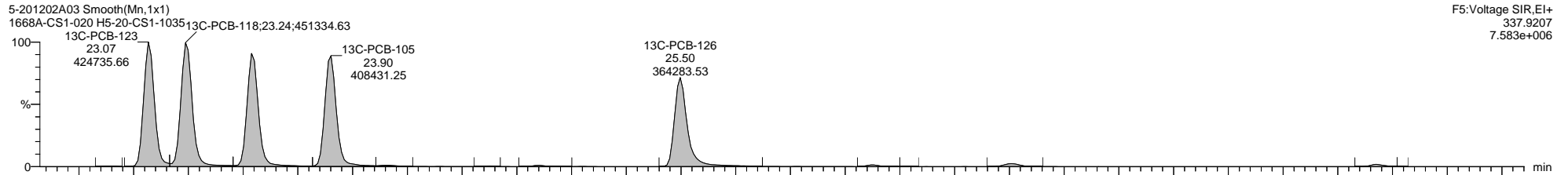
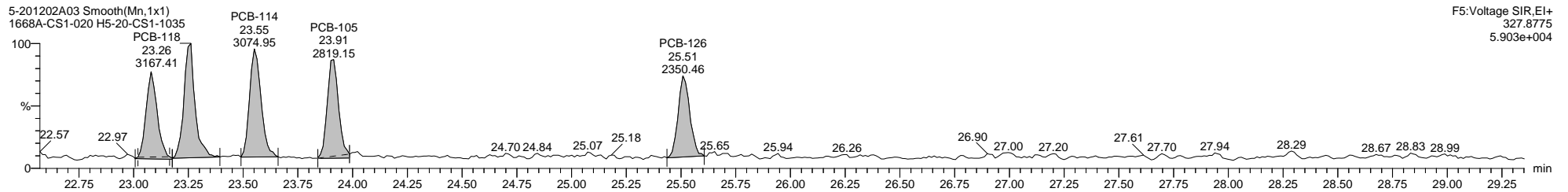
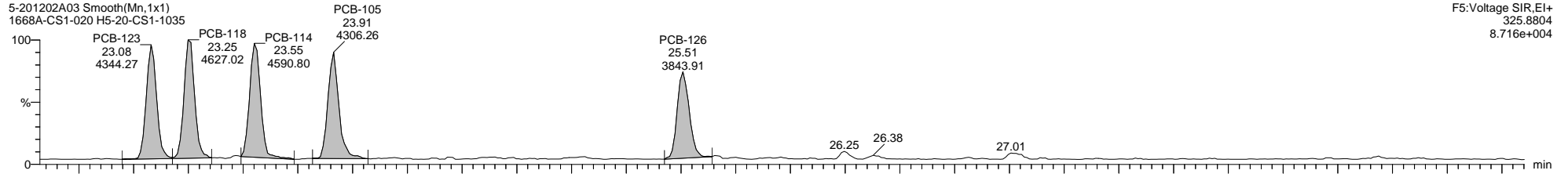
MassLynx MassLynx V4.1 SCN 901

Dataset: C:\MassLynx\PCB.PRO\Results\Local\2020-ARCHIVE\2020-December\5-201202A-ICAL.qld

Last Altered: Wednesday, December 02, 2020 16:02:34 Eastern Standard Time

Printed: Wednesday, April 28, 2021 10:50:51 Eastern Daylight Time

Name: 5-201202A03, Date: 02-Dec-2020, Time: 11:14:48, ID: H5-20-CS1-1035, Description: 1668A-CS1-020, Vial: Tray1:5



Quantify Sample Template Report

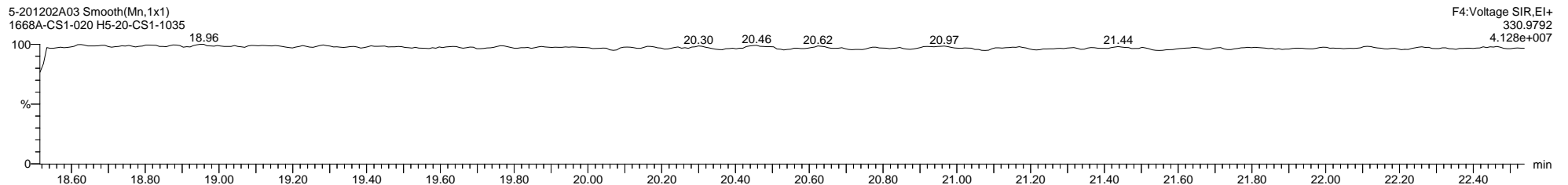
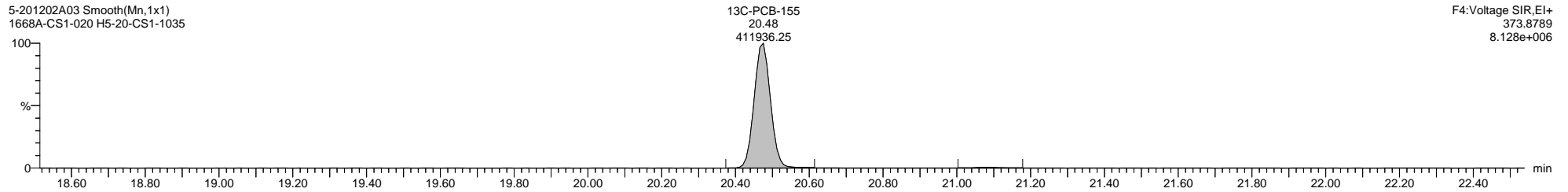
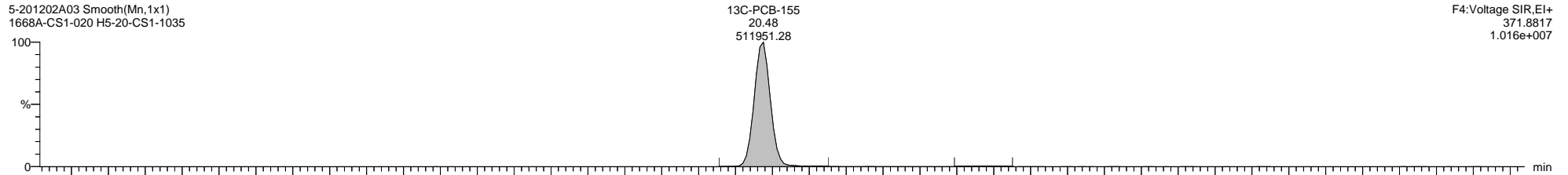
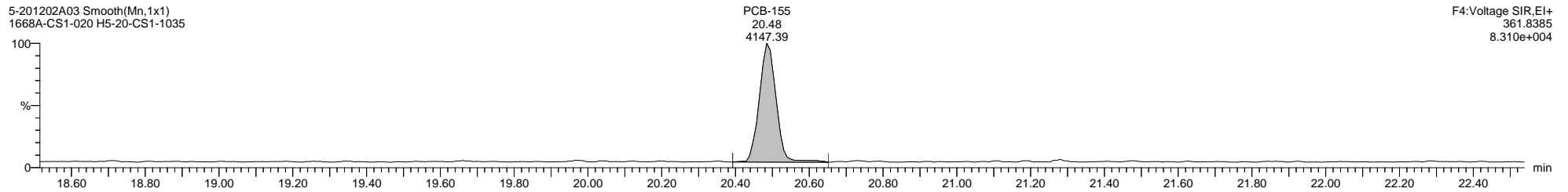
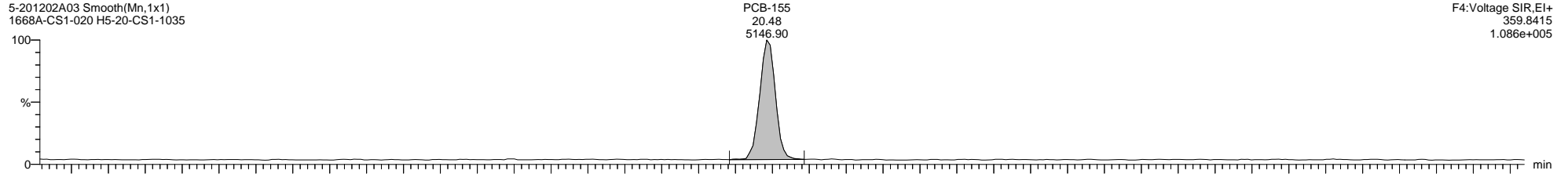
MassLynx MassLynx V4.1 SCN 901

Dataset: C:\MassLynx\PCB.PRO\Results\Local\2020-ARCHIVE\2020-December\5-201202A-ICAL.qld

Last Altered: Wednesday, December 02, 2020 16:02:34 Eastern Standard Time

Printed: Wednesday, April 28, 2021 10:50:51 Eastern Daylight Time

Name: 5-201202A03, Date: 02-Dec-2020, Time: 11:14:48, ID: H5-20-CS1-1035, Description: 1668A-CS1-020, Vial: Tray1:5



Quantify Sample Template Report

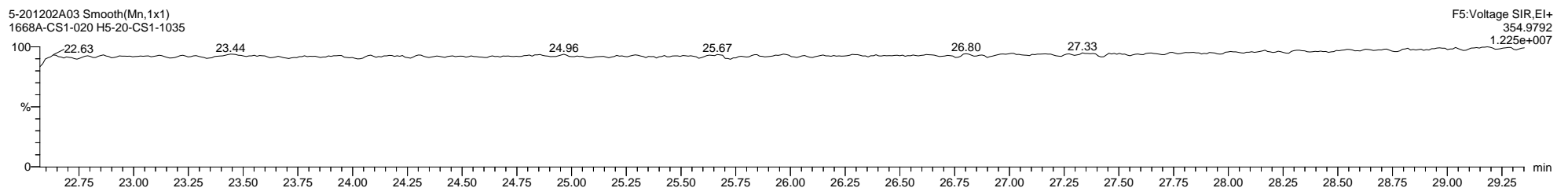
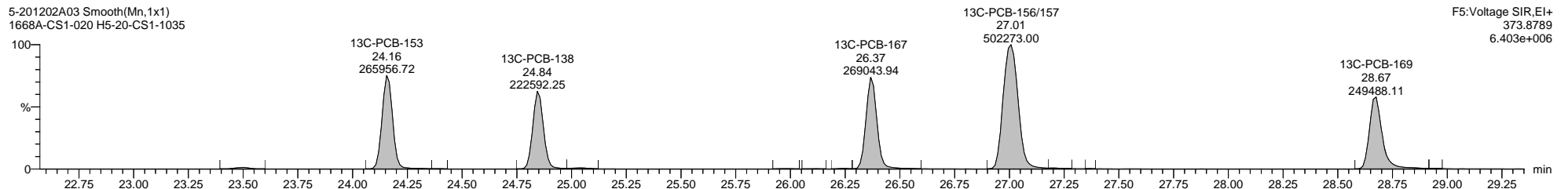
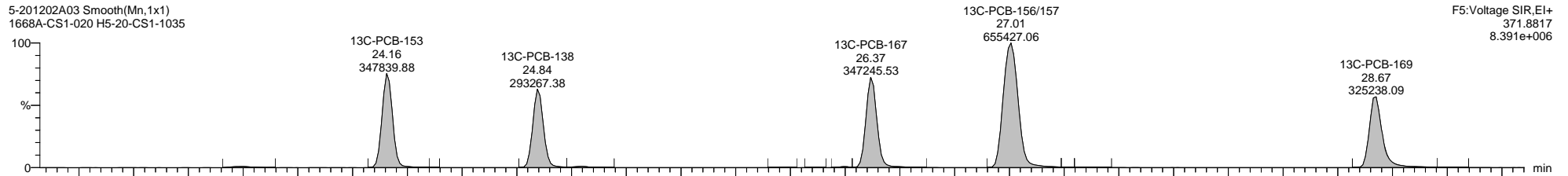
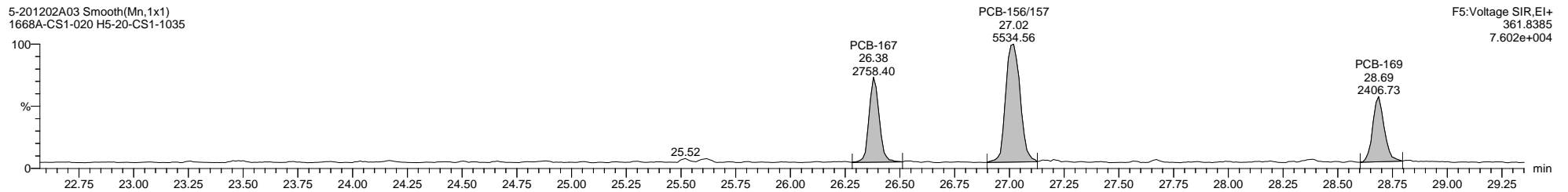
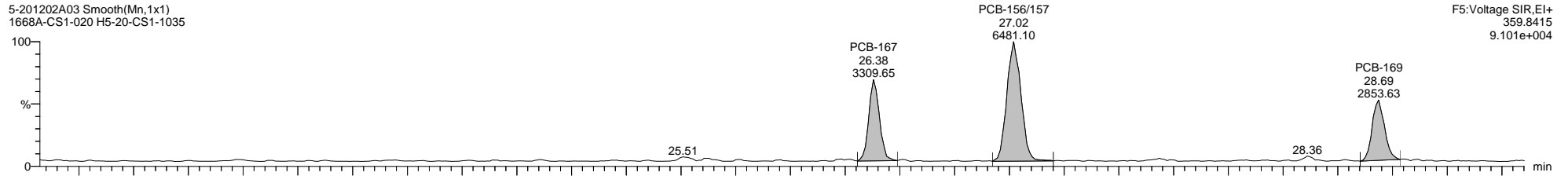
MassLynx MassLynx V4.1 SCN 901

Dataset: C:\MassLynx\PCB.PRO\Results\Local\2020-ARCHIVE\2020-December\5-201202A-ICAL.qld

Last Altered: Wednesday, December 02, 2020 16:02:34 Eastern Standard Time

Printed: Wednesday, April 28, 2021 10:50:51 Eastern Daylight Time

Name: 5-201202A03, Date: 02-Dec-2020, Time: 11:14:48, ID: H5-20-CS1-1035, Description: 1668A-CS1-020, Vial: Tray1:5



Quantify Sample Template Report

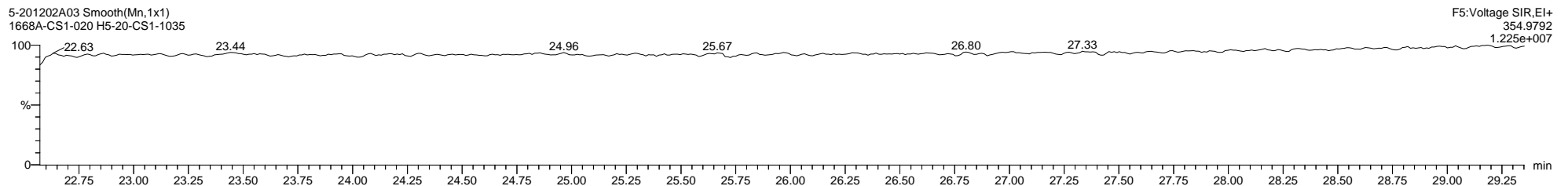
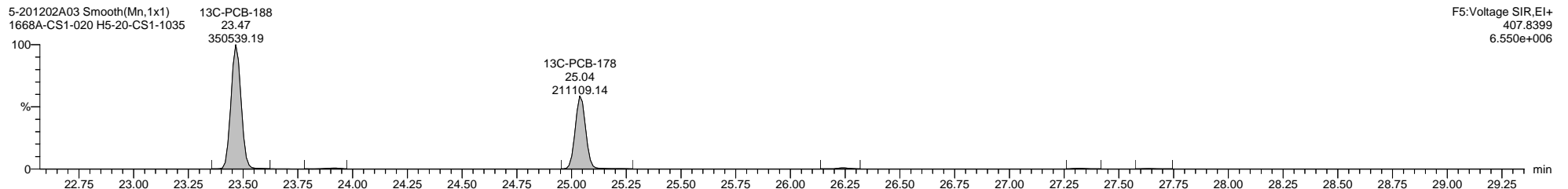
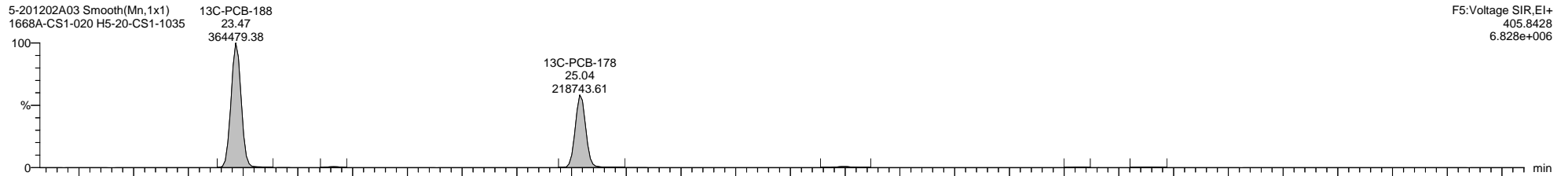
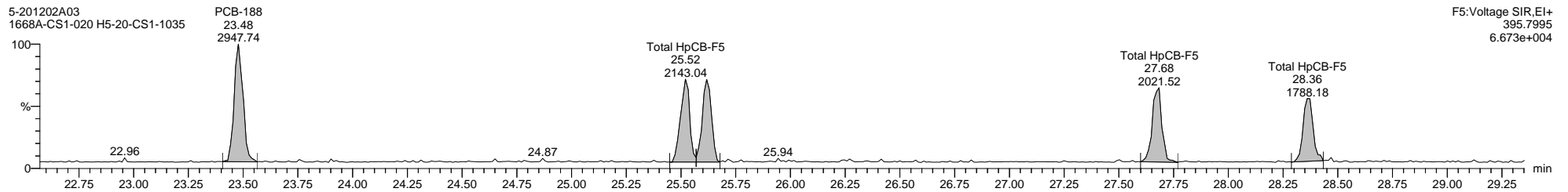
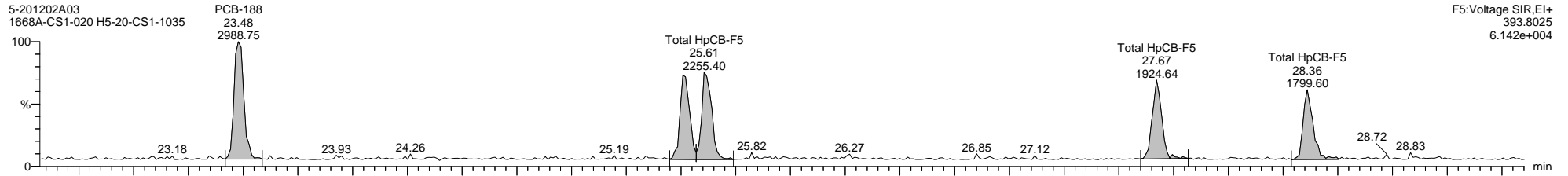
MassLynx MassLynx V4.1 SCN 901

Dataset: C:\MassLynx\PCB.PRO\Results\Local\2020-ARCHIVE\2020-December\5-201202A-ICAL.qld

Last Altered: Wednesday, December 02, 2020 16:02:34 Eastern Standard Time

Printed: Wednesday, April 28, 2021 10:50:51 Eastern Daylight Time

Name: 5-201202A03, Date: 02-Dec-2020, Time: 11:14:48, ID: H5-20-CS1-1035, Description: 1668A-CS1-020, Vial: Tray1:5



Quantify Sample Template Report

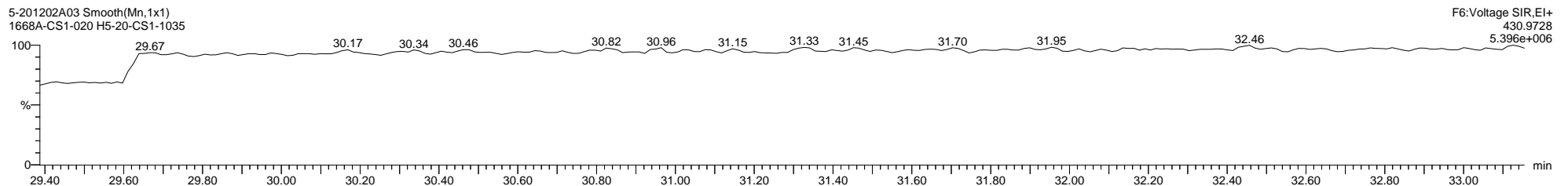
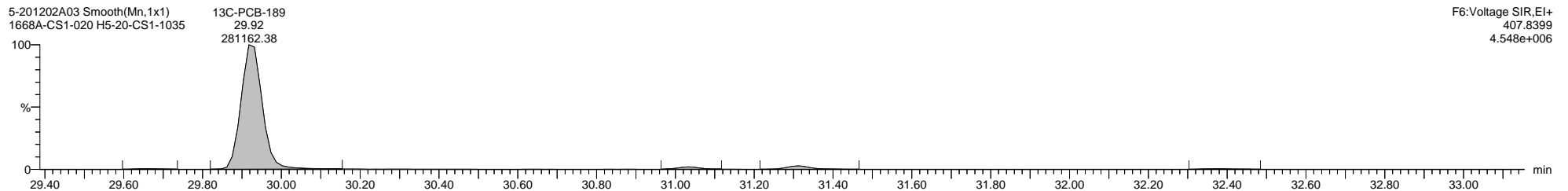
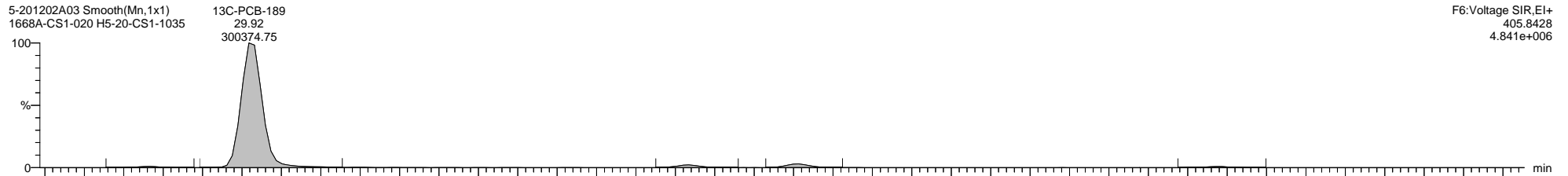
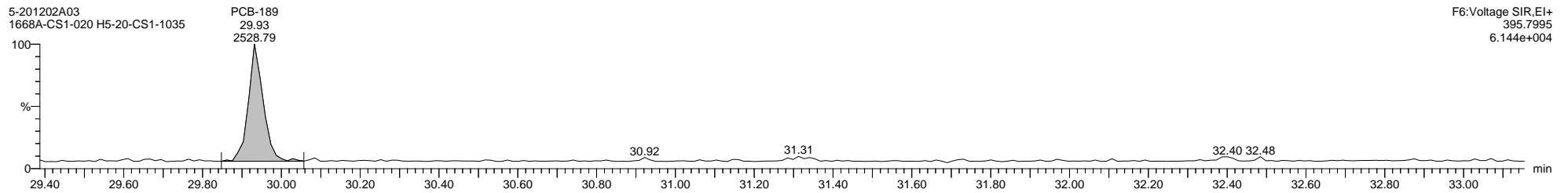
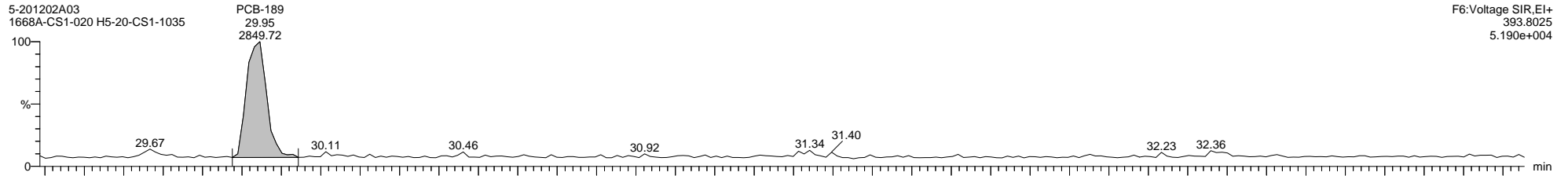
MassLynx MassLynx V4.1 SCN 901

Dataset: C:\MassLynx\PCB.PRO\Results\Local\2020-ARCHIVE\2020-December\5-201202A-ICAL.qld

Last Altered: Wednesday, December 02, 2020 16:02:34 Eastern Standard Time

Printed: Wednesday, April 28, 2021 10:50:51 Eastern Daylight Time

Name: 5-201202A03, Date: 02-Dec-2020, Time: 11:14:48, ID: H5-20-CS1-1035, Description: 1668A-CS1-020, Vial: Tray1:5



Quantify Sample Template Report

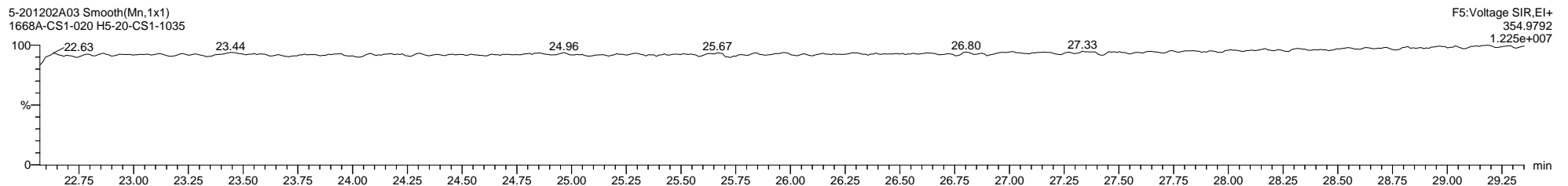
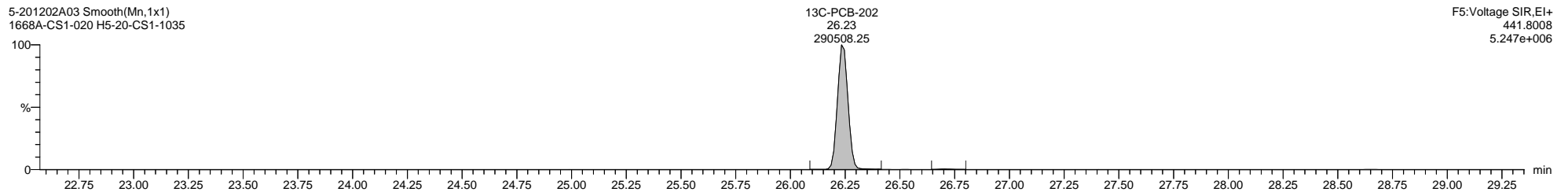
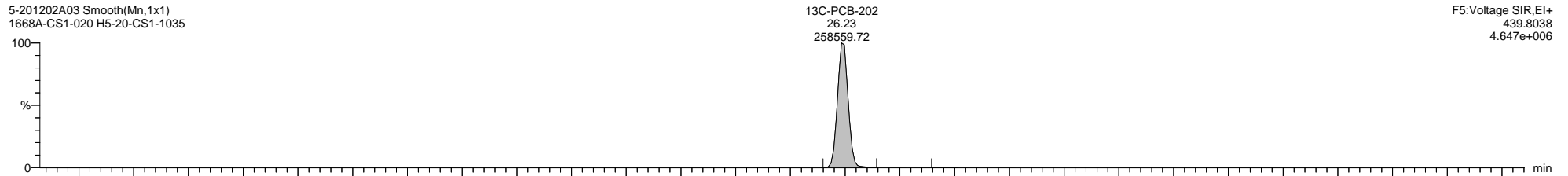
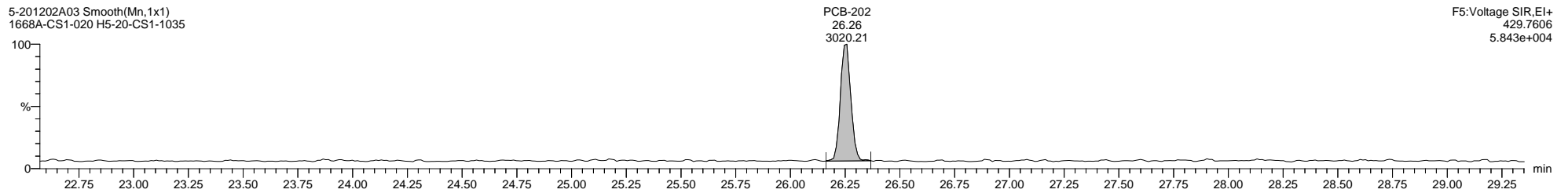
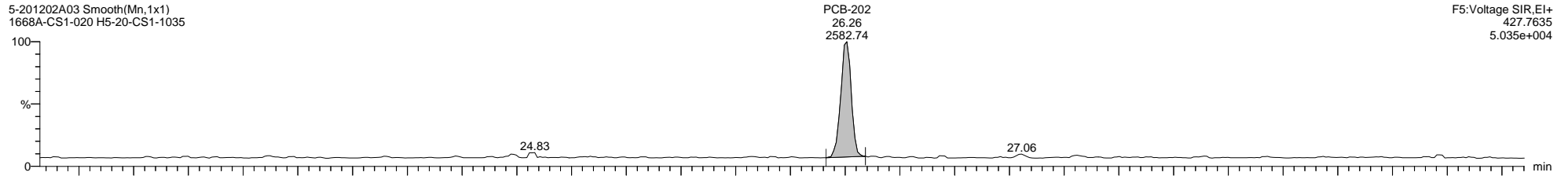
MassLynx MassLynx V4.1 SCN 901

Dataset: C:\MassLynx\PCB.PRO\Results\Local\2020-ARCHIVE\2020-December\5-201202A-ICAL.qld

Last Altered: Wednesday, December 02, 2020 16:02:34 Eastern Standard Time

Printed: Wednesday, April 28, 2021 10:50:51 Eastern Daylight Time

Name: 5-201202A03, Date: 02-Dec-2020, Time: 11:14:48, ID: H5-20-CS1-1035, Description: 1668A-CS1-020, Vial: Tray1:5

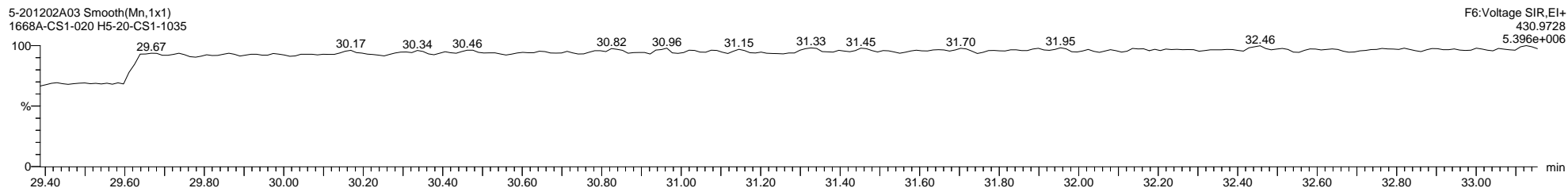
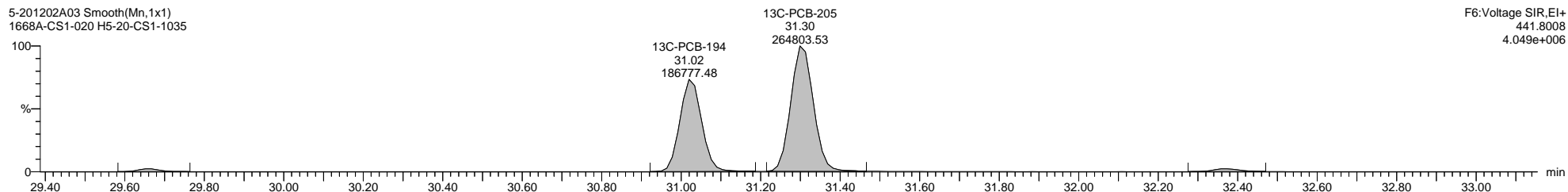
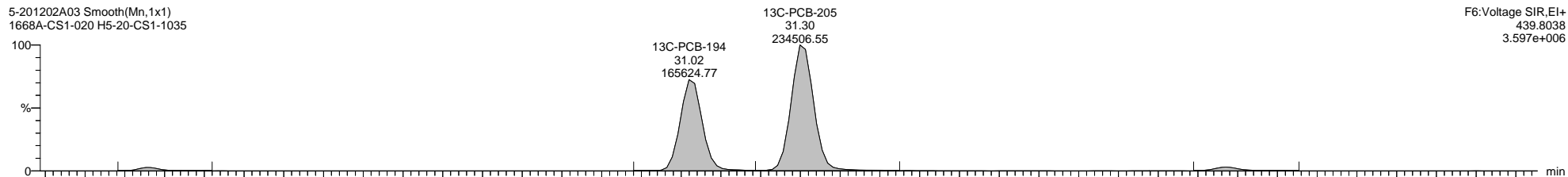
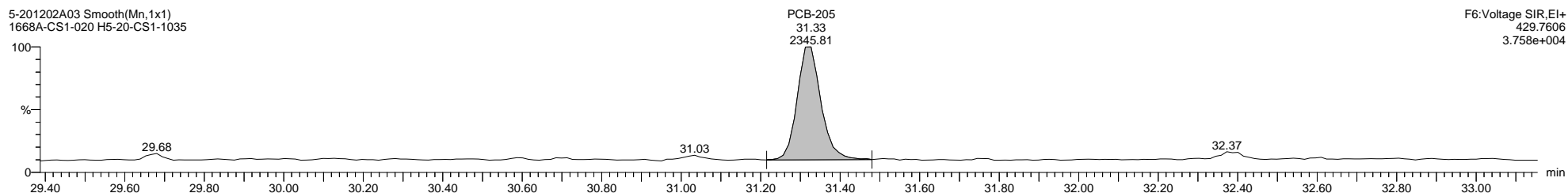
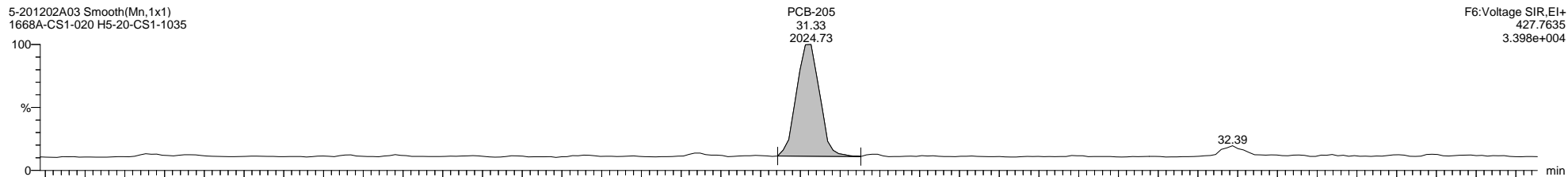


Dataset: C:\MassLynx\PCB.PRO\Results\Local\2020-ARCHIVE\2020-December\5-201202A-ICAL.qld

Last Altered: Wednesday, December 02, 2020 16:02:34 Eastern Standard Time

Printed: Wednesday, April 28, 2021 10:50:51 Eastern Daylight Time

Name: 5-201202A03, Date: 02-Dec-2020, Time: 11:14:48, ID: H5-20-CS1-1035, Description: 1668A-CS1-020, Vial: Tray1:5

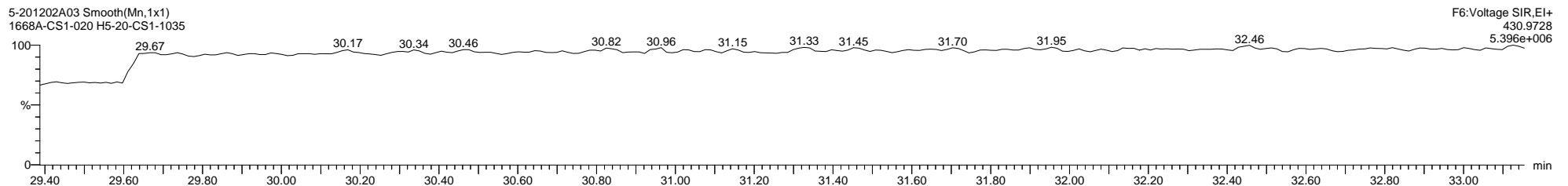
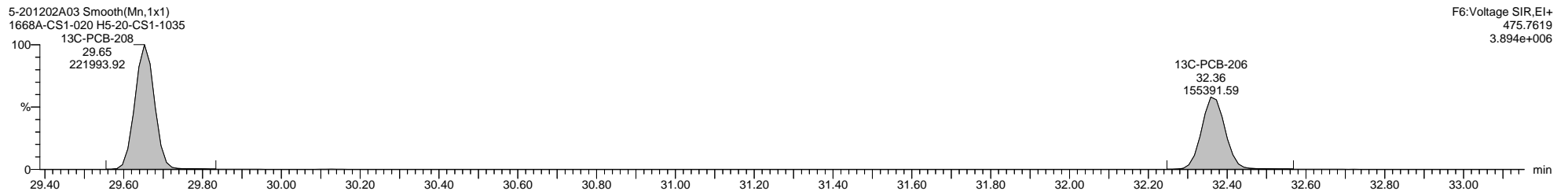

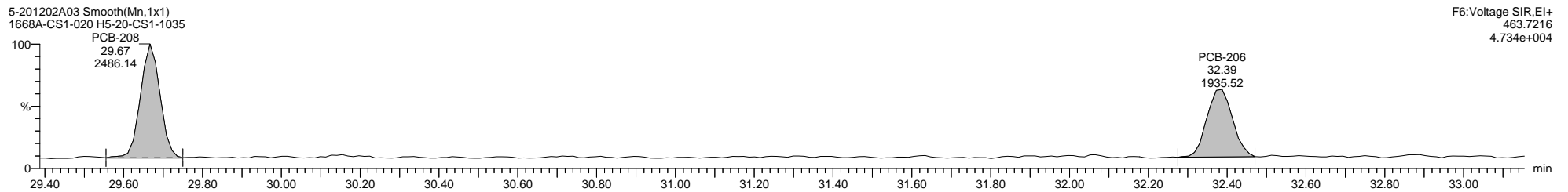
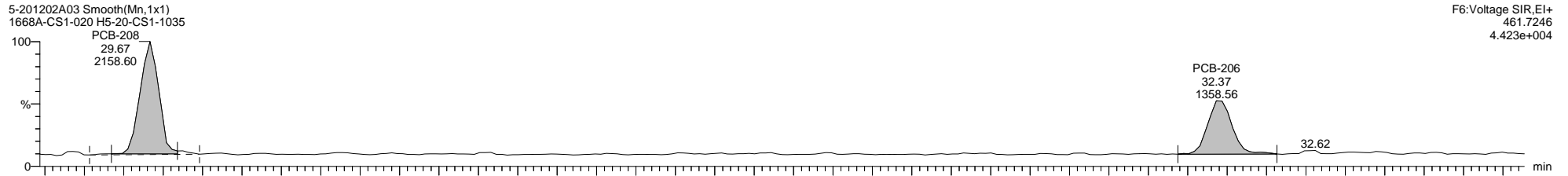


Dataset: C:\MassLynx\PCB.PRO\Results\Local\2020-ARCHIVE\2020-December\5-201202A-ICAL.qld

Last Altered: Wednesday, December 02, 2020 16:02:34 Eastern Standard Time

Printed: Wednesday, April 28, 2021 10:50:51 Eastern Daylight Time

Name: 5-201202A03, Date: 02-Dec-2020, Time: 11:14:48, ID: H5-20-CS1-1035, Description: 1668A-CS1-020, Vial: Tray1:5



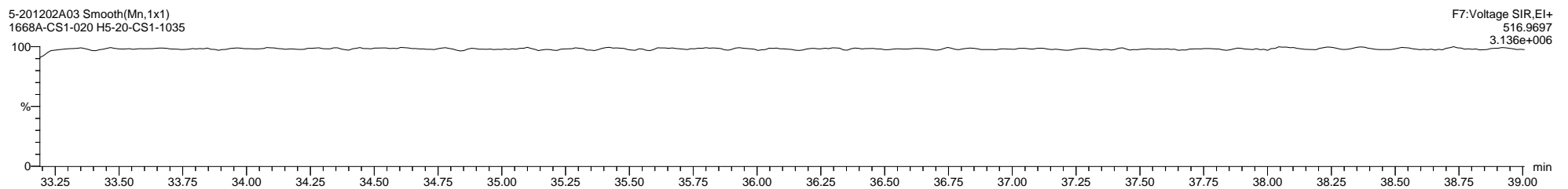
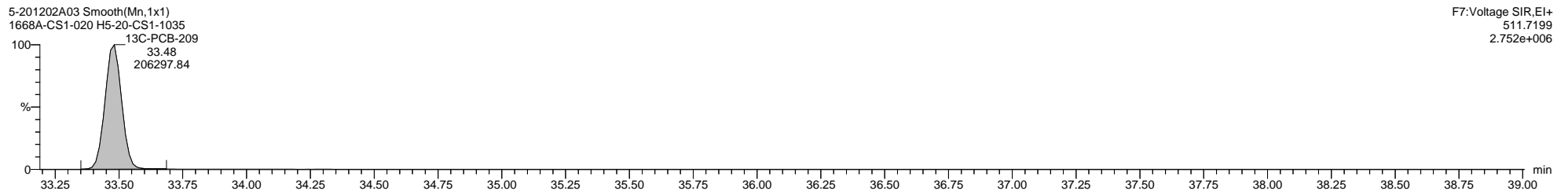
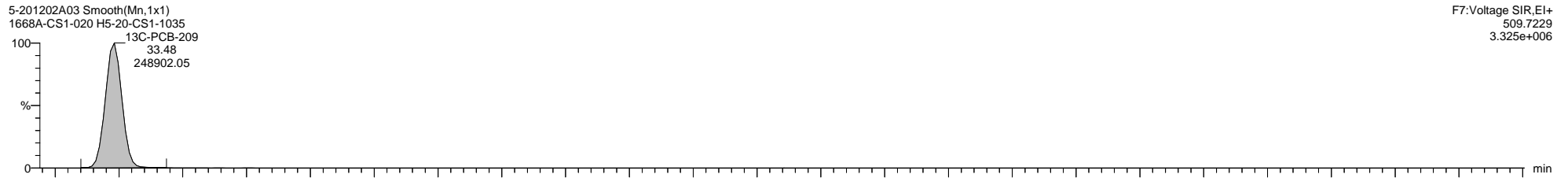
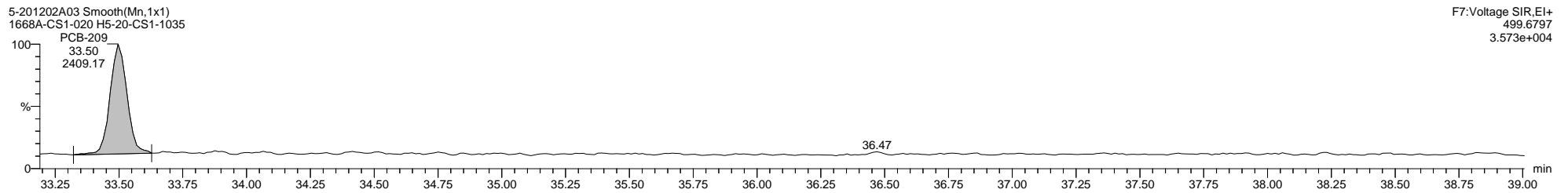
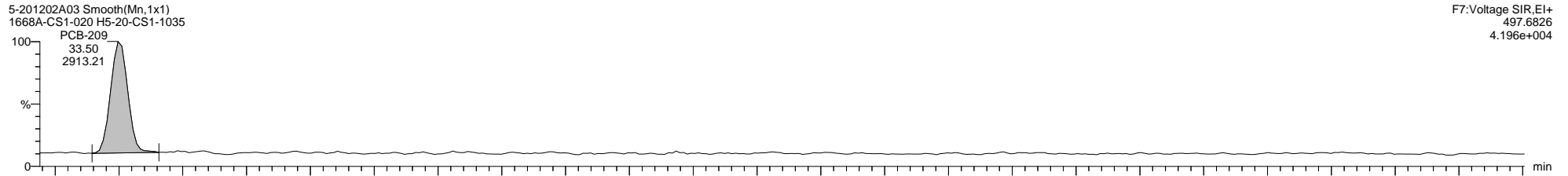


Dataset: C:\MassLynx\PCB.PRO\Results\Local\2020-ARCHIVE\2020-December\5-201202A-ICAL.qld

Last Altered: Wednesday, December 02, 2020 16:02:34 Eastern Standard Time

Printed: Wednesday, April 28, 2021 10:50:51 Eastern Daylight Time

Name: 5-201202A03, Date: 02-Dec-2020, Time: 11:14:48, ID: H5-20-CS1-1035, Description: 1668A-CS1-020, Vial: Tray1:5



Dataset: C:\MassLynx\PCB.PRO\Results\Local\2020-ARCHIVE\2020-December\5-201202A-ICAL.qld

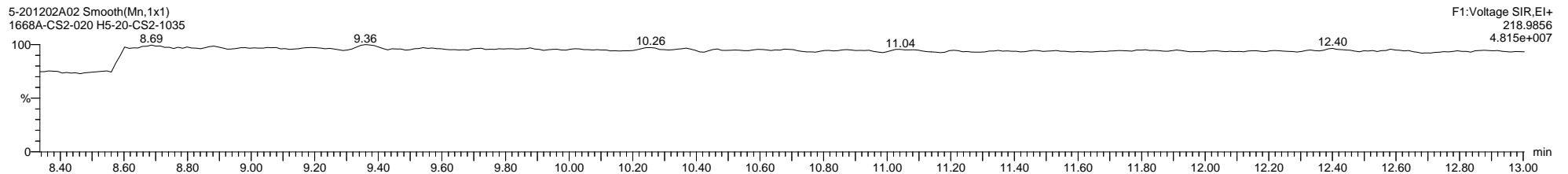
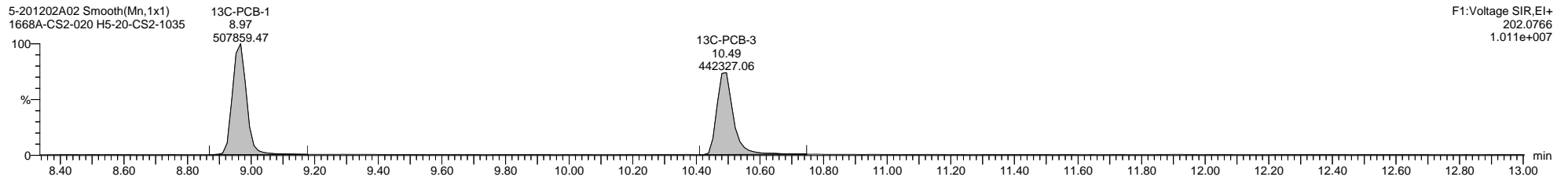
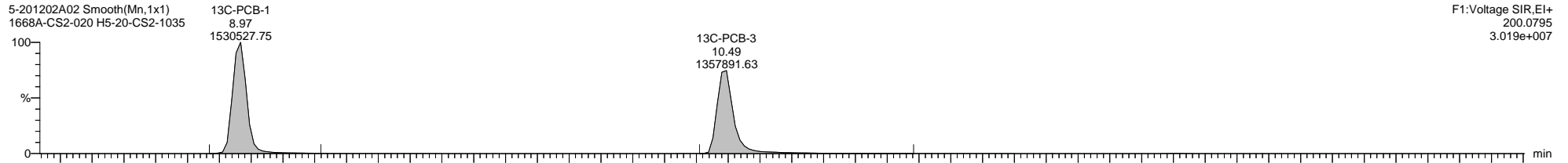
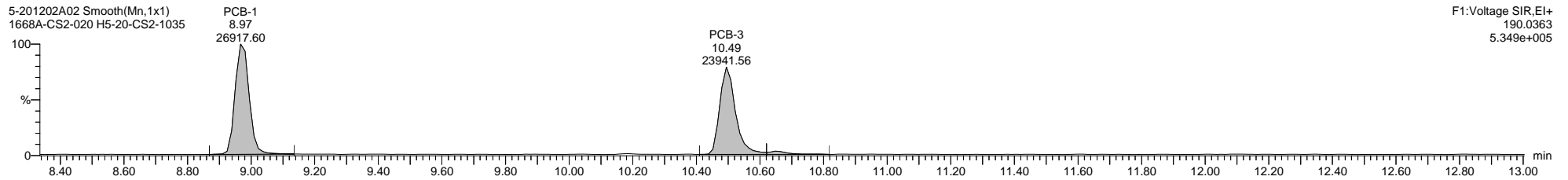
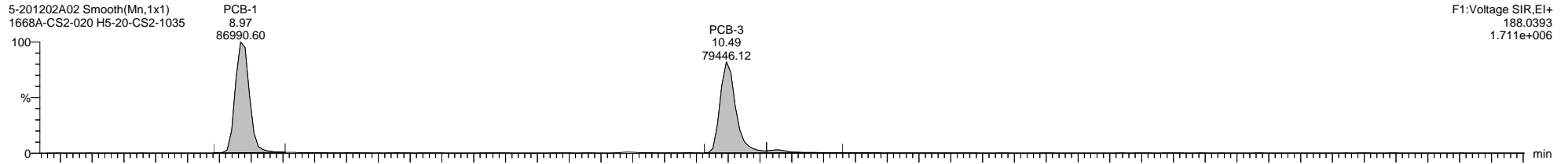
Last Altered: Wednesday, December 02, 2020 16:02:34 Eastern Standard Time

Printed: Wednesday, April 28, 2021 10:50:51 Eastern Daylight Time

Method: C:\MassLynx\PCB.PRO\MethDB\1668-OCTYL-1-ICAL-201030B.mdb 07 Feb 2020 11:57:21

Calibration: C:\MassLynx\PCB.PRO\CurveDB\5-201202A-ICAL.cdb 02 Dec 2020 15:02:34

Name: 5-201202A02, Date: 02-Dec-2020, Time: 10:34:22, ID: H5-20-CS2-1035, Description: 1668A-CS2-020, Vial: Tray1:4

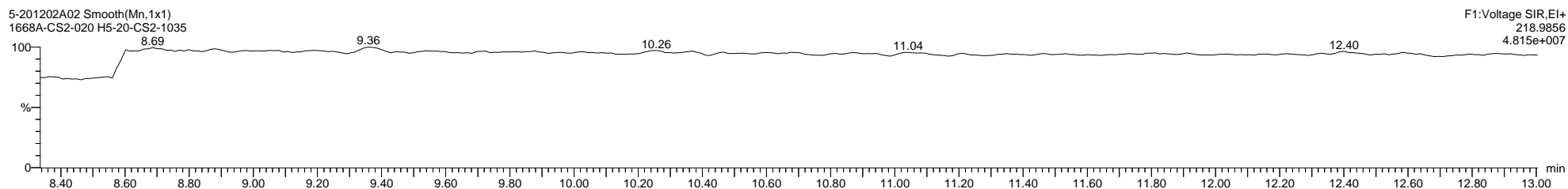
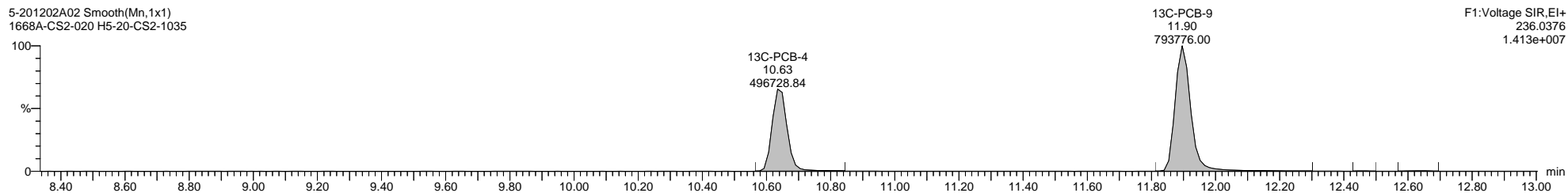
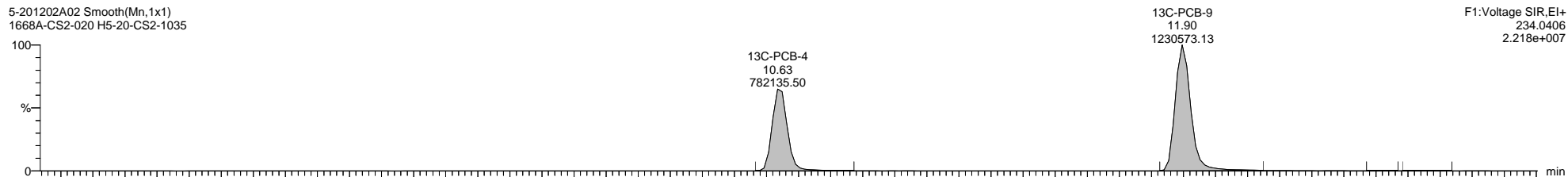
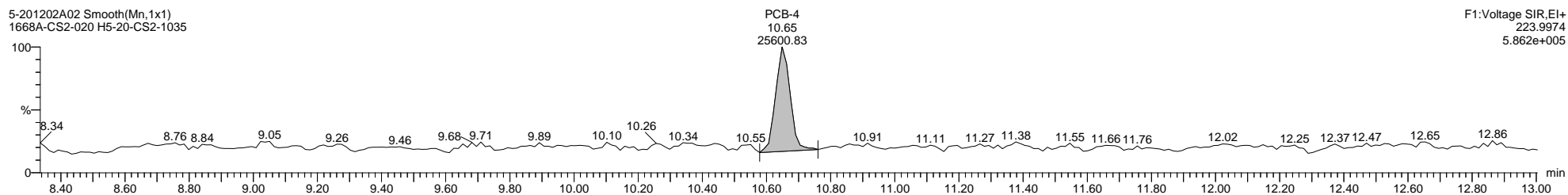
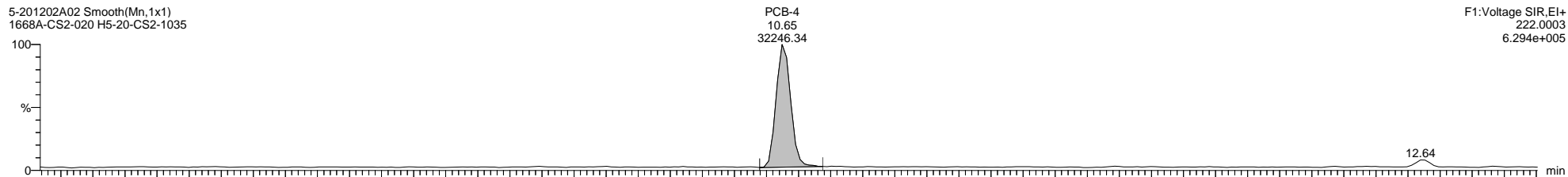


Dataset: C:\MassLynx\PCB.PRO\Results\Local\2020-ARCHIVE\2020-December\5-201202A-ICAL.qld

Last Altered: Wednesday, December 02, 2020 16:02:34 Eastern Standard Time

Printed: Wednesday, April 28, 2021 10:50:51 Eastern Daylight Time

Name: 5-201202A02, Date: 02-Dec-2020, Time: 10:34:22, ID: H5-20-CS2-1035, Description: 1668A-CS2-020, Vial: Tray1:4



Quantify Sample Template Report

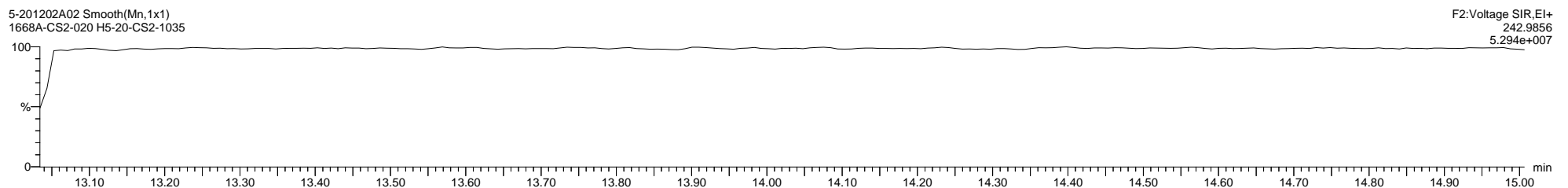
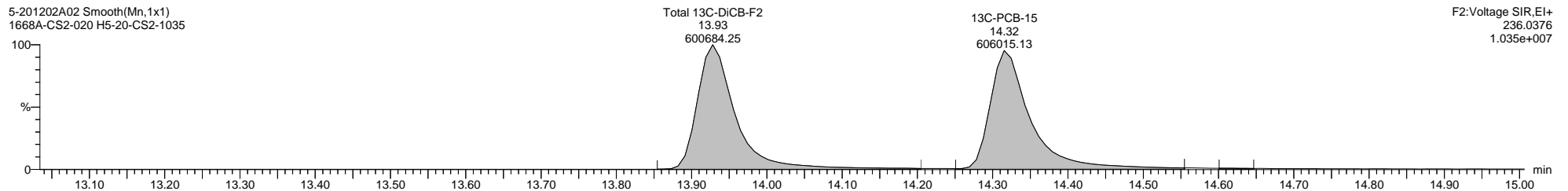
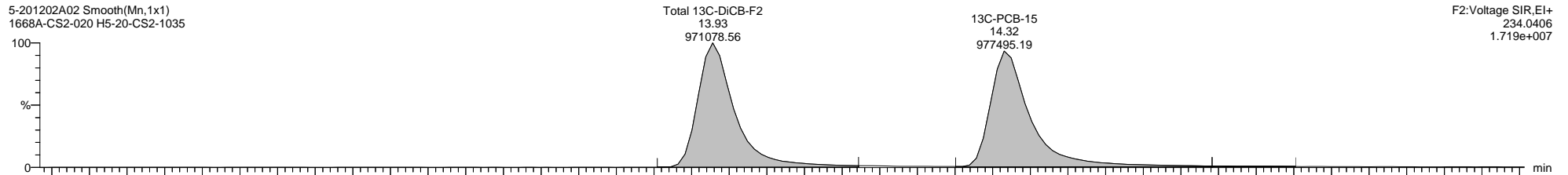
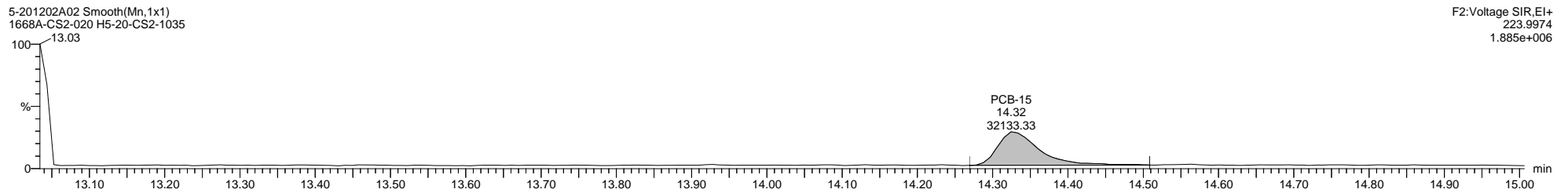

MassLynx MassLynx V4.1 SCN 901

Dataset: C:\MassLynx\PCB.PRO\Results\Local\2020-ARCHIVE\2020-December\5-201202A-ICAL.qld

Last Altered: Wednesday, December 02, 2020 16:02:34 Eastern Standard Time

Printed: Wednesday, April 28, 2021 10:50:51 Eastern Daylight Time

Name: 5-201202A02, Date: 02-Dec-2020, Time: 10:34:22, ID: H5-20-CS2-1035, Description: 1668A-CS2-020, Vial: Tray1:4



Quantify Sample Template Report

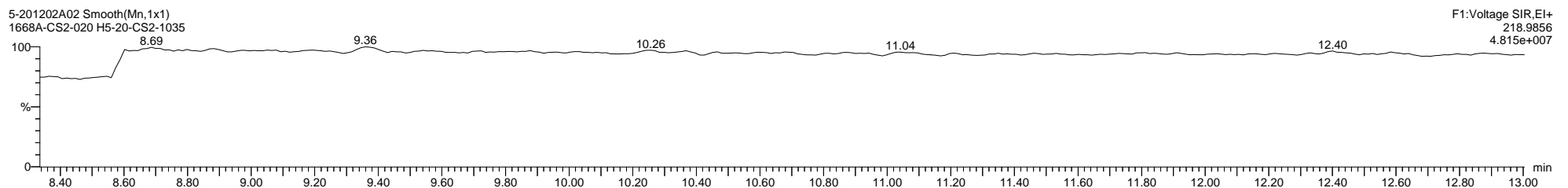
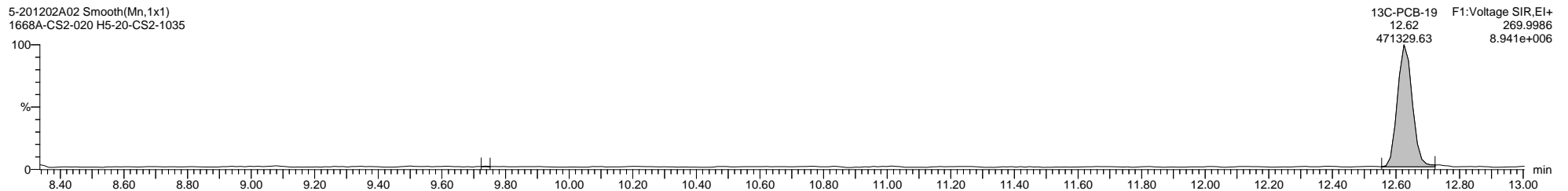

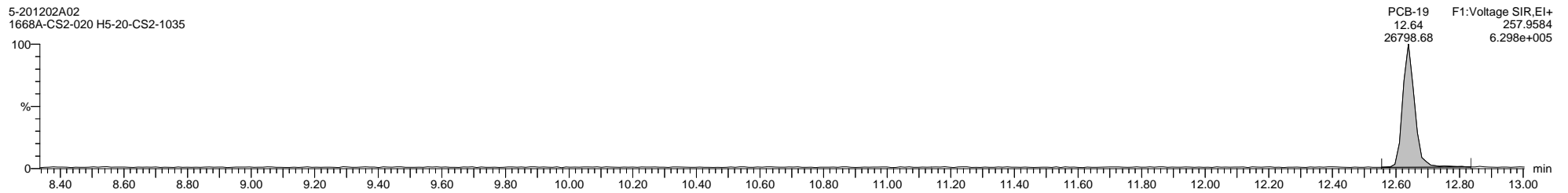

MassLynx MassLynx V4.1 SCN 901

Dataset: C:\MassLynx\PCB.PRO\Results\Local\2020-ARCHIVE\2020-December\5-201202A-ICAL.qld

Last Altered: Wednesday, December 02, 2020 16:02:34 Eastern Standard Time

Printed: Wednesday, April 28, 2021 10:50:51 Eastern Daylight Time

Name: 5-201202A02, Date: 02-Dec-2020, Time: 10:34:22, ID: H5-20-CS2-1035, Description: 1668A-CS2-020, Vial: Tray1:4

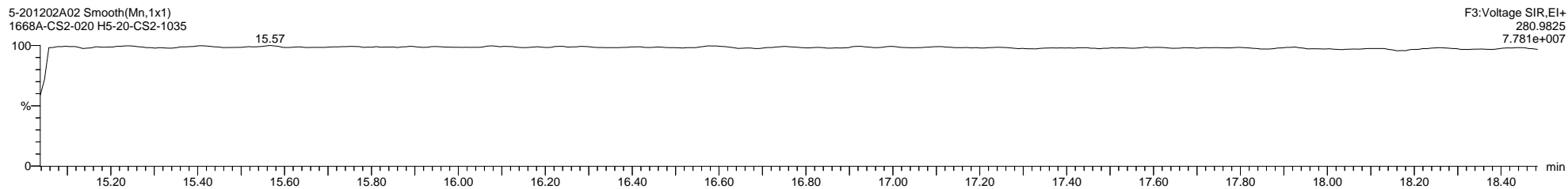


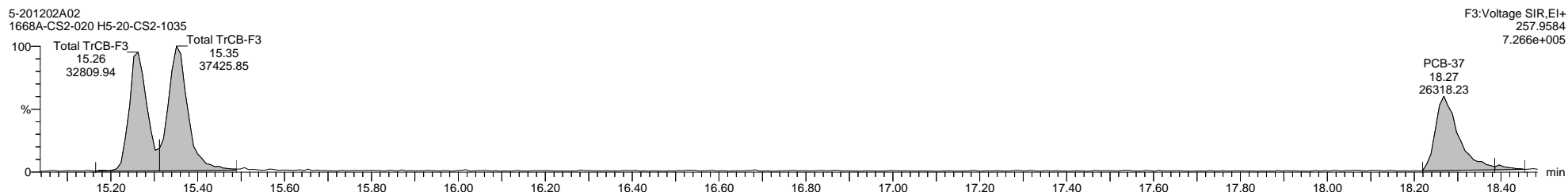



Dataset: C:\MassLynx\PCB.PRO\Results\Local\2020-ARCHIVE\2020-December\5-201202A-ICAL.qld

Last Altered: Wednesday, December 02, 2020 16:02:34 Eastern Standard Time

Printed: Wednesday, April 28, 2021 10:50:51 Eastern Daylight Time

Name: 5-201202A02, Date: 02-Dec-2020, Time: 10:34:22, ID: H5-20-CS2-1035, Description: 1668A-CS2-020, Vial: Tray1:4




Dataset: C:\MassLynx\PCB.PRO\Results\Local\2020-ARCHIVE\2020-December\5-201202A-ICAL.qld

Last Altered: Wednesday, December 02, 2020 16:02:34 Eastern Standard Time

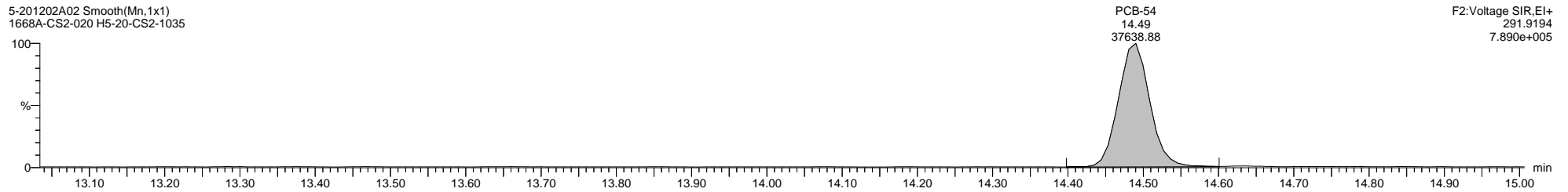
Printed: Wednesday, April 28, 2021 10:50:51 Eastern Daylight Time

Name: 5-201202A02, Date: 02-Dec-2020, Time: 10:34:22, ID: H5-20-CS2-1035, Description: 1668A-CS2-020, Vial: Tray1:4


5-201202A02 Smooth(Mn,1x1)  
1668A-CS2-020 H5-20-CS2-1035



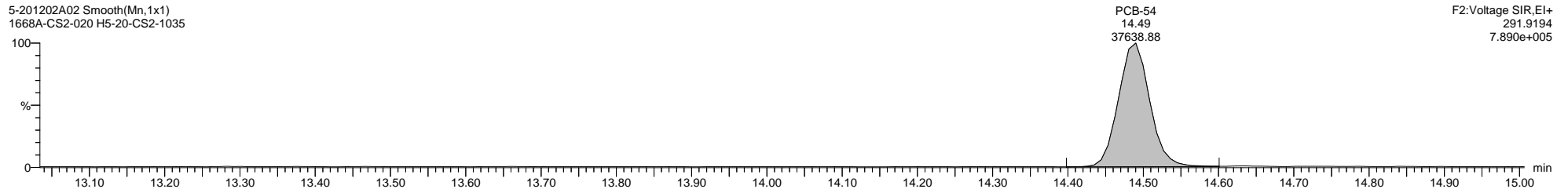
5-201202A02 Smooth(Mn,1x1)  
1668A-CS2-020 H5-20-CS2-1035



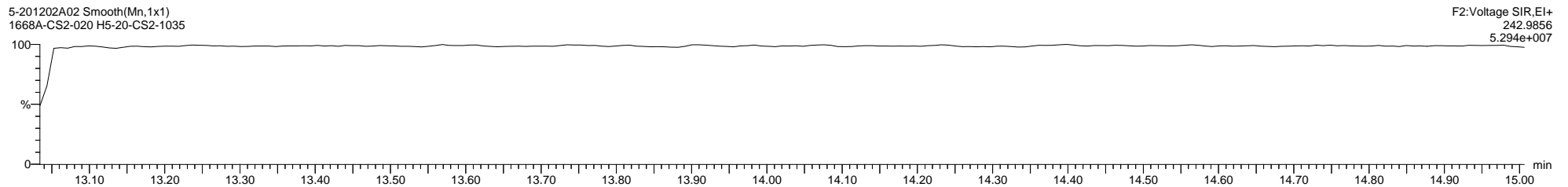
5-201202A02 Smooth(Mn,1x1)  
1668A-CS2-020 H5-20-CS2-1035



5-201202A02 Smooth(Mn,1x1)  
1668A-CS2-020 H5-20-CS2-1035



5-201202A02 Smooth(Mn,1x1)  
1668A-CS2-020 H5-20-CS2-1035



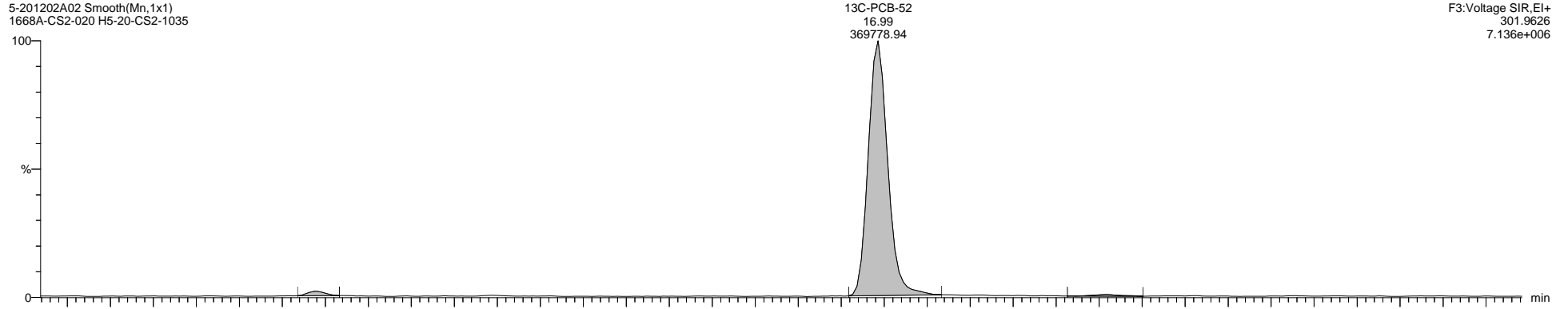
Dataset: C:\MassLynx\PCB.PRO\Results\Local\2020-ARCHIVE\2020-December\5-201202A-ICAL.qld

Last Altered: Wednesday, December 02, 2020 16:02:34 Eastern Standard Time

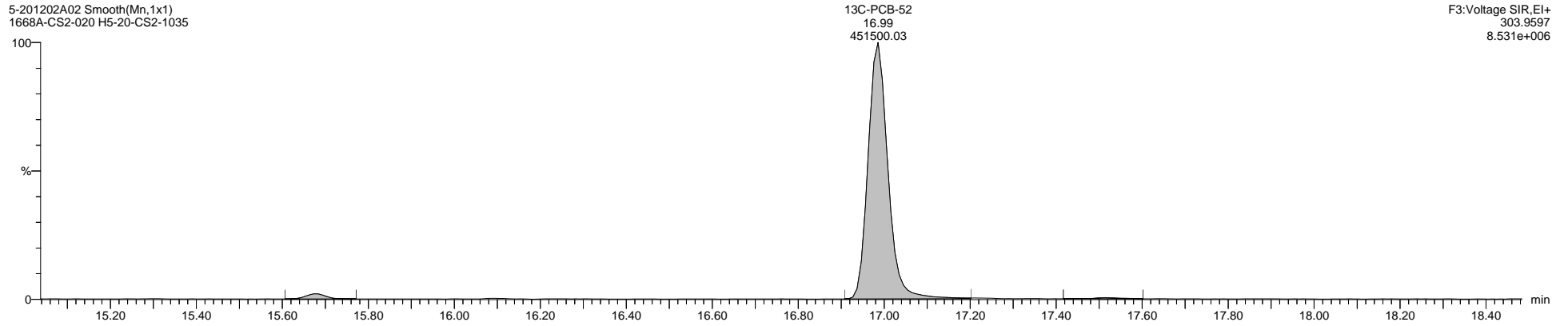
Printed: Wednesday, April 28, 2021 10:50:51 Eastern Daylight Time

Name: 5-201202A02, Date: 02-Dec-2020, Time: 10:34:22, ID: H5-20-CS2-1035, Description: 1668A-CS2-020, Vial: Tray1:4

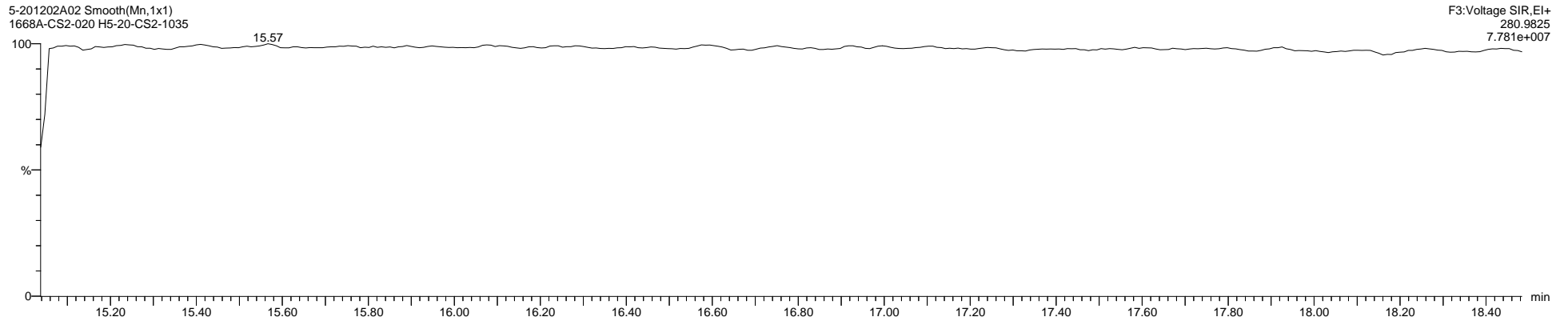
5-201202A02 Smooth(Mn,1x1)  
1668A-CS2-020 H5-20-CS2-1035



5-201202A02 Smooth(Mn,1x1)  
1668A-CS2-020 H5-20-CS2-1035



5-201202A02 Smooth(Mn,1x1)  
1668A-CS2-020 H5-20-CS2-1035





Quantify Sample Template Report

MassLynx MassLynx V4.1 SCN 901


Dataset: C:\MassLynx\PCB.PRO\Results\Local\2020-ARCHIVE\2020-December\5-201202A-ICAL.qld

Last Altered: Wednesday, December 02, 2020 16:02:34 Eastern Standard Time

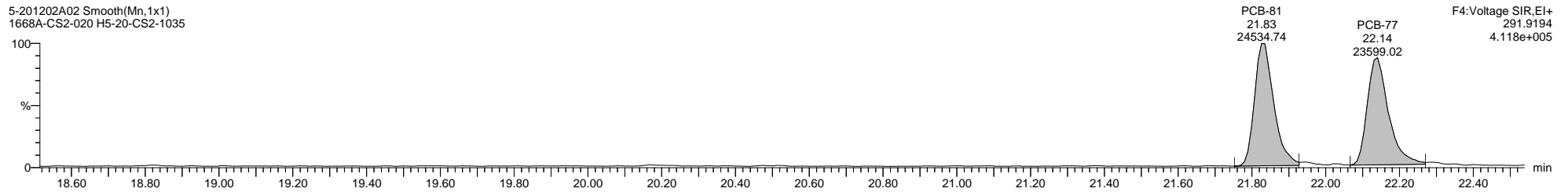
Printed: Wednesday, April 28, 2021 10:50:51 Eastern Daylight Time

Name: 5-201202A02, Date: 02-Dec-2020, Time: 10:34:22, ID: H5-20-CS2-1035, Description: 1668A-CS2-020, Vial: Tray1:4


5-201202A02 Smooth(Mn,1x1)  
1668A-CS2-020 H5-20-CS2-1035



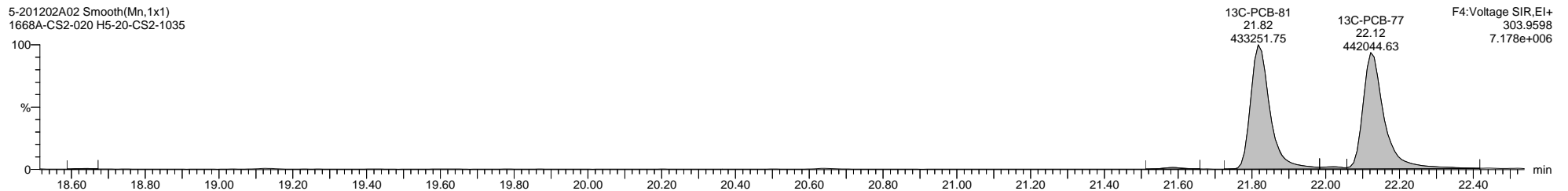
5-201202A02 Smooth(Mn,1x1)  
1668A-CS2-020 H5-20-CS2-1035



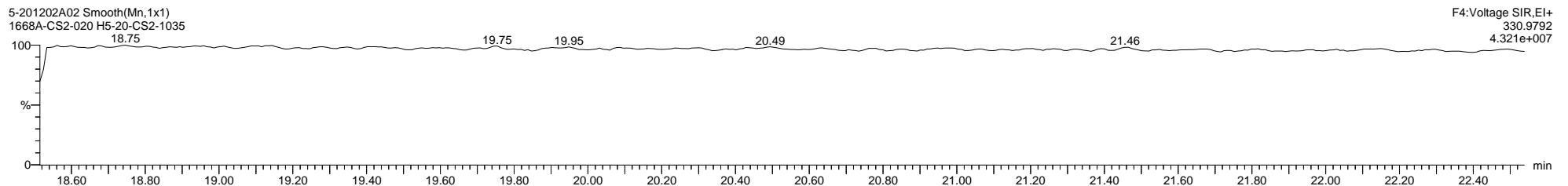
5-201202A02 Smooth(Mn,1x1)  
1668A-CS2-020 H5-20-CS2-1035



5-201202A02 Smooth(Mn,1x1)  
1668A-CS2-020 H5-20-CS2-1035



5-201202A02 Smooth(Mn,1x1)  
1668A-CS2-020 H5-20-CS2-1035



Quantify Sample Template Report

MassLynx MassLynx V4.1 SCN 901


Dataset: C:\MassLynx\PCB.PRO\Results\Local\2020-ARCHIVE\2020-December\5-201202A-ICAL.qld

Last Altered: Wednesday, December 02, 2020 16:02:34 Eastern Standard Time

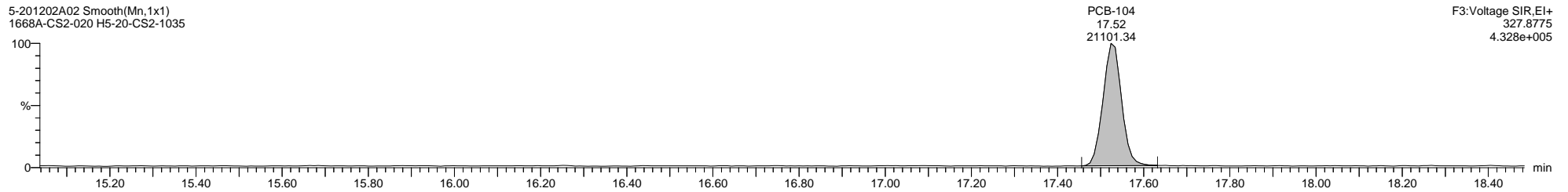
Printed: Wednesday, April 28, 2021 10:50:51 Eastern Daylight Time

Name: 5-201202A02, Date: 02-Dec-2020, Time: 10:34:22, ID: H5-20-CS2-1035, Description: 1668A-CS2-020, Vial: Tray1:4


5-201202A02 Smooth(Mn,1x1)  
1668A-CS2-020 H5-20-CS2-1035



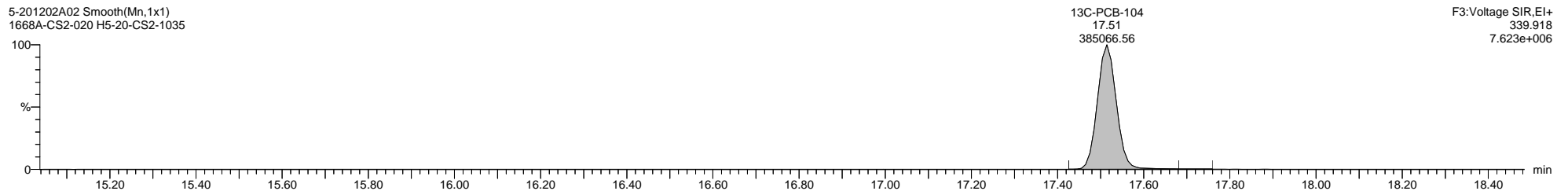
5-201202A02 Smooth(Mn,1x1)  
1668A-CS2-020 H5-20-CS2-1035



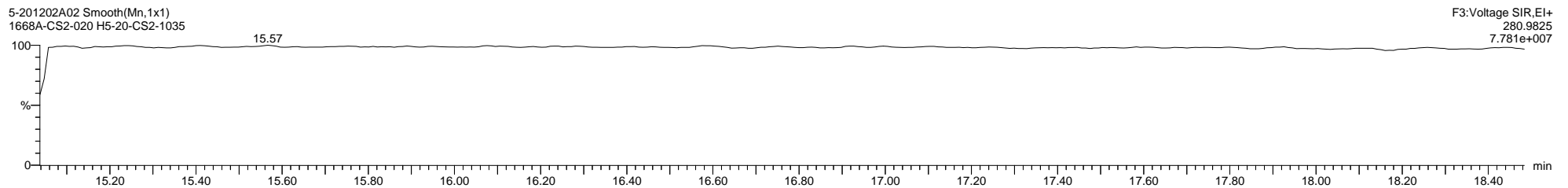
5-201202A02 Smooth(Mn,1x1)  
1668A-CS2-020 H5-20-CS2-1035



5-201202A02 Smooth(Mn,1x1)  
1668A-CS2-020 H5-20-CS2-1035



5-201202A02 Smooth(Mn,1x1)  
1668A-CS2-020 H5-20-CS2-1035



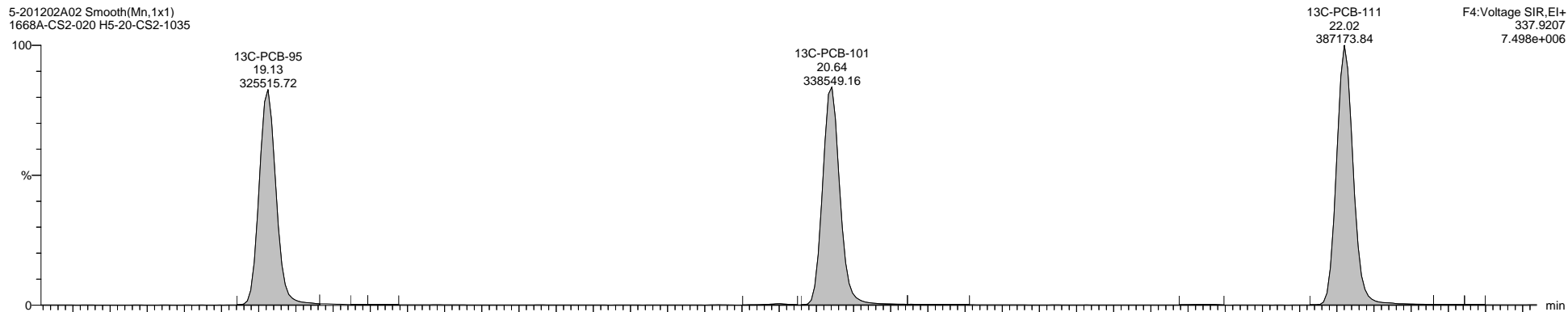
Dataset: C:\MassLynx\PCB.PRO\Results\Local\2020-ARCHIVE\2020-December\5-201202A-ICAL.qld

Last Altered: Wednesday, December 02, 2020 16:02:34 Eastern Standard Time

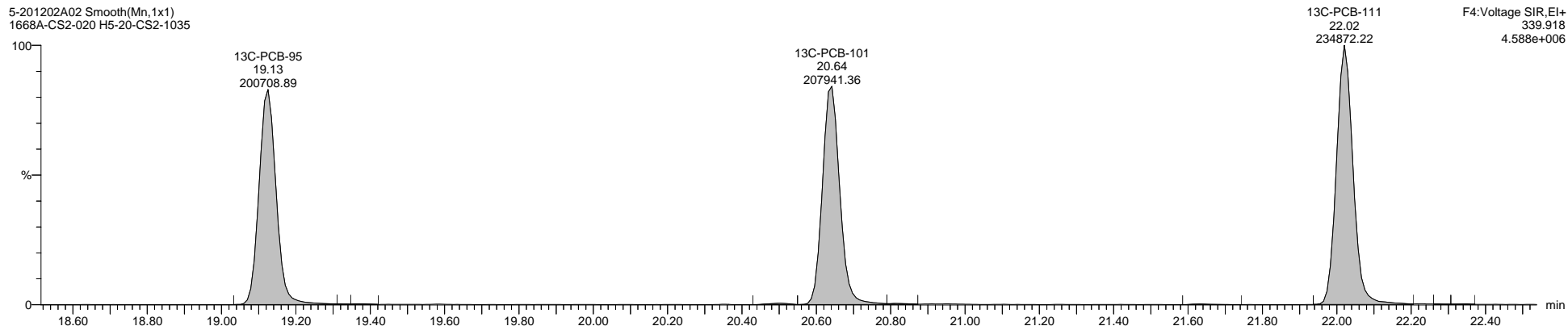
Printed: Wednesday, April 28, 2021 10:50:51 Eastern Daylight Time

Name: 5-201202A02, Date: 02-Dec-2020, Time: 10:34:22, ID: H5-20-CS2-1035, Description: 1668A-CS2-020, Vial: Tray1:4

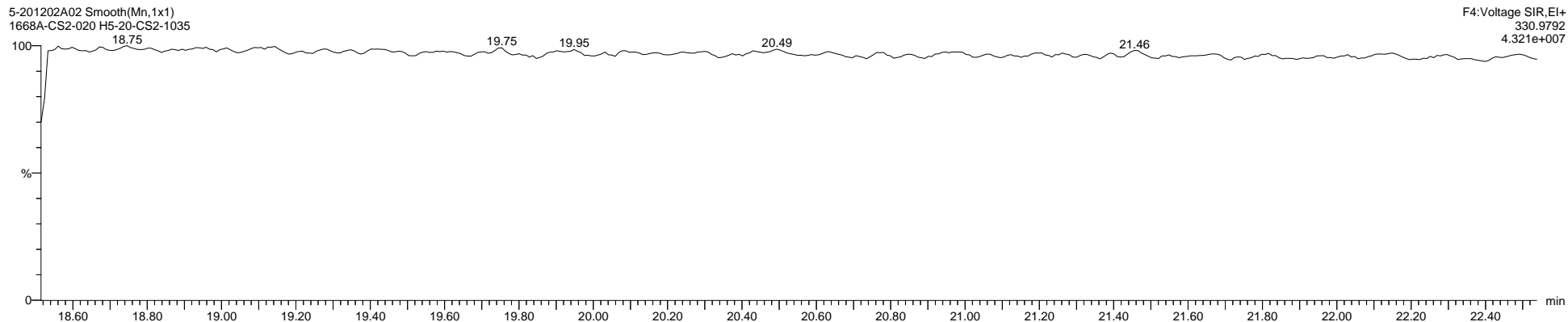
5-201202A02 Smooth(Mn,1x1)  
1668A-CS2-020 H5-20-CS2-1035



5-201202A02 Smooth(Mn,1x1)  
1668A-CS2-020 H5-20-CS2-1035



5-201202A02 Smooth(Mn,1x1)  
1668A-CS2-020 H5-20-CS2-1035



Quantify Sample Template Report

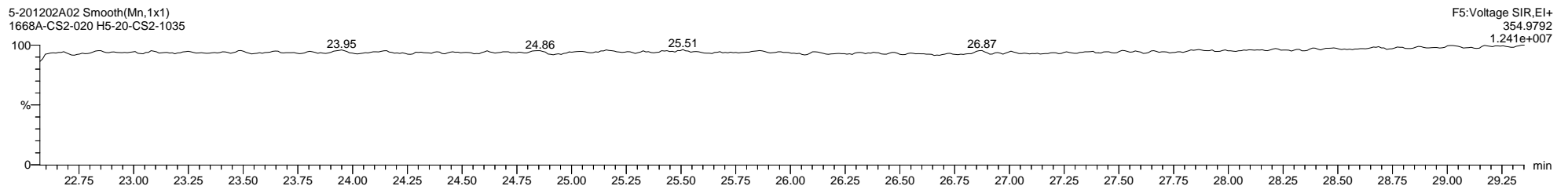
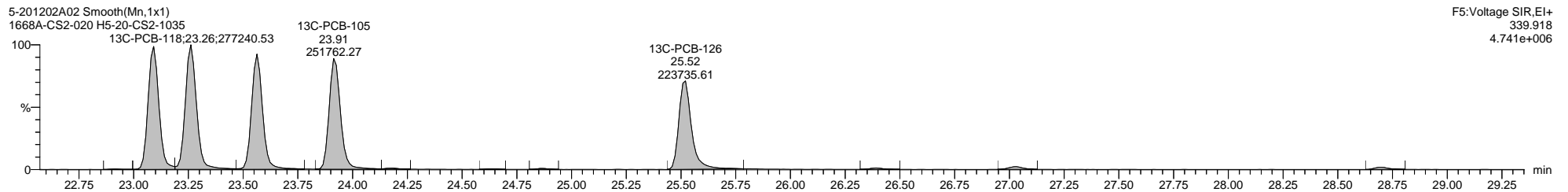
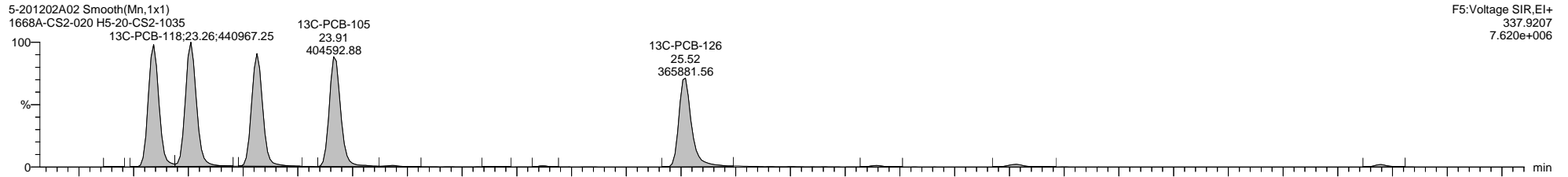
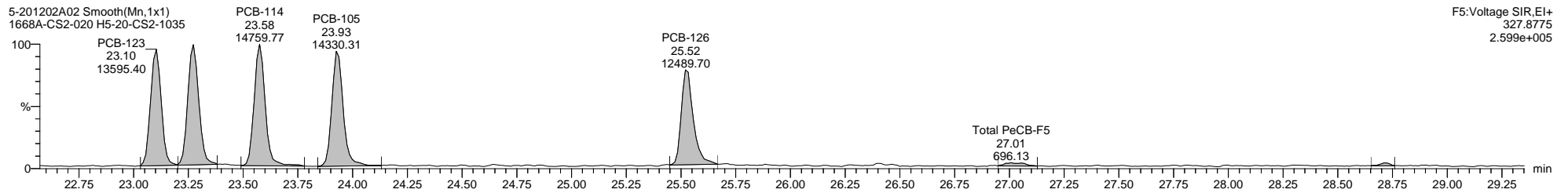
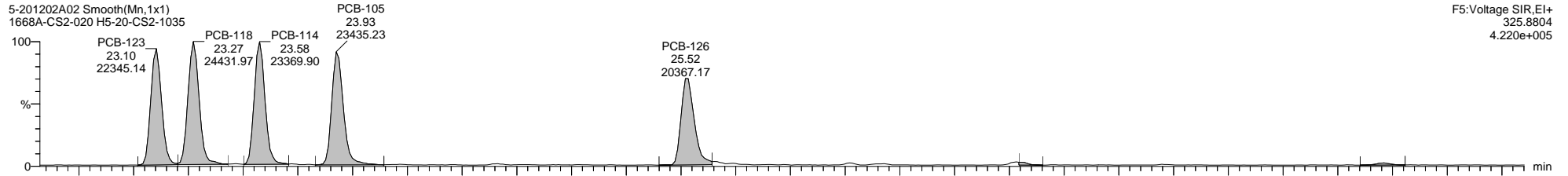
MassLynx MassLynx V4.1 SCN 901

Dataset: C:\MassLynx\PCB.PRO\Results\Local\2020-ARCHIVE\2020-December\5-201202A-ICAL.qld

Last Altered: Wednesday, December 02, 2020 16:02:34 Eastern Standard Time

Printed: Wednesday, April 28, 2021 10:50:51 Eastern Daylight Time

Name: 5-201202A02, Date: 02-Dec-2020, Time: 10:34:22, ID: H5-20-CS2-1035, Description: 1668A-CS2-020, Vial: Tray1:4

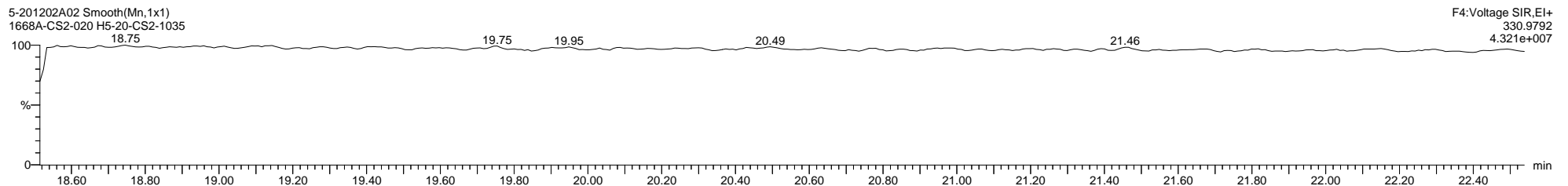
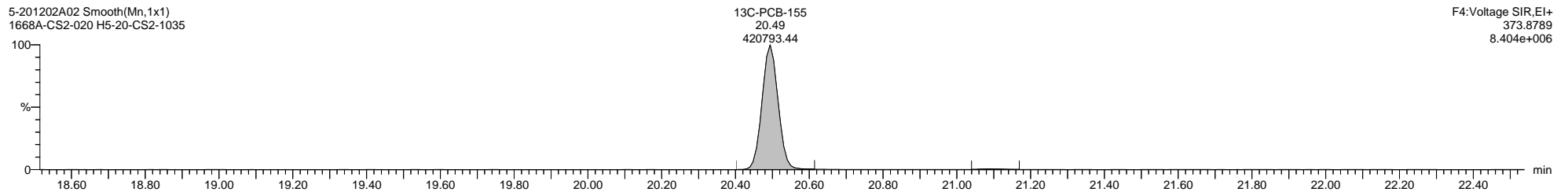
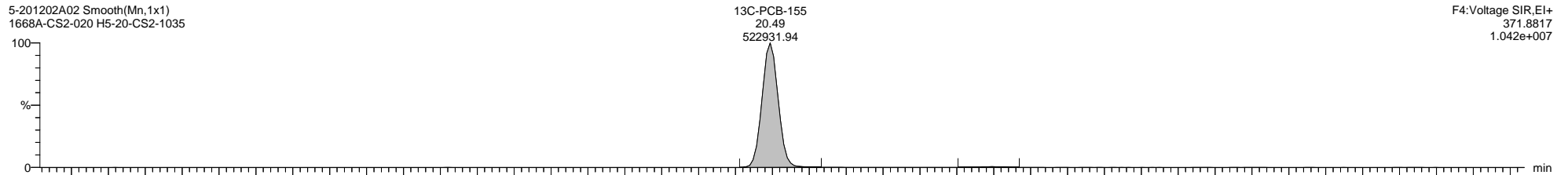
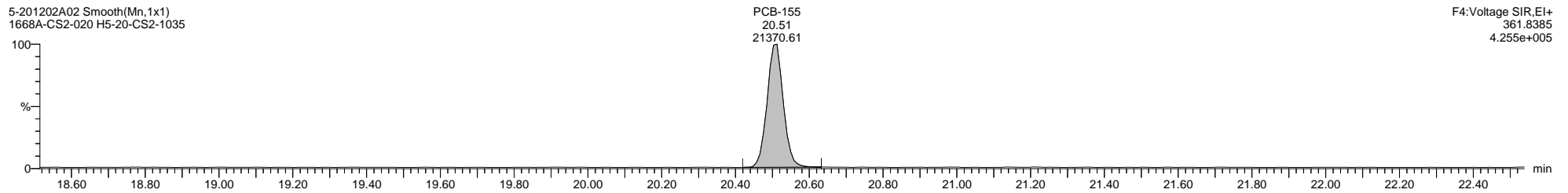
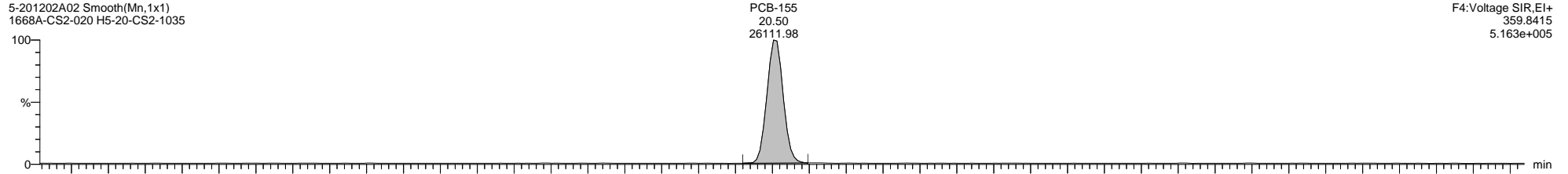


Dataset: C:\MassLynx\PCB.PRO\Results\Local\2020-ARCHIVE\2020-December\5-201202A-ICAL.qld

Last Altered: Wednesday, December 02, 2020 16:02:34 Eastern Standard Time

Printed: Wednesday, April 28, 2021 10:50:51 Eastern Daylight Time

Name: 5-201202A02, Date: 02-Dec-2020, Time: 10:34:22, ID: H5-20-CS2-1035, Description: 1668A-CS2-020, Vial: Tray1:4



Quantify Sample Template Report

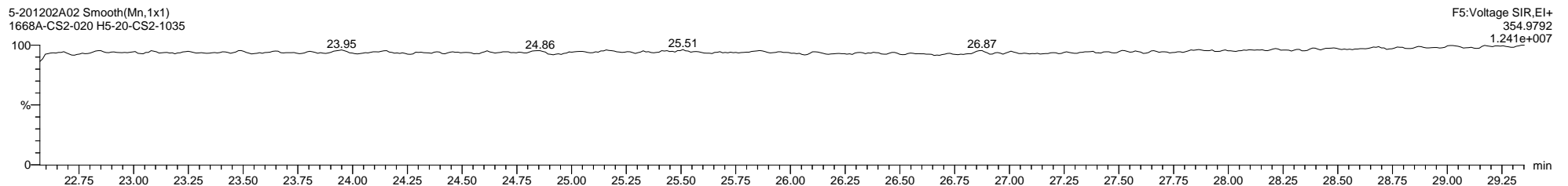
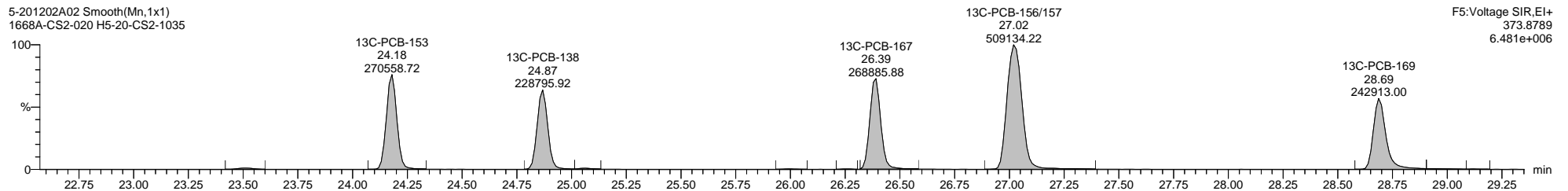
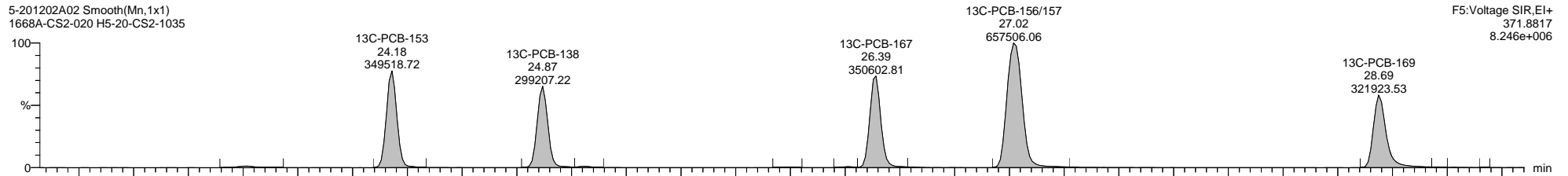
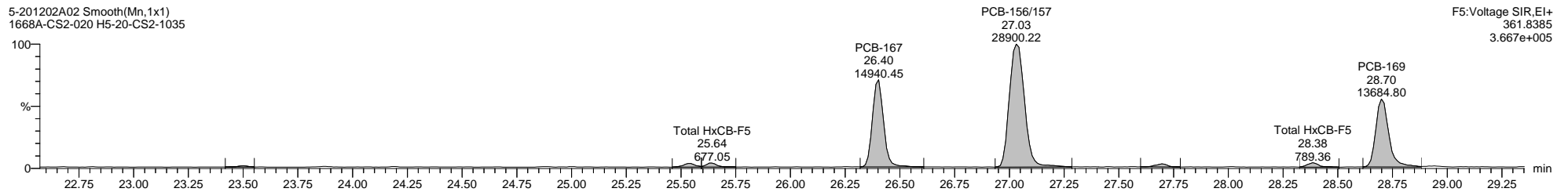
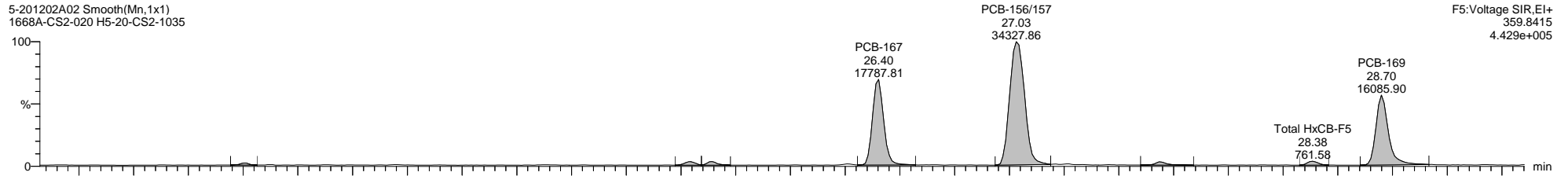
MassLynx MassLynx V4.1 SCN 901

Dataset: C:\MassLynx\PCB.PRO\Results\Local\2020-ARCHIVE\2020-December\5-201202A-ICAL.qld

Last Altered: Wednesday, December 02, 2020 16:02:34 Eastern Standard Time

Printed: Wednesday, April 28, 2021 10:50:51 Eastern Daylight Time

Name: 5-201202A02, Date: 02-Dec-2020, Time: 10:34:22, ID: H5-20-CS2-1035, Description: 1668A-CS2-020, Vial: Tray1:4



Quantify Sample Template Report

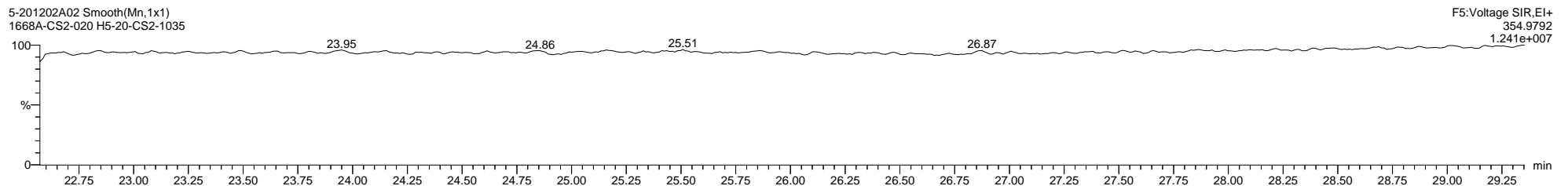
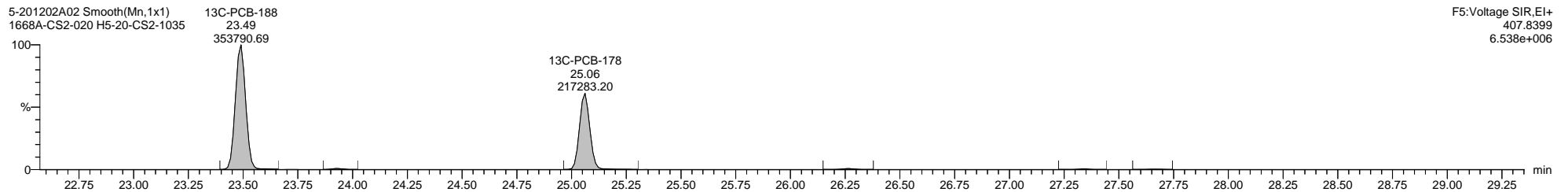
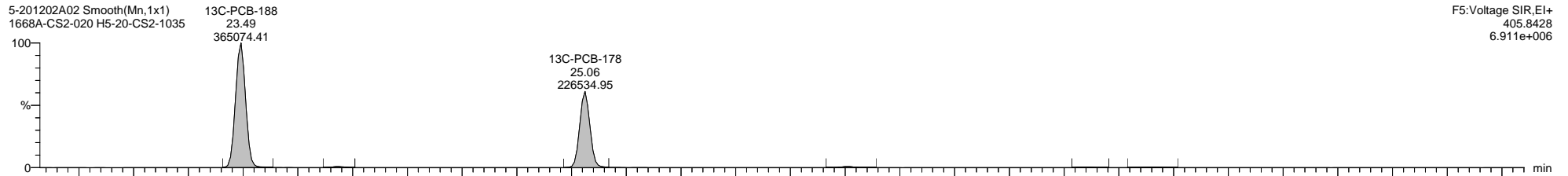
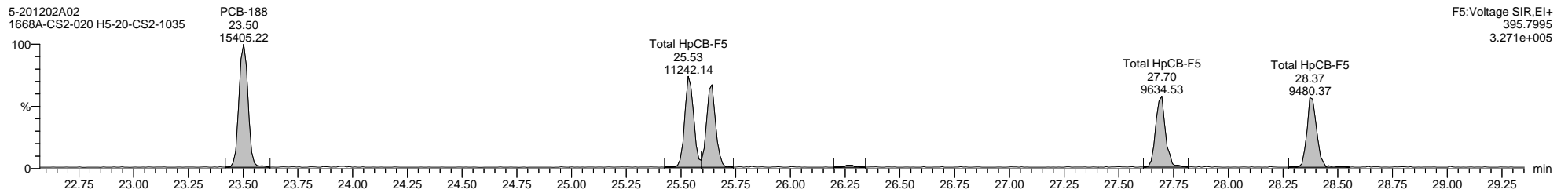
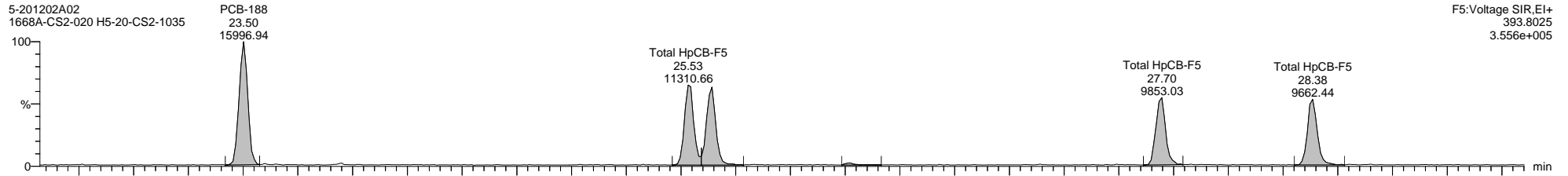
MassLynx MassLynx V4.1 SCN 901

Dataset: C:\MassLynx\PCB.PRO\Results\Local\2020-ARCHIVE\2020-December\5-201202A-ICAL.qld

Last Altered: Wednesday, December 02, 2020 16:02:34 Eastern Standard Time

Printed: Wednesday, April 28, 2021 10:50:51 Eastern Daylight Time

Name: 5-201202A02, Date: 02-Dec-2020, Time: 10:34:22, ID: H5-20-CS2-1035, Description: 1668A-CS2-020, Vial: Tray1:4



Quantify Sample Template Report

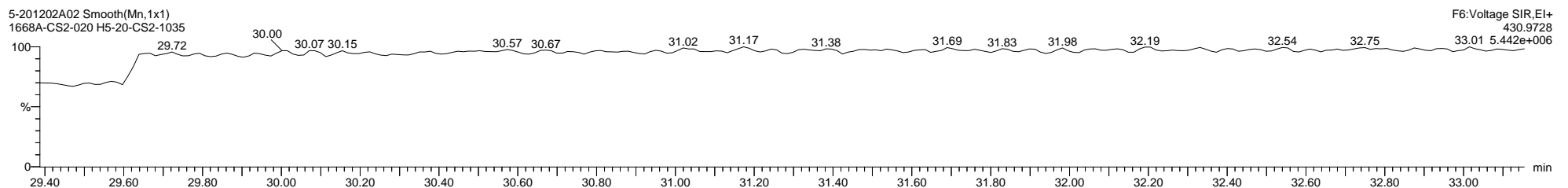
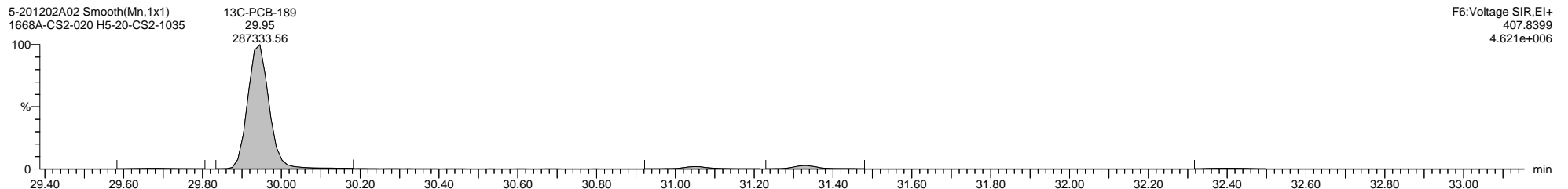
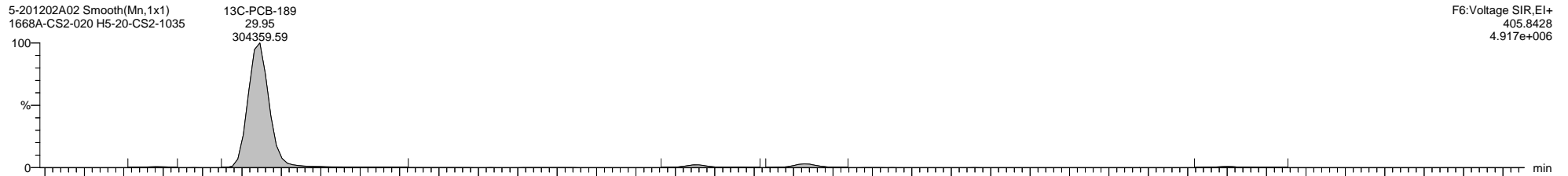
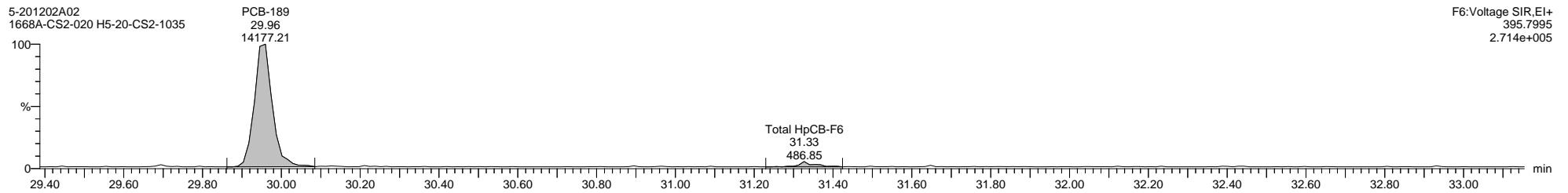
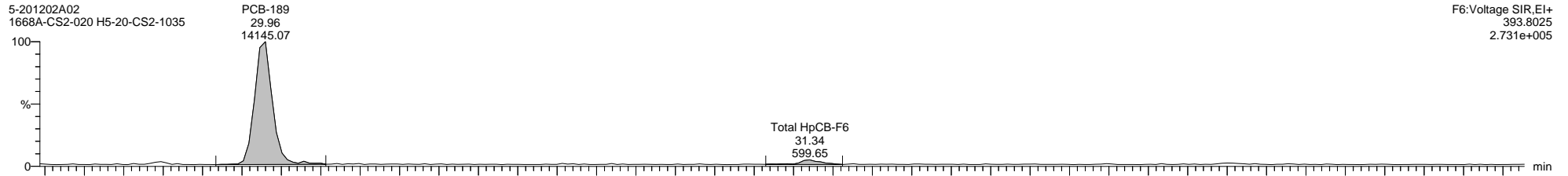
MassLynx MassLynx V4.1 SCN 901

Dataset: C:\MassLynx\PCB.PRO\Results\Local\2020-ARCHIVE\2020-December\5-201202A-ICAL.qld

Last Altered: Wednesday, December 02, 2020 16:02:34 Eastern Standard Time

Printed: Wednesday, April 28, 2021 10:50:51 Eastern Daylight Time

Name: 5-201202A02, Date: 02-Dec-2020, Time: 10:34:22, ID: H5-20-CS2-1035, Description: 1668A-CS2-020, Vial: Tray1:4



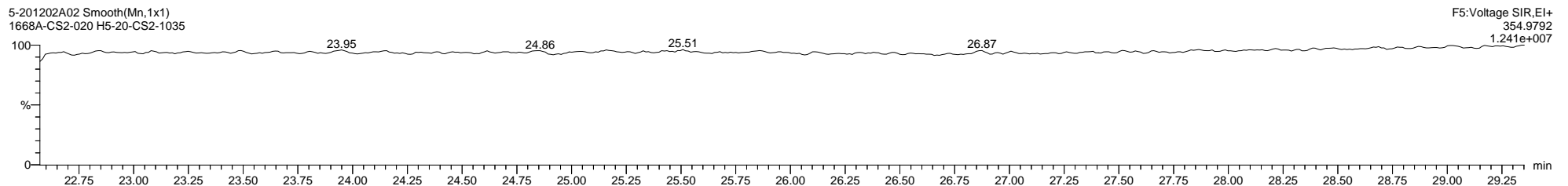
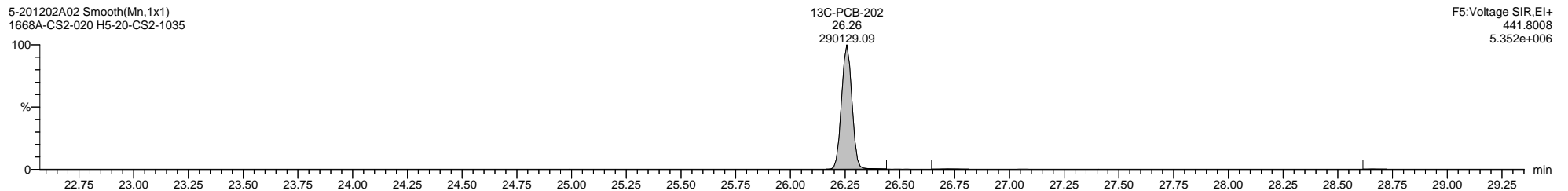
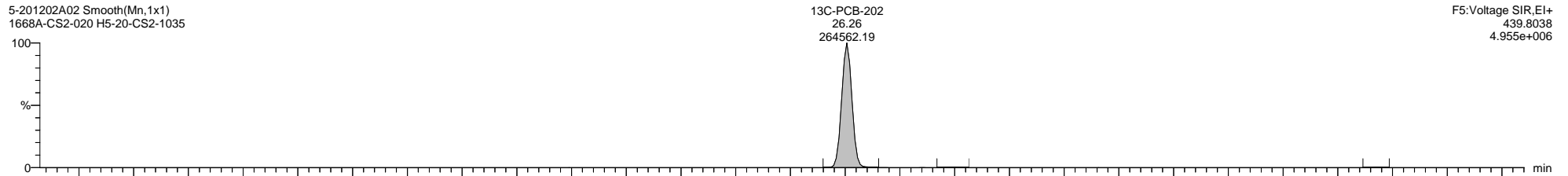
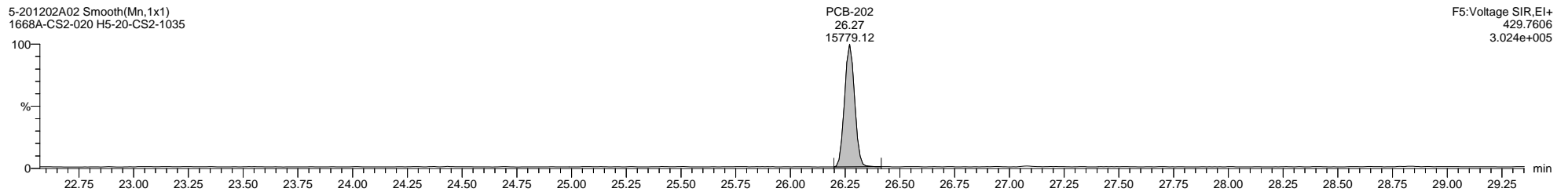
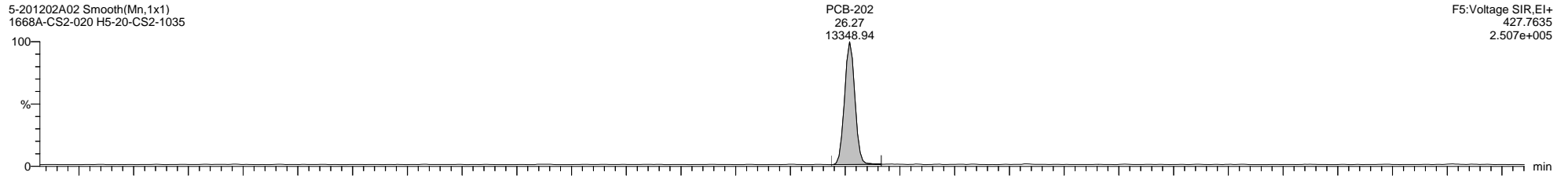


Dataset: C:\MassLynx\PCB.PRO\Results\Local\2020-ARCHIVE\2020-December\5-201202A-ICAL.qld

Last Altered: Wednesday, December 02, 2020 16:02:34 Eastern Standard Time

Printed: Wednesday, April 28, 2021 10:50:51 Eastern Daylight Time

Name: 5-201202A02, Date: 02-Dec-2020, Time: 10:34:22, ID: H5-20-CS2-1035, Description: 1668A-CS2-020, Vial: Tray1:4



Quantify Sample Template Report

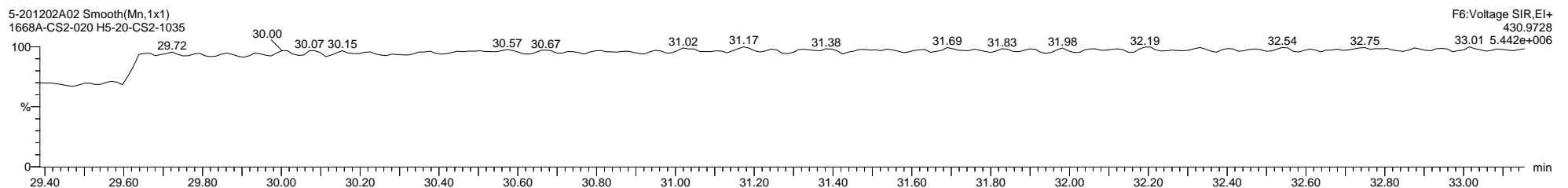
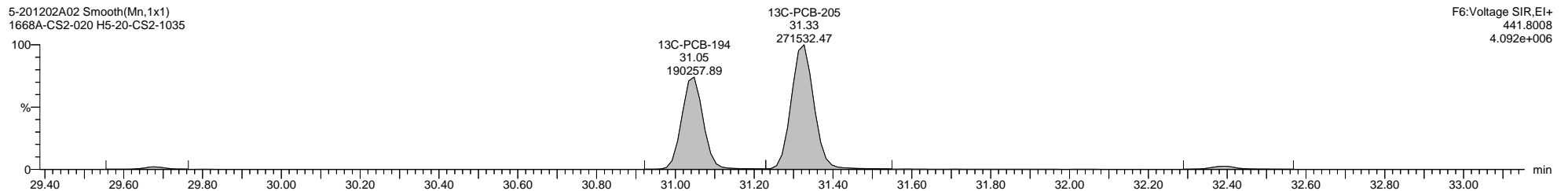
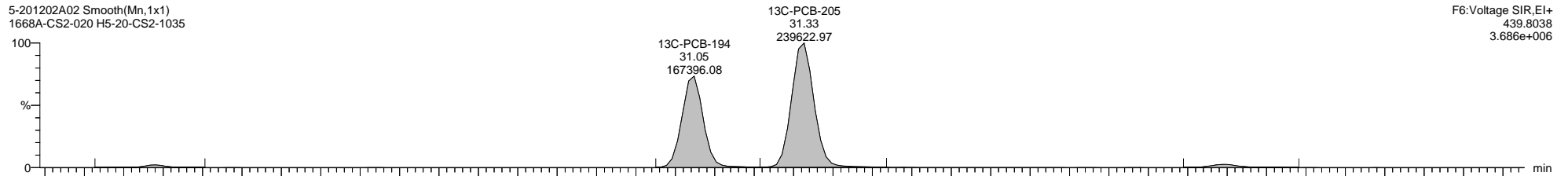
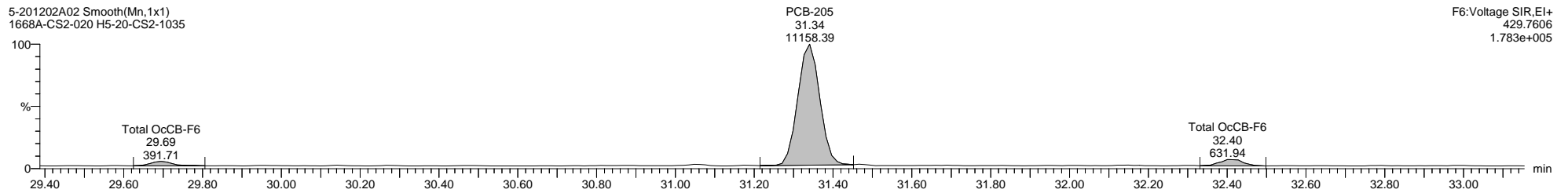
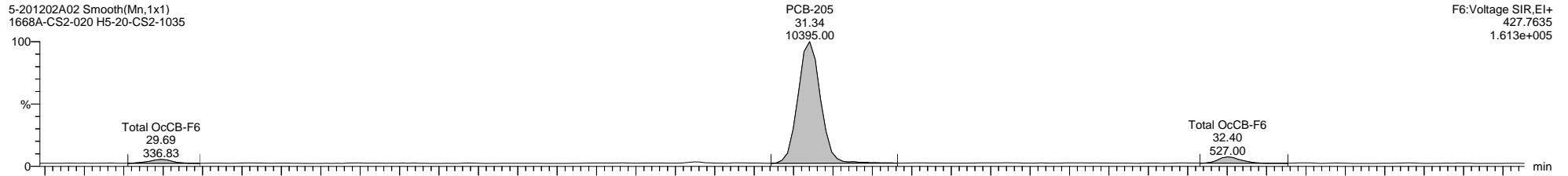
MassLynx MassLynx V4.1 SCN 901

Dataset: C:\MassLynx\PCB.PRO\Results\Local\2020-ARCHIVE\2020-December\5-201202A-ICAL.qld

Last Altered: Wednesday, December 02, 2020 16:02:34 Eastern Standard Time

Printed: Wednesday, April 28, 2021 10:50:51 Eastern Daylight Time

Name: 5-201202A02, Date: 02-Dec-2020, Time: 10:34:22, ID: H5-20-CS2-1035, Description: 1668A-CS2-020, Vial: Tray1:4

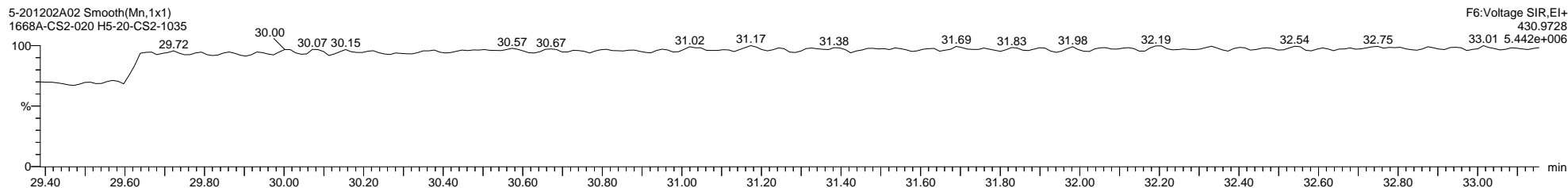
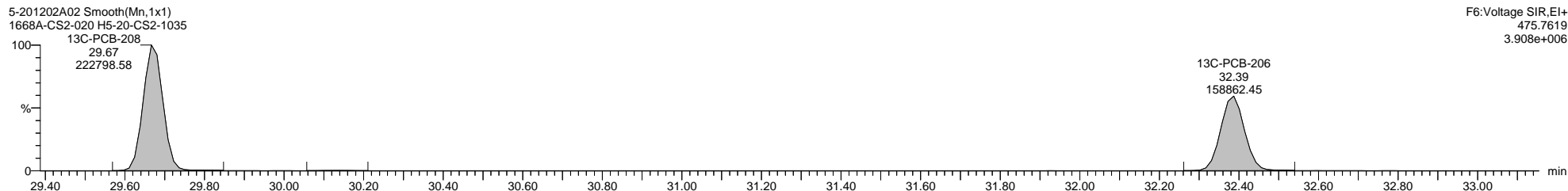

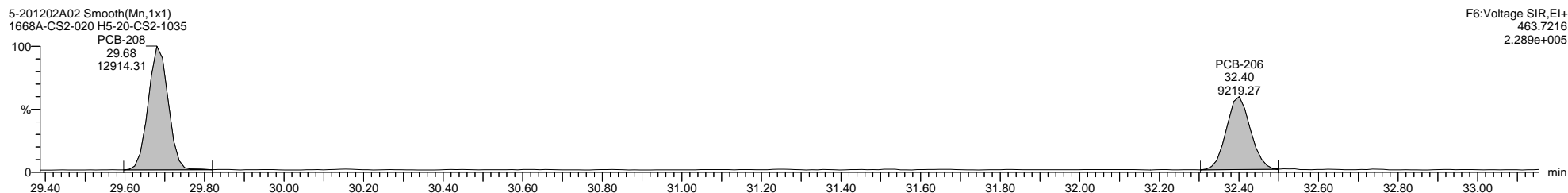



Dataset: C:\MassLynx\PCB.PRO\Results\Local\2020-ARCHIVE\2020-December\5-201202A-ICAL.qld

Last Altered: Wednesday, December 02, 2020 16:02:34 Eastern Standard Time

Printed: Wednesday, April 28, 2021 10:50:51 Eastern Daylight Time

Name: 5-201202A02, Date: 02-Dec-2020, Time: 10:34:22, ID: H5-20-CS2-1035, Description: 1668A-CS2-020, Vial: Tray1:4

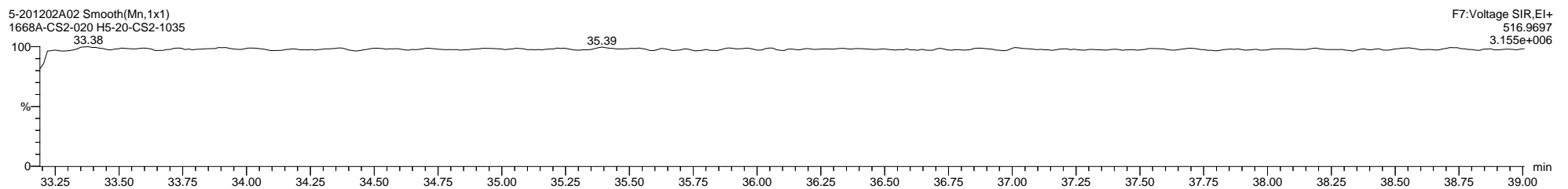
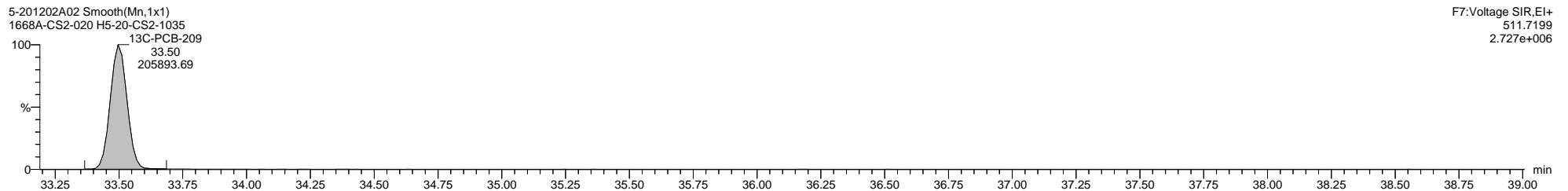
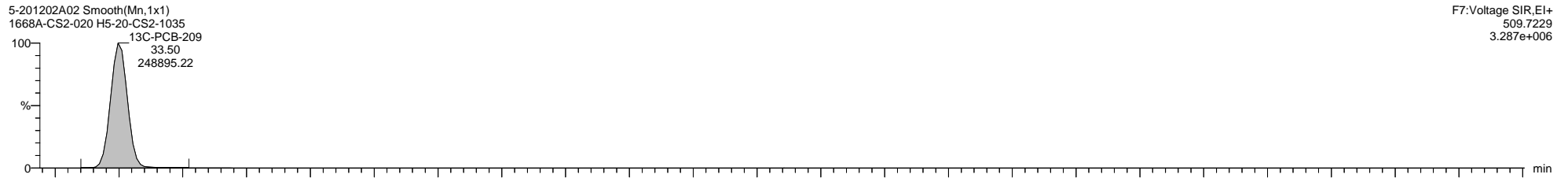
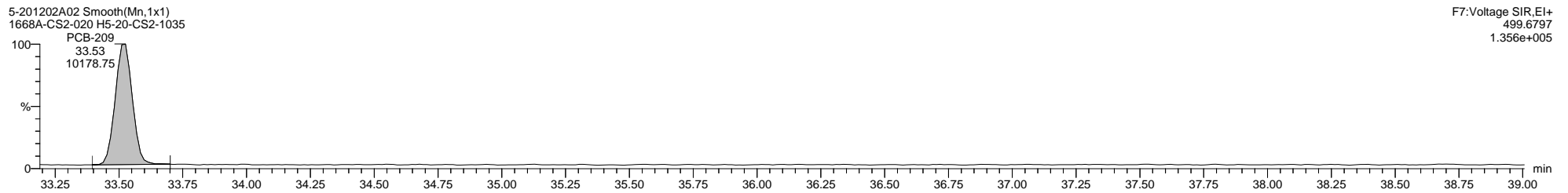
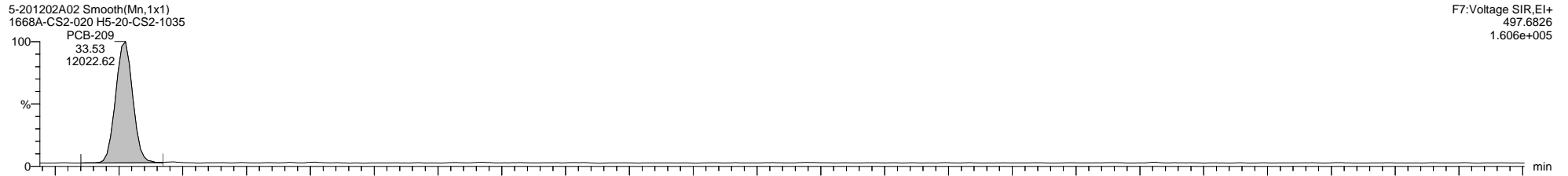


Dataset: C:\MassLynx\PCB.PRO\Results\Local\2020-ARCHIVE\2020-December\5-201202A-ICAL.qld

Last Altered: Wednesday, December 02, 2020 16:02:34 Eastern Standard Time

Printed: Wednesday, April 28, 2021 10:50:51 Eastern Daylight Time

Name: 5-201202A02, Date: 02-Dec-2020, Time: 10:34:22, ID: H5-20-CS2-1035, Description: 1668A-CS2-020, Vial: Tray1:4



Quantify Sample Template Report

MassLynx MassLynx V4.1 SCN 901

Dataset: C:\MassLynx\PCB.PRO\Results\Local\2020-ARCHIVE\2020-December\5-201202A-ICAL.qld

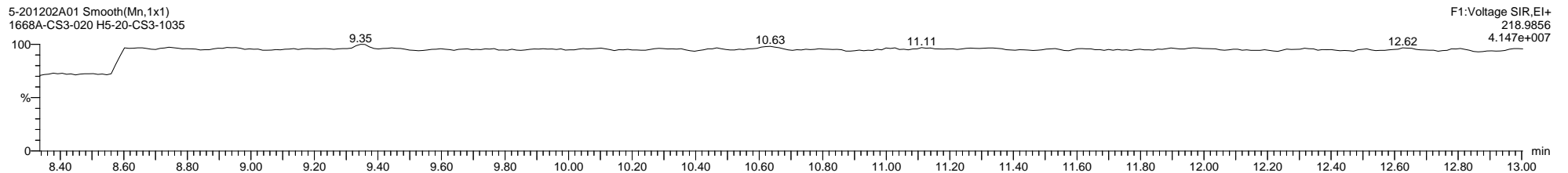
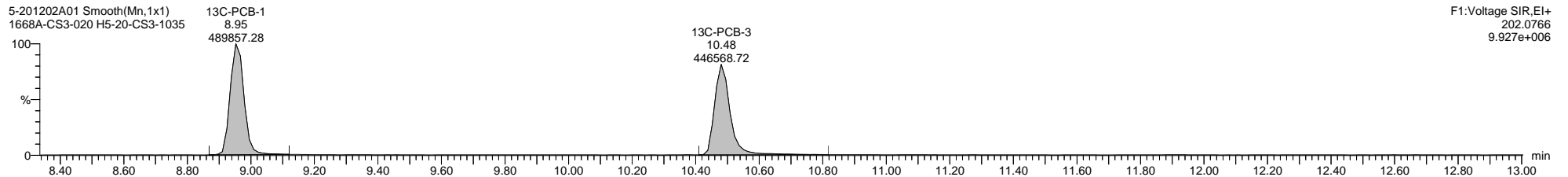
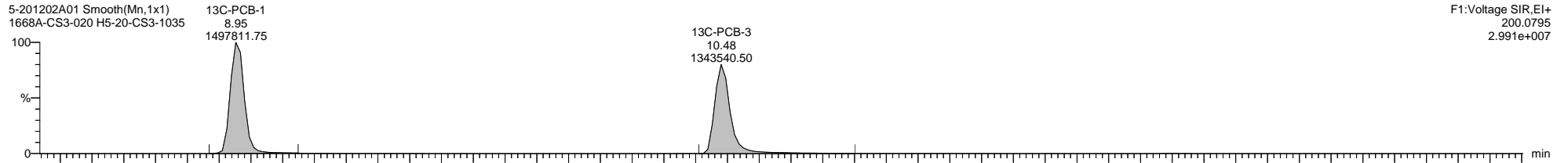
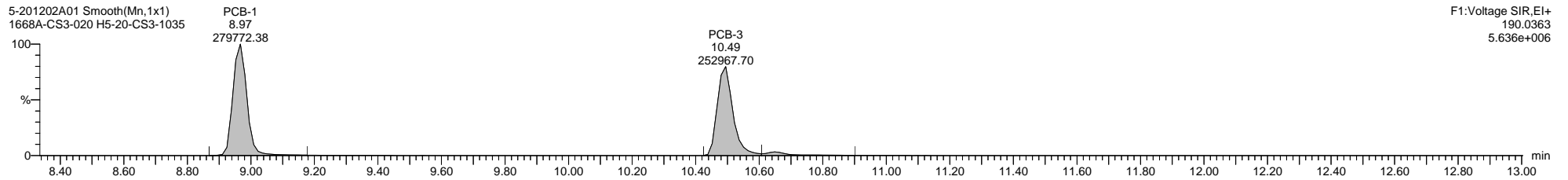
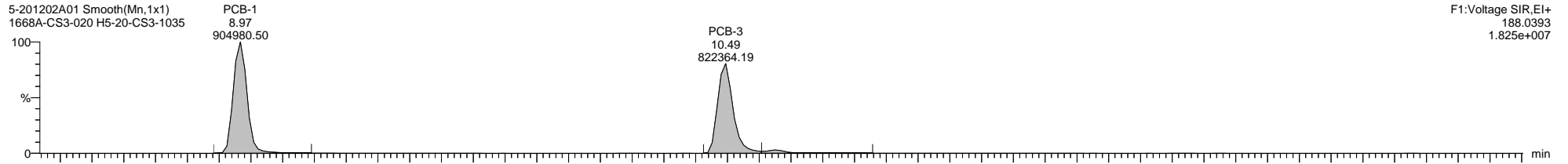
Last Altered: Wednesday, December 02, 2020 16:02:34 Eastern Standard Time

Printed: Wednesday, April 28, 2021 10:50:51 Eastern Daylight Time

Method: C:\MassLynx\PCB.PRO\MethDB\1668-OCTYL-1-ICAL-201030B.mdb 07 Feb 2020 11:57:21

Calibration: C:\MassLynx\PCB.PRO\CurveDB\5-201202A-ICAL.cdb 02 Dec 2020 15:02:34

Name: 5-201202A01, Date: 02-Dec-2020, Time: 09:37:44, ID: H5-20-CS3-1035, Description: 1668A-CS3-020, Vial: Tray1:1



Quantify Sample Template Report

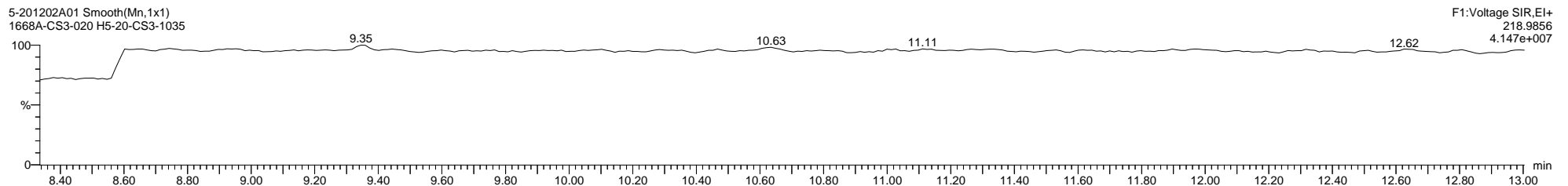
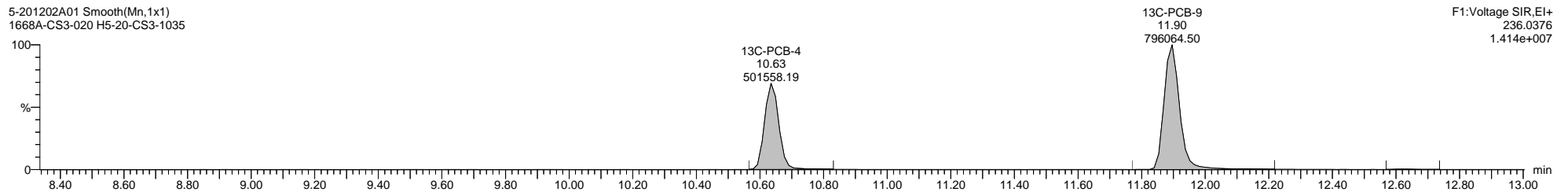
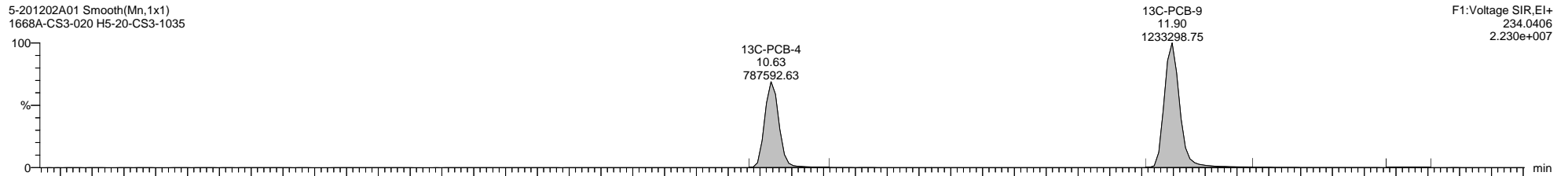
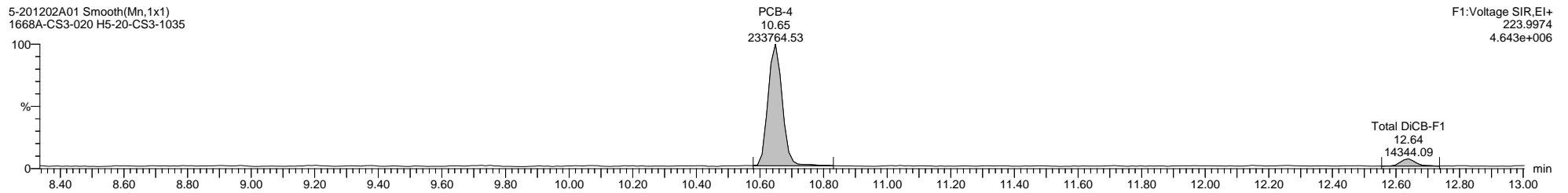
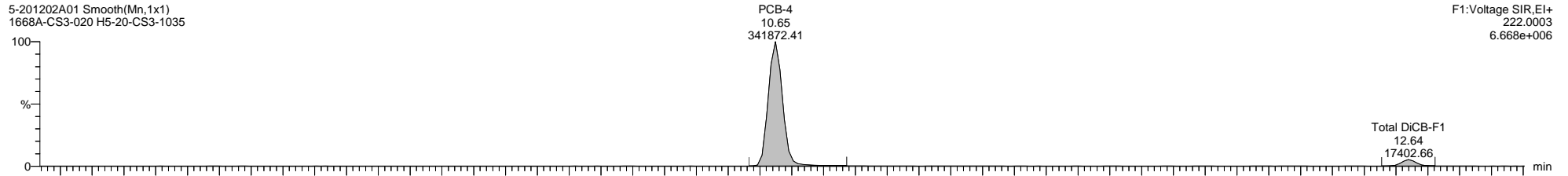
MassLynx MassLynx V4.1 SCN 901

Dataset: C:\MassLynx\PCB.PRO\Results\Local\2020-ARCHIVE\2020-December\5-201202A-ICAL.qld

Last Altered: Wednesday, December 02, 2020 16:02:34 Eastern Standard Time

Printed: Wednesday, April 28, 2021 10:50:51 Eastern Daylight Time

Name: 5-201202A01, Date: 02-Dec-2020, Time: 09:37:44, ID: H5-20-CS3-1035, Description: 1668A-CS3-020, Vial: Tray1:1



Quantify Sample Template Report

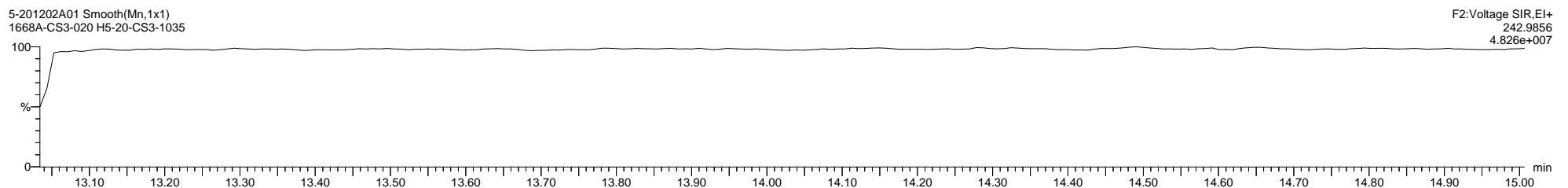
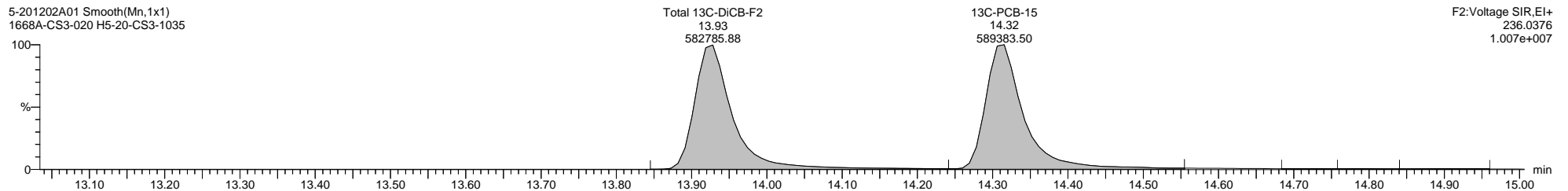
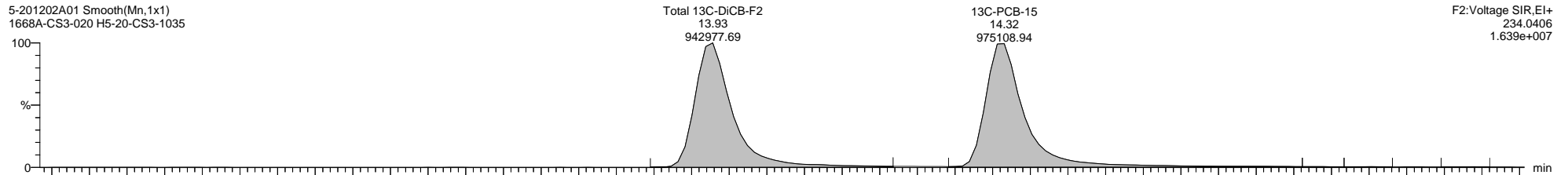
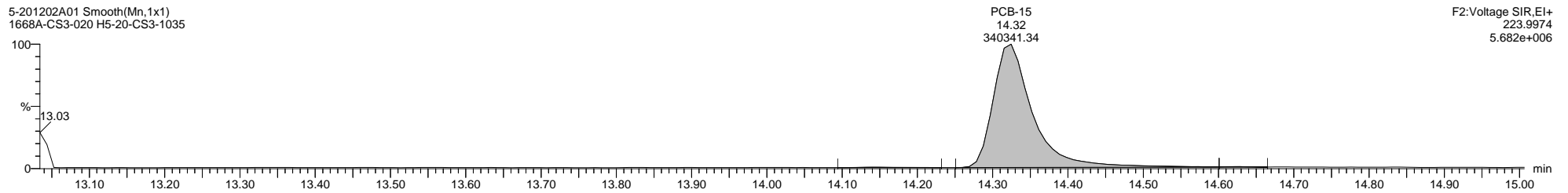

MassLynx MassLynx V4.1 SCN 901

Dataset: C:\MassLynx\PCB.PRO\Results\Local\2020-ARCHIVE\2020-December\5-201202A-ICAL.qld

Last Altered: Wednesday, December 02, 2020 16:02:34 Eastern Standard Time

Printed: Wednesday, April 28, 2021 10:50:51 Eastern Daylight Time

Name: 5-201202A01, Date: 02-Dec-2020, Time: 09:37:44, ID: H5-20-CS3-1035, Description: 1668A-CS3-020, Vial: Tray1:1



Quantify Sample Template Report

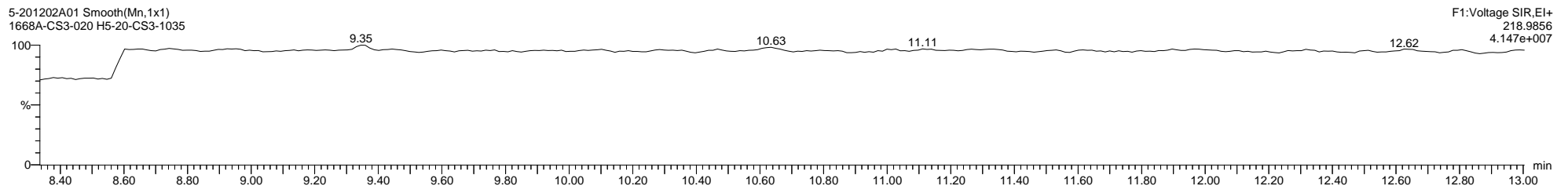
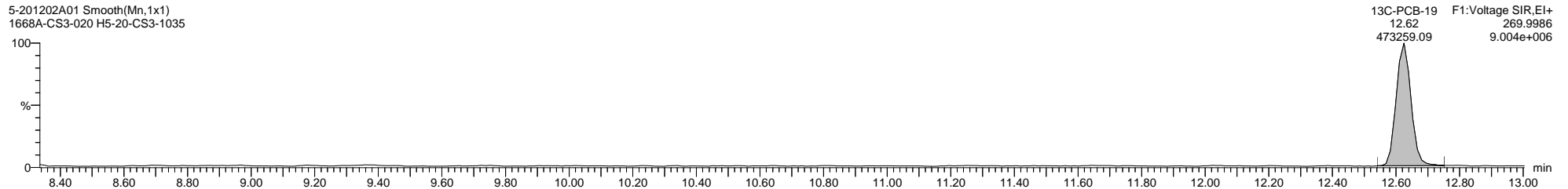

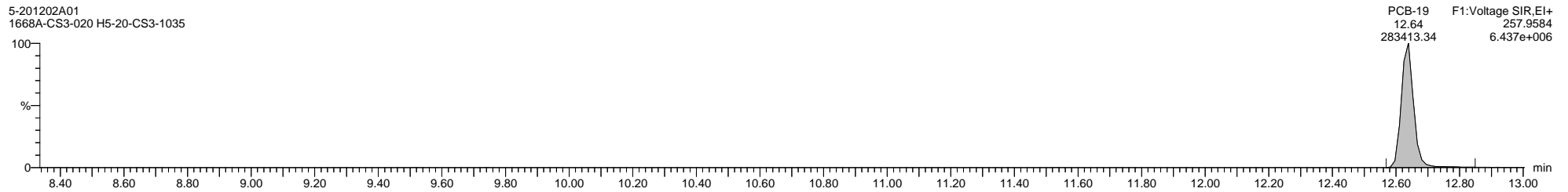

MassLynx MassLynx V4.1 SCN 901

Dataset: C:\MassLynx\PCB.PRO\Results\Local\2020-ARCHIVE\2020-December\5-201202A-ICAL.qld

Last Altered: Wednesday, December 02, 2020 16:02:34 Eastern Standard Time

Printed: Wednesday, April 28, 2021 10:50:51 Eastern Daylight Time

Name: 5-201202A01, Date: 02-Dec-2020, Time: 09:37:44, ID: H5-20-CS3-1035, Description: 1668A-CS3-020, Vial: Tray1:1





Quantify Sample Template Report

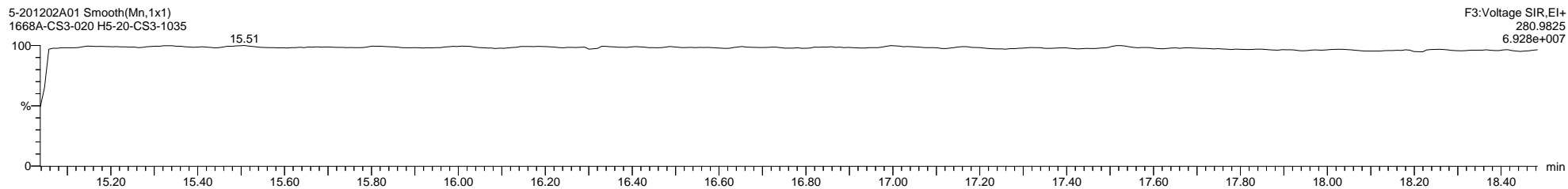
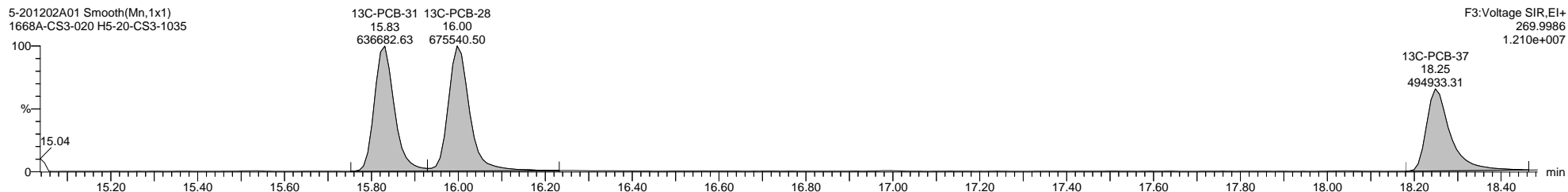

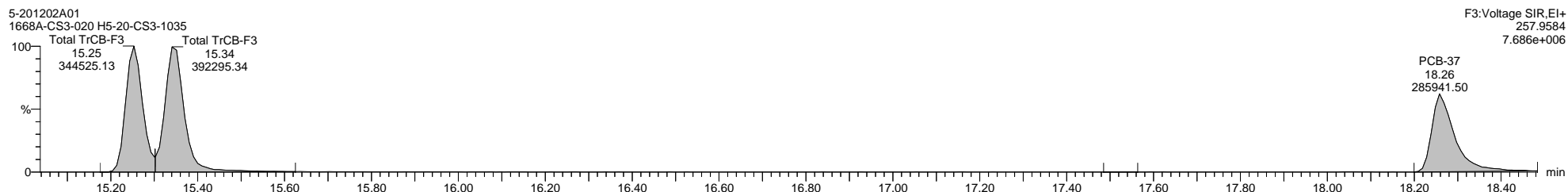

MassLynx MassLynx V4.1 SCN 901

Dataset: C:\MassLynx\PCB.PRO\Results\Local\2020-ARCHIVE\2020-December\5-201202A-ICAL.qld

Last Altered: Wednesday, December 02, 2020 16:02:34 Eastern Standard Time

Printed: Wednesday, April 28, 2021 10:50:51 Eastern Daylight Time

Name: 5-201202A01, Date: 02-Dec-2020, Time: 09:37:44, ID: H5-20-CS3-1035, Description: 1668A-CS3-020, Vial: Tray1:1




Dataset: C:\MassLynx\PCB.PRO\Results\Local\2020-ARCHIVE\2020-December\5-201202A-ICAL.qld

Last Altered: Wednesday, December 02, 2020 16:02:34 Eastern Standard Time

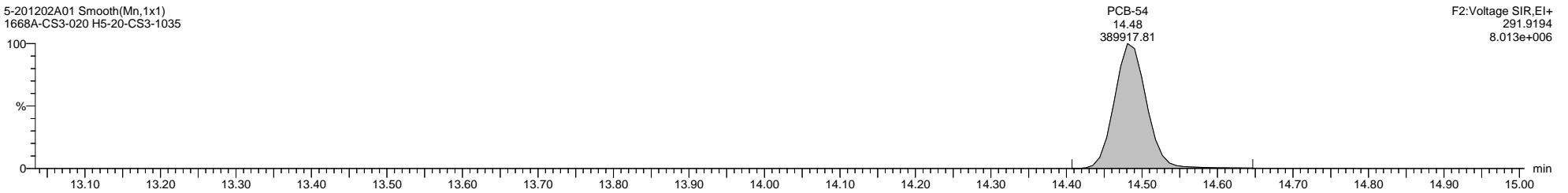
Printed: Wednesday, April 28, 2021 10:50:51 Eastern Daylight Time

Name: 5-201202A01, Date: 02-Dec-2020, Time: 09:37:44, ID: H5-20-CS3-1035, Description: 1668A-CS3-020, Vial: Tray1:1


5-201202A01 Smooth(Mn,1x1)  
1668A-CS3-020 H5-20-CS3-1035



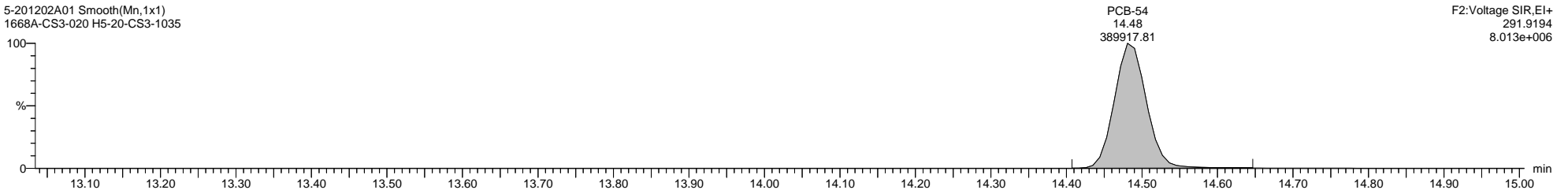
5-201202A01 Smooth(Mn,1x1)  
1668A-CS3-020 H5-20-CS3-1035



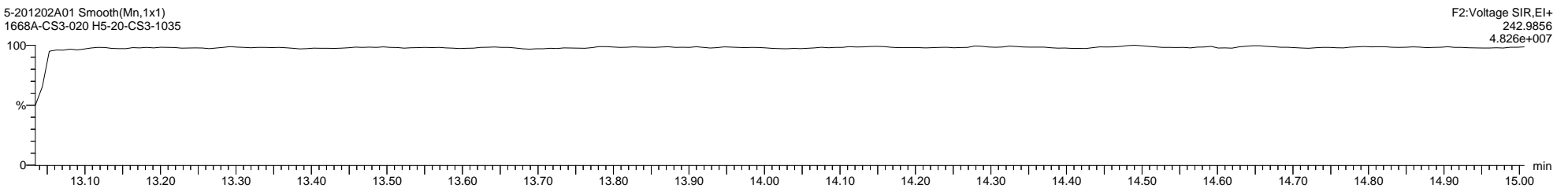
5-201202A01 Smooth(Mn,1x1)  
1668A-CS3-020 H5-20-CS3-1035



5-201202A01 Smooth(Mn,1x1)  
1668A-CS3-020 H5-20-CS3-1035



5-201202A01 Smooth(Mn,1x1)  
1668A-CS3-020 H5-20-CS3-1035



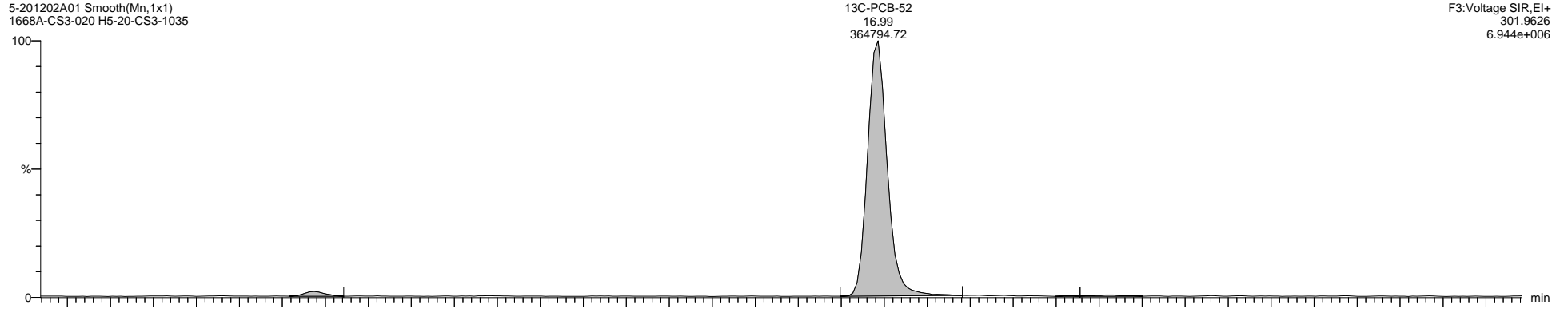
Dataset: C:\MassLynx\PCB.PRO\Results\Local\2020-ARCHIVE\2020-December\5-201202A-ICAL.qld

Last Altered: Wednesday, December 02, 2020 16:02:34 Eastern Standard Time

Printed: Wednesday, April 28, 2021 10:50:51 Eastern Daylight Time

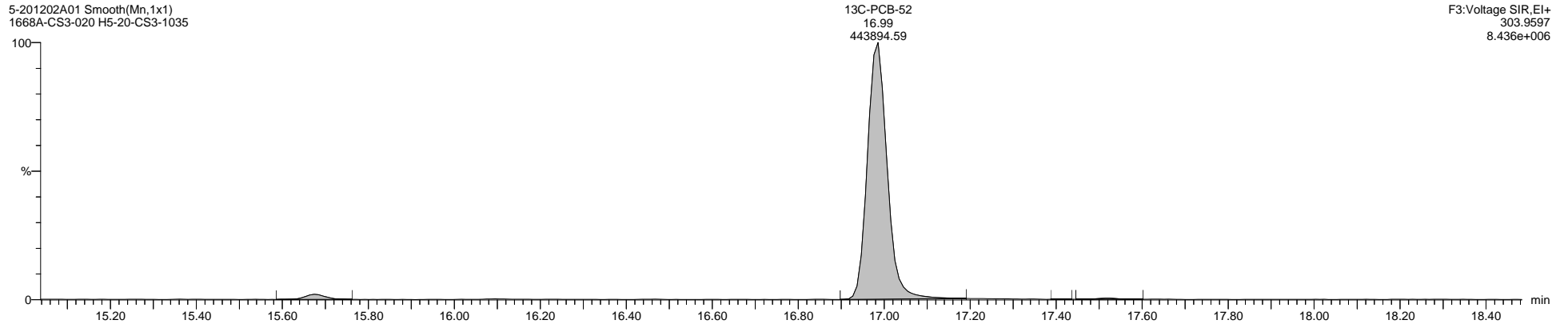
Name: 5-201202A01, Date: 02-Dec-2020, Time: 09:37:44, ID: H5-20-CS3-1035, Description: 1668A-CS3-020, Vial: Tray1:1

5-201202A01 Smooth(Mn,1x1)  
1668A-CS3-020 H5-20-CS3-1035



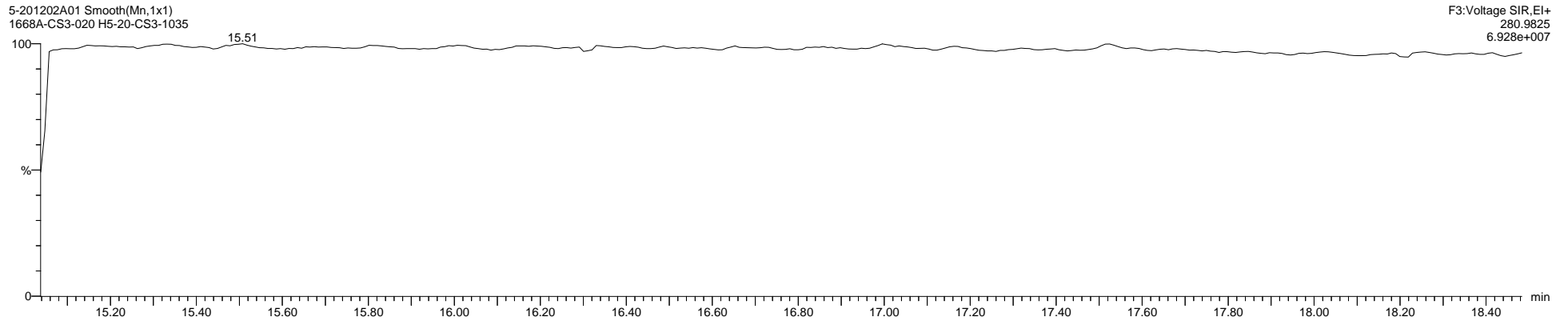
F3:Voltage SIR,El+  
301.9626  
6.944e+006

5-201202A01 Smooth(Mn,1x1)  
1668A-CS3-020 H5-20-CS3-1035



F3:Voltage SIR,El+  
303.9597  
8.436e+006

5-201202A01 Smooth(Mn,1x1)  
1668A-CS3-020 H5-20-CS3-1035



F3:Voltage SIR,El+  
280.9825  
6.928e+007

Quantify Sample Template Report

MassLynx MassLynx V4.1 SCN 901


Dataset: C:\MassLynx\PCB.PRO\Results\Local\2020-ARCHIVE\2020-December\5-201202A-ICAL.qld

Last Altered: Wednesday, December 02, 2020 16:02:34 Eastern Standard Time

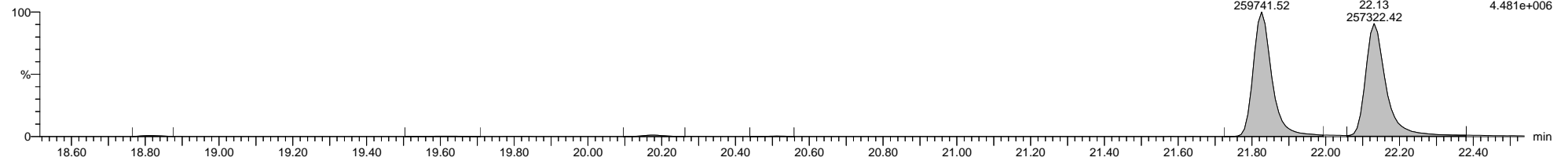
Printed: Wednesday, April 28, 2021 10:50:51 Eastern Daylight Time

Name: 5-201202A01, Date: 02-Dec-2020, Time: 09:37:44, ID: H5-20-CS3-1035, Description: 1668A-CS3-020, Vial: Tray1:1

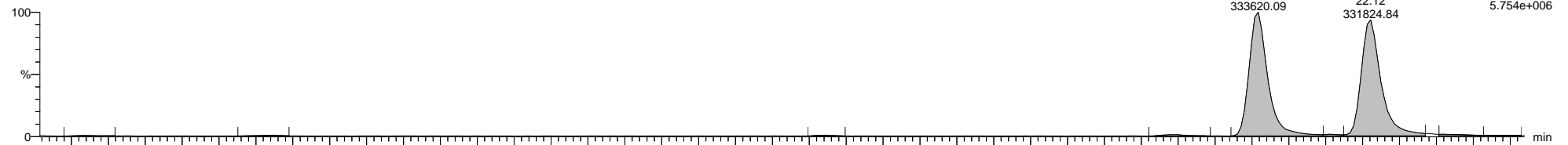
5-201202A01 Smooth(Mn,1x1)  
1668A-CS3-020 H5-20-CS3-1035



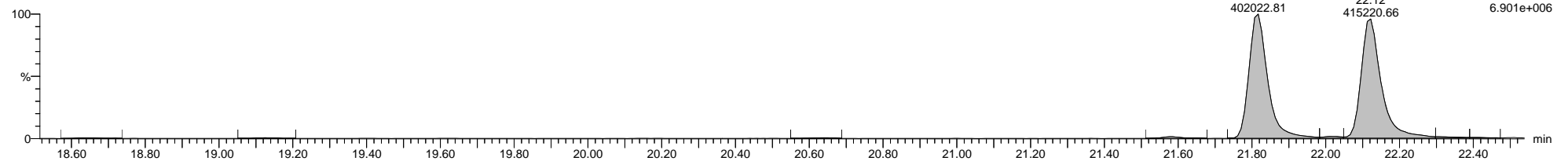
5-201202A01 Smooth(Mn,1x1)  
1668A-CS3-020 H5-20-CS3-1035



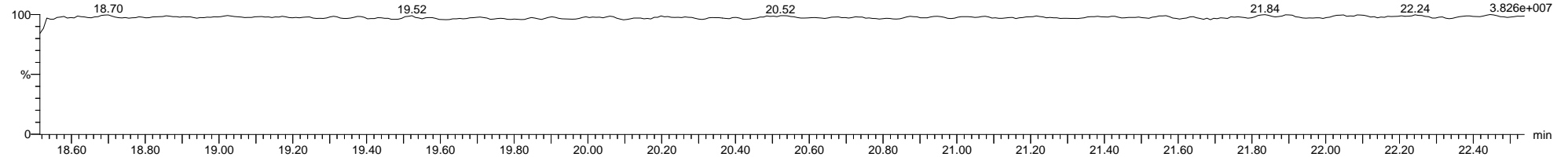
5-201202A01 Smooth(Mn,1x1)  
1668A-CS3-020 H5-20-CS3-1035



5-201202A01 Smooth(Mn,1x1)  
1668A-CS3-020 H5-20-CS3-1035



5-201202A01 Smooth(Mn,1x1)  
1668A-CS3-020 H5-20-CS3-1035



Quantify Sample Template Report

MassLynx MassLynx V4.1 SCN 901

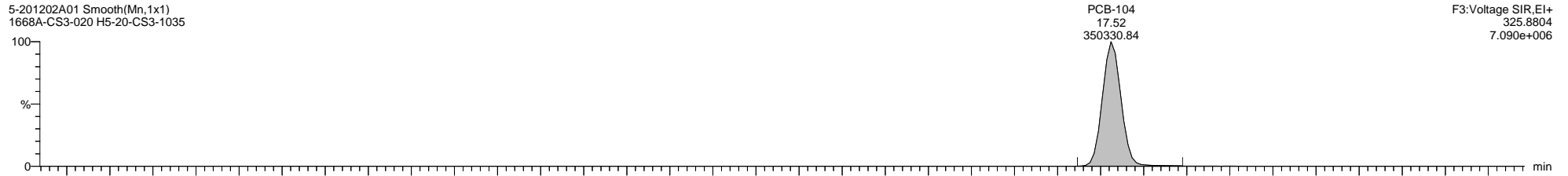
Dataset: C:\MassLynx\PCB.PRO\Results\Local\2020-ARCHIVE\2020-December\5-201202A-ICAL.qld

Last Altered: Wednesday, December 02, 2020 16:02:34 Eastern Standard Time

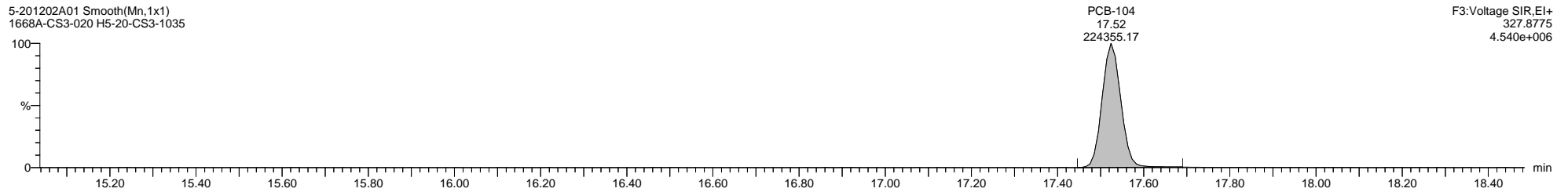
Printed: Wednesday, April 28, 2021 10:50:51 Eastern Daylight Time

Name: 5-201202A01, Date: 02-Dec-2020, Time: 09:37:44, ID: H5-20-CS3-1035, Description: 1668A-CS3-020, Vial: Tray1:1

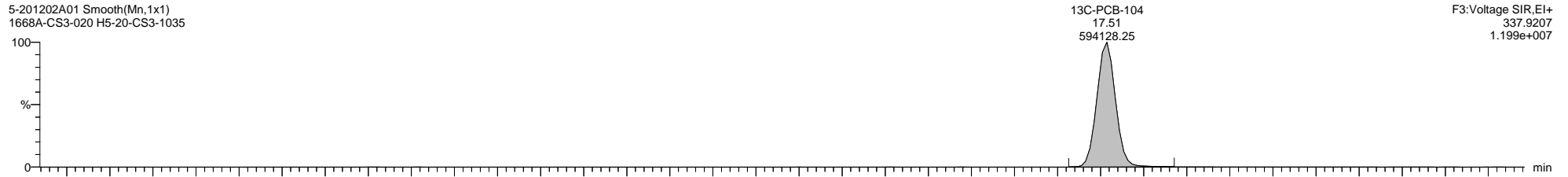
5-201202A01 Smooth(Mn,1x1)  
1668A-CS3-020 H5-20-CS3-1035



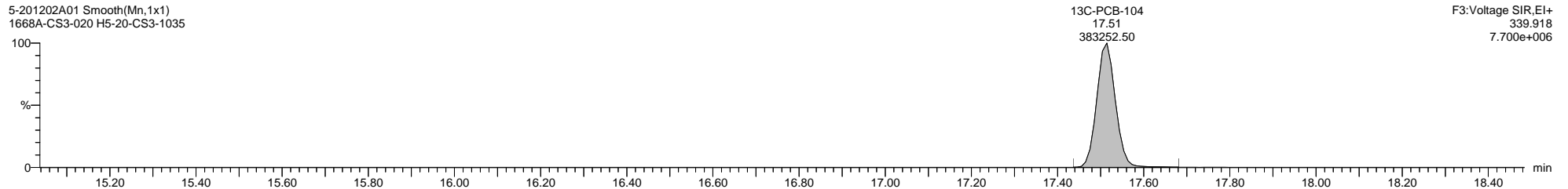
5-201202A01 Smooth(Mn,1x1)  
1668A-CS3-020 H5-20-CS3-1035



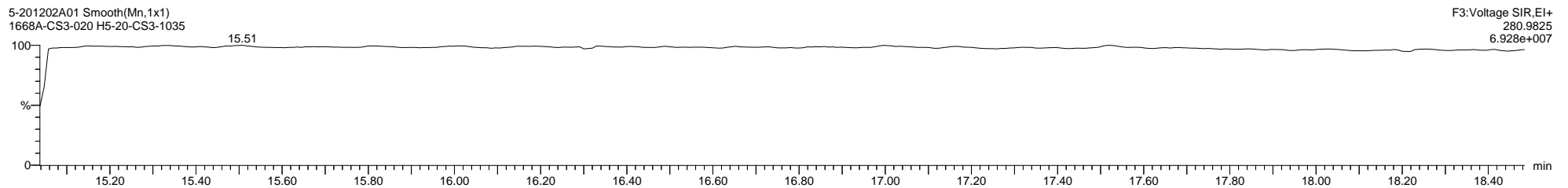
5-201202A01 Smooth(Mn,1x1)  
1668A-CS3-020 H5-20-CS3-1035



5-201202A01 Smooth(Mn,1x1)  
1668A-CS3-020 H5-20-CS3-1035



5-201202A01 Smooth(Mn,1x1)  
1668A-CS3-020 H5-20-CS3-1035



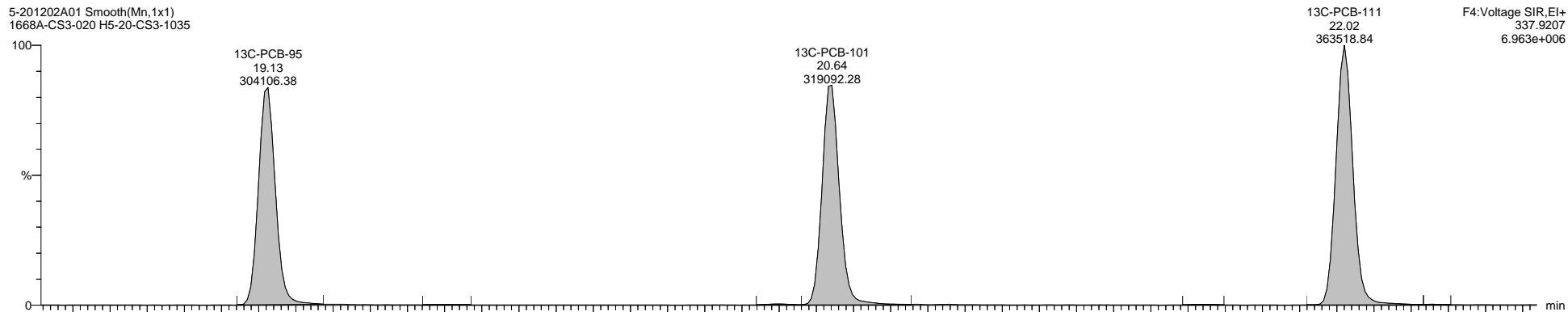
Dataset: C:\MassLynx\PCB.PRO\Results\Local\2020-ARCHIVE\2020-December\5-201202A-ICAL.qld

Last Altered: Wednesday, December 02, 2020 16:02:34 Eastern Standard Time

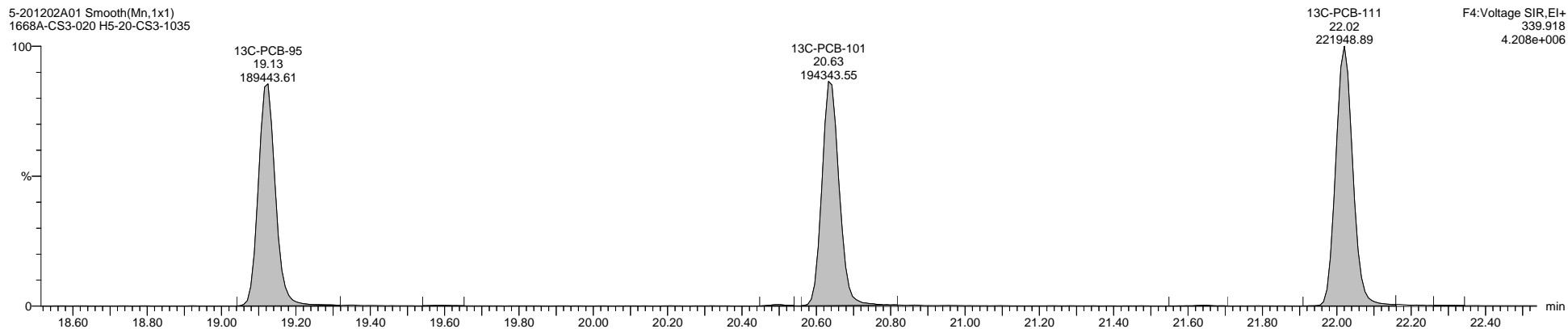
Printed: Wednesday, April 28, 2021 10:50:51 Eastern Daylight Time

Name: 5-201202A01, Date: 02-Dec-2020, Time: 09:37:44, ID: H5-20-CS3-1035, Description: 1668A-CS3-020, Vial: Tray1:1

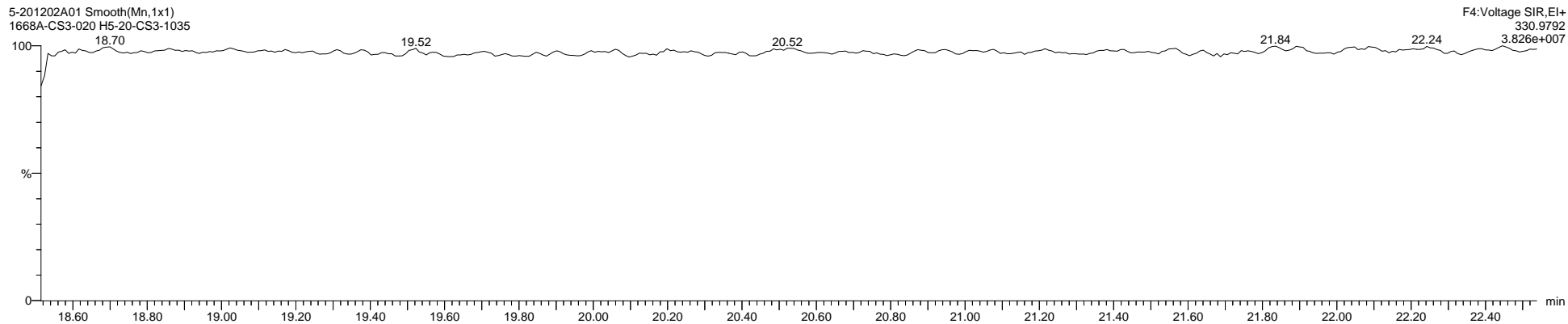
5-201202A01 Smooth(Mn,1x1)  
1668A-CS3-020 H5-20-CS3-1035



5-201202A01 Smooth(Mn,1x1)  
1668A-CS3-020 H5-20-CS3-1035



5-201202A01 Smooth(Mn,1x1)  
1668A-CS3-020 H5-20-CS3-1035



Quantify Sample Template Report

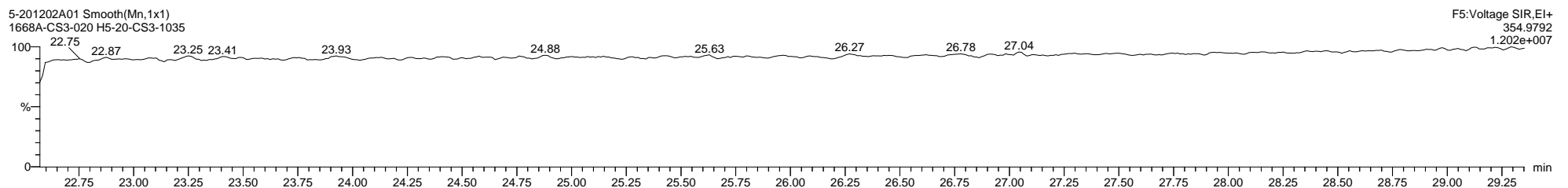
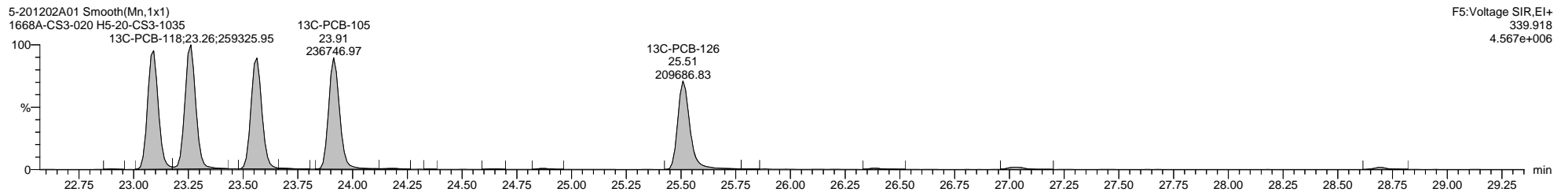
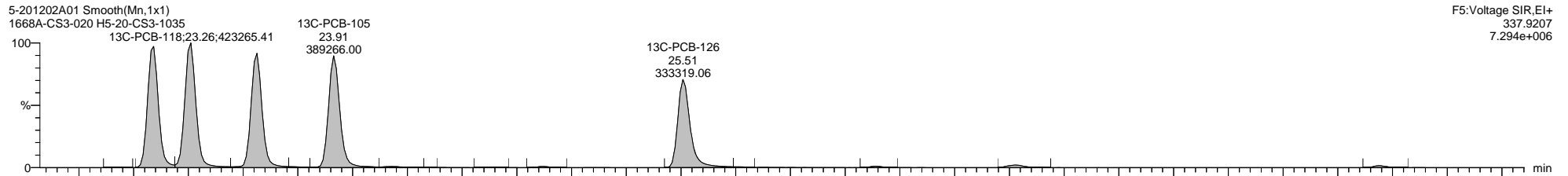
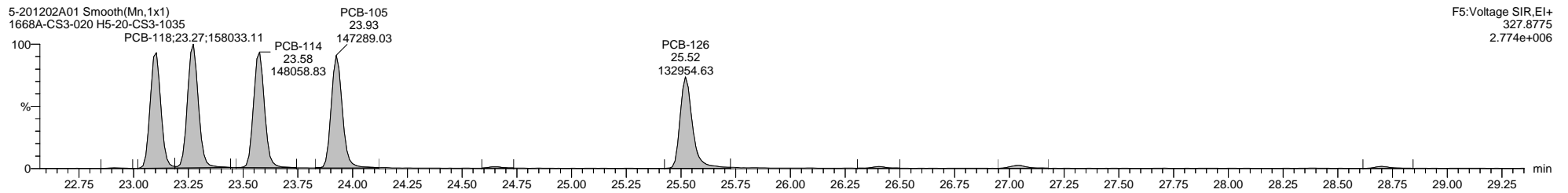
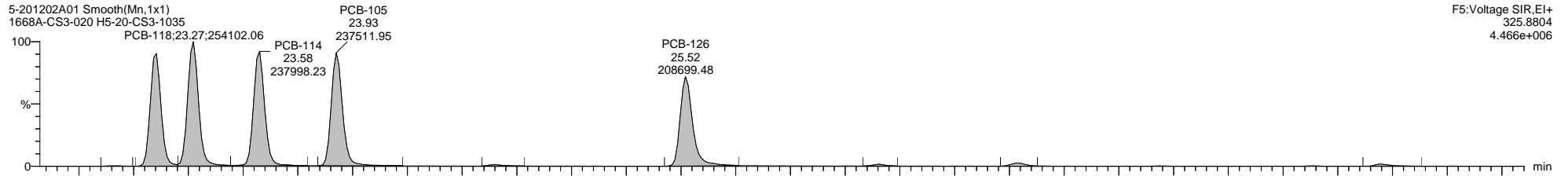
MassLynx MassLynx V4.1 SCN 901

Dataset: C:\MassLynx\PCB.PRO\Results\Local\2020-ARCHIVE\2020-December\5-201202A-ICAL.qld

Last Altered: Wednesday, December 02, 2020 16:02:34 Eastern Standard Time

Printed: Wednesday, April 28, 2021 10:50:51 Eastern Daylight Time

Name: 5-201202A01, Date: 02-Dec-2020, Time: 09:37:44, ID: H5-20-CS3-1035, Description: 1668A-CS3-020, Vial: Tray1:1



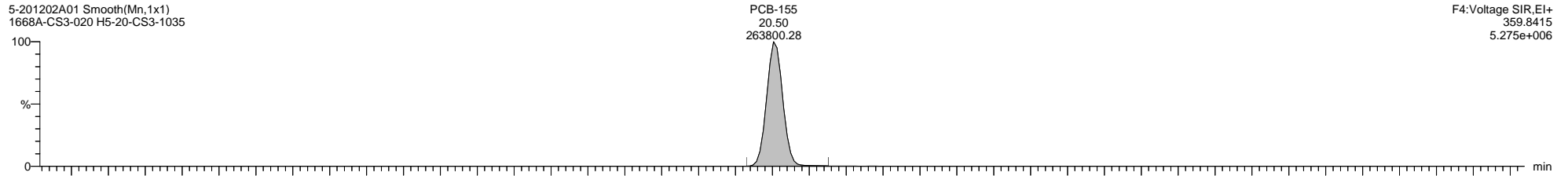
Dataset: C:\MassLynx\PCB.PRO\Results\Local\2020-ARCHIVE\2020-December\5-201202A-ICAL.qld

Last Altered: Wednesday, December 02, 2020 16:02:34 Eastern Standard Time

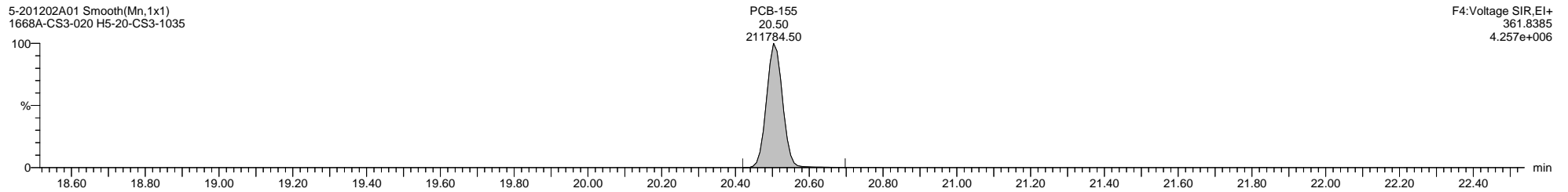
Printed: Wednesday, April 28, 2021 10:50:51 Eastern Daylight Time

Name: 5-201202A01, Date: 02-Dec-2020, Time: 09:37:44, ID: H5-20-CS3-1035, Description: 1668A-CS3-020, Vial: Tray1:1

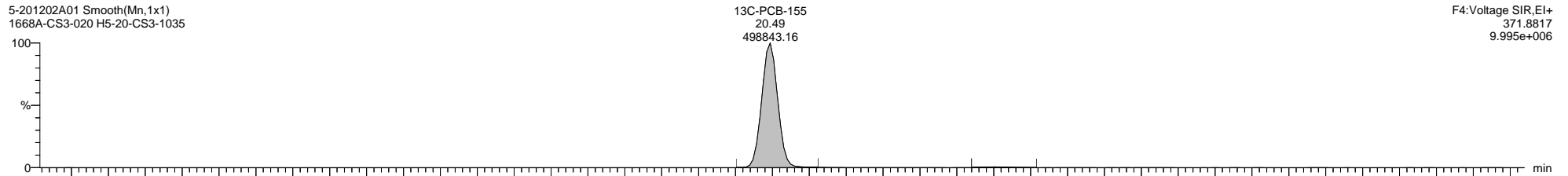
5-201202A01 Smooth(Mn,1x1)  
1668A-CS3-020 H5-20-CS3-1035



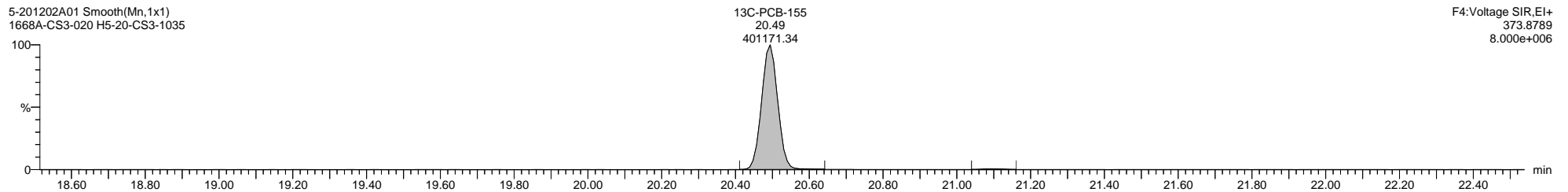
5-201202A01 Smooth(Mn,1x1)  
1668A-CS3-020 H5-20-CS3-1035



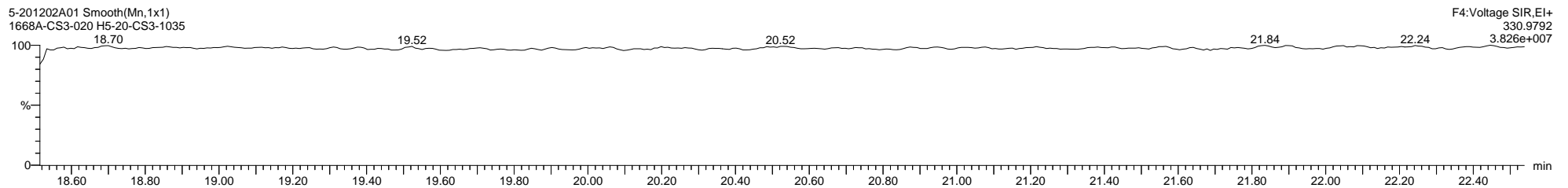
5-201202A01 Smooth(Mn,1x1)  
1668A-CS3-020 H5-20-CS3-1035



5-201202A01 Smooth(Mn,1x1)  
1668A-CS3-020 H5-20-CS3-1035



5-201202A01 Smooth(Mn,1x1)  
1668A-CS3-020 H5-20-CS3-1035





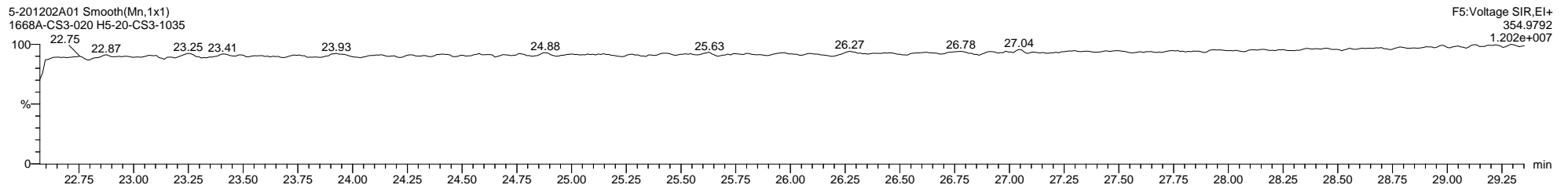
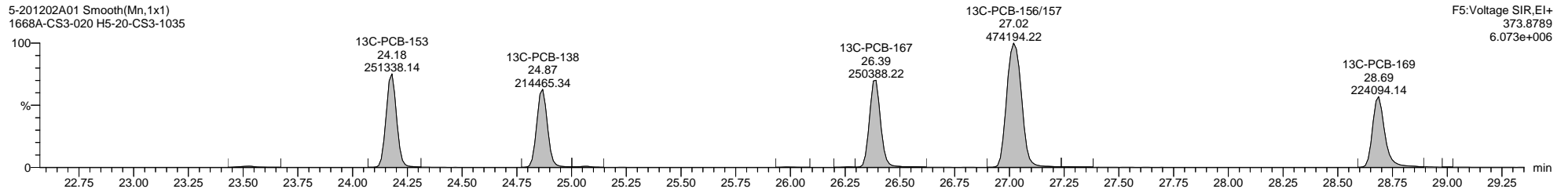
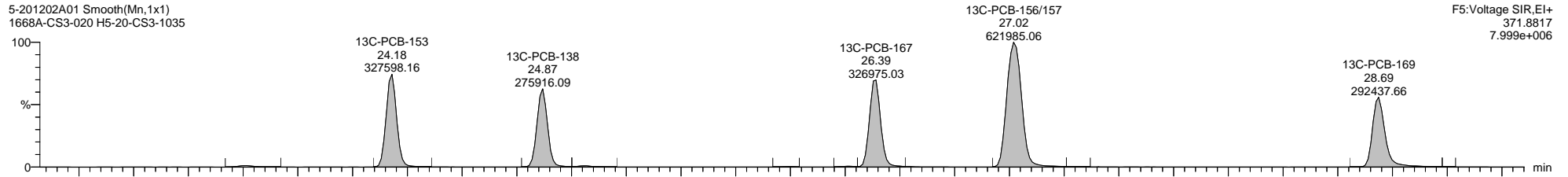
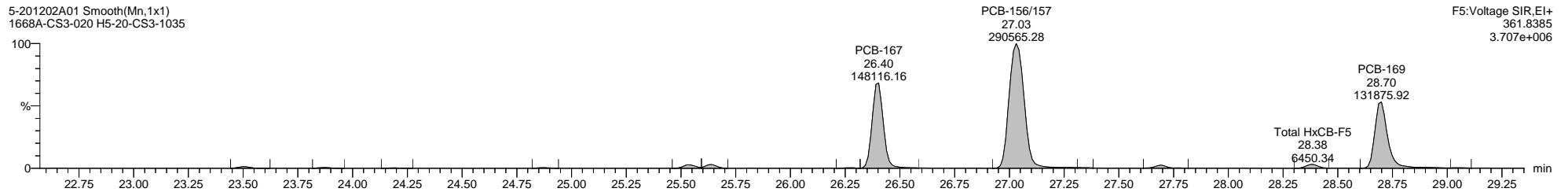
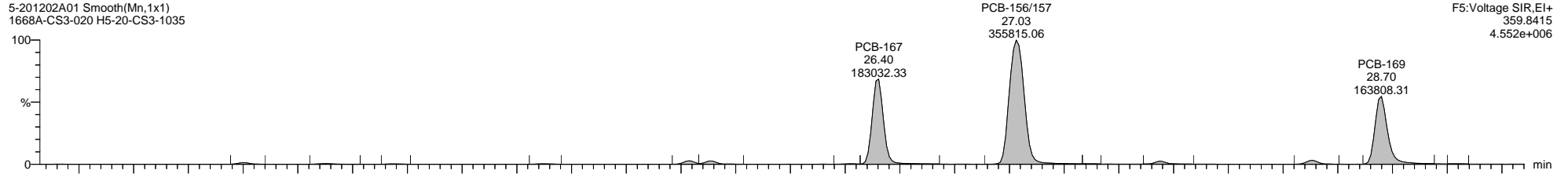
Quantify Sample Template Report MassLynx MassLynx V4.1 SCN 901

Dataset: C:\MassLynx\PCB.PRO\Results\Local\2020-ARCHIVE\2020-December\5-201202A-ICAL.qld

Last Altered: Wednesday, December 02, 2020 16:02:34 Eastern Standard Time

Printed: Wednesday, April 28, 2021 10:50:51 Eastern Daylight Time

Name: 5-201202A01, Date: 02-Dec-2020, Time: 09:37:44, ID: H5-20-CS3-1035, Description: 1668A-CS3-020, Vial: Tray1:1

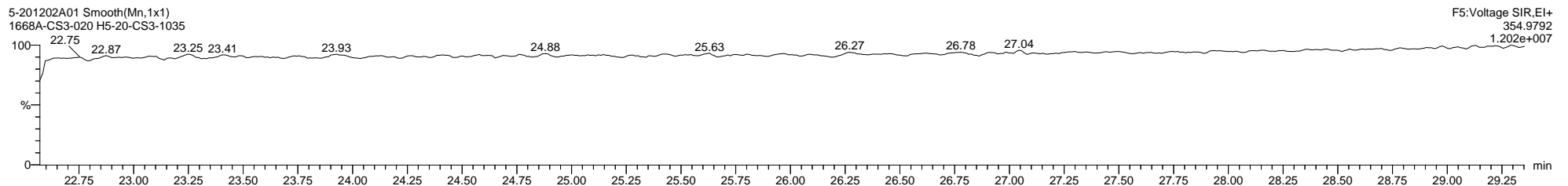
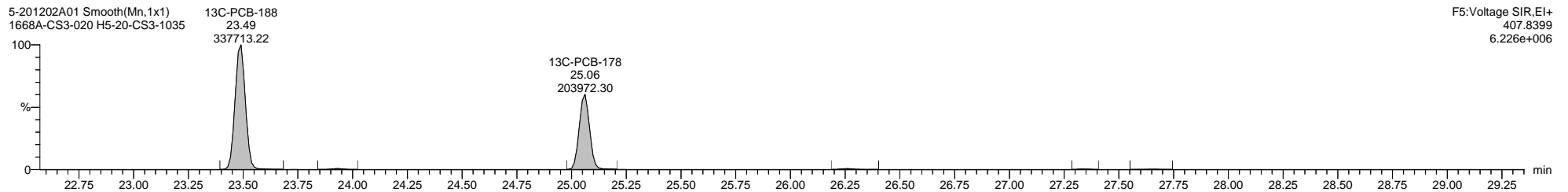
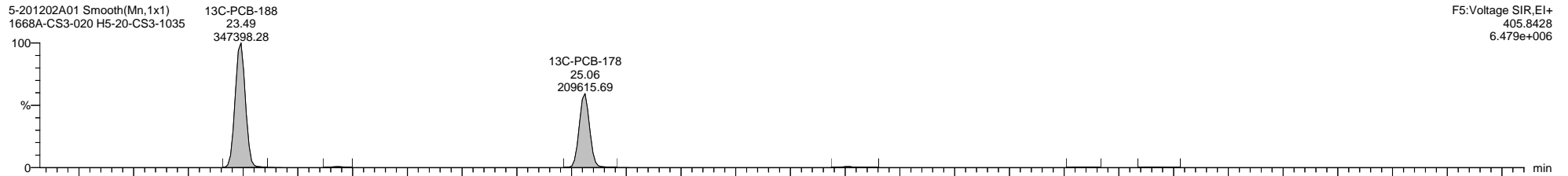
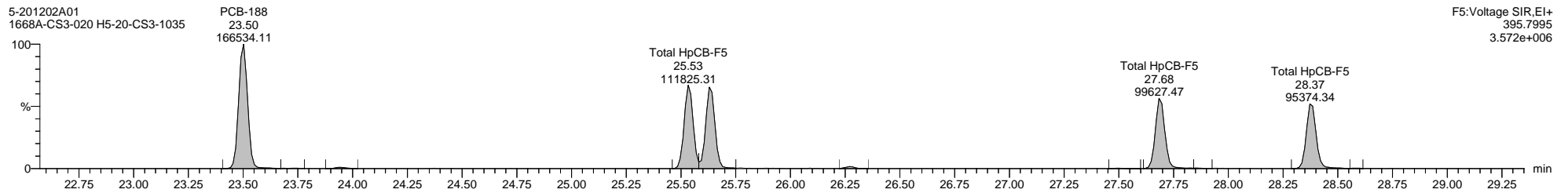
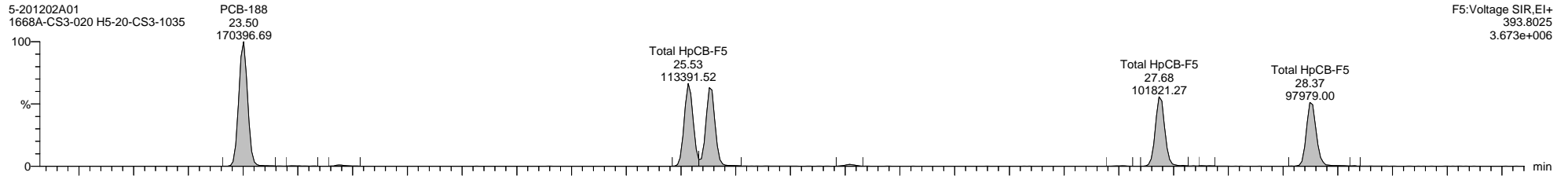


Dataset: C:\MassLynx\PCB.PRO\Results\Local\2020-ARCHIVE\2020-December\5-201202A-ICAL.qld

Last Altered: Wednesday, December 02, 2020 16:02:34 Eastern Standard Time

Printed: Wednesday, April 28, 2021 10:50:51 Eastern Daylight Time

Name: 5-201202A01, Date: 02-Dec-2020, Time: 09:37:44, ID: H5-20-CS3-1035, Description: 1668A-CS3-020, Vial: Tray1:1



Quantify Sample Template Report

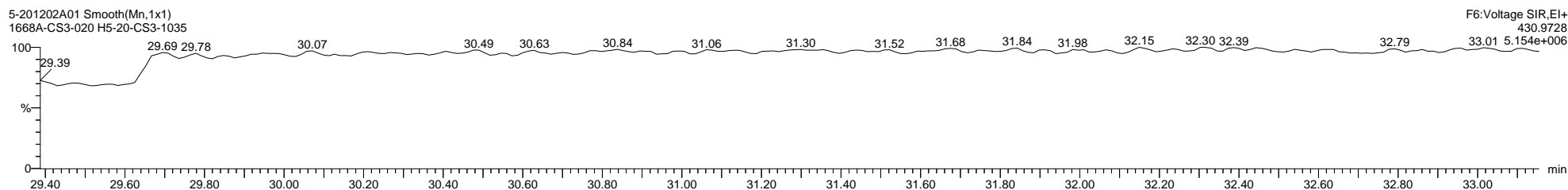
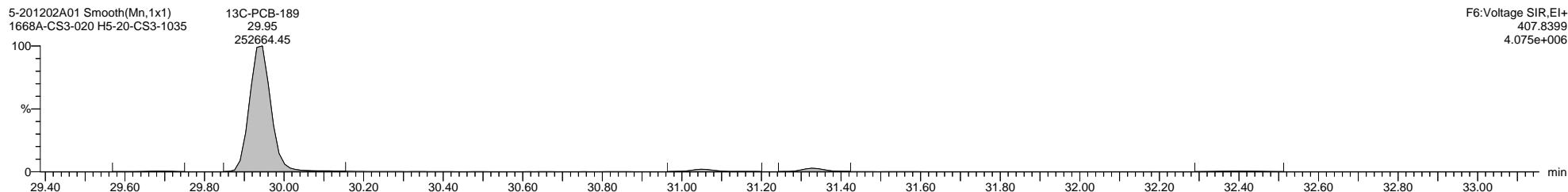
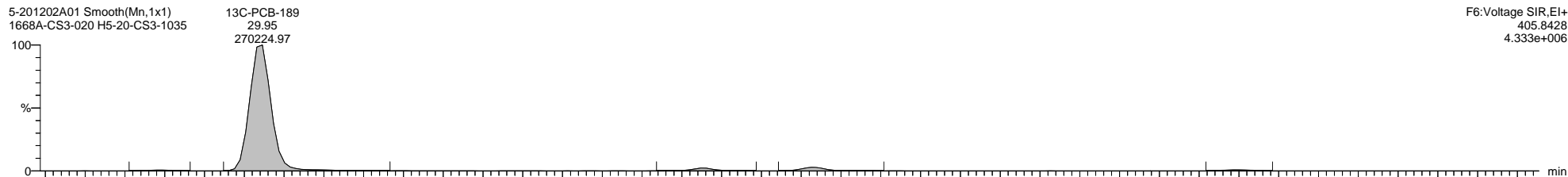
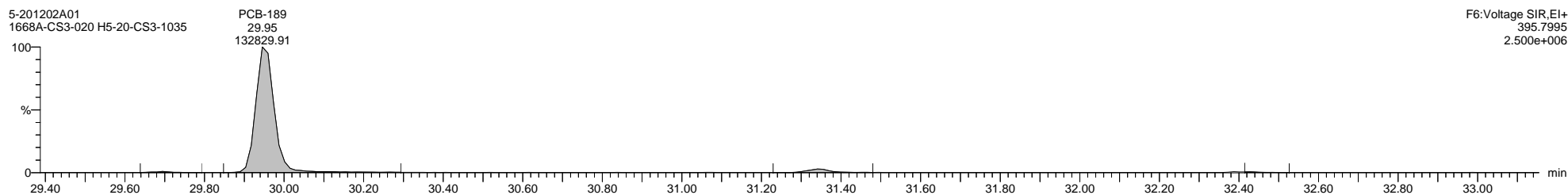
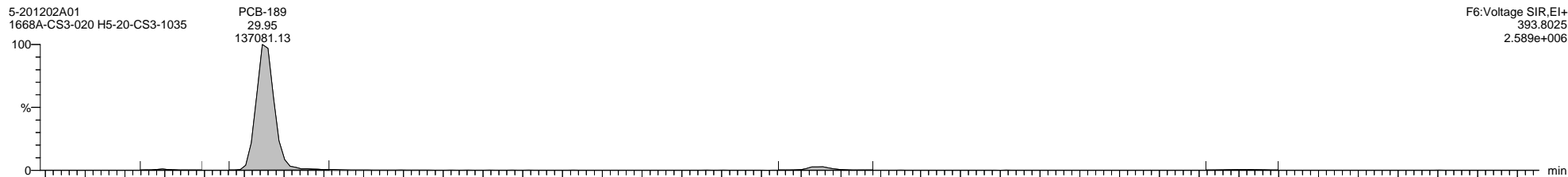
MassLynx MassLynx V4.1 SCN 901

Dataset: C:\MassLynx\PCB.PRO\Results\Local\2020-ARCHIVE\2020-December\5-201202A-ICAL.qld

Last Altered: Wednesday, December 02, 2020 16:02:34 Eastern Standard Time

Printed: Wednesday, April 28, 2021 10:50:51 Eastern Daylight Time

Name: 5-201202A01, Date: 02-Dec-2020, Time: 09:37:44, ID: H5-20-CS3-1035, Description: 1668A-CS3-020, Vial: Tray1:1



Quantify Sample Template Report

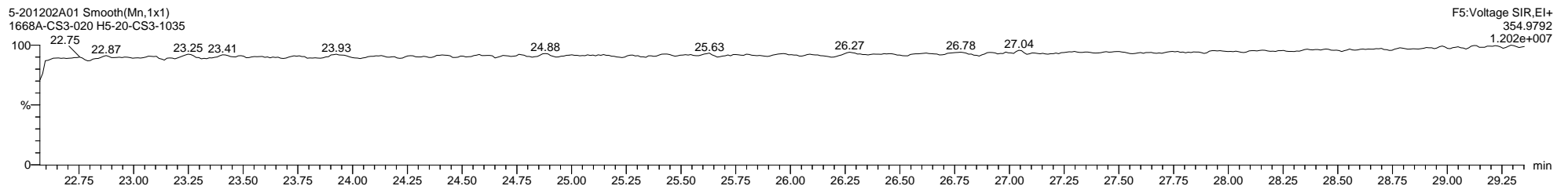
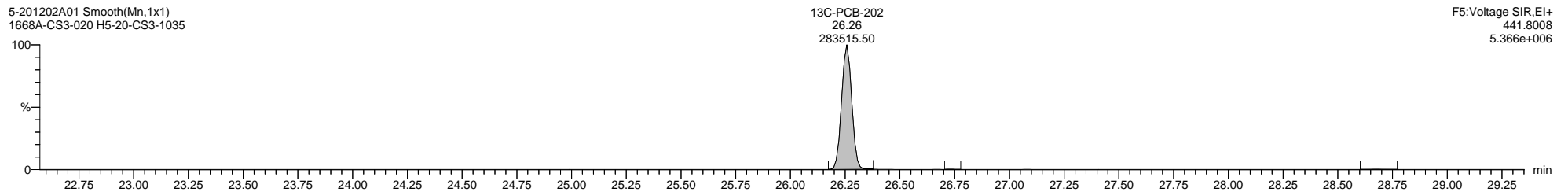
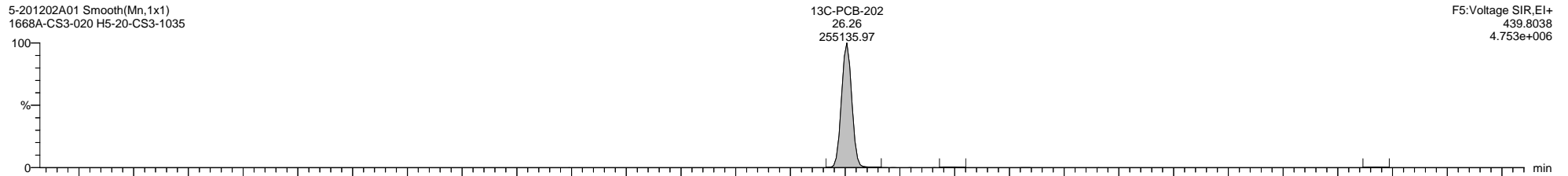
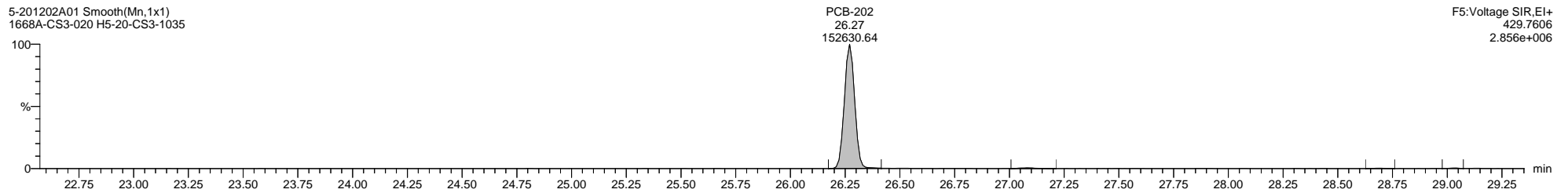
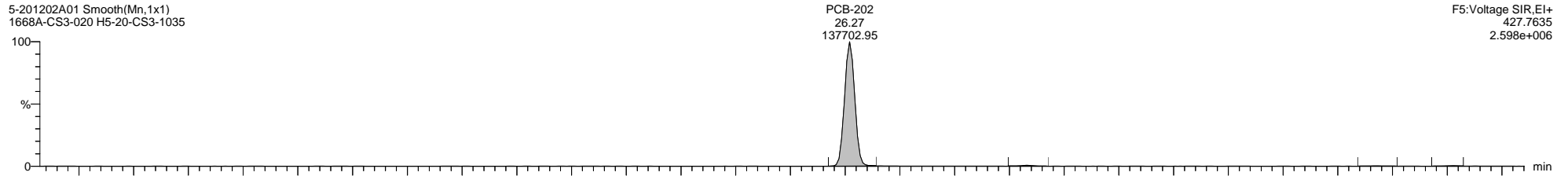
MassLynx MassLynx V4.1 SCN 901

Dataset: C:\MassLynx\PCB.PRO\Results\Local\2020-ARCHIVE\2020-December\5-201202A-ICAL.qld

Last Altered: Wednesday, December 02, 2020 16:02:34 Eastern Standard Time

Printed: Wednesday, April 28, 2021 10:50:51 Eastern Daylight Time

Name: 5-201202A01, Date: 02-Dec-2020, Time: 09:37:44, ID: H5-20-CS3-1035, Description: 1668A-CS3-020, Vial: Tray1:1

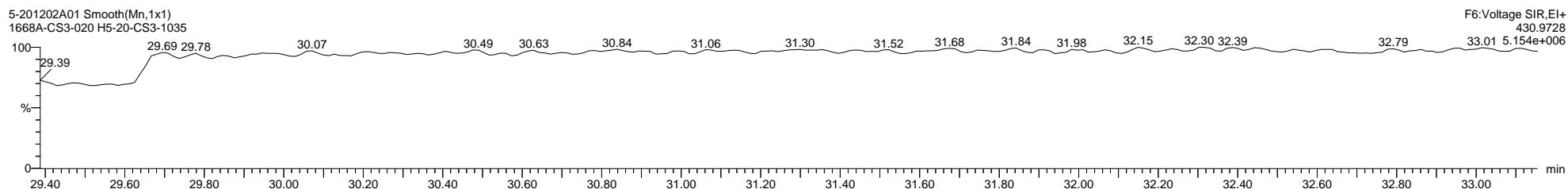
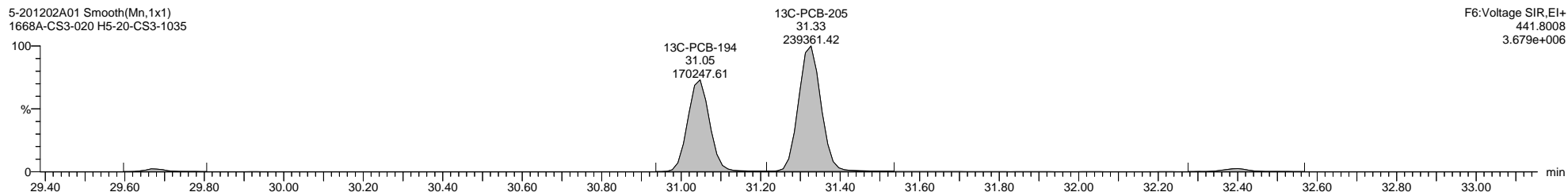
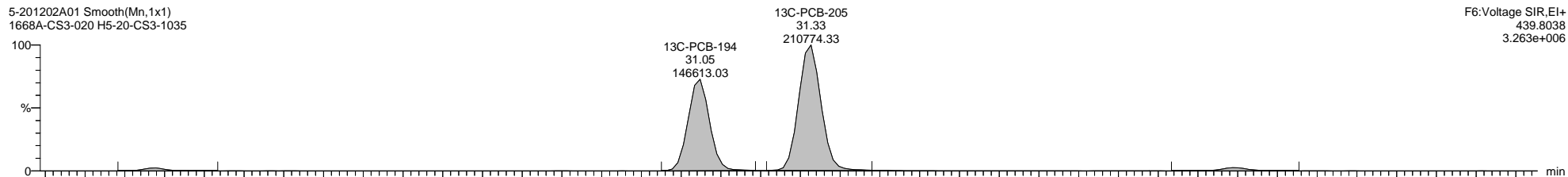
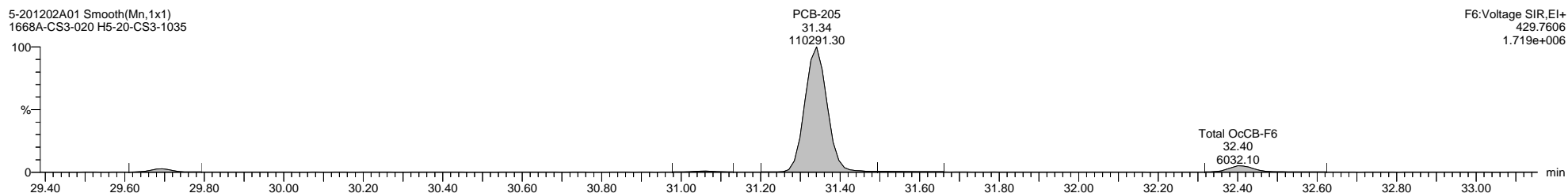
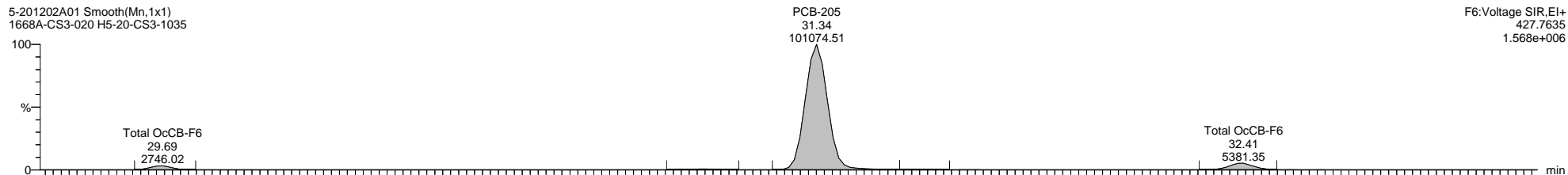


Dataset: C:\MassLynx\PCB.PRO\Results\Local\2020-ARCHIVE\2020-December\5-201202A-ICAL.qld

Last Altered: Wednesday, December 02, 2020 16:02:34 Eastern Standard Time

Printed: Wednesday, April 28, 2021 10:50:51 Eastern Daylight Time

Name: 5-201202A01, Date: 02-Dec-2020, Time: 09:37:44, ID: H5-20-CS3-1035, Description: 1668A-CS3-020, Vial: Tray1:1

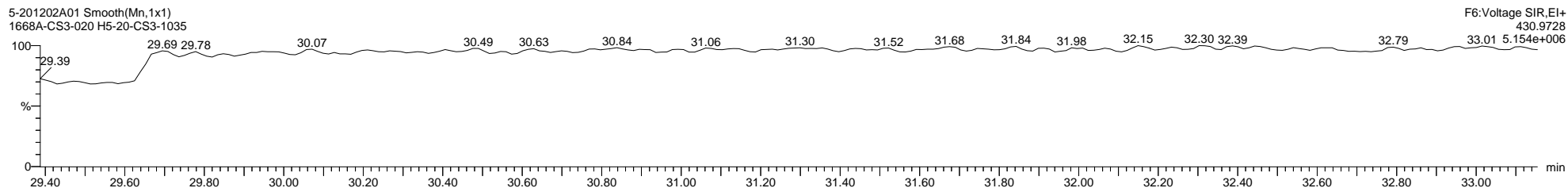
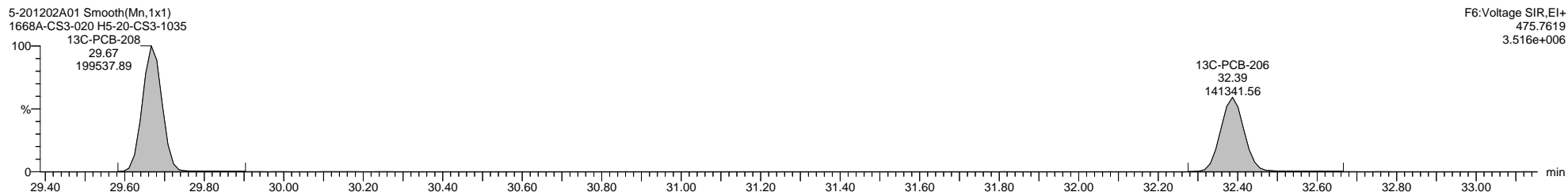
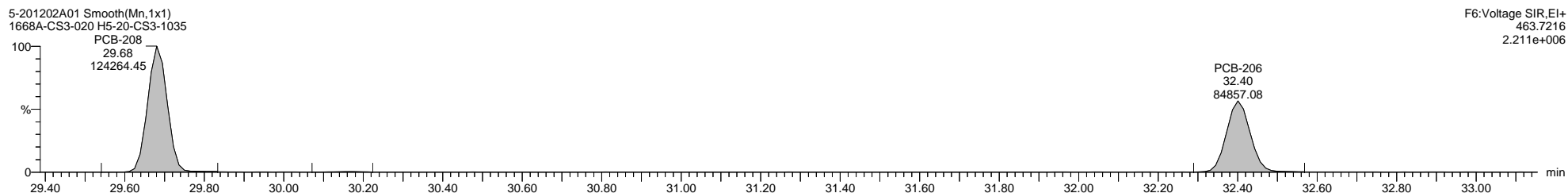



Dataset: C:\MassLynx\PCB.PRO\Results\Local\2020-ARCHIVE\2020-December\5-201202A-ICAL.qld

Last Altered: Wednesday, December 02, 2020 16:02:34 Eastern Standard Time

Printed: Wednesday, April 28, 2021 10:50:51 Eastern Daylight Time

Name: 5-201202A01, Date: 02-Dec-2020, Time: 09:37:44, ID: H5-20-CS3-1035, Description: 1668A-CS3-020, Vial: Tray1:1

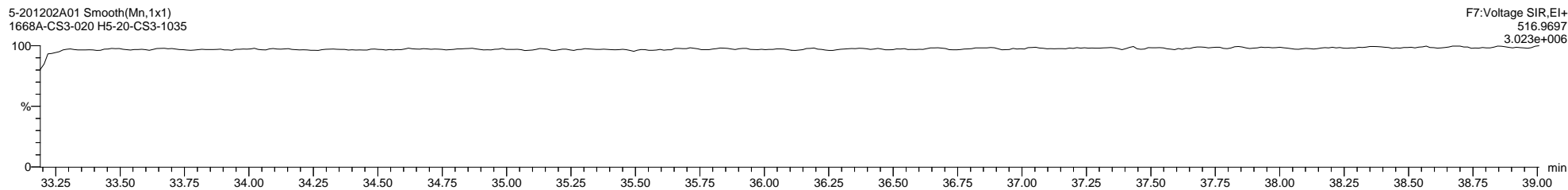
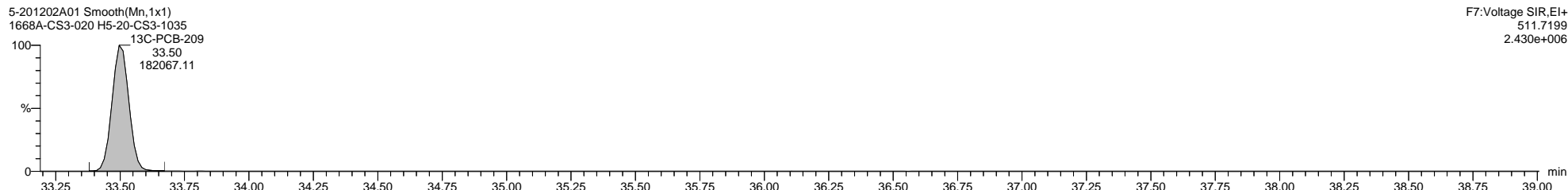
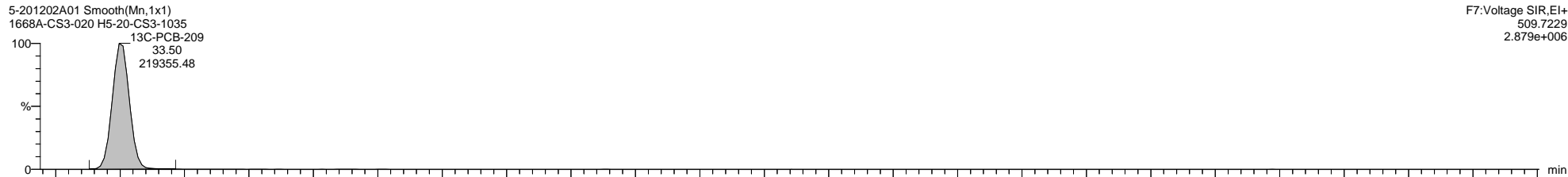
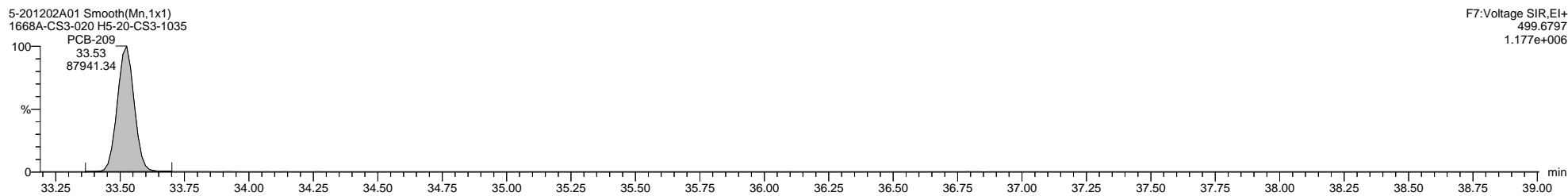



Dataset: C:\MassLynx\PCB.PRO\Results\Local\2020-ARCHIVE\2020-December\5-201202A-ICAL.qld

Last Altered: Wednesday, December 02, 2020 16:02:34 Eastern Standard Time

Printed: Wednesday, April 28, 2021 10:50:51 Eastern Daylight Time

Name: 5-201202A01, Date: 02-Dec-2020, Time: 09:37:44, ID: H5-20-CS3-1035, Description: 1668A-CS3-020, Vial: Tray1:1



Quantify Sample Template Report

MassLynx MassLynx V4.1 SCN 901

Dataset: C:\MassLynx\PCB.PRO\Results\Local\2020-ARCHIVE\2020-December\5-201202A-ICAL.qld

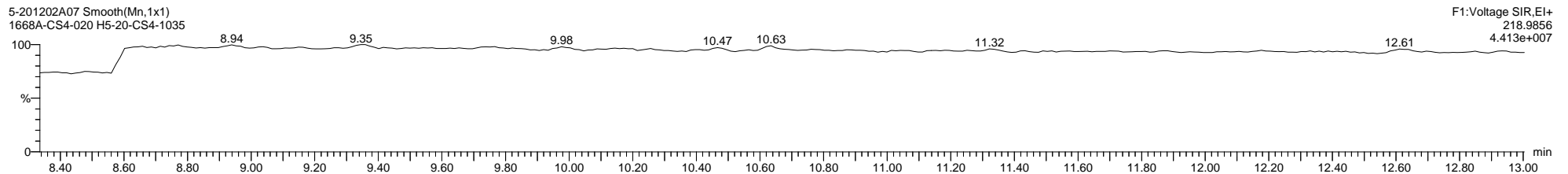
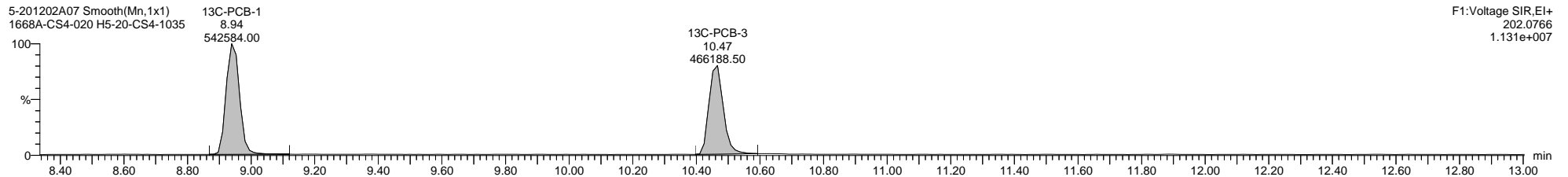
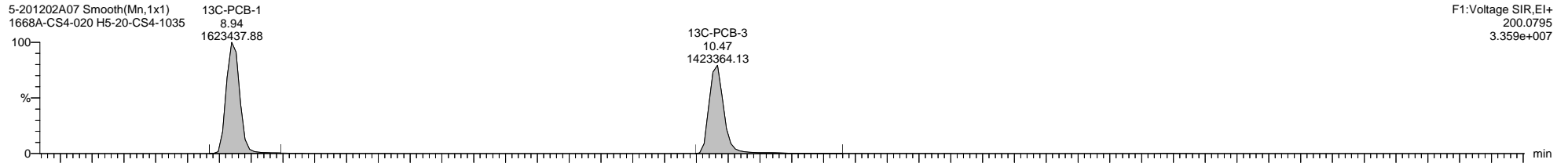
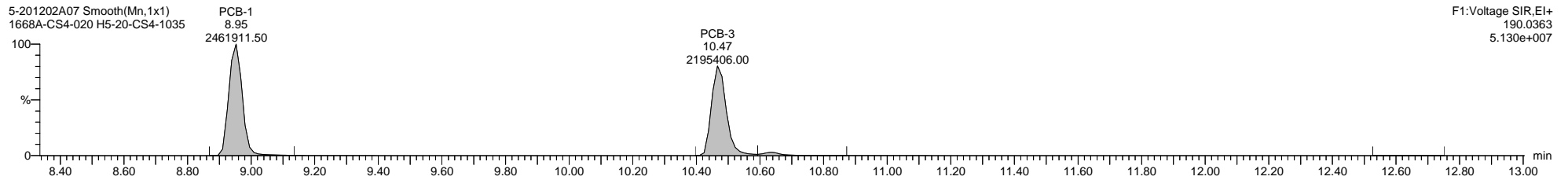
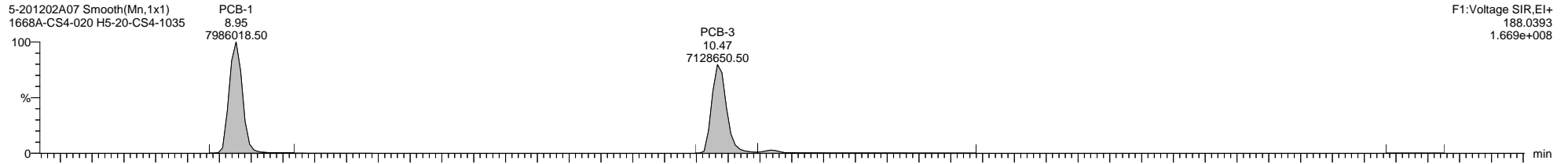
Last Altered: Wednesday, December 02, 2020 16:02:34 Eastern Standard Time

Printed: Wednesday, April 28, 2021 10:50:51 Eastern Daylight Time

Method: C:\MassLynx\PCB.PRO\MethDB\1668-OCTYL-1-ICAL-201030B.mdb 07 Feb 2020 11:57:21

Calibration: C:\MassLynx\PCB.PRO\CurveDB\5-201202A-ICAL.cdb 02 Dec 2020 15:02:34

Name: 5-201202A07, Date: 02-Dec-2020, Time: 12:39:10, ID: H5-20-CS4-1035, Description: 1668A-CS4-020, Vial: Tray1:7





Quantify Sample Template Report

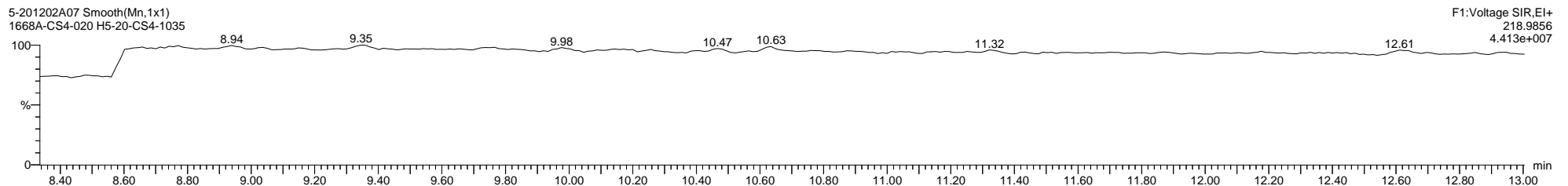
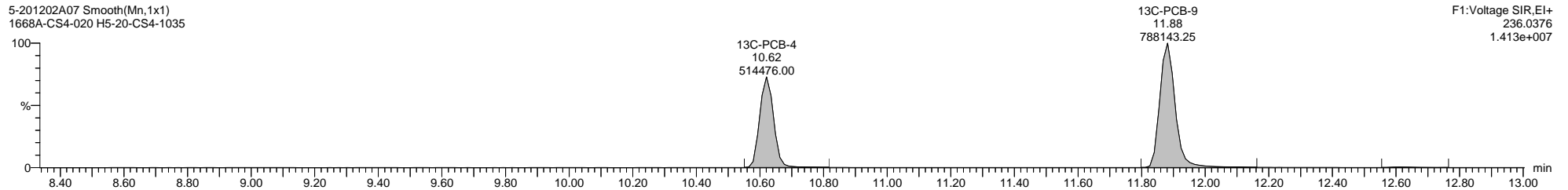
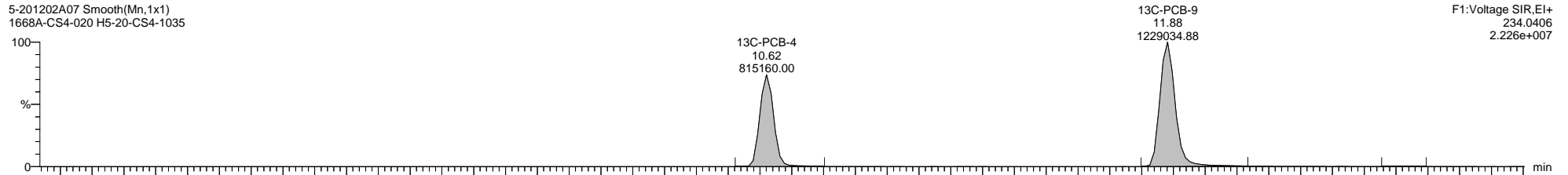
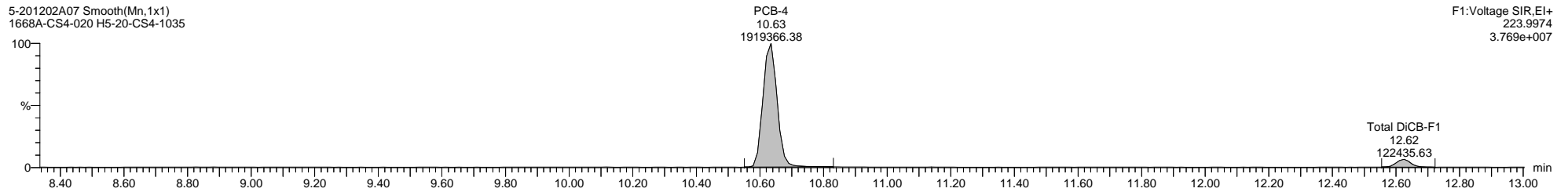
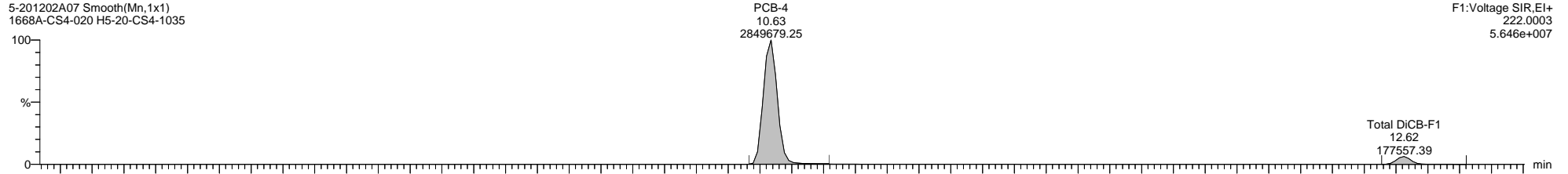
MassLynx MassLynx V4.1 SCN 901

Dataset: C:\MassLynx\PCB.PRO\Results\Local\2020-ARCHIVE\2020-December\5-201202A-ICAL.qld

Last Altered: Wednesday, December 02, 2020 16:02:34 Eastern Standard Time

Printed: Wednesday, April 28, 2021 10:50:51 Eastern Daylight Time

Name: 5-201202A07, Date: 02-Dec-2020, Time: 12:39:10, ID: H5-20-CS4-1035, Description: 1668A-CS4-020, Vial: Tray1:7

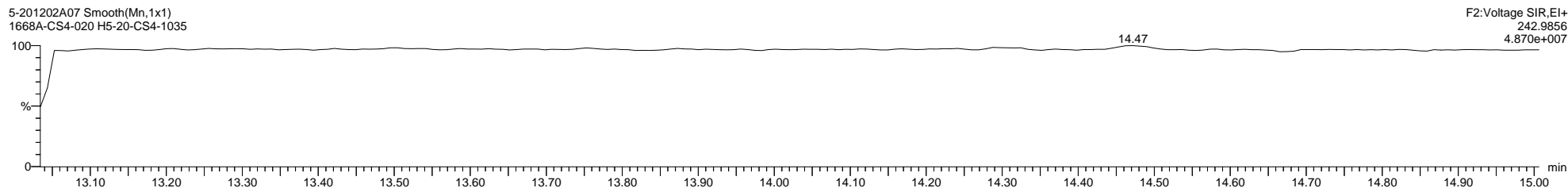
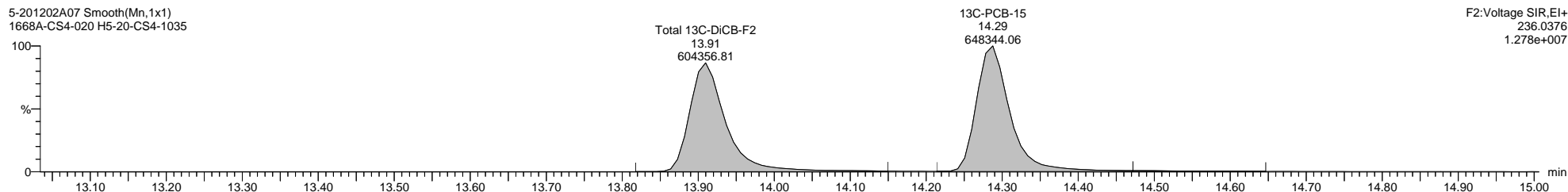
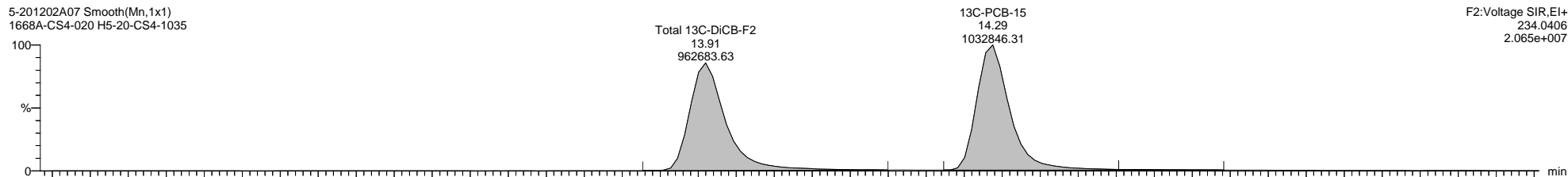
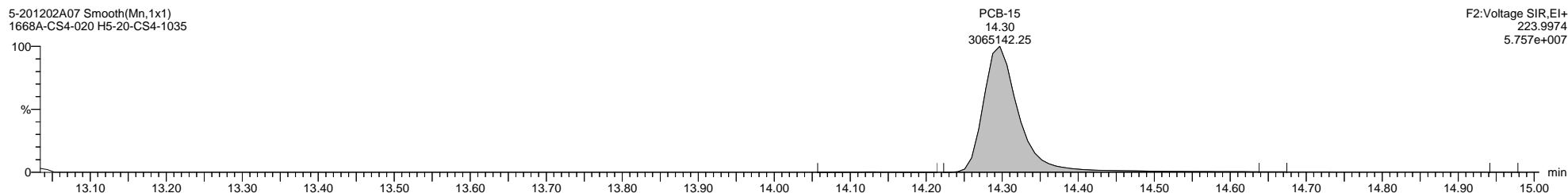



Dataset: C:\MassLynx\PCB.PRO\Results\Local\2020-ARCHIVE\2020-December\5-201202A-ICAL.qld

Last Altered: Wednesday, December 02, 2020 16:02:34 Eastern Standard Time

Printed: Wednesday, April 28, 2021 10:50:51 Eastern Daylight Time

Name: 5-201202A07, Date: 02-Dec-2020, Time: 12:39:10, ID: H5-20-CS4-1035, Description: 1668A-CS4-020, Vial: Tray1:7



Quantify Sample Template Report

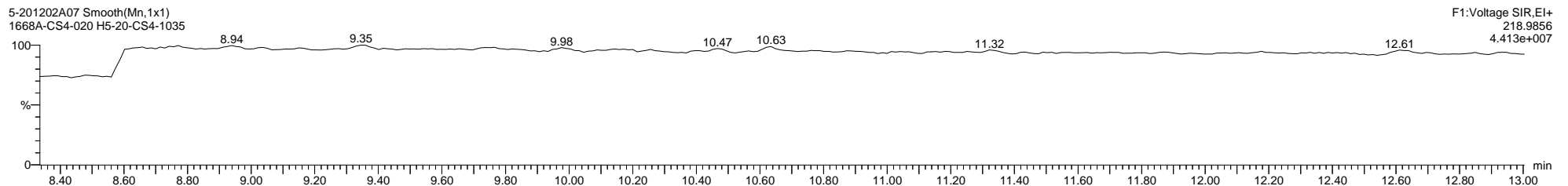
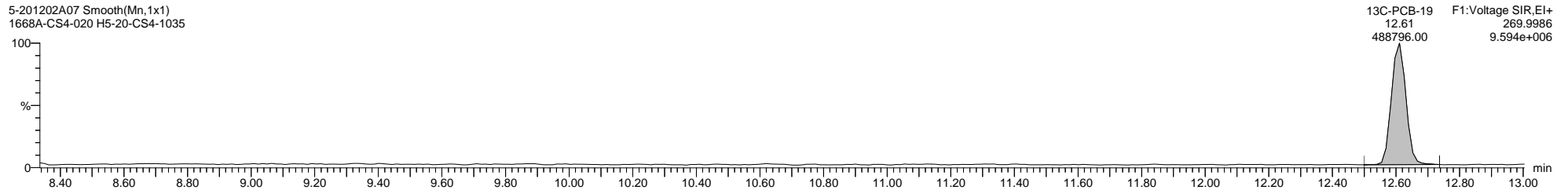

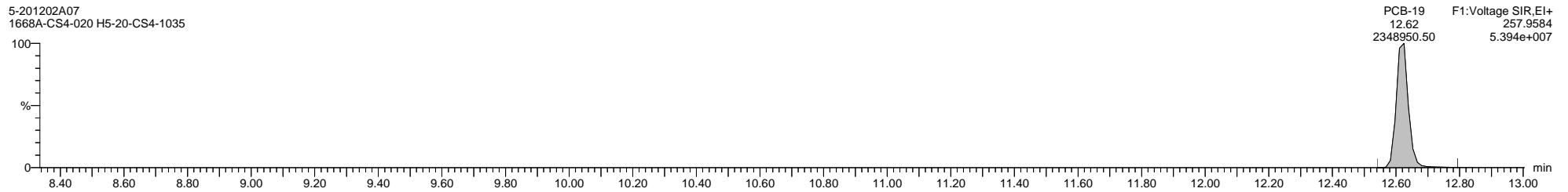

MassLynx MassLynx V4.1 SCN 901

Dataset: C:\MassLynx\PCB.PRO\Results\Local\2020-ARCHIVE\2020-December\5-201202A-ICAL.qld

Last Altered: Wednesday, December 02, 2020 16:02:34 Eastern Standard Time

Printed: Wednesday, April 28, 2021 10:50:51 Eastern Daylight Time

Name: 5-201202A07, Date: 02-Dec-2020, Time: 12:39:10, ID: H5-20-CS4-1035, Description: 1668A-CS4-020, Vial: Tray1:7



Quantify Sample Template Report

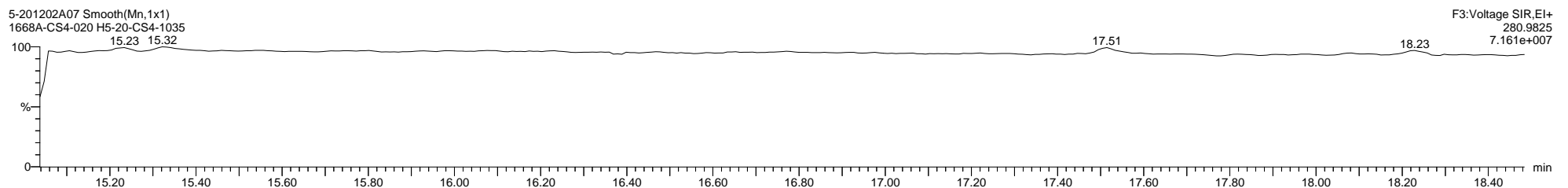
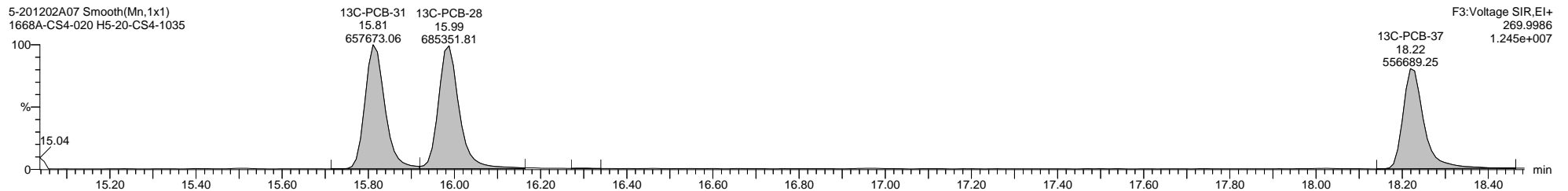

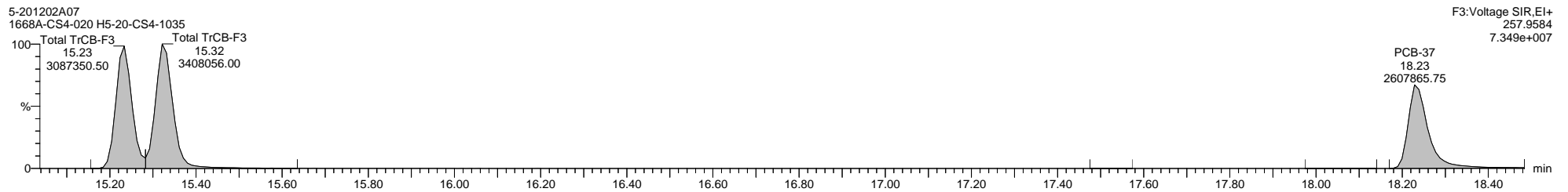

MassLynx MassLynx V4.1 SCN 901

Dataset: C:\MassLynx\PCB.PRO\Results\Local\2020-ARCHIVE\2020-December\5-201202A-ICAL.qld

Last Altered: Wednesday, December 02, 2020 16:02:34 Eastern Standard Time

Printed: Wednesday, April 28, 2021 10:50:51 Eastern Daylight Time

Name: 5-201202A07, Date: 02-Dec-2020, Time: 12:39:10, ID: H5-20-CS4-1035, Description: 1668A-CS4-020, Vial: Tray1:7




Dataset: C:\MassLynx\PCB.PRO\Results\Local\2020-ARCHIVE\2020-December\5-201202A-ICAL.qld

Last Altered: Wednesday, December 02, 2020 16:02:34 Eastern Standard Time

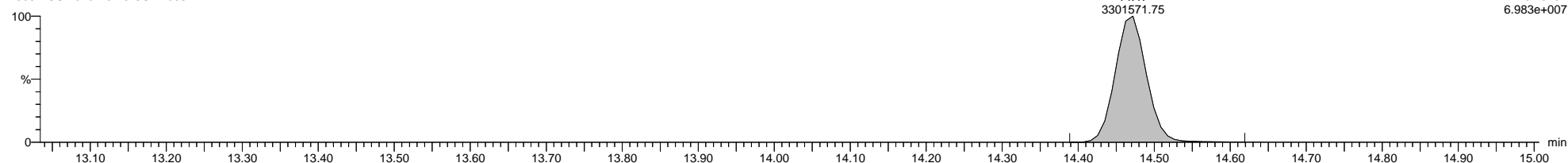
Printed: Wednesday, April 28, 2021 10:50:51 Eastern Daylight Time

Name: 5-201202A07, Date: 02-Dec-2020, Time: 12:39:10, ID: H5-20-CS4-1035, Description: 1668A-CS4-020, Vial: Tray1:7


5-201202A07 Smooth(Mn,1x1)  
1668A-CS4-020 H5-20-CS4-1035



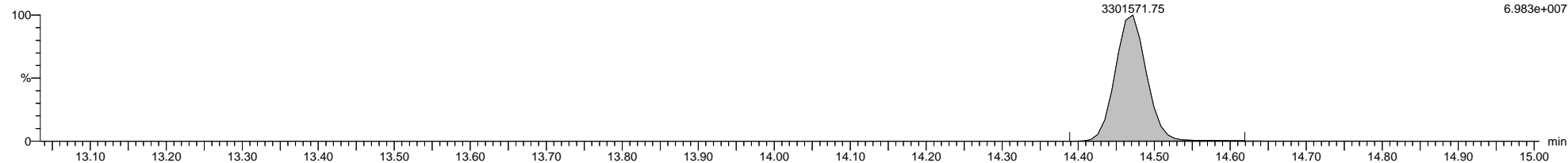
5-201202A07 Smooth(Mn,1x1)  
1668A-CS4-020 H5-20-CS4-1035



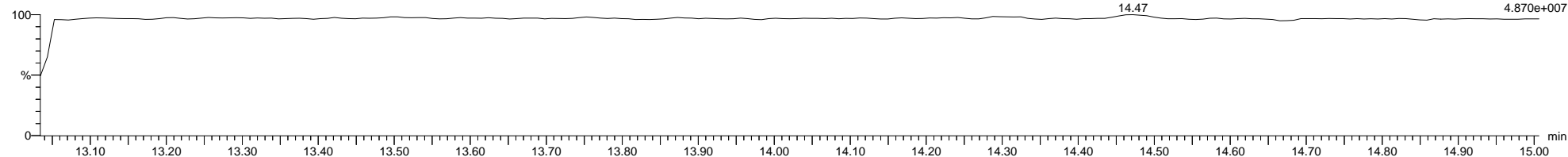
5-201202A07 Smooth(Mn,1x1)  
1668A-CS4-020 H5-20-CS4-1035



5-201202A07 Smooth(Mn,1x1)  
1668A-CS4-020 H5-20-CS4-1035



5-201202A07 Smooth(Mn,1x1)  
1668A-CS4-020 H5-20-CS4-1035



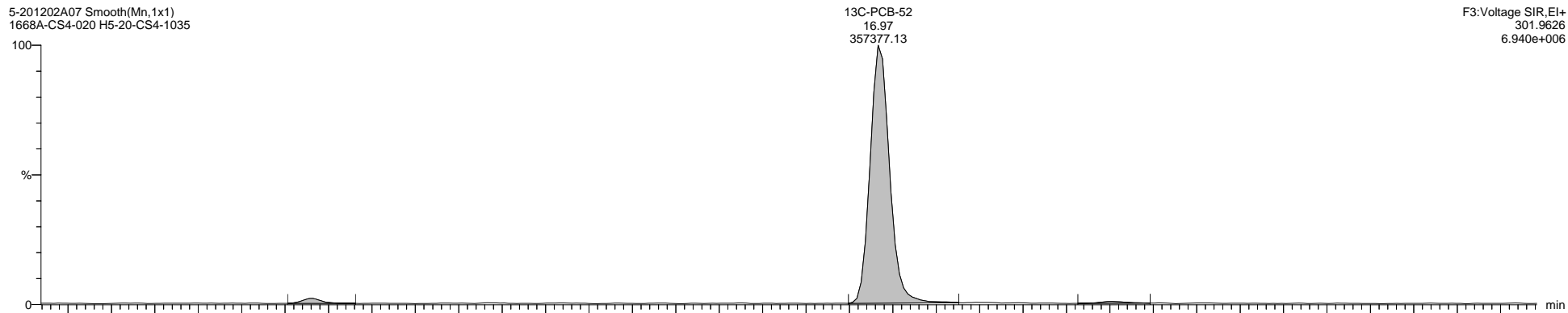
Dataset: C:\MassLynx\PCB.PRO\Results\Local\2020-ARCHIVE\2020-December\5-201202A-ICAL.qld

Last Altered: Wednesday, December 02, 2020 16:02:34 Eastern Standard Time

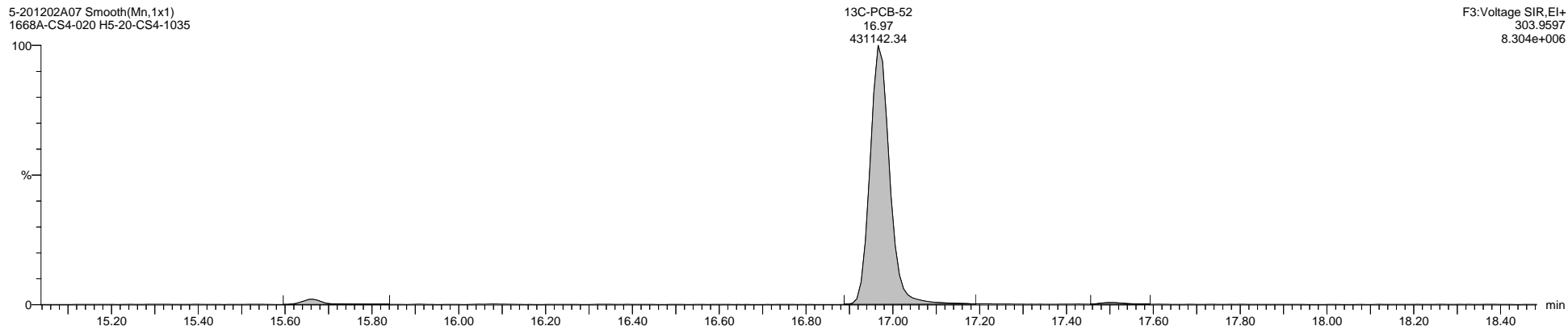
Printed: Wednesday, April 28, 2021 10:50:51 Eastern Daylight Time

Name: 5-201202A07, Date: 02-Dec-2020, Time: 12:39:10, ID: H5-20-CS4-1035, Description: 1668A-CS4-020, Vial: Tray1:7

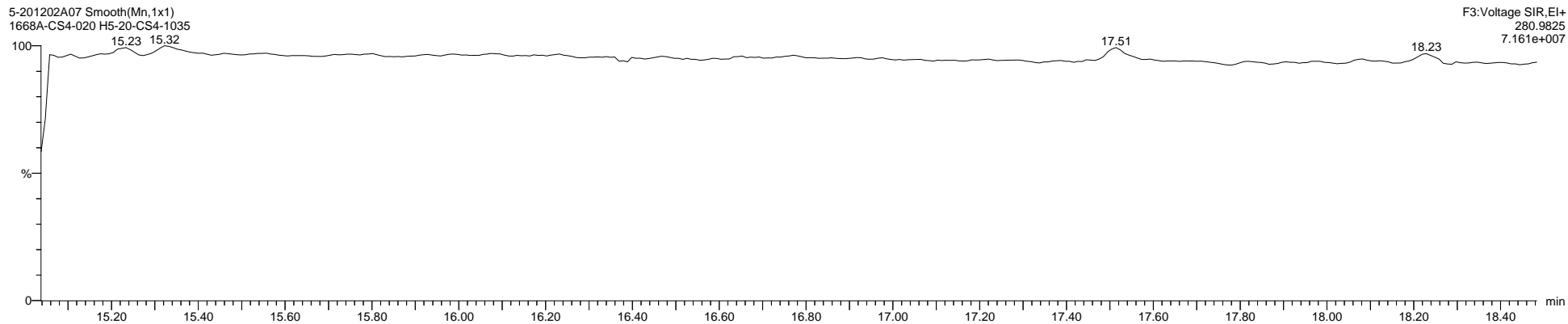
5-201202A07 Smooth(Mn,1x1)  
1668A-CS4-020 H5-20-CS4-1035



5-201202A07 Smooth(Mn,1x1)  
1668A-CS4-020 H5-20-CS4-1035



5-201202A07 Smooth(Mn,1x1)  
1668A-CS4-020 H5-20-CS4-1035



Quantify Sample Template Report

MassLynx MassLynx V4.1 SCN 901


Dataset: C:\MassLynx\PCB.PRO\Results\Local\2020-ARCHIVE\2020-December\5-201202A-ICAL.qld

Last Altered: Wednesday, December 02, 2020 16:02:34 Eastern Standard Time

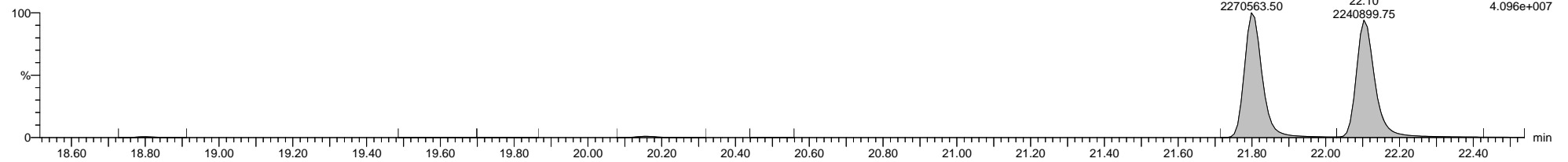
Printed: Wednesday, April 28, 2021 10:50:51 Eastern Daylight Time

Name: 5-201202A07, Date: 02-Dec-2020, Time: 12:39:10, ID: H5-20-CS4-1035, Description: 1668A-CS4-020, Vial: Tray1:7

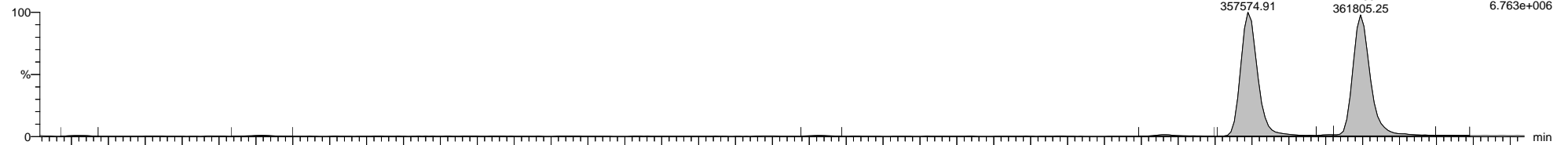
5-201202A07 Smooth(Mn,1x1)  
1668A-CS4-020 H5-20-CS4-1035



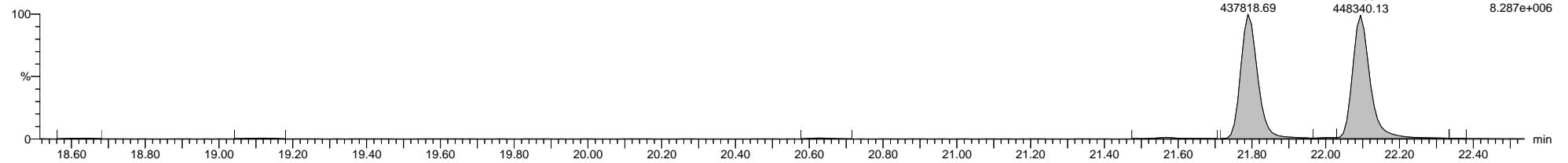
5-201202A07 Smooth(Mn,1x1)  
1668A-CS4-020 H5-20-CS4-1035



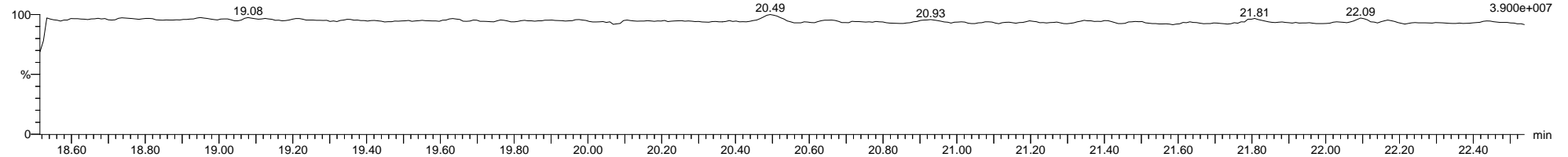
5-201202A07 Smooth(Mn,1x1)  
1668A-CS4-020 H5-20-CS4-1035



5-201202A07 Smooth(Mn,1x1)  
1668A-CS4-020 H5-20-CS4-1035



5-201202A07 Smooth(Mn,1x1)  
1668A-CS4-020 H5-20-CS4-1035




Dataset: C:\MassLynx\PCB.PRO\Results\Local\2020-ARCHIVE\2020-December\5-201202A-ICAL.qld

Last Altered: Wednesday, December 02, 2020 16:02:34 Eastern Standard Time

Printed: Wednesday, April 28, 2021 10:50:51 Eastern Daylight Time

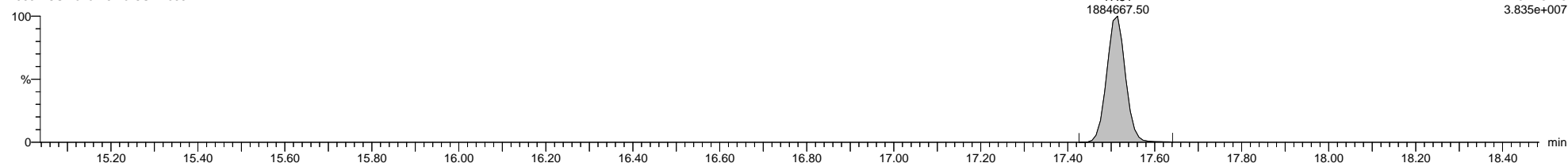
Name: 5-201202A07, Date: 02-Dec-2020, Time: 12:39:10, ID: H5-20-CS4-1035, Description: 1668A-CS4-020, Vial: Tray1:7

5-201202A07 Smooth(Mn,1x1)  
1668A-CS4-020 H5-20-CS4-1035




F3:Voltage SIR,EI+  
325.8804  
5.963e+007

5-201202A07 Smooth(Mn,1x1)  
1668A-CS4-020 H5-20-CS4-1035



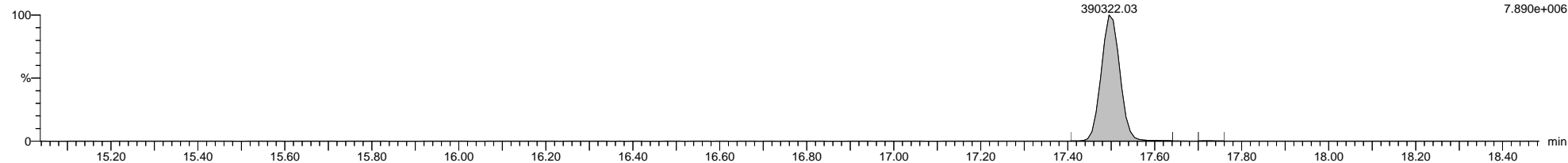
F3:Voltage SIR,EI+  
327.8775  
3.835e+007

5-201202A07 Smooth(Mn,1x1)  
1668A-CS4-020 H5-20-CS4-1035



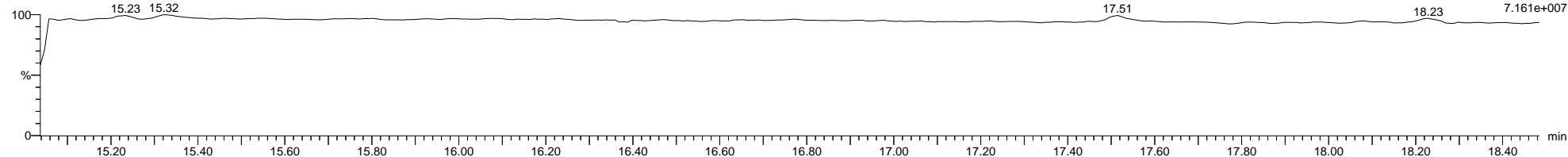
F3:Voltage SIR,EI+  
337.9207  
1.224e+007

5-201202A07 Smooth(Mn,1x1)  
1668A-CS4-020 H5-20-CS4-1035



F3:Voltage SIR,EI+  
339.918  
7.890e+006

5-201202A07 Smooth(Mn,1x1)  
1668A-CS4-020 H5-20-CS4-1035



F3:Voltage SIR,EI+  
280.9825  
7.161e+007



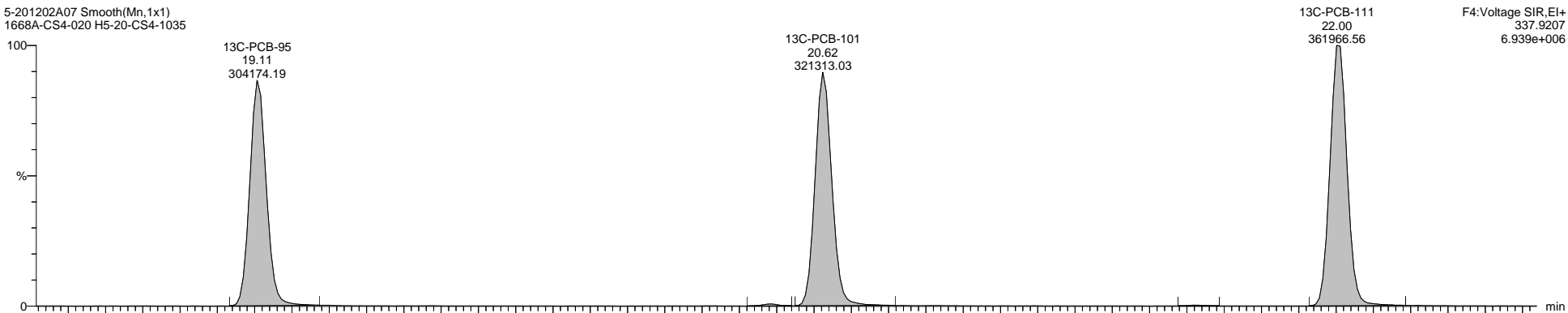
Dataset: C:\MassLynx\PCB.PRO\Results\Local\2020-ARCHIVE\2020-December\5-201202A-ICAL.qld

Last Altered: Wednesday, December 02, 2020 16:02:34 Eastern Standard Time

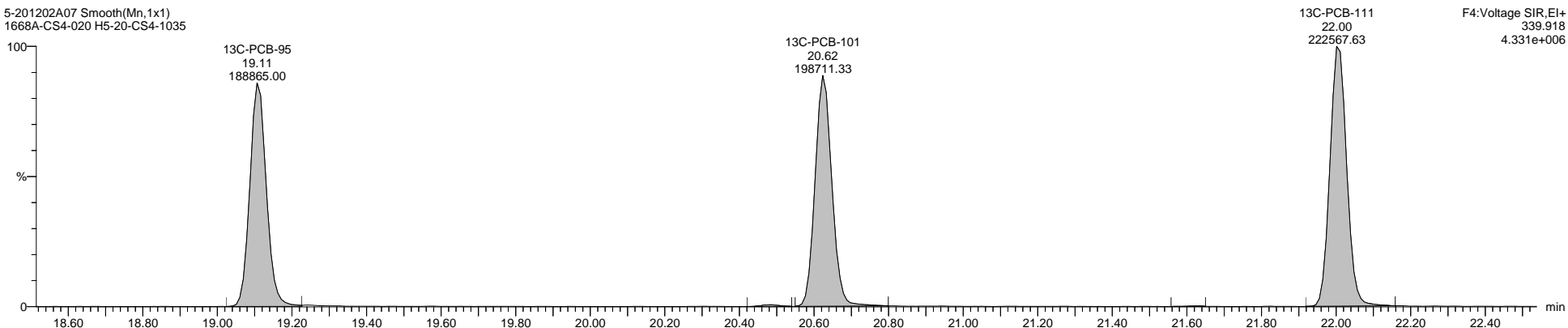
Printed: Wednesday, April 28, 2021 10:50:51 Eastern Daylight Time

Name: 5-201202A07, Date: 02-Dec-2020, Time: 12:39:10, ID: H5-20-CS4-1035, Description: 1668A-CS4-020, Vial: Tray1:7

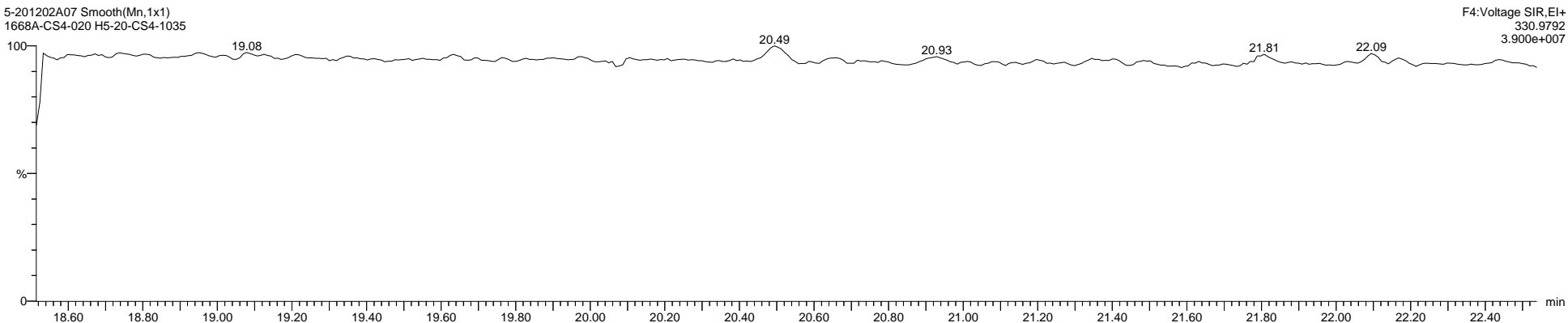
5-201202A07 Smooth(Mn,1x1)  
1668A-CS4-020 H5-20-CS4-1035



5-201202A07 Smooth(Mn,1x1)  
1668A-CS4-020 H5-20-CS4-1035



5-201202A07 Smooth(Mn,1x1)  
1668A-CS4-020 H5-20-CS4-1035



Quantify Sample Template Report

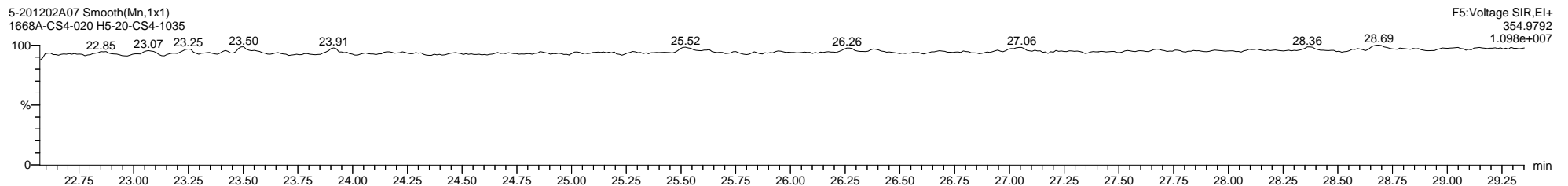
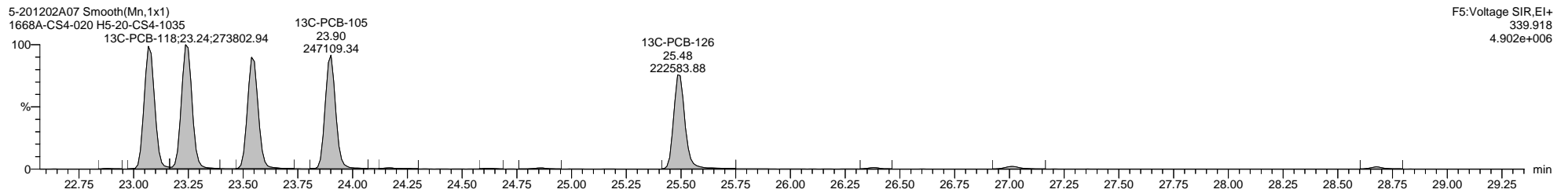
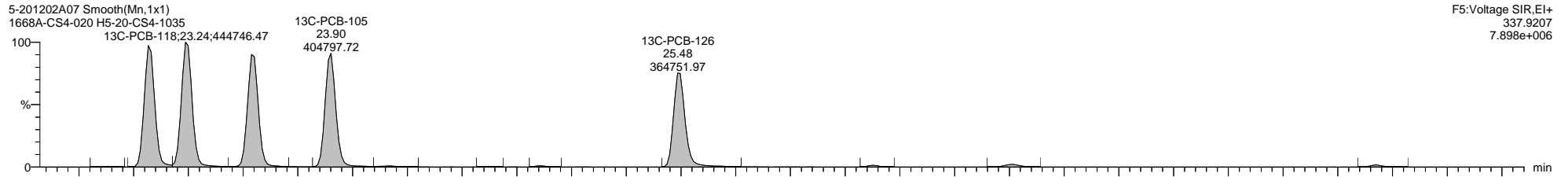
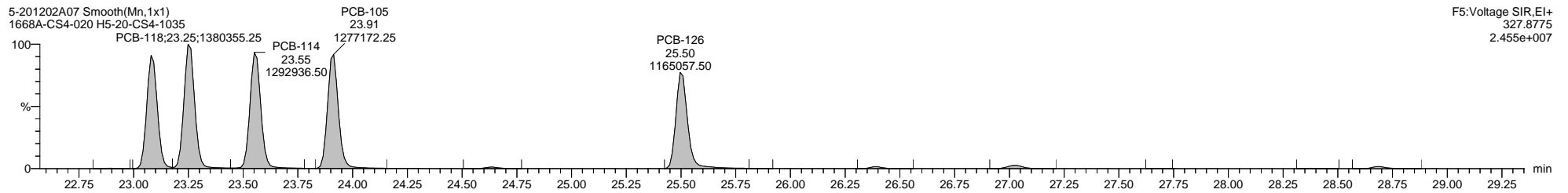
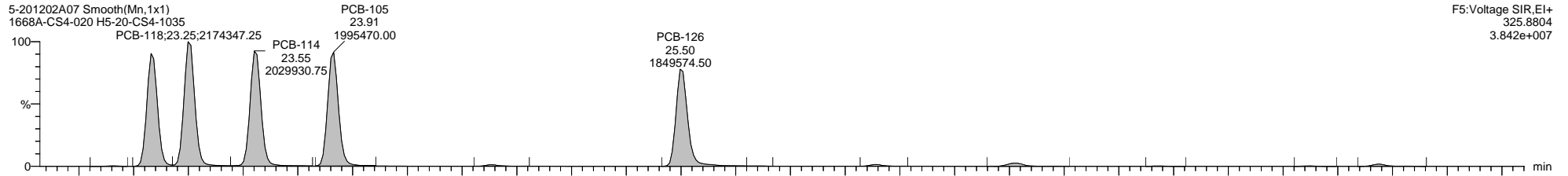
MassLynx MassLynx V4.1 SCN 901

Dataset: C:\MassLynx\PCB.PRO\Results\Local\2020-ARCHIVE\2020-December\5-201202A-ICAL.qld

Last Altered: Wednesday, December 02, 2020 16:02:34 Eastern Standard Time

Printed: Wednesday, April 28, 2021 10:50:51 Eastern Daylight Time

Name: 5-201202A07, Date: 02-Dec-2020, Time: 12:39:10, ID: H5-20-CS4-1035, Description: 1668A-CS4-020, Vial: Tray1:7



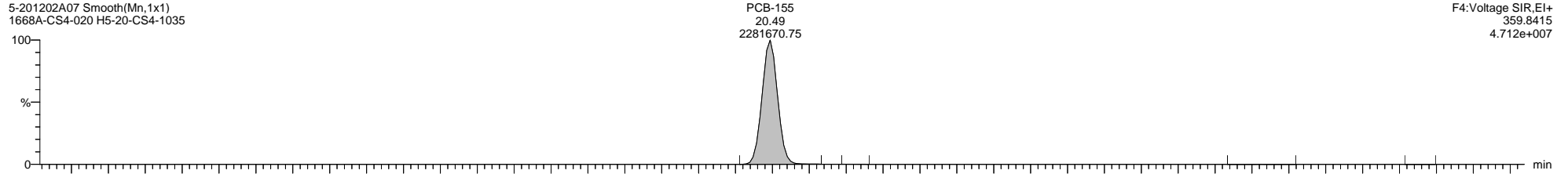
Dataset: C:\MassLynx\PCB.PRO\Results\Local\2020-ARCHIVE\2020-December\5-201202A-ICAL.qld

Last Altered: Wednesday, December 02, 2020 16:02:34 Eastern Standard Time

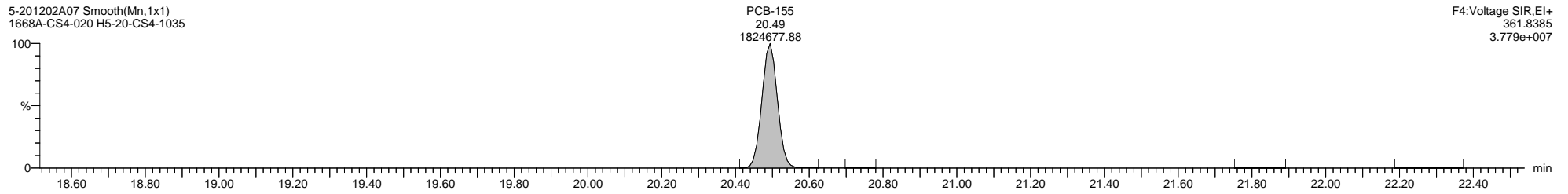
Printed: Wednesday, April 28, 2021 10:50:51 Eastern Daylight Time

Name: 5-201202A07, Date: 02-Dec-2020, Time: 12:39:10, ID: H5-20-CS4-1035, Description: 1668A-CS4-020, Vial: Tray1:7

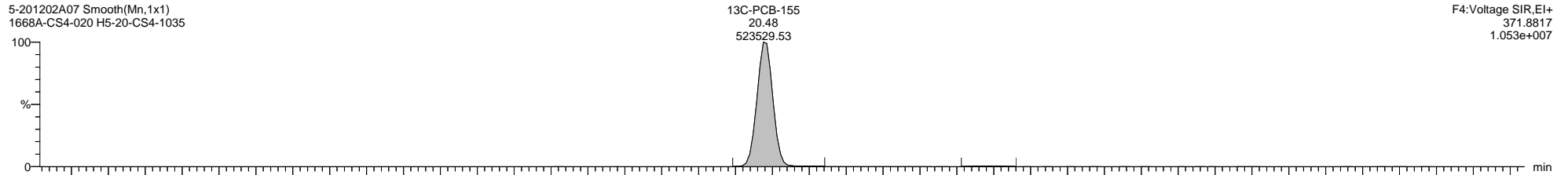
5-201202A07 Smooth(Mn,1x1)  
1668A-CS4-020 H5-20-CS4-1035



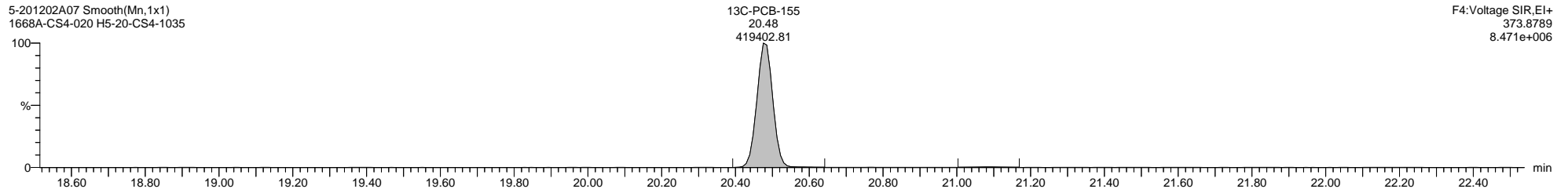
5-201202A07 Smooth(Mn,1x1)  
1668A-CS4-020 H5-20-CS4-1035



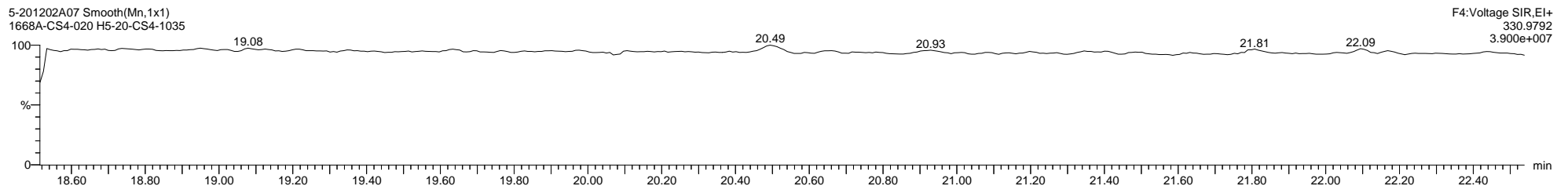
5-201202A07 Smooth(Mn,1x1)  
1668A-CS4-020 H5-20-CS4-1035



5-201202A07 Smooth(Mn,1x1)  
1668A-CS4-020 H5-20-CS4-1035



5-201202A07 Smooth(Mn,1x1)  
1668A-CS4-020 H5-20-CS4-1035



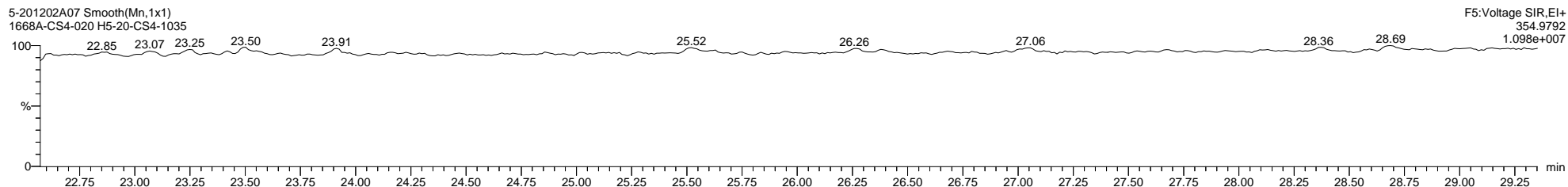
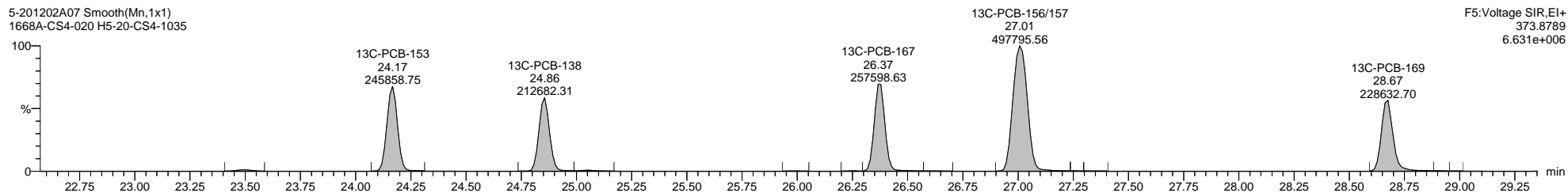
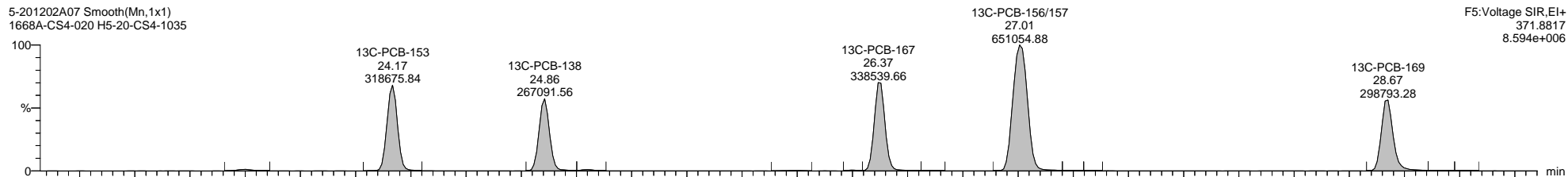
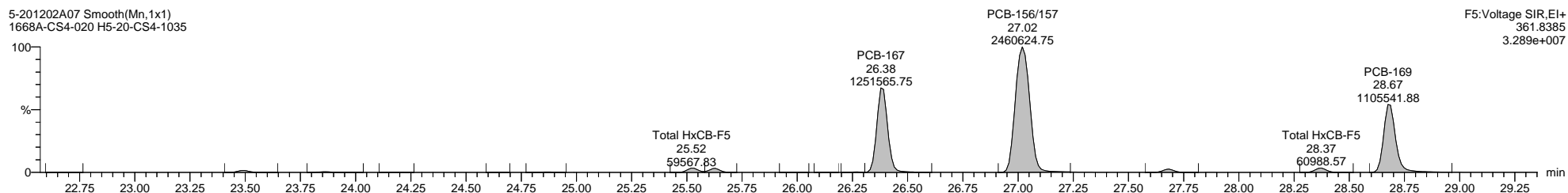

Quantify Sample Template Report MassLynx MassLynx V4.1 SCN 901

Dataset: C:\MassLynx\PCB.PRO\Results\Local\2020-ARCHIVE\2020-December\5-201202A-ICAL.qld

Last Altered: Wednesday, December 02, 2020 16:02:34 Eastern Standard Time

Printed: Wednesday, April 28, 2021 10:50:51 Eastern Daylight Time

Name: 5-201202A07, Date: 02-Dec-2020, Time: 12:39:10, ID: H5-20-CS4-1035, Description: 1668A-CS4-020, Vial: Tray1:7



Quantify Sample Template Report

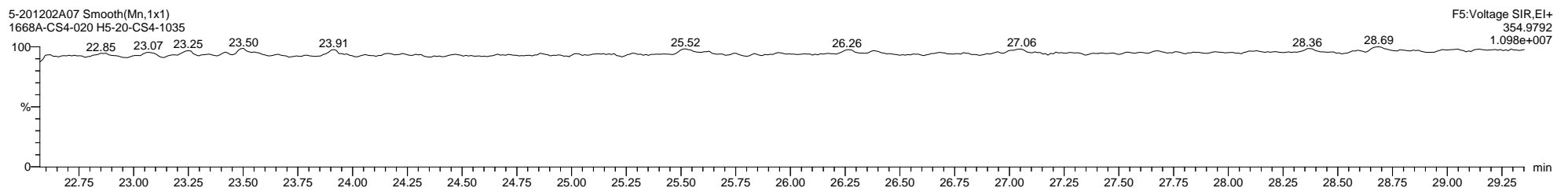
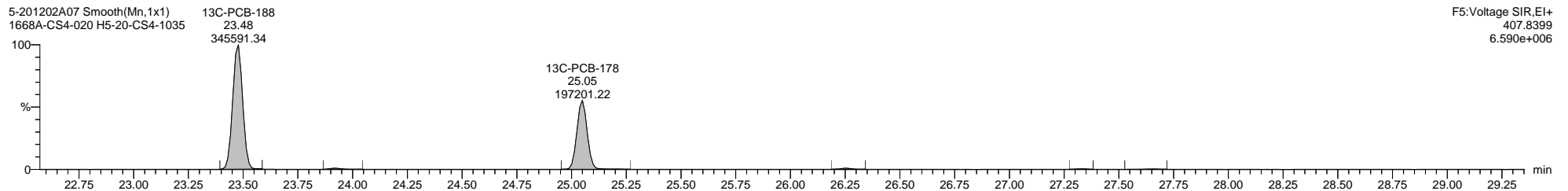
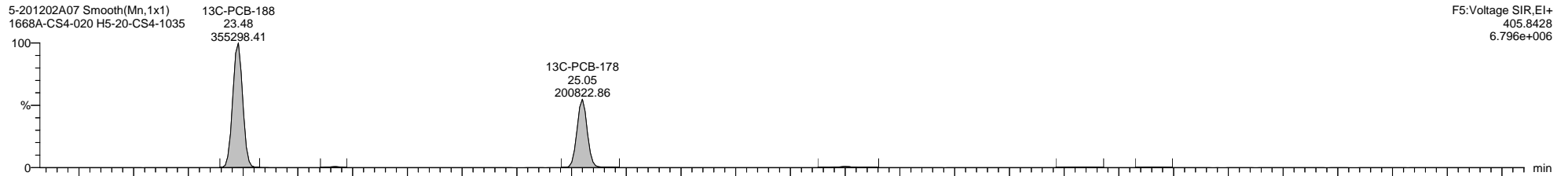
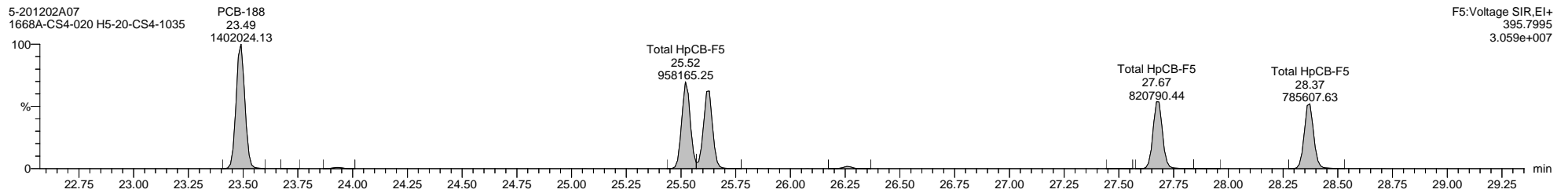
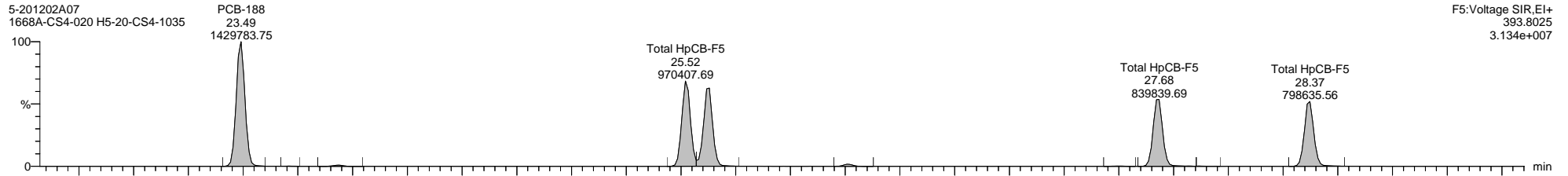
MassLynx MassLynx V4.1 SCN 901

Dataset: C:\MassLynx\PCB.PRO\Results\Local\2020-ARCHIVE\2020-December\5-201202A-ICAL.qld

Last Altered: Wednesday, December 02, 2020 16:02:34 Eastern Standard Time

Printed: Wednesday, April 28, 2021 10:50:51 Eastern Daylight Time

Name: 5-201202A07, Date: 02-Dec-2020, Time: 12:39:10, ID: H5-20-CS4-1035, Description: 1668A-CS4-020, Vial: Tray1:7



Quantify Sample Template Report

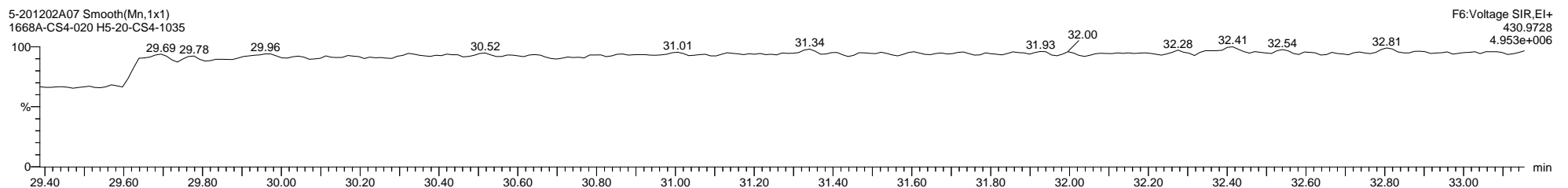
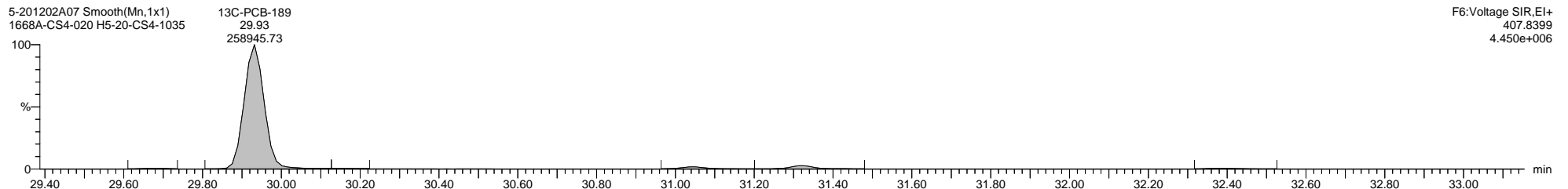
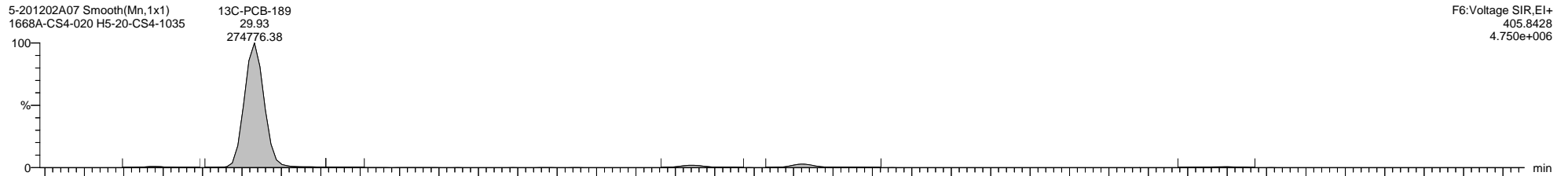
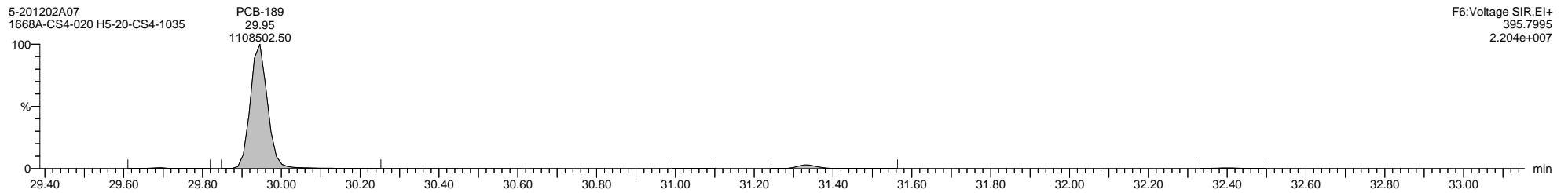
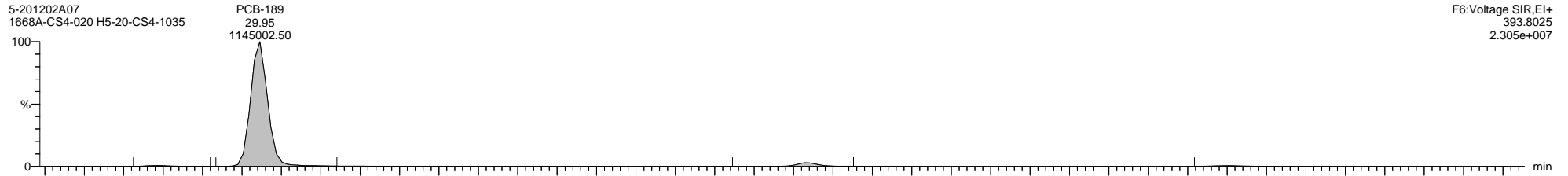
MassLynx MassLynx V4.1 SCN 901

Dataset: C:\MassLynx\PCB.PRO\Results\Local\2020-ARCHIVE\2020-December\5-201202A-ICAL.qld

Last Altered: Wednesday, December 02, 2020 16:02:34 Eastern Standard Time

Printed: Wednesday, April 28, 2021 10:50:51 Eastern Daylight Time

Name: 5-201202A07, Date: 02-Dec-2020, Time: 12:39:10, ID: H5-20-CS4-1035, Description: 1668A-CS4-020, Vial: Tray1:7

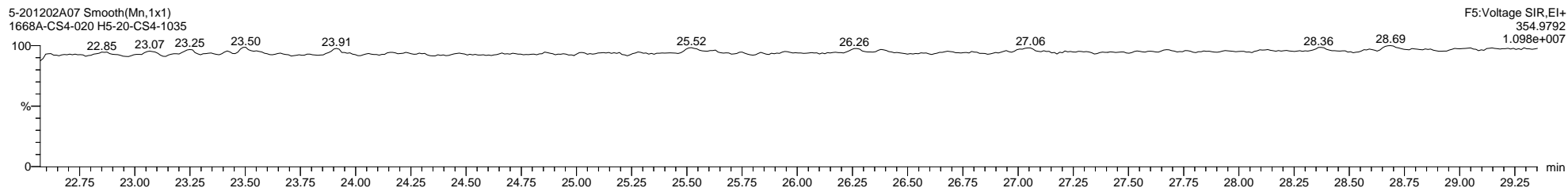
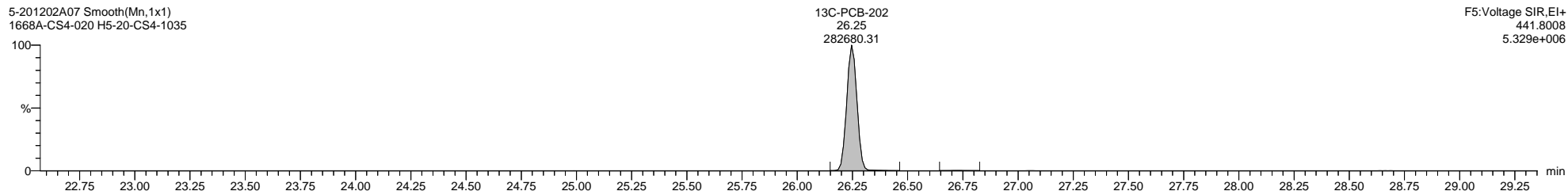
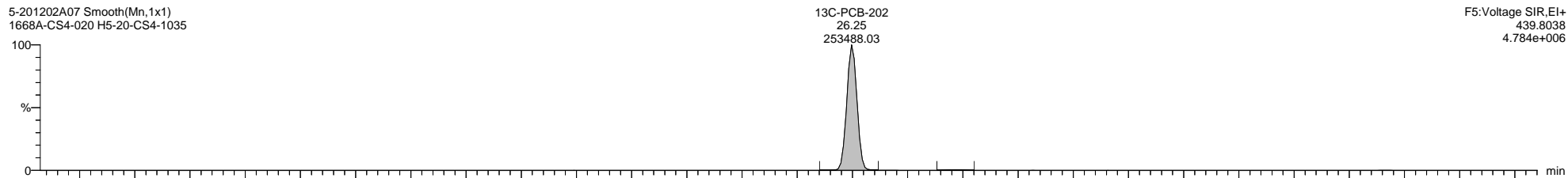
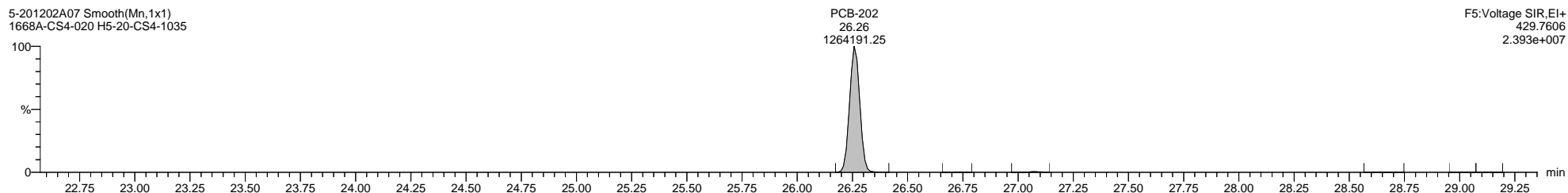
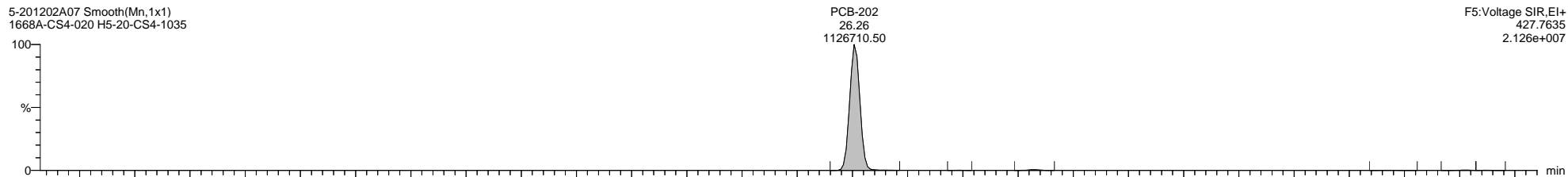


Dataset: C:\MassLynx\PCB.PRO\Results\Local\2020-ARCHIVE\2020-December\5-201202A-ICAL.qld

Last Altered: Wednesday, December 02, 2020 16:02:34 Eastern Standard Time

Printed: Wednesday, April 28, 2021 10:50:51 Eastern Daylight Time

Name: 5-201202A07, Date: 02-Dec-2020, Time: 12:39:10, ID: H5-20-CS4-1035, Description: 1668A-CS4-020, Vial: Tray1:7

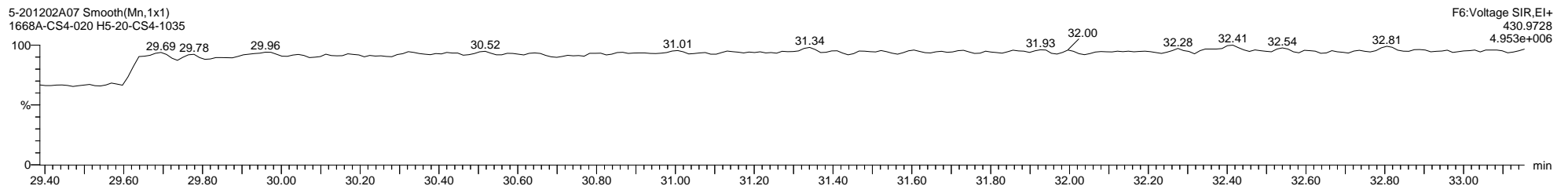
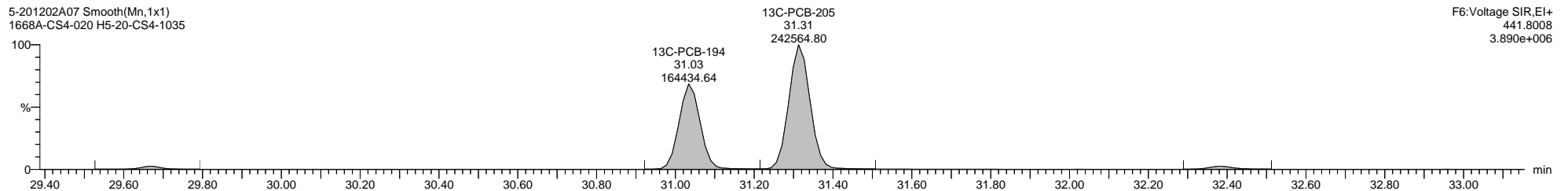
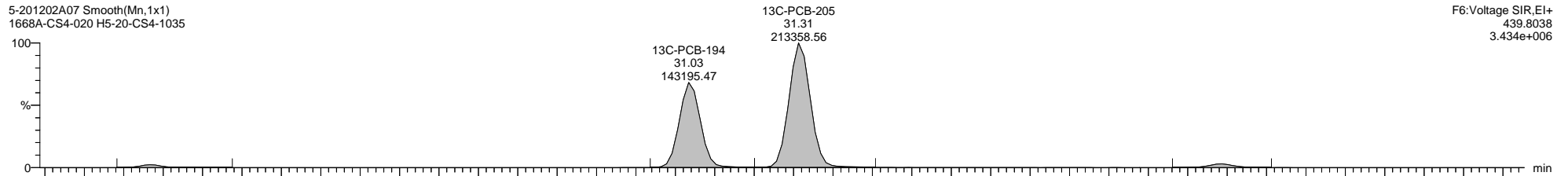
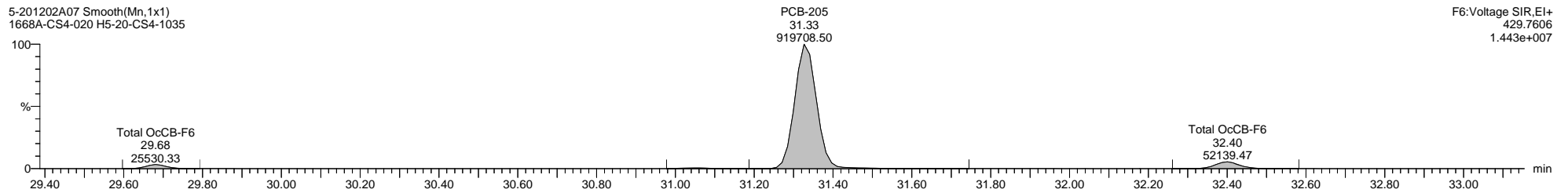
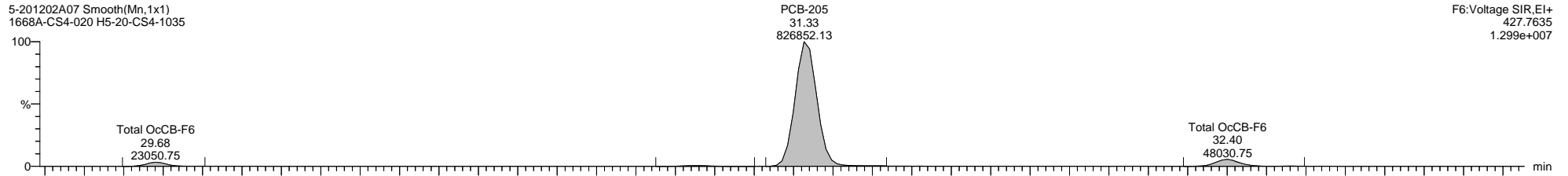


Dataset: C:\MassLynx\PCB.PRO\Results\Local\2020-ARCHIVE\2020-December\5-201202A-ICAL.qld

Last Altered: Wednesday, December 02, 2020 16:02:34 Eastern Standard Time

Printed: Wednesday, April 28, 2021 10:50:51 Eastern Daylight Time

Name: 5-201202A07, Date: 02-Dec-2020, Time: 12:39:10, ID: H5-20-CS4-1035, Description: 1668A-CS4-020, Vial: Tray1:7



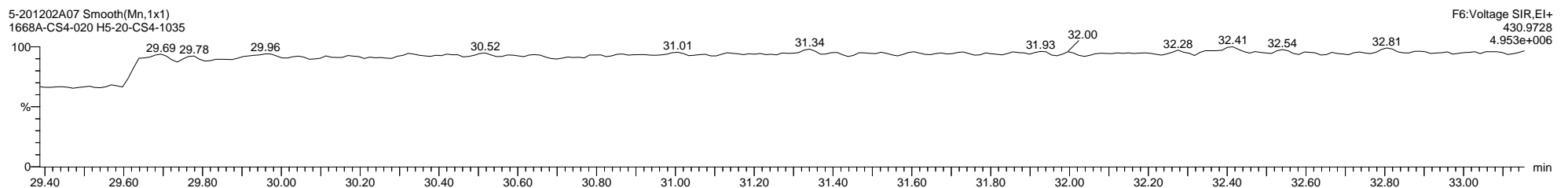
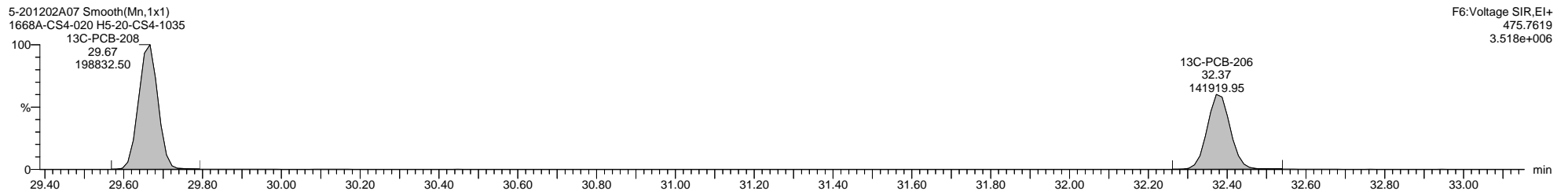

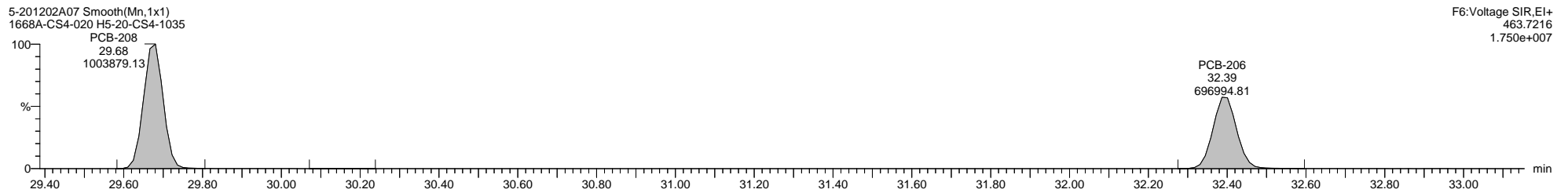



Dataset: C:\MassLynx\PCB.PRO\Results\Local\2020-ARCHIVE\2020-December\5-201202A-ICAL.qld

Last Altered: Wednesday, December 02, 2020 16:02:34 Eastern Standard Time

Printed: Wednesday, April 28, 2021 10:50:51 Eastern Daylight Time

Name: 5-201202A07, Date: 02-Dec-2020, Time: 12:39:10, ID: H5-20-CS4-1035, Description: 1668A-CS4-020, Vial: Tray1:7

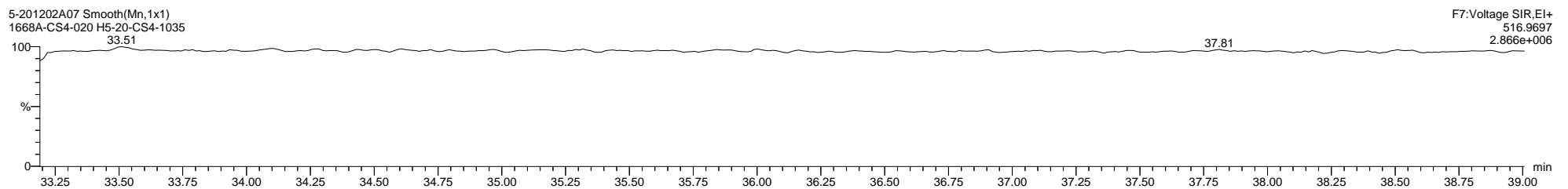
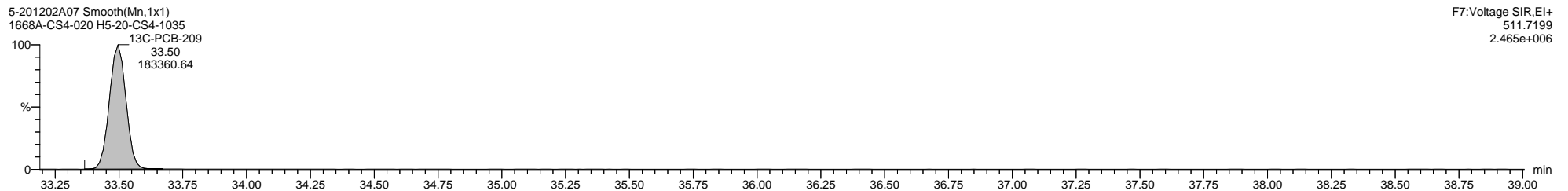
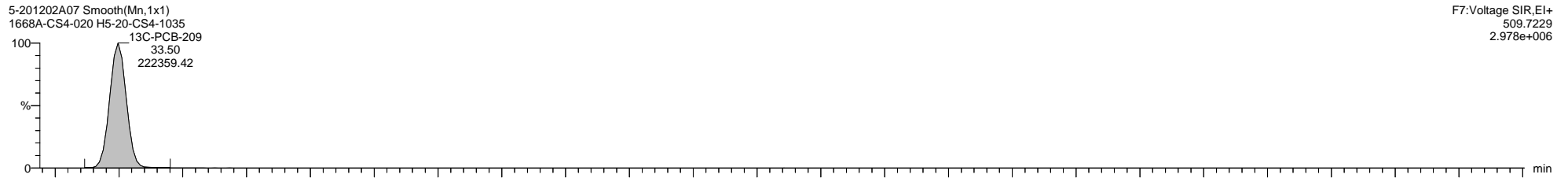
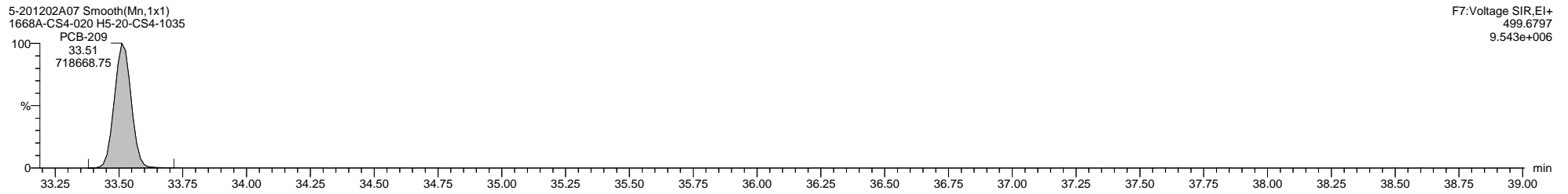
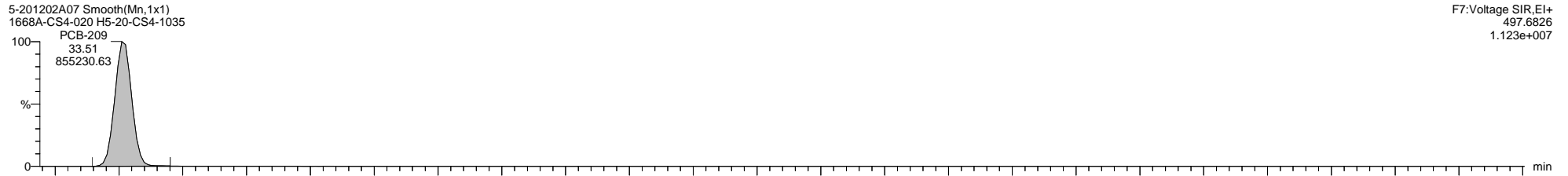


Dataset: C:\MassLynx\PCB.PRO\Results\Local\2020-ARCHIVE\2020-December\5-201202A-ICAL.qld

Last Altered: Wednesday, December 02, 2020 16:02:34 Eastern Standard Time

Printed: Wednesday, April 28, 2021 10:50:51 Eastern Daylight Time

Name: 5-201202A07, Date: 02-Dec-2020, Time: 12:39:10, ID: H5-20-CS4-1035, Description: 1668A-CS4-020, Vial: Tray1:7



Quantify Sample Template Report

MassLynx MassLynx V4.1 SCN 901

Dataset: C:\MassLynx\PCB.PRO\Results\Local\2020-ARCHIVE\2020-December\5-201202A-ICAL.qld

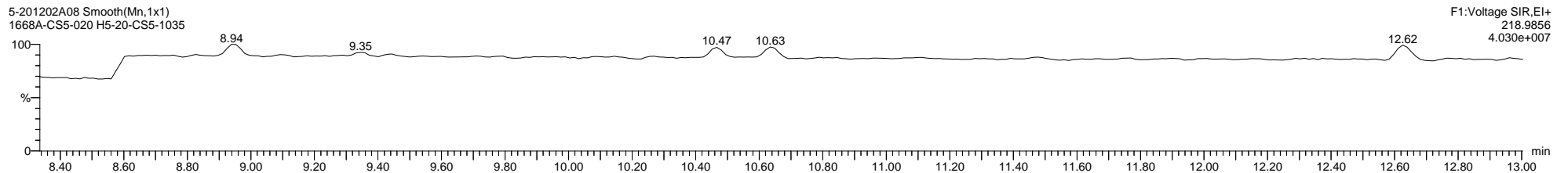
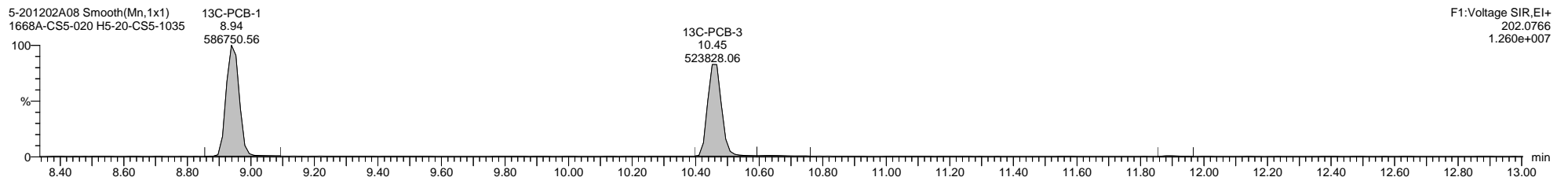
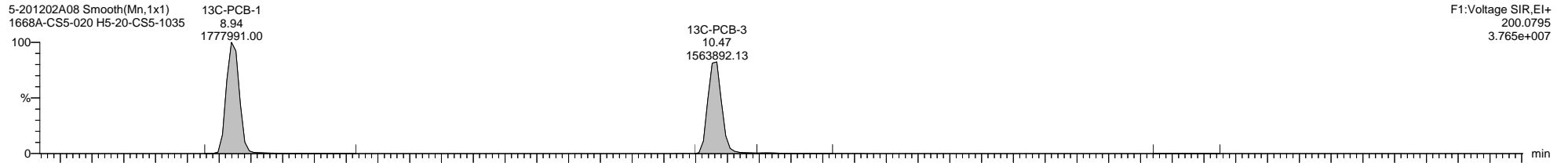
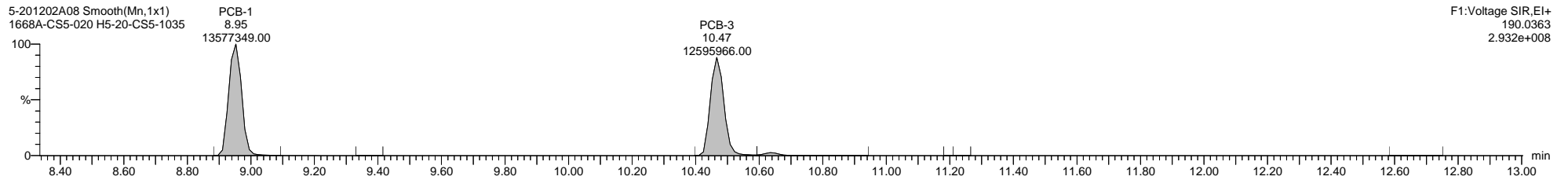
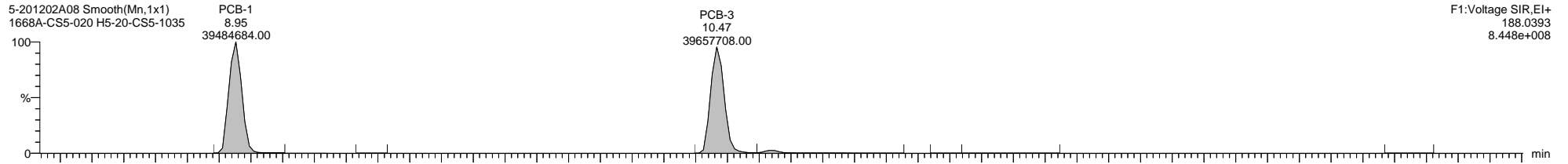
Last Altered: Wednesday, December 02, 2020 16:02:34 Eastern Standard Time

Printed: Wednesday, April 28, 2021 10:50:51 Eastern Daylight Time

Method: C:\MassLynx\PCB.PRO\MethDB\1668-OCTYL-1-ICAL-201030B.mdb 07 Feb 2020 11:57:21

Calibration: C:\MassLynx\PCB.PRO\CurveDB\5-201202A-ICAL.cdb 02 Dec 2020 15:02:34

Name: 5-201202A08, Date: 02-Dec-2020, Time: 13:21:16, ID: H5-20-CS5-1035, Description: 1668A-CS5-020, Vial: Tray1:8



Quantify Sample Template Report

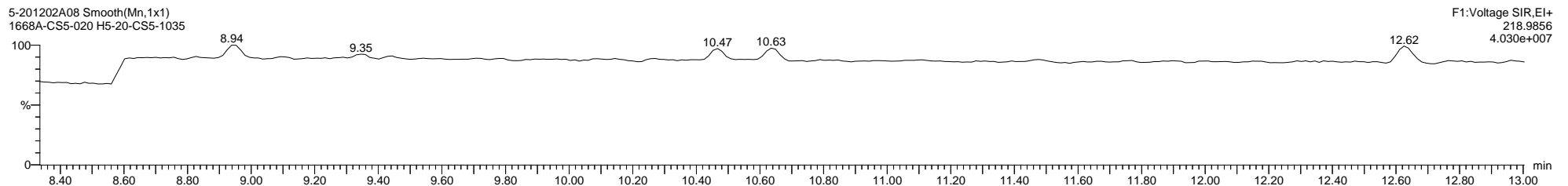
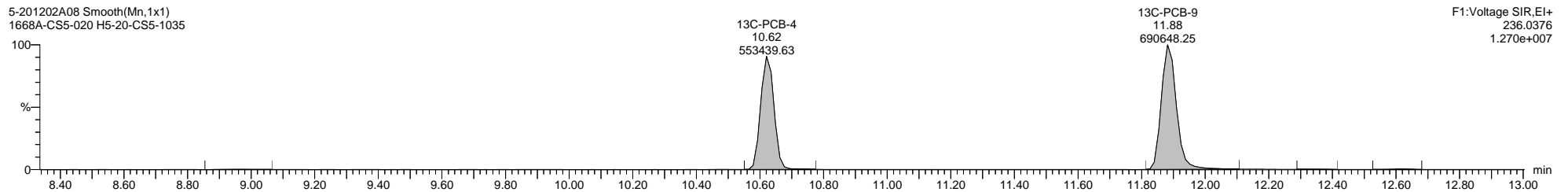
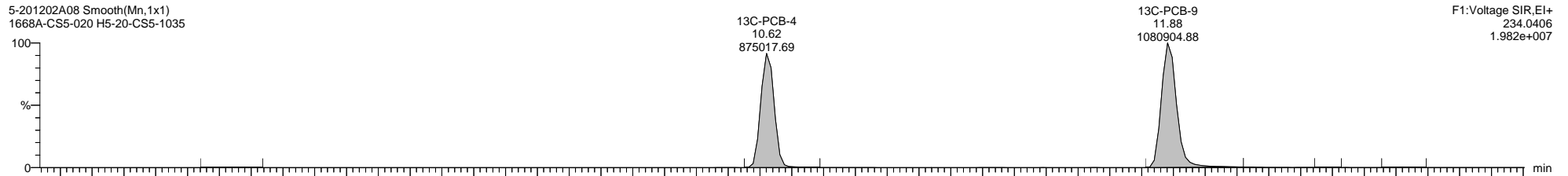
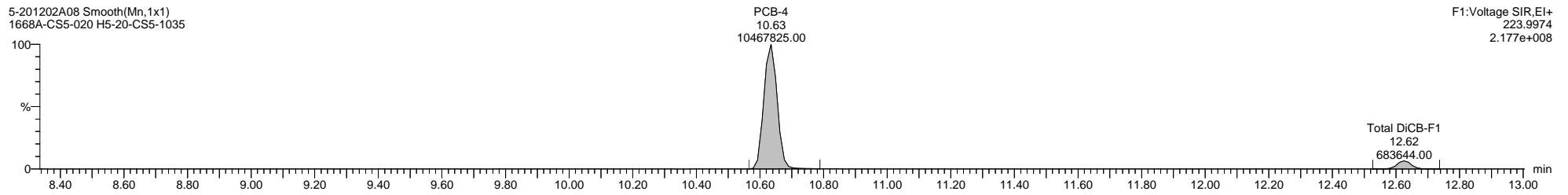
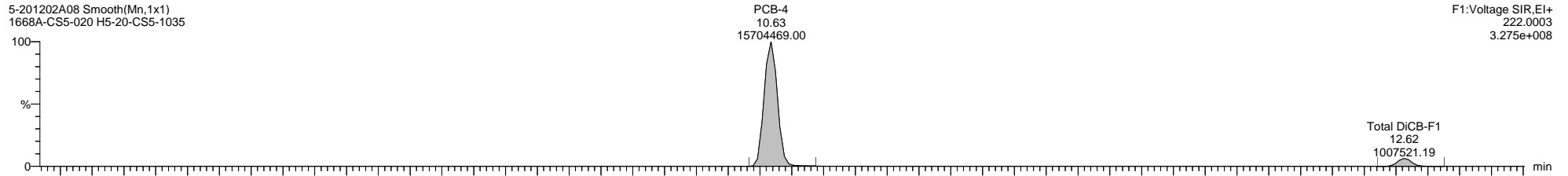
MassLynx MassLynx V4.1 SCN 901

Dataset: C:\MassLynx\PCB.PRO\Results\Local\2020-ARCHIVE\2020-December\5-201202A-ICAL.qld

Last Altered: Wednesday, December 02, 2020 16:02:34 Eastern Standard Time

Printed: Wednesday, April 28, 2021 10:50:51 Eastern Daylight Time

Name: 5-201202A08, Date: 02-Dec-2020, Time: 13:21:16, ID: H5-20-CS5-1035, Description: 1668A-CS5-020, Vial: Tray1:8

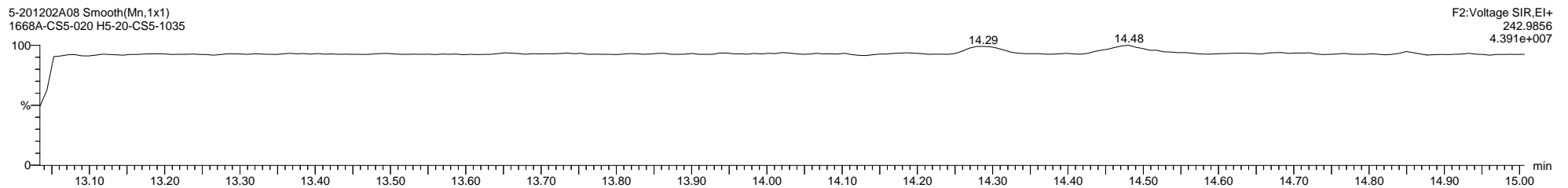
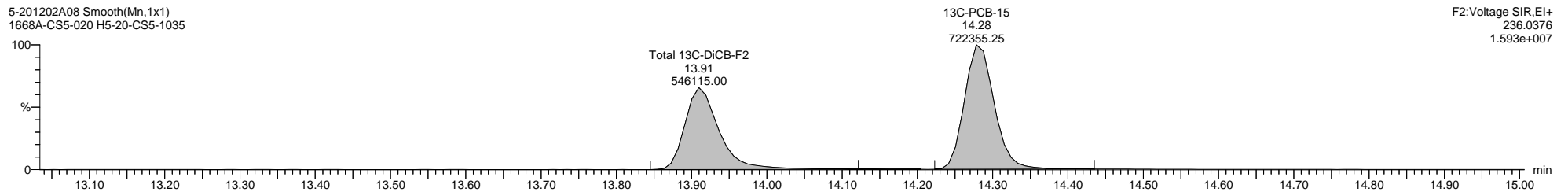
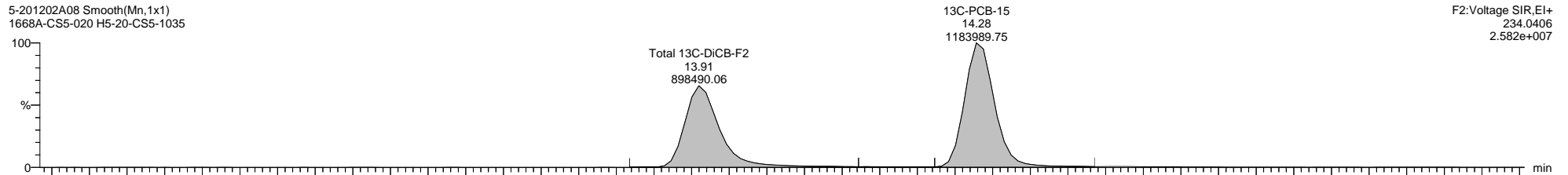
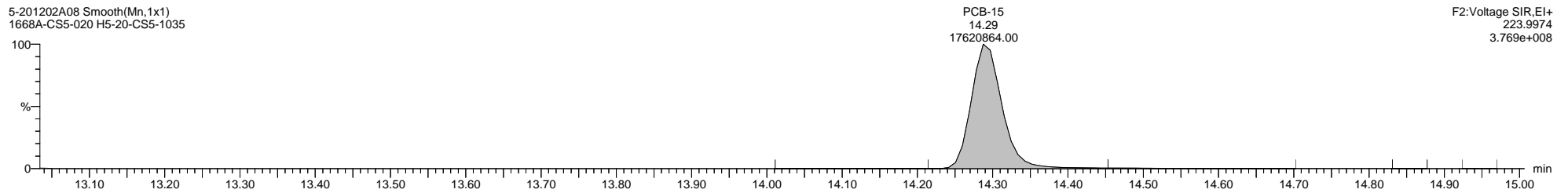



Dataset: C:\MassLynx\PCB.PRO\Results\Local\2020-ARCHIVE\2020-December\5-201202A-ICAL.qld

Last Altered: Wednesday, December 02, 2020 16:02:34 Eastern Standard Time

Printed: Wednesday, April 28, 2021 10:50:51 Eastern Daylight Time

Name: 5-201202A08, Date: 02-Dec-2020, Time: 13:21:16, ID: H5-20-CS5-1035, Description: 1668A-CS5-020, Vial: Tray1:8



Quantify Sample Template Report

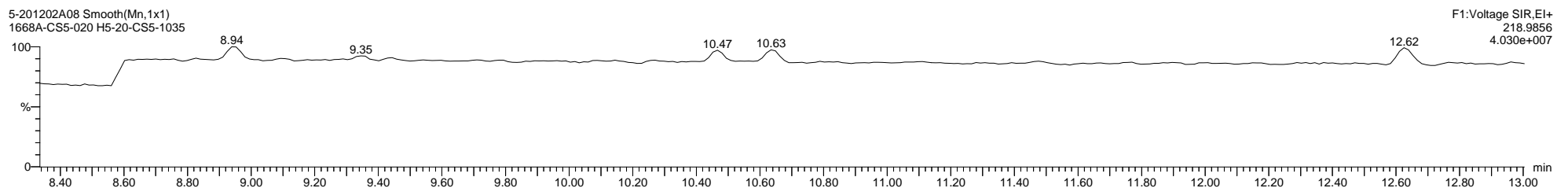
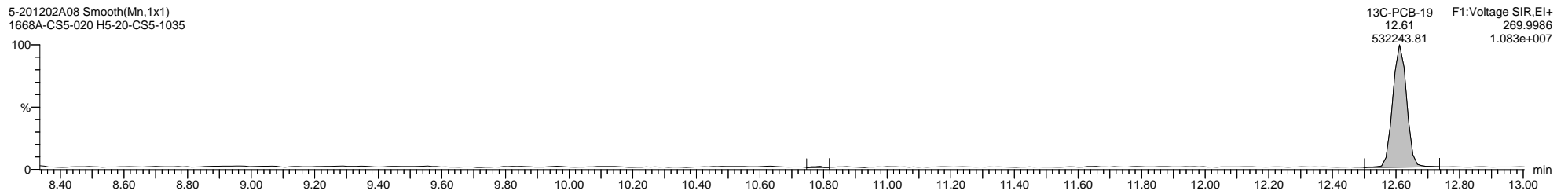

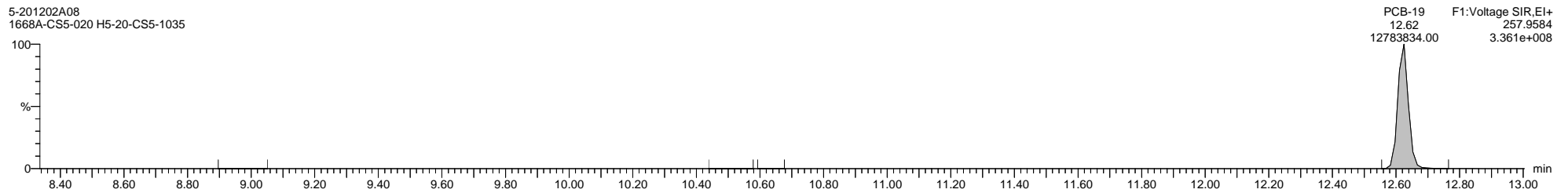

MassLynx MassLynx V4.1 SCN 901

Dataset: C:\MassLynx\PCB.PRO\Results\Local\2020-ARCHIVE\2020-December\5-201202A-ICAL.qld

Last Altered: Wednesday, December 02, 2020 16:02:34 Eastern Standard Time

Printed: Wednesday, April 28, 2021 10:50:51 Eastern Daylight Time

Name: 5-201202A08, Date: 02-Dec-2020, Time: 13:21:16, ID: H5-20-CS5-1035, Description: 1668A-CS5-020, Vial: Tray1:8



Quantify Sample Template Report

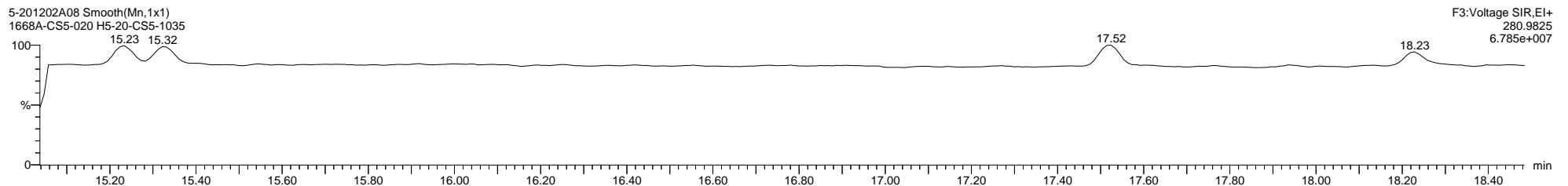
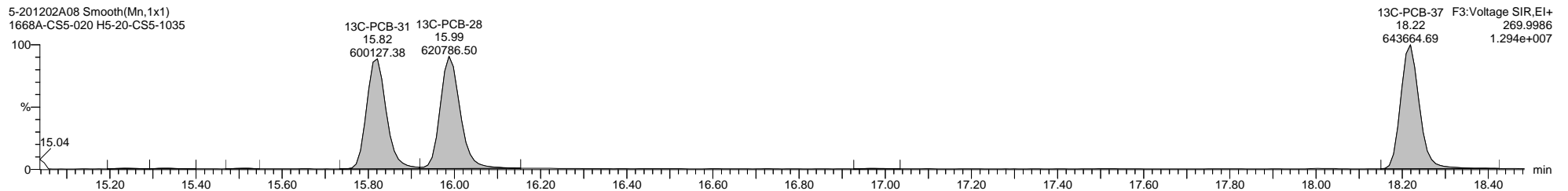
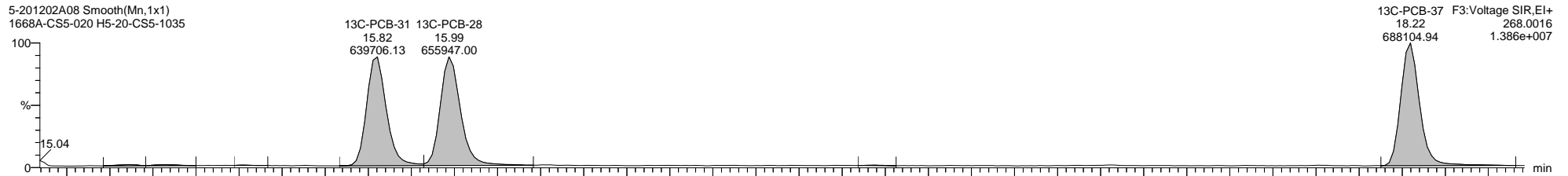
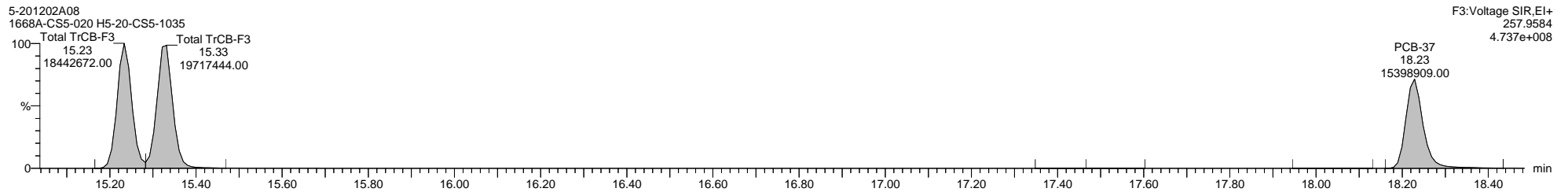

MassLynx MassLynx V4.1 SCN 901

Dataset: C:\MassLynx\PCB.PRO\Results\Local\2020-ARCHIVE\2020-December\5-201202A-ICAL.qld

Last Altered: Wednesday, December 02, 2020 16:02:34 Eastern Standard Time

Printed: Wednesday, April 28, 2021 10:50:51 Eastern Daylight Time

Name: 5-201202A08, Date: 02-Dec-2020, Time: 13:21:16, ID: H5-20-CS5-1035, Description: 1668A-CS5-020, Vial: Tray1:8




Dataset: C:\MassLynx\PCB.PRO\Results\Local\2020-ARCHIVE\2020-December\5-201202A-ICAL.qld

Last Altered: Wednesday, December 02, 2020 16:02:34 Eastern Standard Time

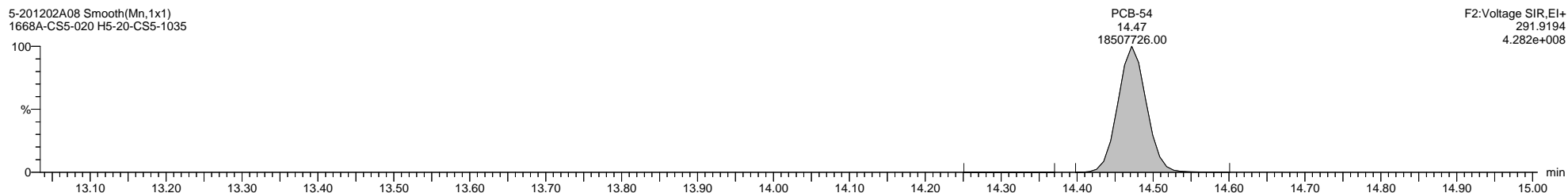
Printed: Wednesday, April 28, 2021 10:50:51 Eastern Daylight Time

Name: 5-201202A08, Date: 02-Dec-2020, Time: 13:21:16, ID: H5-20-CS5-1035, Description: 1668A-CS5-020, Vial: Tray1:8


5-201202A08 Smooth(Mn,1x1)  
1668A-CS5-020 H5-20-CS5-1035



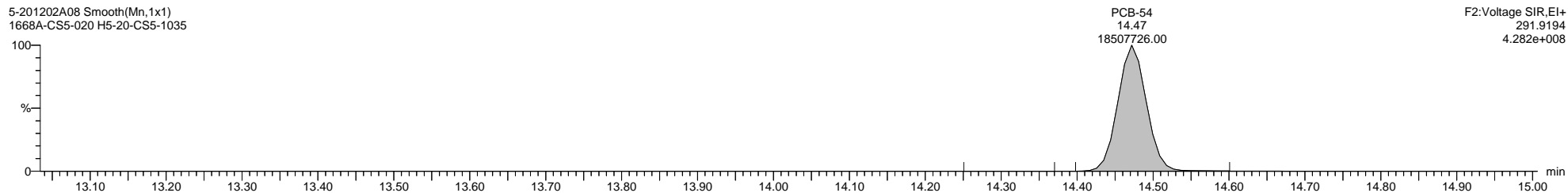
5-201202A08 Smooth(Mn,1x1)  
1668A-CS5-020 H5-20-CS5-1035



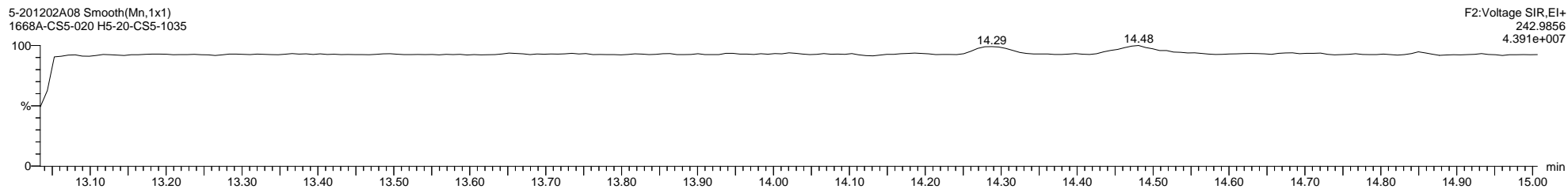
5-201202A08 Smooth(Mn,1x1)  
1668A-CS5-020 H5-20-CS5-1035



5-201202A08 Smooth(Mn,1x1)  
1668A-CS5-020 H5-20-CS5-1035



5-201202A08 Smooth(Mn,1x1)  
1668A-CS5-020 H5-20-CS5-1035





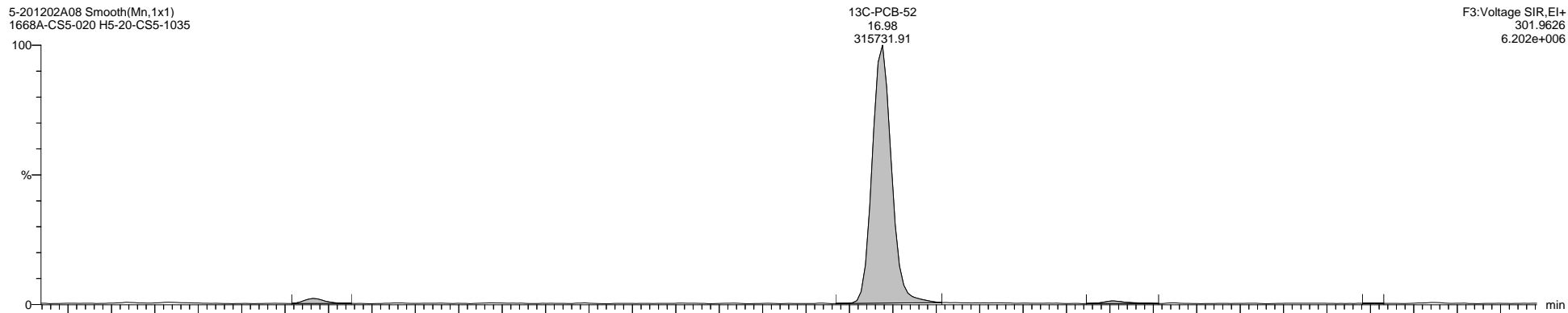
Dataset: C:\MassLynx\PCB.PRO\Results\Local\2020-ARCHIVE\2020-December\5-201202A-ICAL.qld

Last Altered: Wednesday, December 02, 2020 16:02:34 Eastern Standard Time

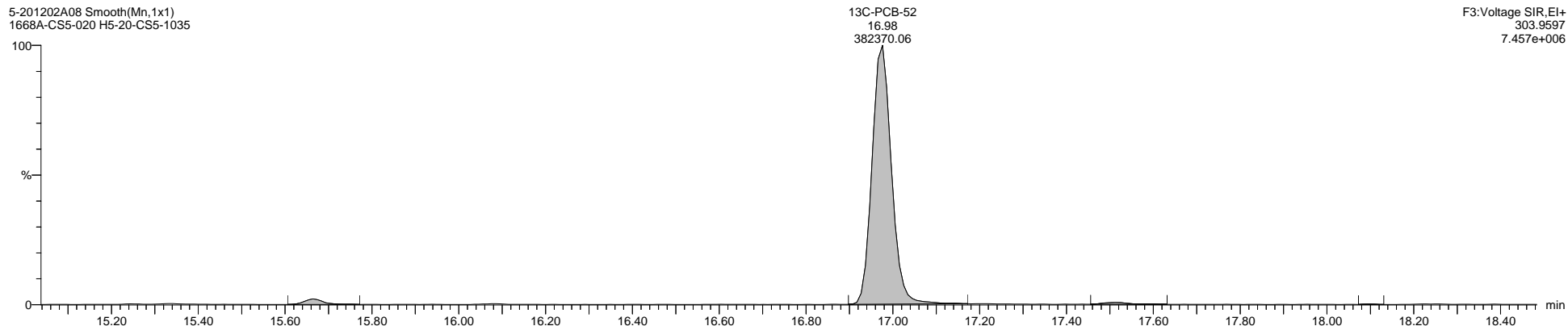
Printed: Wednesday, April 28, 2021 10:50:51 Eastern Daylight Time

Name: 5-201202A08, Date: 02-Dec-2020, Time: 13:21:16, ID: H5-20-CS5-1035, Description: 1668A-CS5-020, Vial: Tray1:8

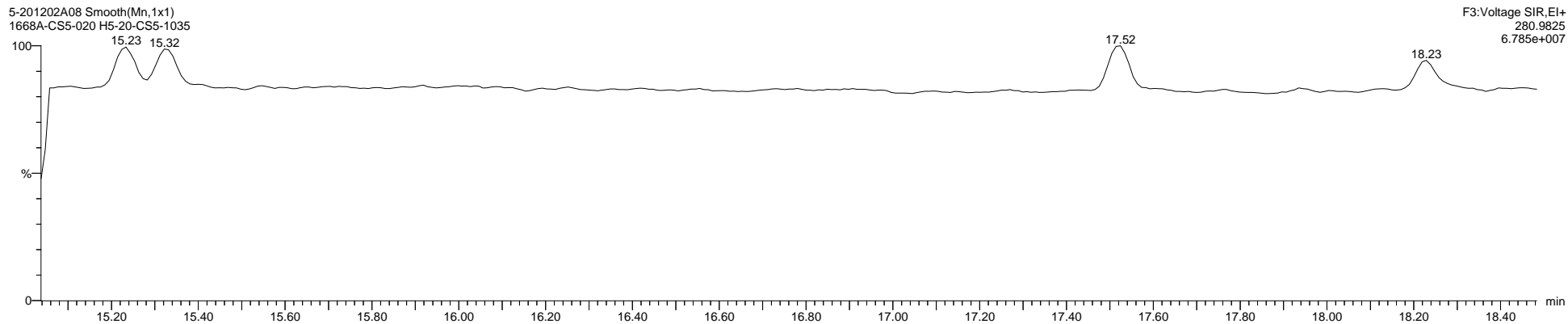
5-201202A08 Smooth(Mn,1x1)  
1668A-CS5-020 H5-20-CS5-1035



5-201202A08 Smooth(Mn,1x1)  
1668A-CS5-020 H5-20-CS5-1035



5-201202A08 Smooth(Mn,1x1)  
1668A-CS5-020 H5-20-CS5-1035



Quantify Sample Template Report

MassLynx MassLynx V4.1 SCN 901


Dataset: C:\MassLynx\PCB.PRO\Results\Local\2020-ARCHIVE\2020-December\5-201202A-ICAL.qld

Last Altered: Wednesday, December 02, 2020 16:02:34 Eastern Standard Time

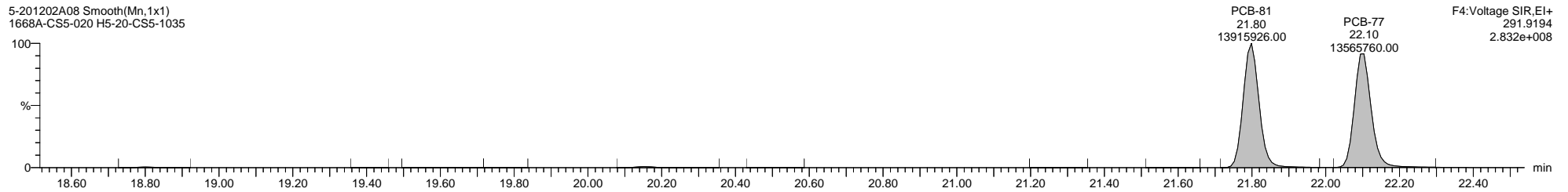
Printed: Wednesday, April 28, 2021 10:50:51 Eastern Daylight Time

Name: 5-201202A08, Date: 02-Dec-2020, Time: 13:21:16, ID: H5-20-CS5-1035, Description: 1668A-CS5-020, Vial: Tray1:8


5-201202A08 Smooth(Mn,1x1)  
1668A-CS5-020 H5-20-CS5-1035



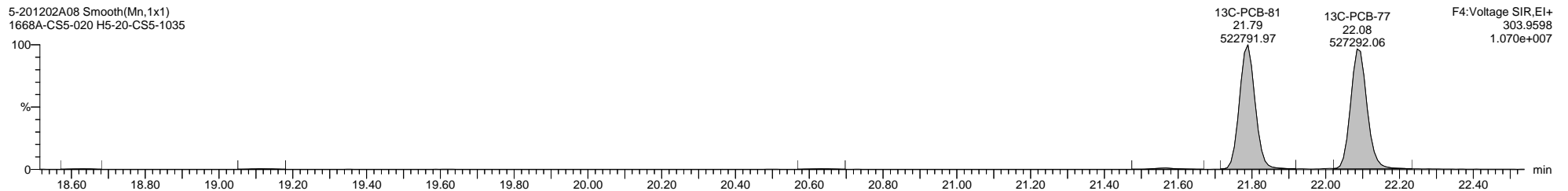
5-201202A08 Smooth(Mn,1x1)  
1668A-CS5-020 H5-20-CS5-1035



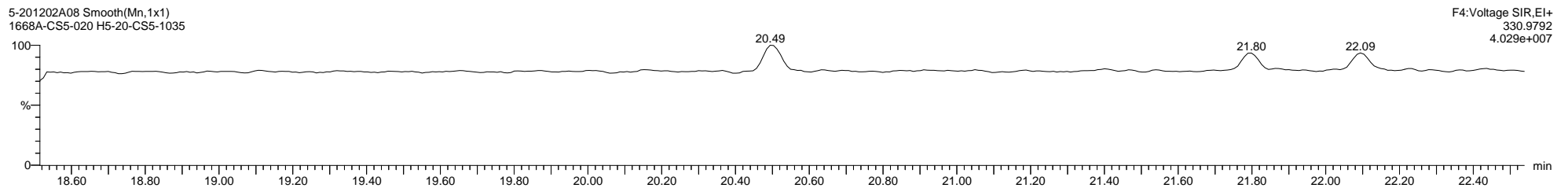
5-201202A08 Smooth(Mn,1x1)  
1668A-CS5-020 H5-20-CS5-1035



5-201202A08 Smooth(Mn,1x1)  
1668A-CS5-020 H5-20-CS5-1035



5-201202A08 Smooth(Mn,1x1)  
1668A-CS5-020 H5-20-CS5-1035

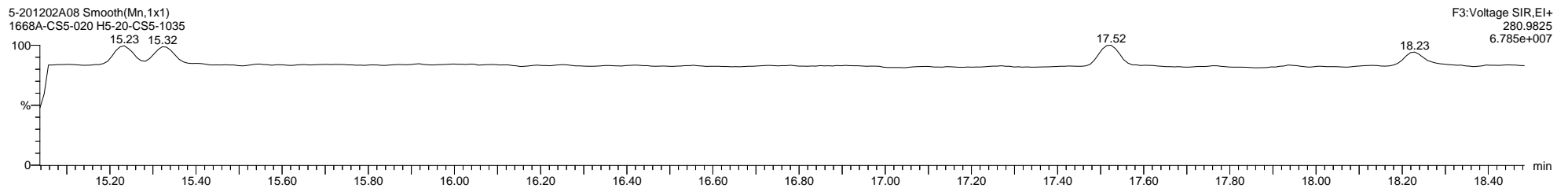
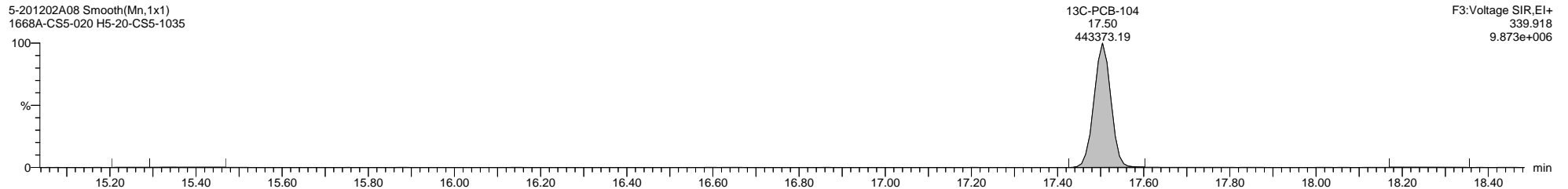

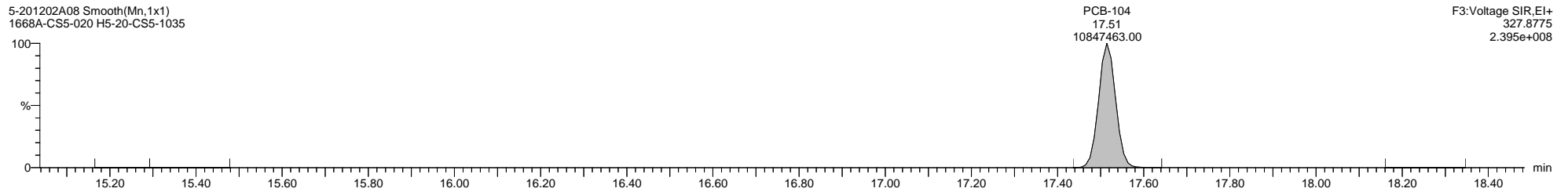



Dataset: C:\MassLynx\PCB.PRO\Results\Local\2020-ARCHIVE\2020-December\5-201202A-ICAL.qld

Last Altered: Wednesday, December 02, 2020 16:02:34 Eastern Standard Time

Printed: Wednesday, April 28, 2021 10:50:51 Eastern Daylight Time

Name: 5-201202A08, Date: 02-Dec-2020, Time: 13:21:16, ID: H5-20-CS5-1035, Description: 1668A-CS5-020, Vial: Tray1:8



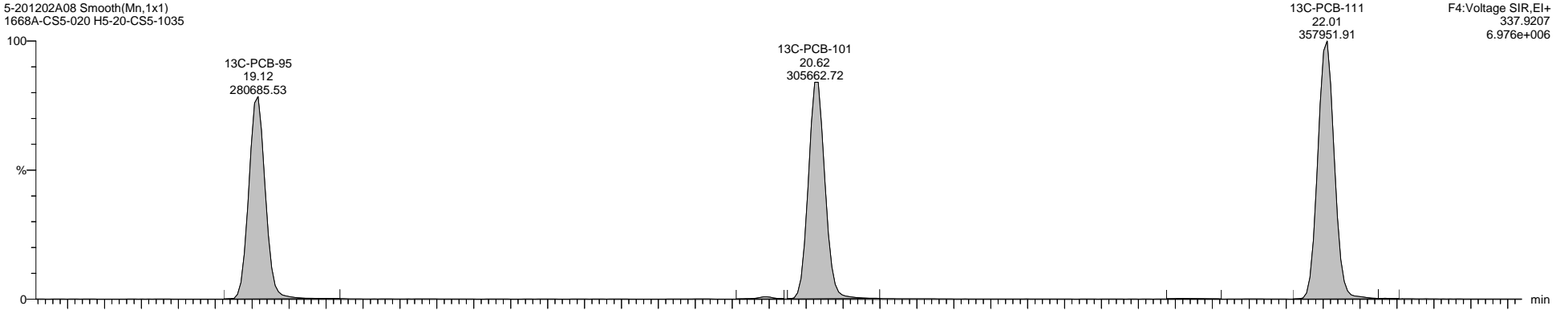
Dataset: C:\MassLynx\PCB.PRO\Results\Local\2020-ARCHIVE\2020-December\5-201202A-ICAL.qld

Last Altered: Wednesday, December 02, 2020 16:02:34 Eastern Standard Time

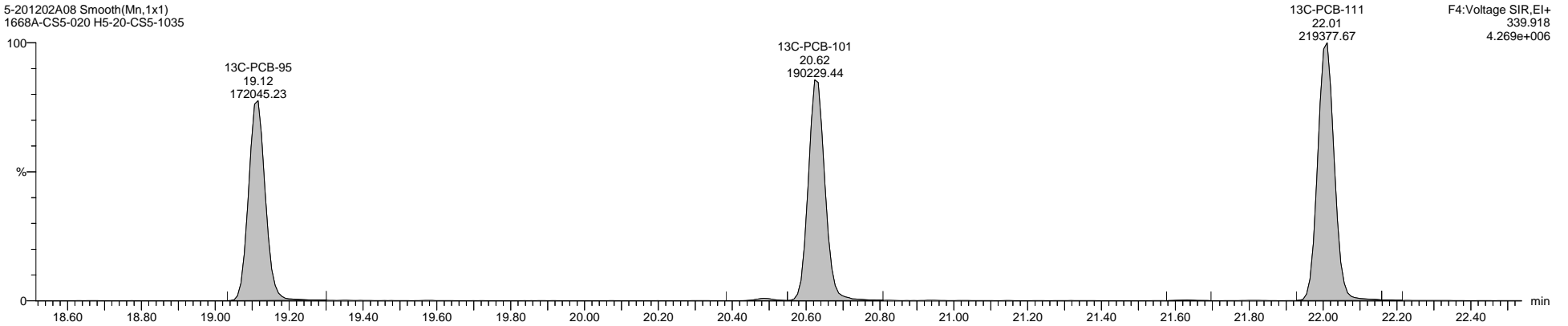
Printed: Wednesday, April 28, 2021 10:50:51 Eastern Daylight Time

Name: 5-201202A08, Date: 02-Dec-2020, Time: 13:21:16, ID: H5-20-CS5-1035, Description: 1668A-CS5-020, Vial: Tray1:8

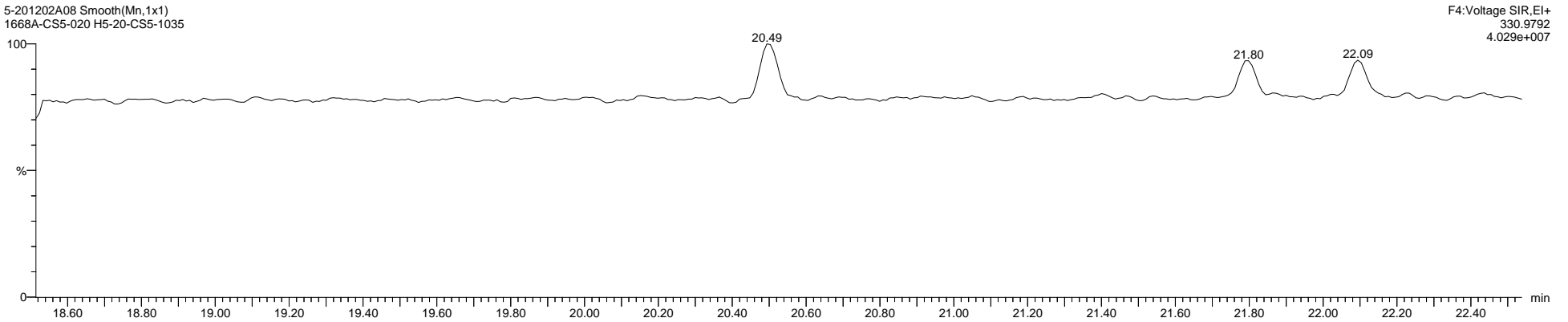
5-201202A08 Smooth(Mn,1x1)  
1668A-CS5-020 H5-20-CS5-1035



5-201202A08 Smooth(Mn,1x1)  
1668A-CS5-020 H5-20-CS5-1035



5-201202A08 Smooth(Mn,1x1)  
1668A-CS5-020 H5-20-CS5-1035

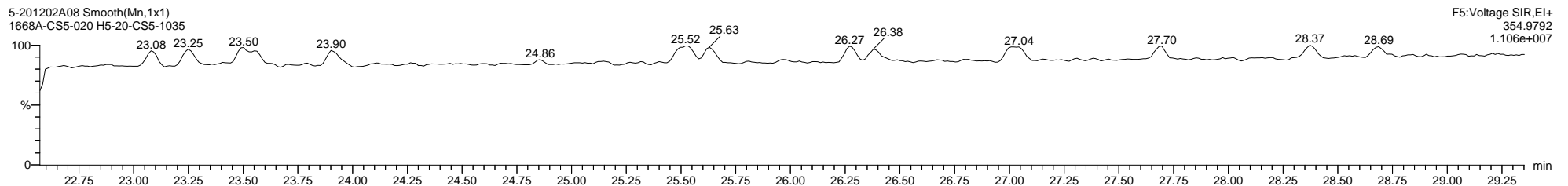
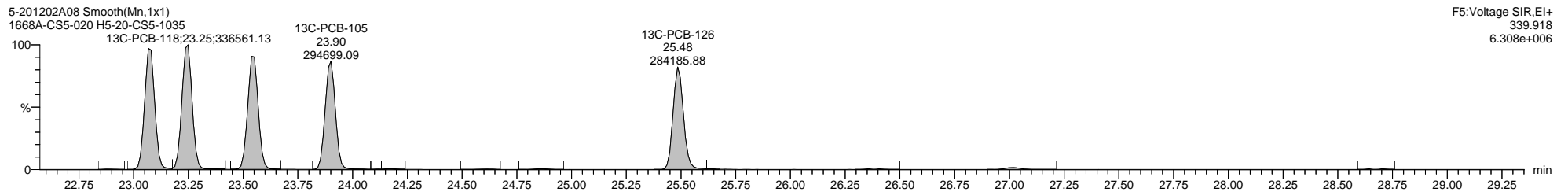
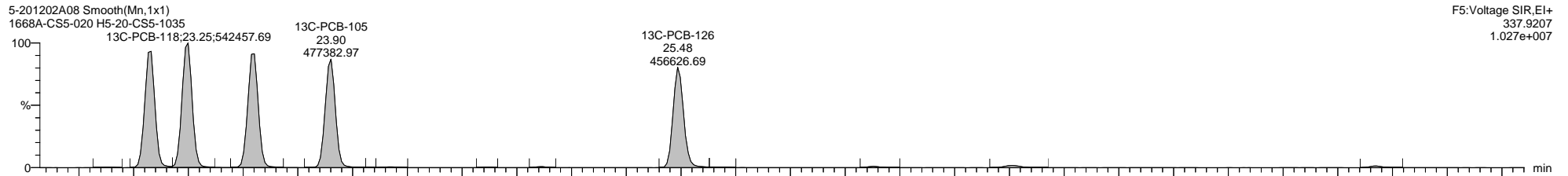
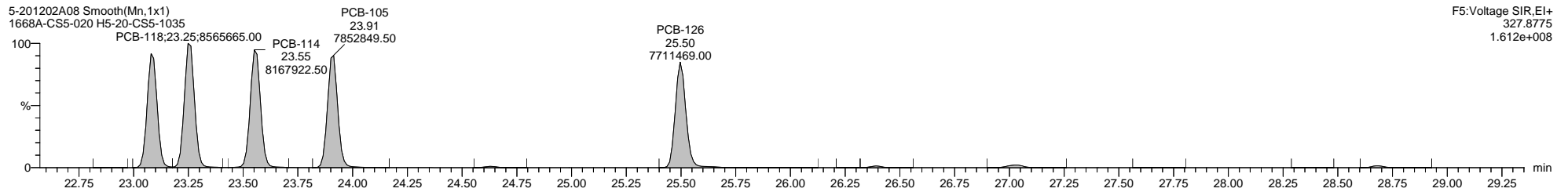
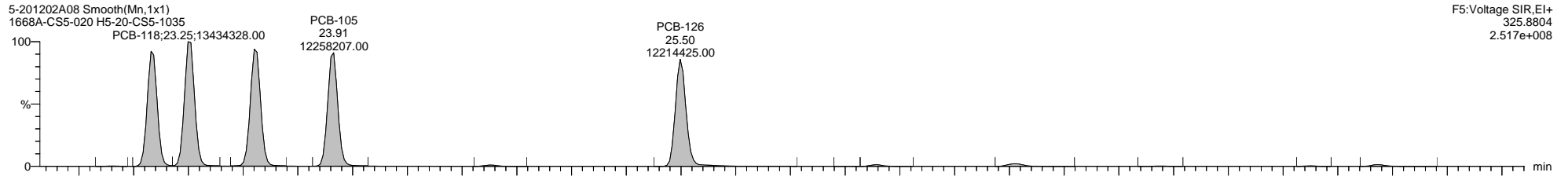


Dataset: C:\MassLynx\PCB.PRO\Results\Local\2020-ARCHIVE\2020-December\5-201202A-ICAL.qld

Last Altered: Wednesday, December 02, 2020 16:02:34 Eastern Standard Time

Printed: Wednesday, April 28, 2021 10:50:51 Eastern Daylight Time

Name: 5-201202A08, Date: 02-Dec-2020, Time: 13:21:16, ID: H5-20-CS5-1035, Description: 1668A-CS5-020, Vial: Tray1:8

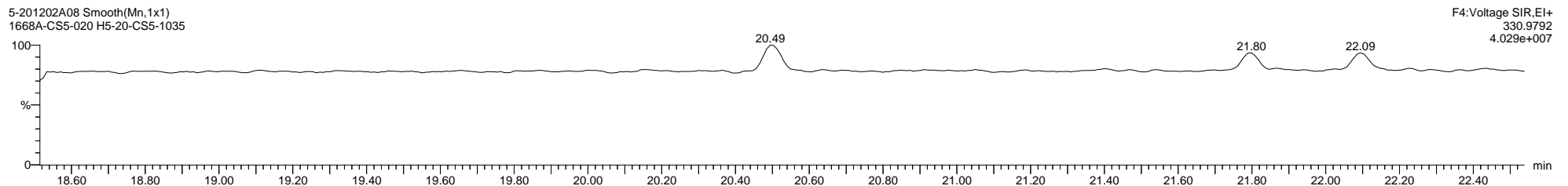
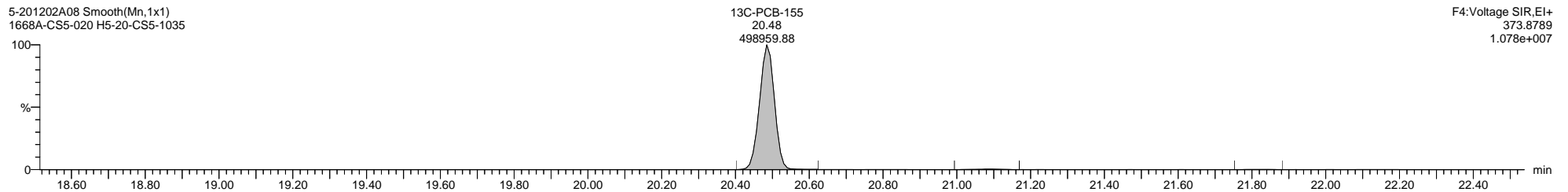
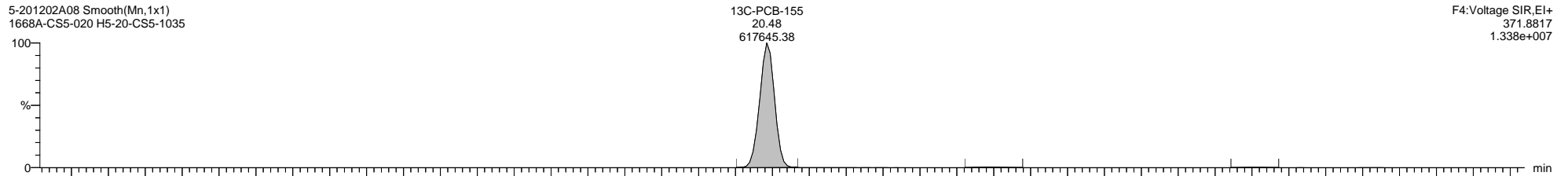
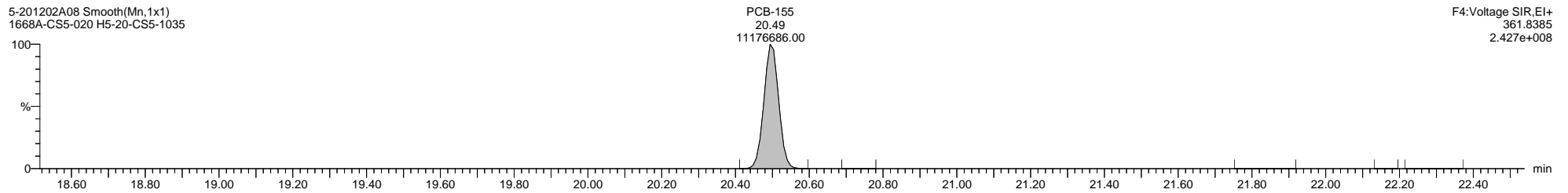
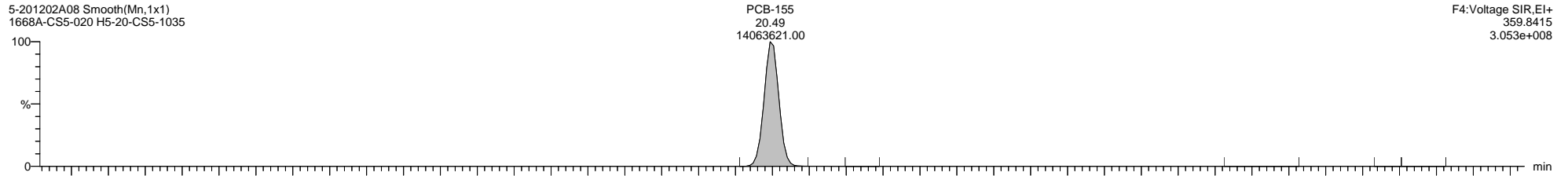


Dataset: C:\MassLynx\PCB.PRO\Results\Local\2020-ARCHIVE\2020-December\5-201202A-ICAL.qld

Last Altered: Wednesday, December 02, 2020 16:02:34 Eastern Standard Time

Printed: Wednesday, April 28, 2021 10:50:51 Eastern Daylight Time

Name: 5-201202A08, Date: 02-Dec-2020, Time: 13:21:16, ID: H5-20-CS5-1035, Description: 1668A-CS5-020, Vial: Tray1:8



Quantify Sample Template Report

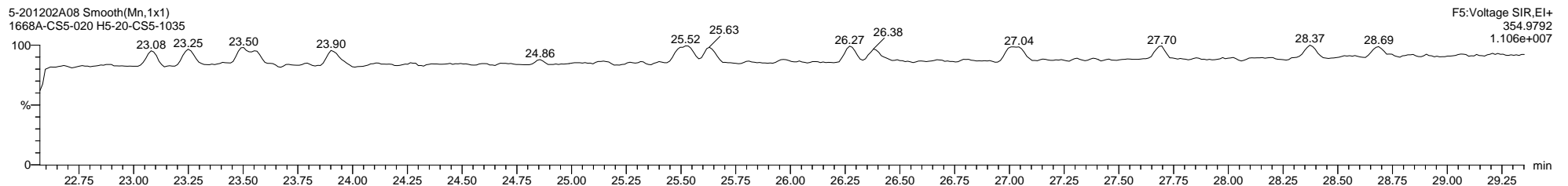
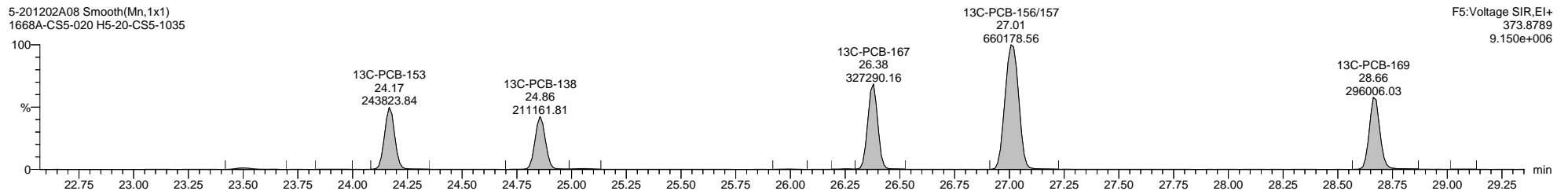
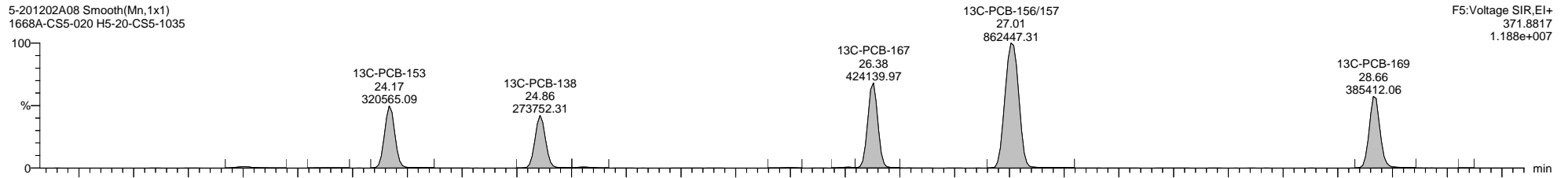
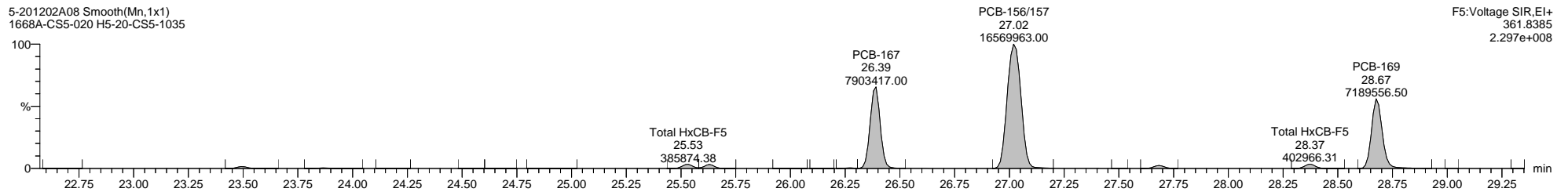
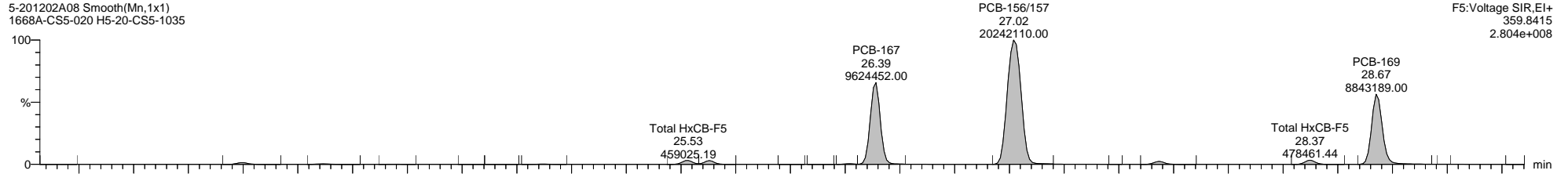
MassLynx MassLynx V4.1 SCN 901

Dataset: C:\MassLynx\PCB.PRO\Results\Local\2020-ARCHIVE\2020-December\5-201202A-ICAL.qld

Last Altered: Wednesday, December 02, 2020 16:02:34 Eastern Standard Time

Printed: Wednesday, April 28, 2021 10:50:51 Eastern Daylight Time

Name: 5-201202A08, Date: 02-Dec-2020, Time: 13:21:16, ID: H5-20-CS5-1035, Description: 1668A-CS5-020, Vial: Tray1:8



Quantify Sample Template Report

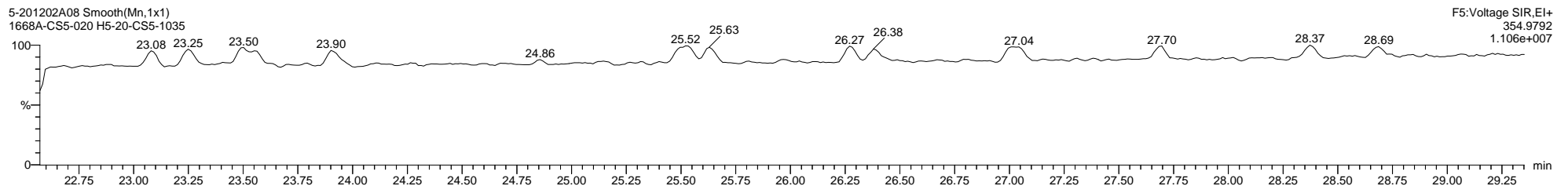
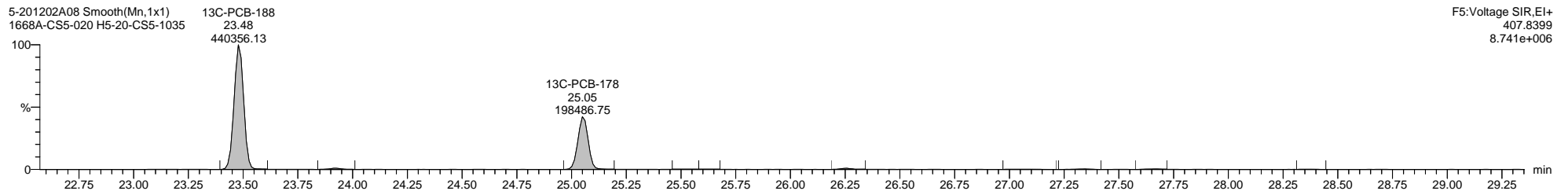
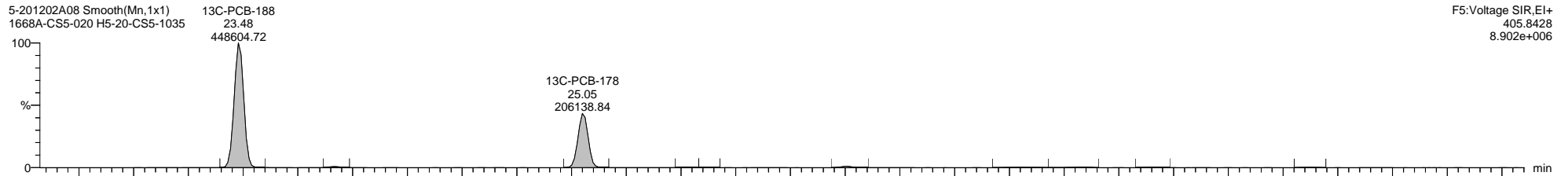
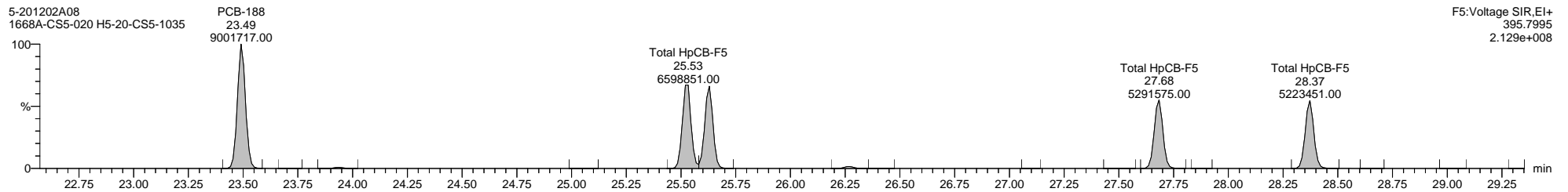
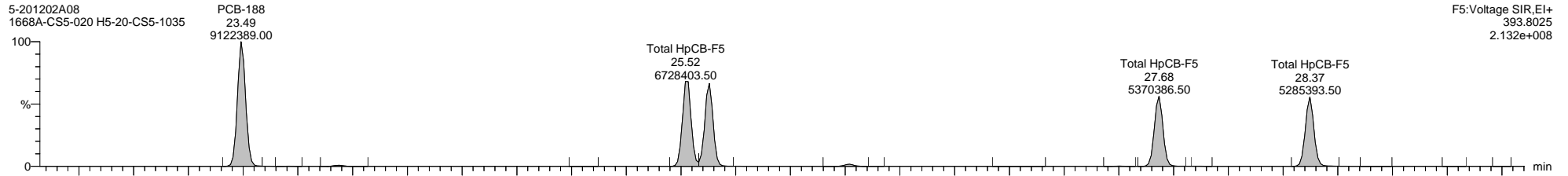
MassLynx MassLynx V4.1 SCN 901

Dataset: C:\MassLynx\PCB.PRO\Results\Local\2020-ARCHIVE\2020-December\5-201202A-ICAL.qld

Last Altered: Wednesday, December 02, 2020 16:02:34 Eastern Standard Time

Printed: Wednesday, April 28, 2021 10:50:51 Eastern Daylight Time

Name: 5-201202A08, Date: 02-Dec-2020, Time: 13:21:16, ID: H5-20-CS5-1035, Description: 1668A-CS5-020, Vial: Tray1:8





Quantify Sample Template Report

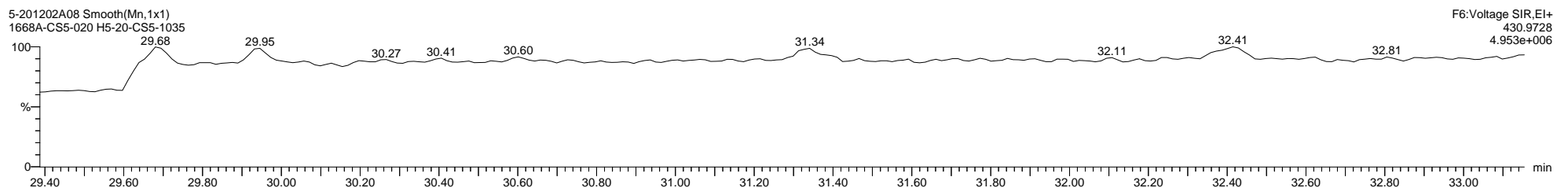
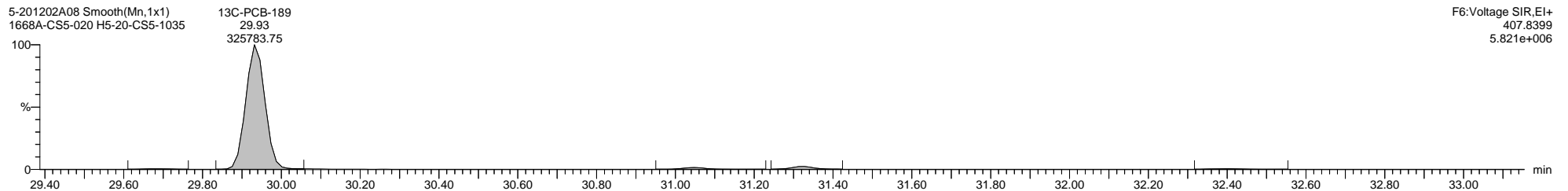
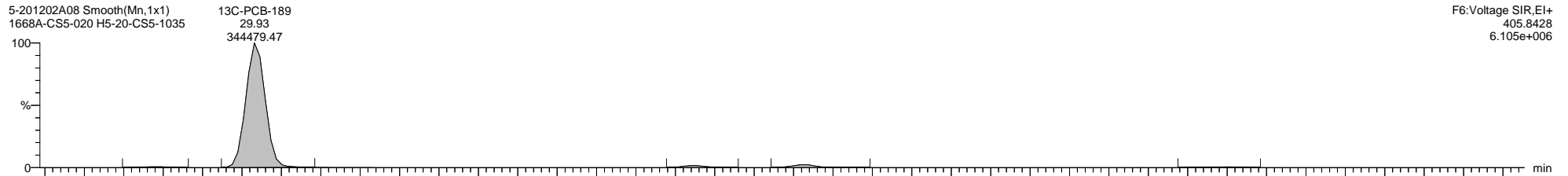
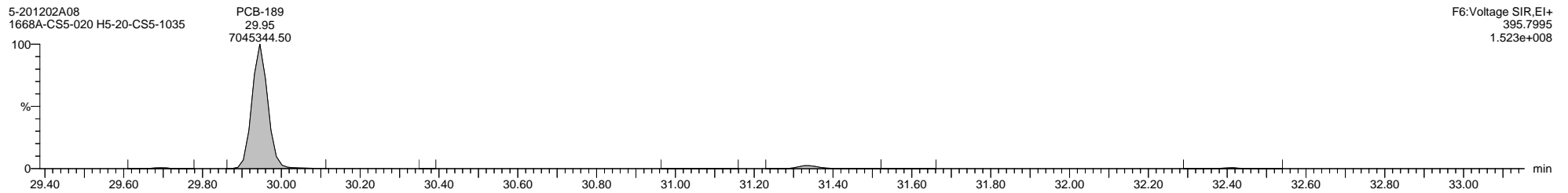
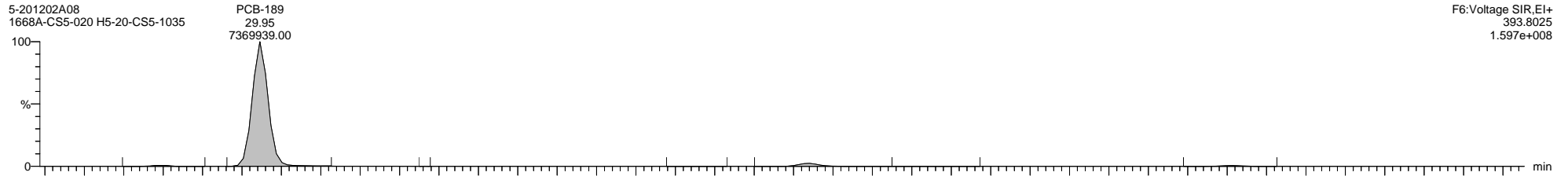
MassLynx MassLynx V4.1 SCN 901

Dataset: C:\MassLynx\PCB.PRO\Results\Local\2020-ARCHIVE\2020-December\5-201202A-ICAL.qld

Last Altered: Wednesday, December 02, 2020 16:02:34 Eastern Standard Time

Printed: Wednesday, April 28, 2021 10:50:51 Eastern Daylight Time

Name: 5-201202A08, Date: 02-Dec-2020, Time: 13:21:16, ID: H5-20-CS5-1035, Description: 1668A-CS5-020, Vial: Tray1:8

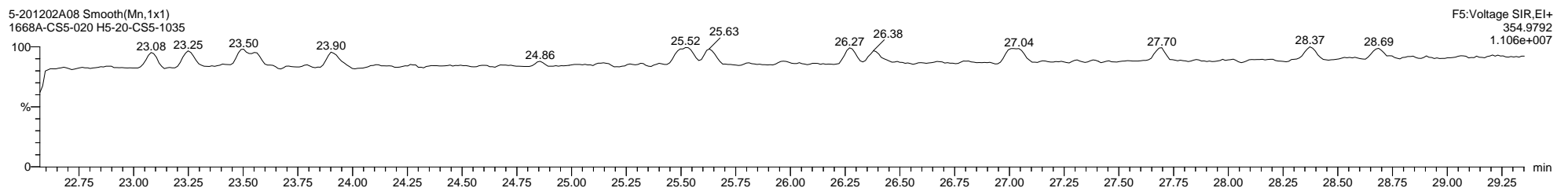
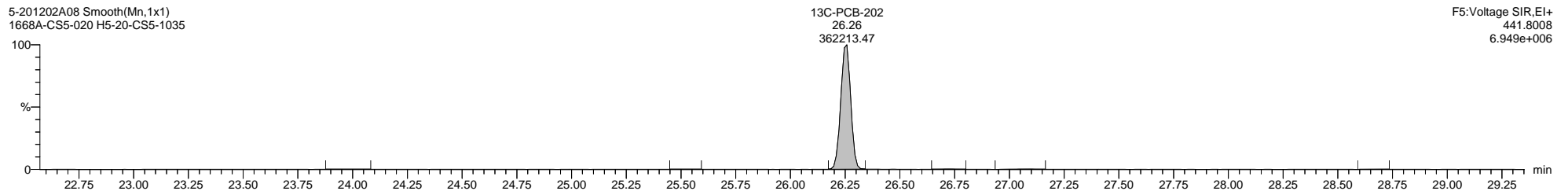
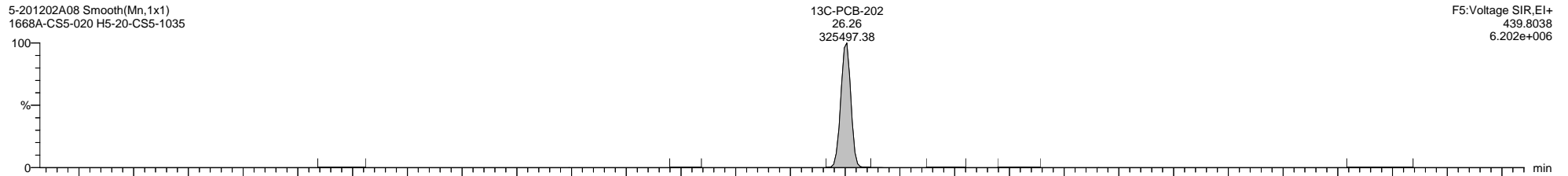
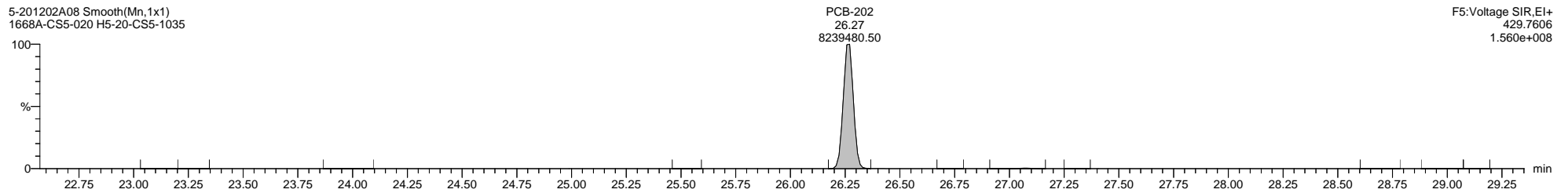
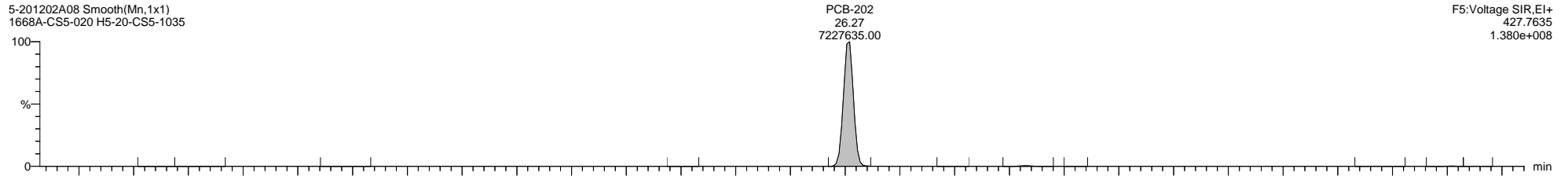


Dataset: C:\MassLynx\PCB.PRO\Results\Local\2020-ARCHIVE\2020-December\5-201202A-ICAL.qld

Last Altered: Wednesday, December 02, 2020 16:02:34 Eastern Standard Time

Printed: Wednesday, April 28, 2021 10:50:51 Eastern Daylight Time

Name: 5-201202A08, Date: 02-Dec-2020, Time: 13:21:16, ID: H5-20-CS5-1035, Description: 1668A-CS5-020, Vial: Tray1:8

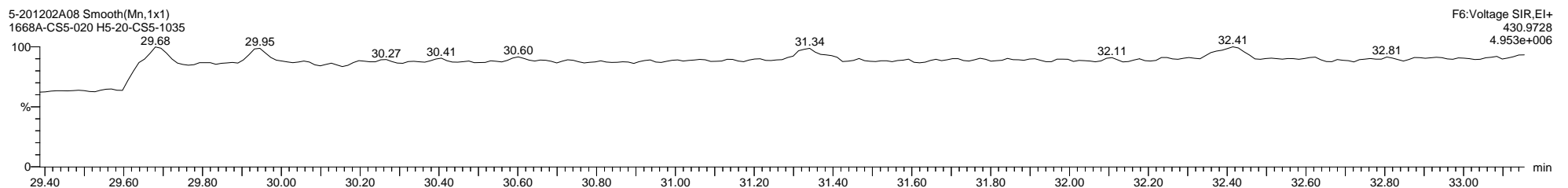
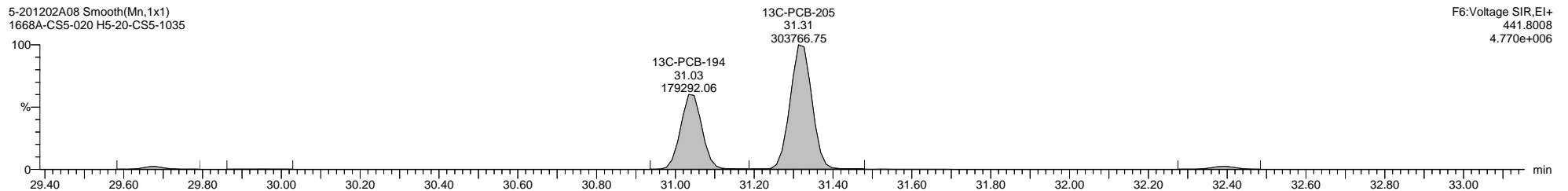
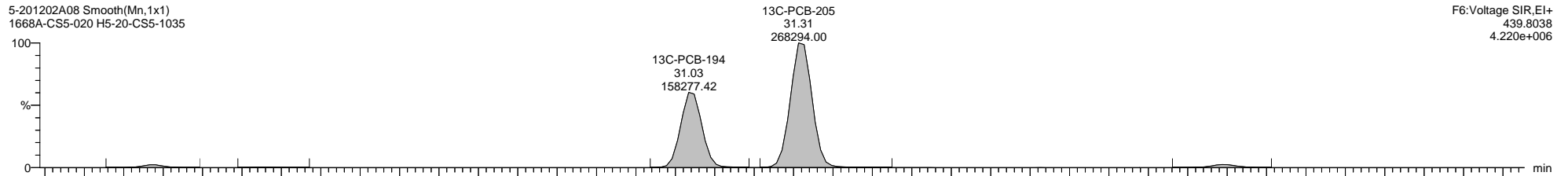
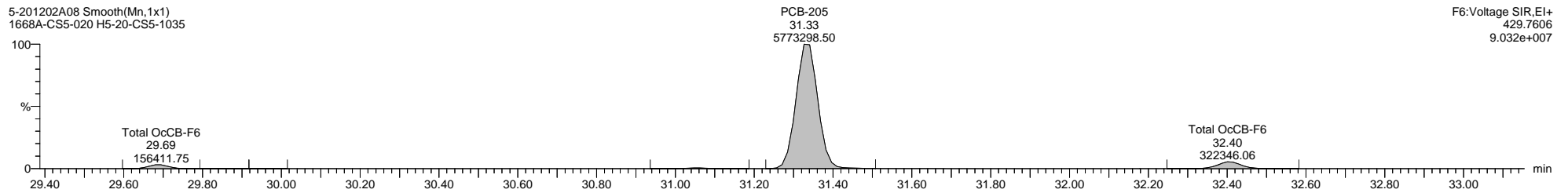
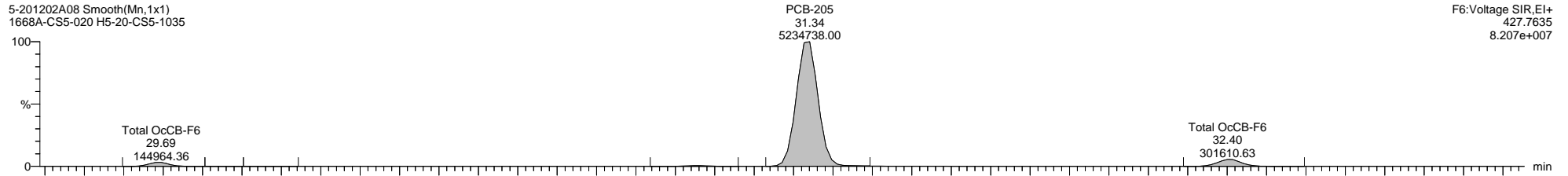


Dataset: C:\MassLynx\PCB.PRO\Results\Local\2020-ARCHIVE\2020-December\5-201202A-ICAL.qld

Last Altered: Wednesday, December 02, 2020 16:02:34 Eastern Standard Time

Printed: Wednesday, April 28, 2021 10:50:51 Eastern Daylight Time

Name: 5-201202A08, Date: 02-Dec-2020, Time: 13:21:16, ID: H5-20-CS5-1035, Description: 1668A-CS5-020, Vial: Tray1:8

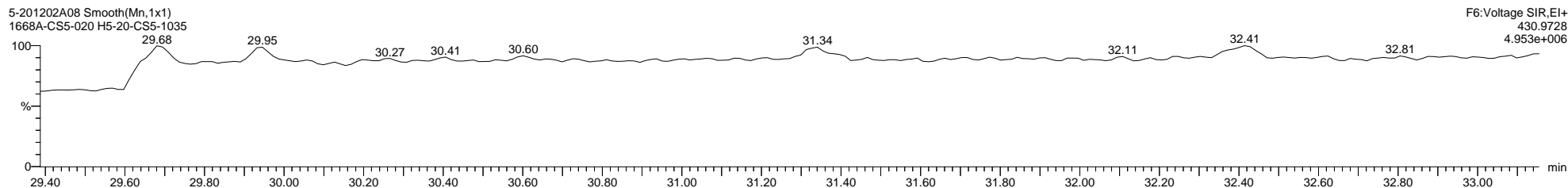
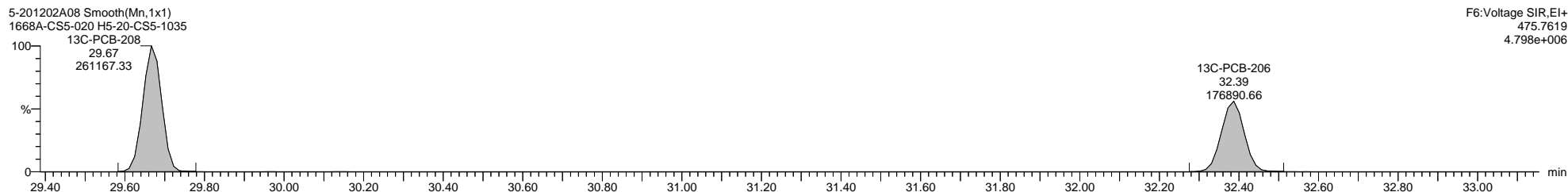

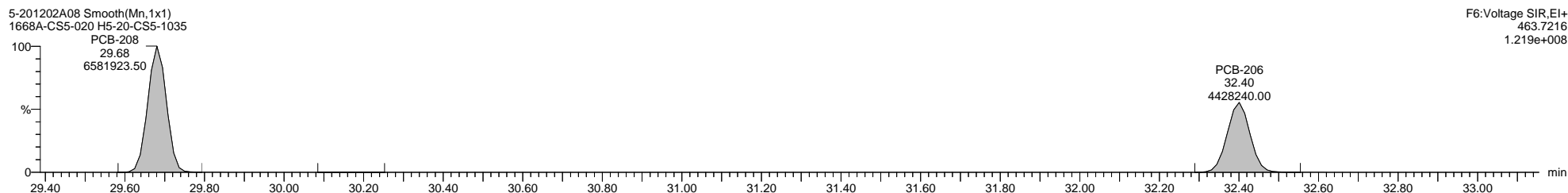



Dataset: C:\MassLynx\PCB.PRO\Results\Local\2020-ARCHIVE\2020-December\5-201202A-ICAL.qld

Last Altered: Wednesday, December 02, 2020 16:02:34 Eastern Standard Time

Printed: Wednesday, April 28, 2021 10:50:51 Eastern Daylight Time

Name: 5-201202A08, Date: 02-Dec-2020, Time: 13:21:16, ID: H5-20-CS5-1035, Description: 1668A-CS5-020, Vial: Tray1:8

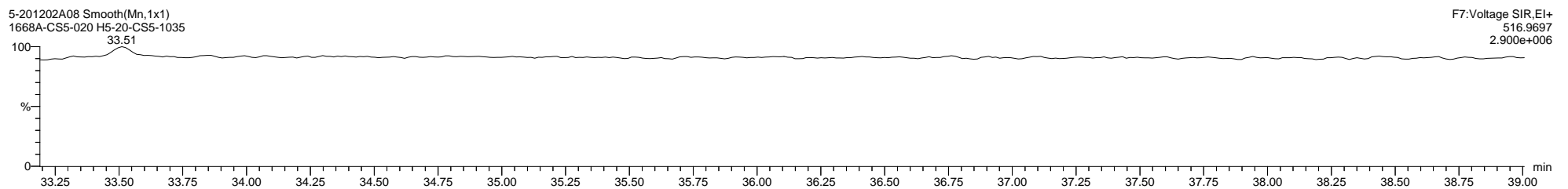
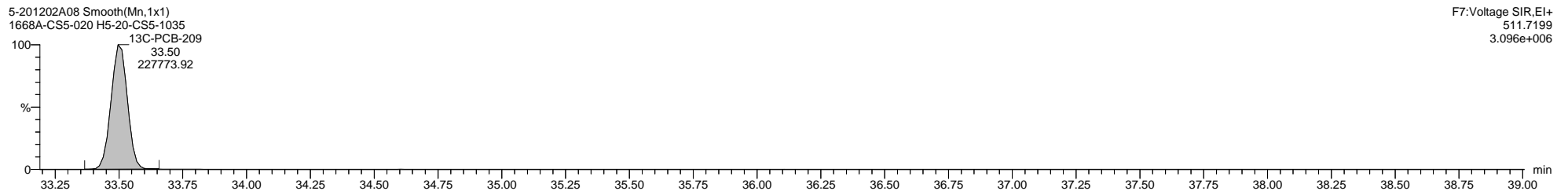
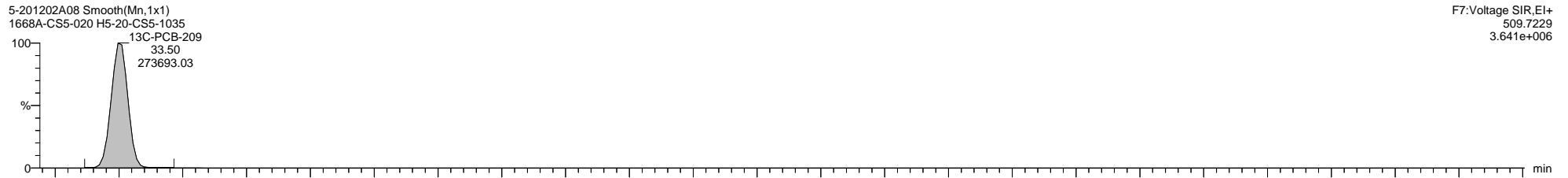
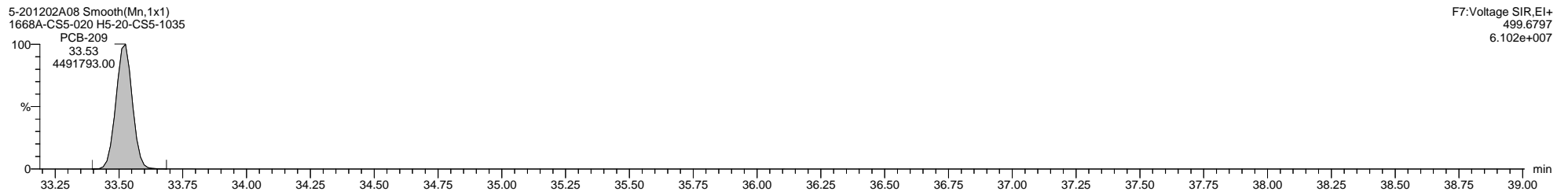
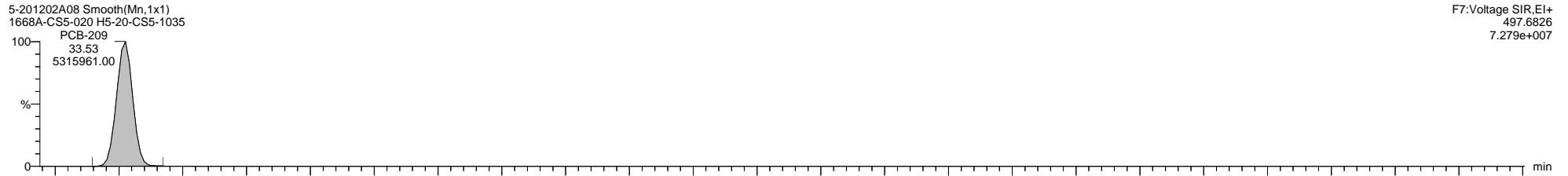


Dataset: C:\MassLynx\PCB.PRO\Results\Local\2020-ARCHIVE\2020-December\5-201202A-ICAL.qld

Last Altered: Wednesday, December 02, 2020 16:02:34 Eastern Standard Time

Printed: Wednesday, April 28, 2021 10:50:51 Eastern Daylight Time

Name: 5-201202A08, Date: 02-Dec-2020, Time: 13:21:16, ID: H5-20-CS5-1035, Description: 1668A-CS5-020, Vial: Tray1:8



Quantify Sample Summary Report

MassLynx MassLynx V4.1 SCN 901

Dataset: C:\MassLynx\PCB.PRO\Results\Local\2020-ARCHIVE\2020-December\5-201202A-RS.qld

Last Altered: Wednesday, December 02, 2020 16:15:00 Eastern Standard Time

Printed: Wednesday, April 28, 2021 10:54:06 Eastern Daylight Time

Method: C:\MassLynx\PCB.PRO\MethDB\1668-OCTYL-1-ICAL-201202A.mdb 07 Feb 2020 11:57:21

Calibration: C:\MassLynx\PCB.PRO\CurveDB\5-201202A-ICAL.cdb 02 Dec 2020 15:02:34

Name: 5-201202A09, Date: 02-Dec-2020, Time: 14:03:28, ID: H5-20-RS1-1035, Description: 1668A-RS1-020, Vial: Tray1:9

	Target Analyte	#Hom	Total Area	Ion1 Area	Ion2 Area	Ra	Ra Fail=Y...	RT	RRT	RT LCL	RT UCL	Conc.	%Rec	Mod.Comment	Noise 1	Noise 2
1	PCB-1		1194970	914081	280888	3.25	NO	8.97	1.00	8.93	9.00	52.22531	104.5		1386	1314
2	PCB-3		1060674	812290	248384	3.27	NO	10.49	1.00	10.46	10.53	50.27805	100.6		1386	1314
3	PCB-4		576669	341376	235292	1.45	NO	10.65	1.00	10.62	10.68	53.67444	107.3		3065	20257
4	PCB-15		935733	573041	362692	1.58	NO	14.32	1.00	14.29	14.36	54.49388	109.0		3200	6481
5	PCB-19		573954	294610	279344	1.05	NO	12.64	1.00	12.61	12.67	55.52118	111.0		3396	2672
6	PCB-37		632309	321234	311075	1.03	NO	18.27	1.00	18.23	18.30	53.44828	106.9		4593	4171
7	PCB-54		701416	307647	393769	0.78	NO	14.49	1.00	14.46	14.52	53.78611	107.6		969	1157
8	PCB-81		462804	203553	259251	0.79	NO	21.83	1.00	21.79	21.86	51.36832	102.7		1603	1539
9	PCB-77		450487	197360	253127	0.78	NO	22.13	1.00	22.10	22.16	51.67874	103.4		1603	1539
10	PCB-104		515471	316044	199427	1.58	NO	17.52	1.00	17.49	17.56	48.92945	97.9		959	1038
11	PCB-123		370292	227617	142675	1.60	NO	23.10	1.00	23.07	23.14	51.76187	103.5		1817	1641
12	PCB-118		411759	252114	159645	1.58	NO	23.27	1.00	23.24	23.31	51.40264	102.8		1817	1641
13	PCB-114		390657	241500	149157	1.62	NO	23.58	1.00	23.54	23.61	52.06190	104.1		1817	1641
14	PCB-105		373421	229573	143847	1.60	NO	23.93	1.00	23.89	23.96	50.49072	101.0		1817	1641
15	PCB-126		334795	205845	128950	1.60	NO	25.52	1.00	25.49	25.55	50.52740	101.1		1817	1641
16	PCB-155		453961	252734	201227	1.26	NO	20.51	1.00	20.48	20.55	49.90611	99.8		883	792
17	PCB-167		322871	177499	145372	1.22	NO	26.40	1.00	26.37	26.44	50.20915	100.4		973	1124
18	PCB-156/157		648980	357360	291620	1.23	NO	27.04	1.00	27.01	27.08	102.52232	102.5		973	1124
19	PCB-169		313418	172456	140963	1.22	NO	28.70	1.00	28.67	28.73	53.09936	106.2		973	1124
20	PCB-188		311178	157591	153586	1.03	NO	23.50	1.00	23.47	23.54	51.38211	102.8		1707	1848
21	PCB-189		292983	150359	142625	1.05	NO	29.96	1.00	29.93	29.99	51.48551	103.0		2254	2104
22	PCB-202		284686	133467	151219	0.88	NO	26.28	1.00	26.25	26.32	52.35957	104.7		541	702
23	PCB-205		218092	102612	115480	0.89	NO	31.34	1.00	31.31	31.37	49.73399	99.5		475	451
24	PCB-208		222074	99535	122539	0.81	NO	29.69	1.00	29.66	29.73	48.79727	97.6		701	747
25	PCB-206		155138	69332	85806	0.81	NO	32.41	1.00	32.38	32.45	47.44740	94.9		701	747
26	PCB-209		232873	126620	106253	1.19	NO	33.53	1.00	33.49	33.56	52.64639	105.3		363	359
27	13C-PCB-31		1333823	688979	644844	1.07	NO	15.83	0.87	15.80	15.86	108.76798	108.8		23203	13197
28	13C-PCB-95		484551	300696	183855	1.64	NO	19.13	1.09	19.09	19.16	106.16294	106.2		2045	1572
29	13C-PCB-153		555285	313804	241481	1.30	NO	24.18	1.18	24.15	24.21	102.38156	102.4		2720	1424
30	13C-PCB-28		1394069	720814	673255	1.07	NO	16.00	0.94	15.96	16.03	101.35416	101.4		23203	13197
31	13C-PCB-111		576918	358073	218845	1.64	NO	22.02	1.07	21.99	22.05	98.92295	98.9		2045	1572
32	13C-PCB-178		385279	195626	189653	1.03	NO	25.06	1.01	25.03	25.09	98.58737	98.6		1280	736
33	13C-PCB-1		2000669	1503221	497448	3.02	NO	8.97	0.75	8.93	9.00	97.36885	97.4		3649	10641
34	13C-PCB-3		1764407	1326430	437978	3.03	NO	10.48	0.88	10.45	10.51	96.60123	96.6		3649	10641

**Quantify Sample Summary Report**      **MassLynx MassLynx V4.1 SCN 901**

Dataset: C:\MassLynx\PCB.PRO\Results\Local\2020-ARCHIVE\2020-December\5-201202A-RS.qld

Last Altered: Wednesday, December 02, 2020 16:15:00 Eastern Standard Time

Printed: Wednesday, April 28, 2021 10:54:06 Eastern Daylight Time

**Name: 5-201202A09, Date: 02-Dec-2020, Time: 14:03:28, ID: H5-20-RS1-1035, Description: 1668A-RS1-020, Vial: Tray1:9**

	Target Analyte	#Hom	Total Area	Ion1 Area	Ion2 Area	Ra	Ra Fail=Y...	RT	RRT	RT LCL	RT UCL	Conc.	%Rec	Mod.Comment	Noise 1	Noise 2
35	13C-PCB-4		1206416	737920	468496	1.58	NO	10.63	0.89	10.60	10.67	93.83812	93.8		3796	2231
36	13C-PCB-15		1565204	971721	593484	1.64	NO	14.32	1.20	14.28	14.35	97.54217	97.5		9246	3451
37	13C-PCB-19		888813	449231	439582	1.02	NO	12.62	1.06	12.59	12.66	92.47796	92.5		33610	46079
38	13C-PCB-37		1062153	550641	511512	1.08	NO	18.25	1.07	18.22	18.28	93.90020	93.9		23203	13197
39	13C-PCB-54		1221161	536109	685052	0.78	NO	14.47	0.85	14.44	14.51	91.76588	91.8		7205	4478
40	13C-PCB-81		743424	331923	411502	0.81	NO	21.82	1.06	21.78	21.85	93.62711	93.6		5759	3651
41	13C-PCB-77		750522	333768	416754	0.80	NO	22.12	1.07	22.09	22.16	92.91925	92.9		5759	3651
42	13C-PCB-104		913713	559842	353871	1.58	NO	17.51	1.03	17.48	17.55	91.73324	91.7		980	1230
43	13C-PCB-123		649285	401681	247604	1.62	NO	23.09	1.12	23.06	23.13	93.36797	93.4		2728	3050
44	13C-PCB-118		684086	422364	261723	1.61	NO	23.26	1.13	23.23	23.29	93.71024	93.7		2728	3050
45	13C-PCB-114		610206	376772	233434	1.61	NO	23.56	0.95	23.53	23.60	91.69170	91.7		2728	3050
46	13C-PCB-105		613581	378951	234630	1.62	NO	23.91	0.96	23.88	23.95	93.16971	93.2		2728	3050
47	13C-PCB-126		546793	338149	208644	1.62	NO	25.52	1.03	25.49	25.55	91.52440	91.5		2728	3050
48	13C-PCB-155		860079	473713	386366	1.23	NO	20.49	0.99	20.46	20.53	90.89765	90.9		1155	953
49	13C-PCB-167		582698	329043	253655	1.30	NO	26.39	1.06	26.36	26.42	98.37402	98.4		2720	1424
50	13C-PCB-156/157		1108781	630582	478199	1.32	NO	27.03	1.09	27.00	27.06	194.10109	97.1		2720	1424
51	13C-PCB-169		540734	307515	233219	1.32	NO	28.69	1.15	28.65	28.72	100.76100	100.8		2720	1424
52	13C-PCB-188		641953	328671	313282	1.05	NO	23.49	0.94	23.46	23.52	92.33290	92.3		1280	736
53	13C-PCB-189		563928	291333	272595	1.07	NO	29.95	0.96	29.91	29.98	103.86835	103.9		1333	1046
54	13C-PCB-202		504555	240737	263818	0.91	NO	26.26	1.06	26.22	26.29	93.89926	93.9		457	614
55	13C-PCB-205		478981	225563	253418	0.89	NO	31.33	1.01	31.29	31.36	96.58599	96.6		810	1002
56	13C-PCB-208		372637	166055	206581	0.80	NO	29.68	0.96	29.65	29.71	94.22386	94.2		352	537
57	13C-PCB-206		270090	118954	151136	0.79	NO	32.40	1.04	32.37	32.43	97.48940	97.5		352	537
58	13C-PCB-209		436956	239223	197734	1.21	NO	33.51	1.08	33.48	33.54	98.85356	98.9		305	214
59	13C-PCB-9		1910898	1156131	754767	1.53	NO	11.90	0.48	11.86	11.93	95.49103	95.5		3796	2231
60	13C-PCB-52		780002	350559	429443	0.82	NO	16.99	0.68	16.95	17.02	98.66279	98.7		5540	3500
61	13C-PCB-101		512619	315718	196902	1.60	NO	20.64	0.83	20.61	20.68	97.66591	97.7		2045	1572
62	13C-PCB-138		467322	260472	206850	1.26	NO	24.87	0.00	24.83	24.90	93.50433	93.5		2720	1424
63	13C-PCB-194		333123	156315	176808	0.88	NO	31.05	1.25	31.01	31.08	99.61117	99.6		810	1002
64	Total MoCB-F1	3		1768813								45272.69601			1386	
65	Total DiCB-F1	2		361726								41447.28079			3065	
66	Total DiCB-F2	2		579008								8679.67169			3200	
67	Total TrCB-F1	1		294610								55.52118			1515	
68	Total TrCB-F3	4		328703								12180.08048			3075	
69	Total TeCB-F2	1		307647								53.78611			969	
70	Total TeCB-F4	6		404918								7427.29188			1603	
71	Total PeCB-F3	1		316044								48.92945			959	

**Quantify Sample Summary Report**      **MassLynx MassLynx V4.1 SCN 901**

Dataset: C:\MassLynx\PCB.PRO\Results\Local\2020-ARCHIVE\2020-December\5-201202A-RS.qld

Last Altered: Wednesday, December 02, 2020 16:15:00 Eastern Standard Time

Printed: Wednesday, April 28, 2021 10:54:06 Eastern Daylight Time

**Name: 5-201202A09, Date: 02-Dec-2020, Time: 14:03:28, ID: H5-20-RS1-1035, Description: 1668A-RS1-020, Vial: Tray1:9**

	Target Analyte	#Hom	Total Area	Ion1 Area	Ion2 Area	Ra	Ra Fail=Y...	RT	RRT	RT LCL	RT UCL	Conc.	%Rec	Mod.Comment	Noise 1	Noise 2
72	Total PeCB-F5	11		1177495								30259.04073			1817	
73	Total HxCB-F4	1		252734								49.90611			883	
74	Total HxCB-F5	9		713266								9677.29432			973	
75	Total HpCB-F5	9		167568								19982.33654			833	
76	Total HpCB-F6	4		157301								13365.59373			997	
77	Total OcCB-F5	4		134288								1751.03902			541	
78	Total OcCB-F6	5		111775								21385.31605			475	
79	Total NoCB-F6	2		168867								96.24466			701	
80	Total DeCB-F7	1		126620								52.64639			363	
81	Total 13C-MoCB-F1	2		2829651								193.97007			3649	
82	Total 13C-DiCB-F1	3		1897033								189.80345			3796	
83	Total 13C-DiCB-F2	2		1917063								1817029.876...			9246	
84	Total 13C-TrCB-F1	3		452002								16247.77385			33610	
85	Total 13C-TrCB-F3	3		1960433								304.02234			23203	
86	Total 13C-TeCB-F2	1		536109								91.76588			7205	
87	Total 13C-TeCB-F3	3		359098								101.14479			5540	
88	Total 13C-TeCB-F4	8		679867								20927.42857			5759	
89	Total 13C-PeCB-F3	1		559842								91.73324			980	
90	Total 13C-PeCB-F4	10		979519								308.24836			2045	
91	Total 13C-PeCB-F5	14		1957701								49581.56049			2728	
92	Total 13C-HxCB-F4	2		475913								2213.69762			1155	
93	Total 13C-HxCB-F5	15		1860216								621.32964			2720	
94	Total 13C-HpCB-F5	6		531901								12916.16093			1280	
95	Total 13C-HpCB-F6	5		310772								30487.77858			1333	
96	Total 13C-OcCB-F5	3		241513								1407.66625			457	
97	Total 13C-OcCB-F6	5		394235								211.06844			810	
98	Total 13C-NoCB-F6	2		285009								191.71326			352	
99	Total 13C-DeCB-F7	1		239223								98.85356			305	
100	Lockmass F1			0											380862	
101	Lockmass F2			0											489923	
102	Lockmass F3			0											394385	
103	Lockmass F4			0											345243	
104	Lockmass F5			0											114930	
105	Lockmass F6			0											112938	
106	Lockmass F7			0											28661	



---

**Quantify Audit Report MassLynx MassLynx V4.1 SCN 901**

Dataset: C:\MassLynx\PCB.PRO\Results\Local\2020-ARCHIVE\2020-December\5-201202A-RS.qld

Last Altered: Wednesday, December 02, 2020 16:15:00 Eastern Standard Time

Printed: Wednesday, April 28, 2021 10:54:06 Eastern Daylight Time

---

Date	Time	Event	Details	Comments
02-Dec-20	16:14:59	Process Extract		
02-Dec-20	16:15:00	Process Integrate		
02-Dec-20	16:15:00	Process Quantify		
02-Dec-20	16:15:00	Dataset Created		
02-Dec-20	16:15:56	Dataset Saved	Saved to 'C:\MassLynx\PCB.PRO\Results\Local\2020-Decem...	

Quantify Sample Template Report

MassLynx MassLynx V4.1 SCN 901

Dataset: C:\MassLynx\PCB.PRO\Results\Local\2020-ARCHIVE\2020-December\5-201202A-RS.qld

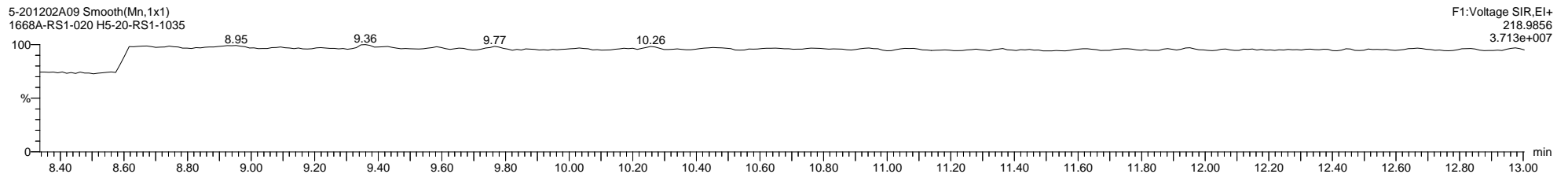
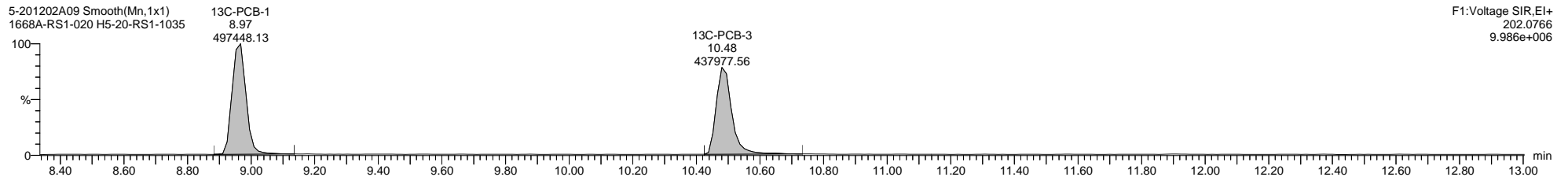
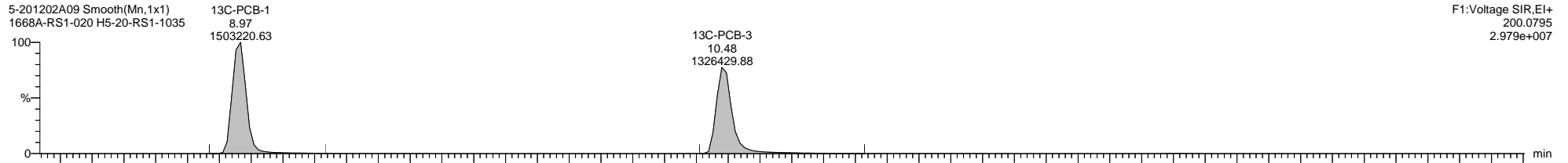
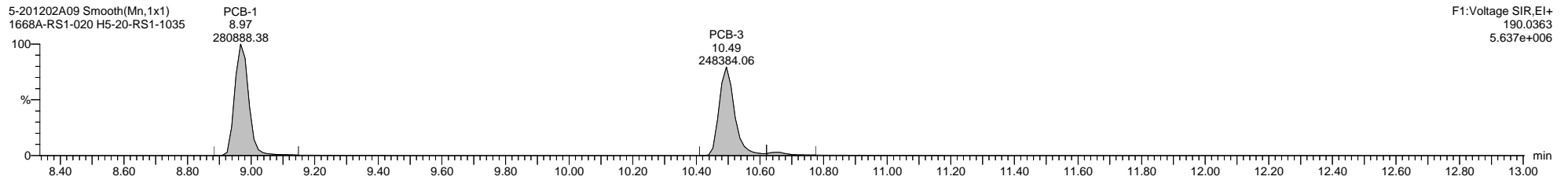
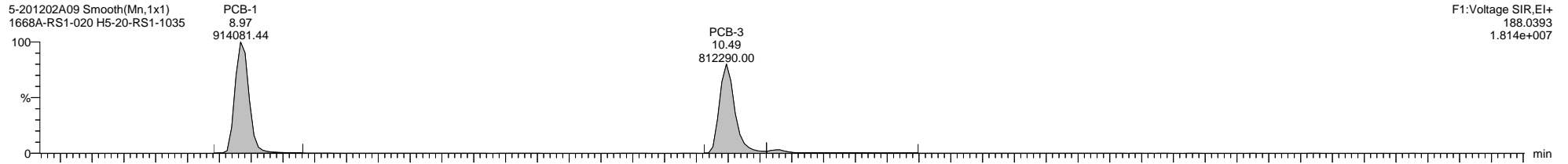
Last Altered: Wednesday, December 02, 2020 16:15:00 Eastern Standard Time

Printed: Wednesday, April 28, 2021 10:54:06 Eastern Daylight Time

Method: C:\MassLynx\PCB.PRO\MethDB\1668-OCTYL-1-ICAL-201202A.mdb 07 Feb 2020 11:57:21

Calibration: C:\MassLynx\PCB.PRO\CurveDB\5-201202A-ICAL.cdb 02 Dec 2020 15:02:34

Name: 5-201202A09, Date: 02-Dec-2020, Time: 14:03:28, ID: H5-20-RS1-1035, Description: 1668A-RS1-020, Vial: Tray1:9

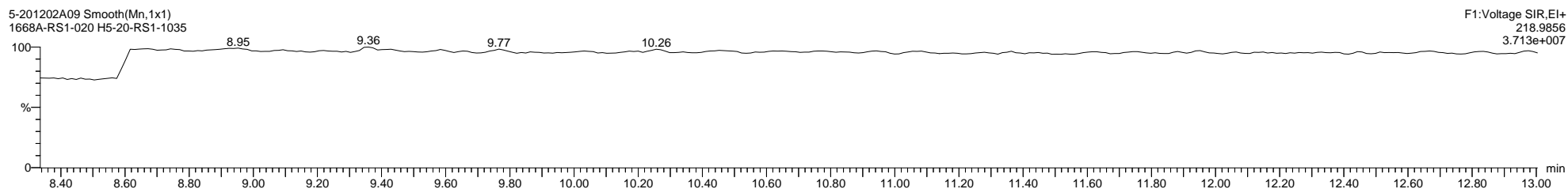
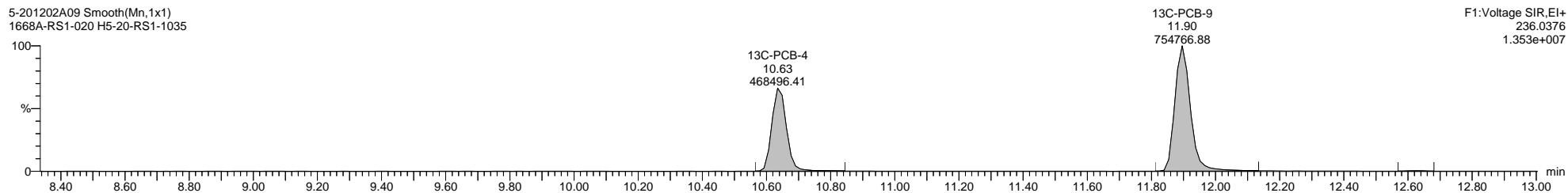
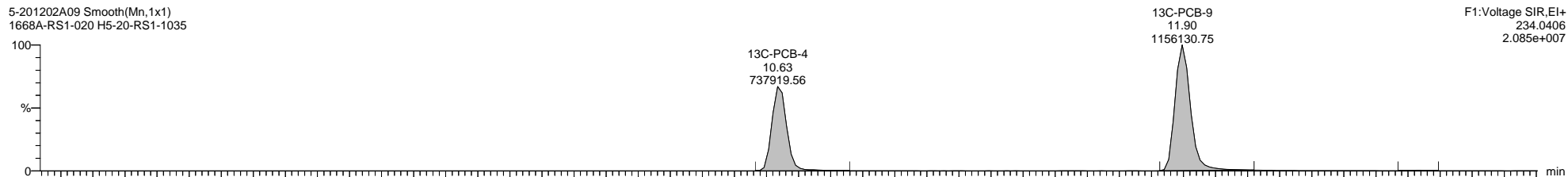
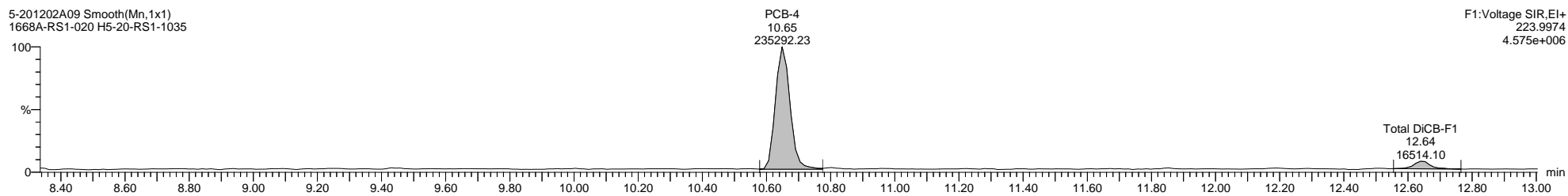
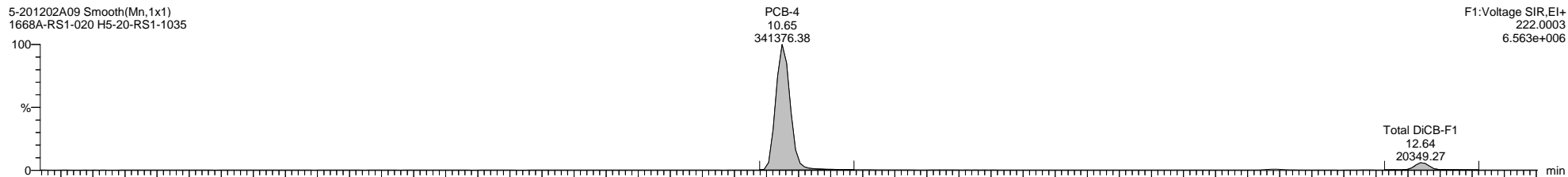


Dataset: C:\MassLynx\PCB.PRO\Results\Local\2020-ARCHIVE\2020-December\5-201202A-RS.qld

Last Altered: Wednesday, December 02, 2020 16:15:00 Eastern Standard Time

Printed: Wednesday, April 28, 2021 10:54:06 Eastern Daylight Time

Name: 5-201202A09, Date: 02-Dec-2020, Time: 14:03:28, ID: H5-20-RS1-1035, Description: 1668A-RS1-020, Vial: Tray1:9

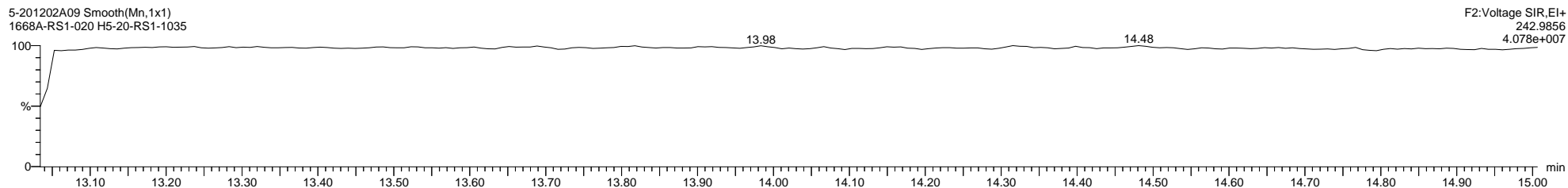
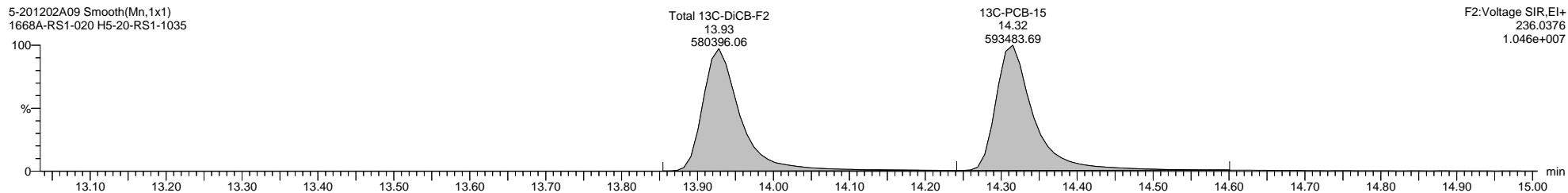
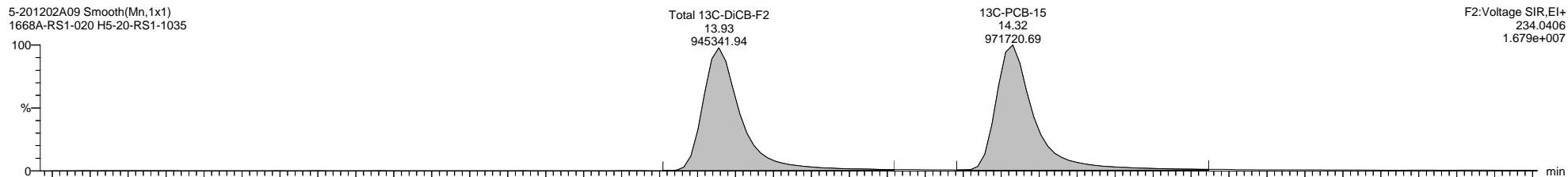
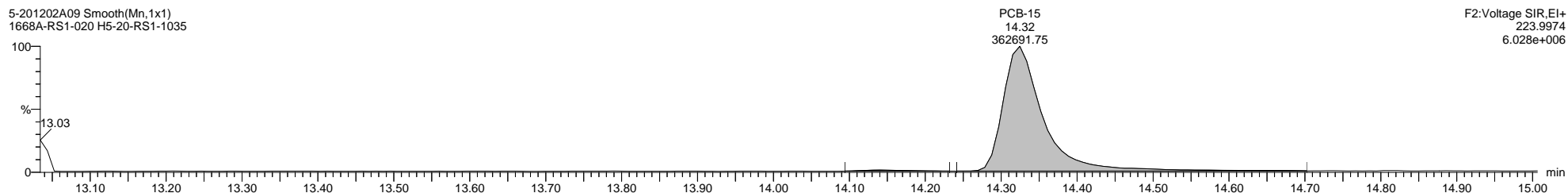



Dataset: C:\MassLynx\PCB.PRO\Results\Local\2020-ARCHIVE\2020-December\5-201202A-RS.qld

Last Altered: Wednesday, December 02, 2020 16:15:00 Eastern Standard Time

Printed: Wednesday, April 28, 2021 10:54:06 Eastern Daylight Time

Name: 5-201202A09, Date: 02-Dec-2020, Time: 14:03:28, ID: H5-20-RS1-1035, Description: 1668A-RS1-020, Vial: Tray1:9



Quantify Sample Template Report

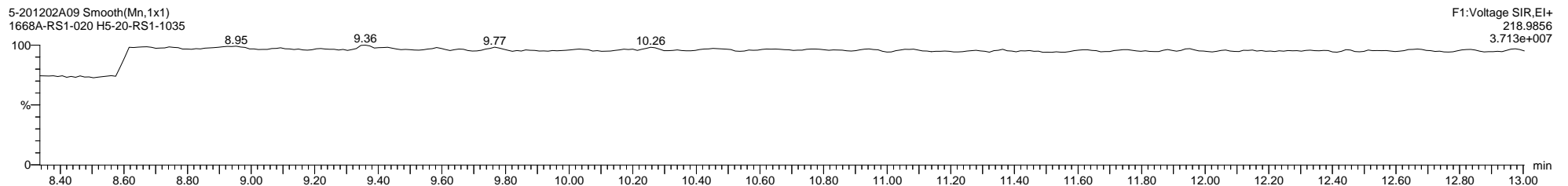
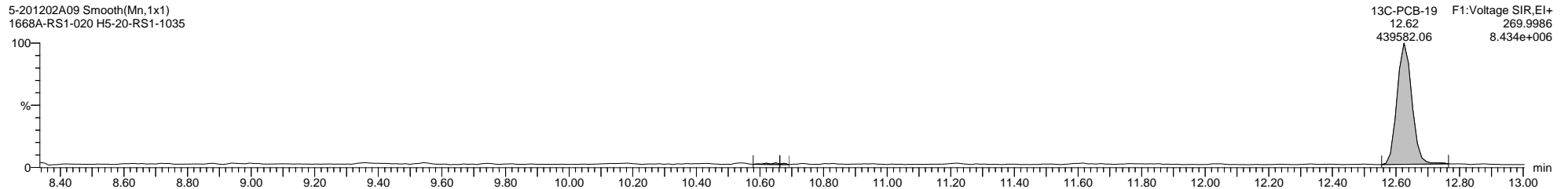

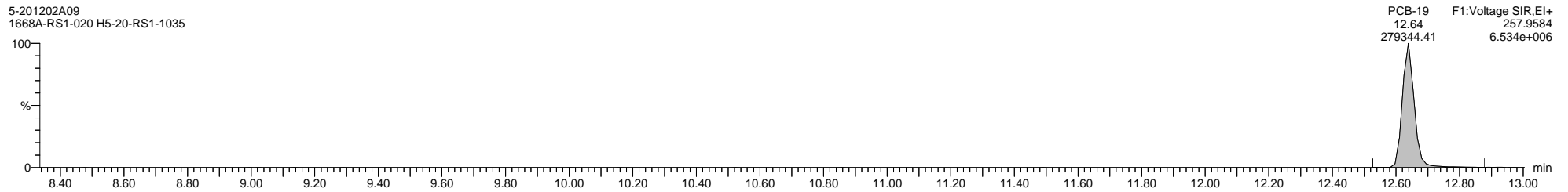

MassLynx MassLynx V4.1 SCN 901

Dataset: C:\MassLynx\PCB.PRO\Results\Local\2020-ARCHIVE\2020-December\5-201202A-RS.qld

Last Altered: Wednesday, December 02, 2020 16:15:00 Eastern Standard Time

Printed: Wednesday, April 28, 2021 10:54:06 Eastern Daylight Time

Name: 5-201202A09, Date: 02-Dec-2020, Time: 14:03:28, ID: H5-20-RS1-1035, Description: 1668A-RS1-020, Vial: Tray1:9



Quantify Sample Template Report

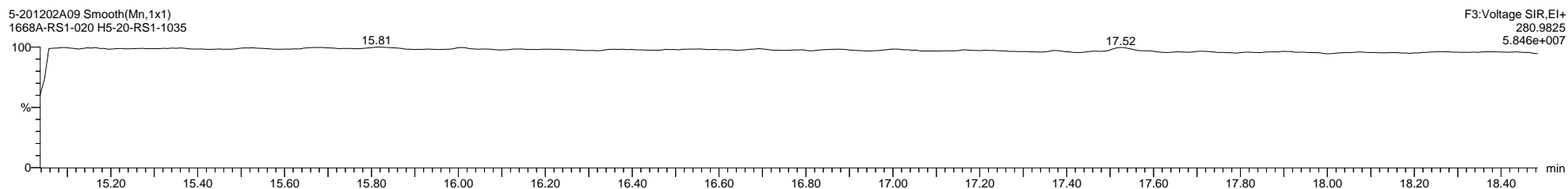


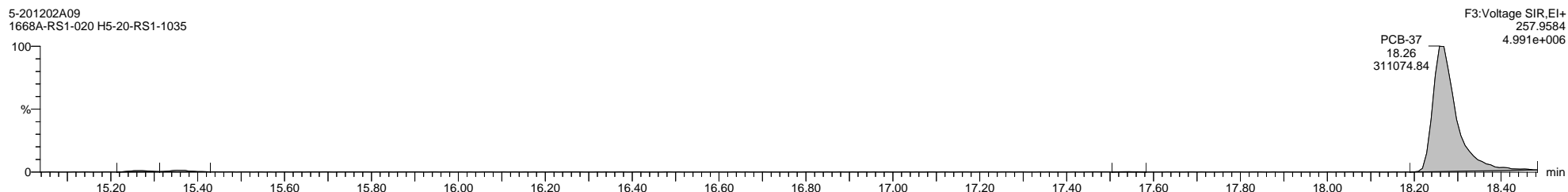

MassLynx MassLynx V4.1 SCN 901

Dataset: C:\MassLynx\PCB.PRO\Results\Local\2020-ARCHIVE\2020-December\5-201202A-RS.qld

Last Altered: Wednesday, December 02, 2020 16:15:00 Eastern Standard Time

Printed: Wednesday, April 28, 2021 10:54:06 Eastern Daylight Time

Name: 5-201202A09, Date: 02-Dec-2020, Time: 14:03:28, ID: H5-20-RS1-1035, Description: 1668A-RS1-020, Vial: Tray1:9




Dataset: C:\MassLynx\PCB.PRO\Results\Local\2020-ARCHIVE\2020-December\5-201202A-RS.qld

Last Altered: Wednesday, December 02, 2020 16:15:00 Eastern Standard Time

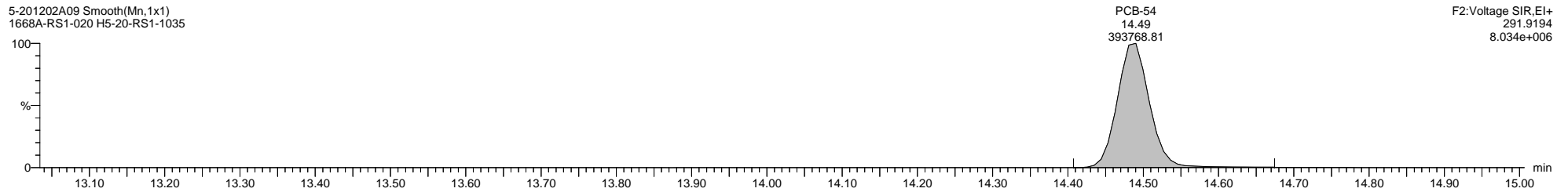
Printed: Wednesday, April 28, 2021 10:54:06 Eastern Daylight Time

Name: 5-201202A09, Date: 02-Dec-2020, Time: 14:03:28, ID: H5-20-RS1-1035, Description: 1668A-RS1-020, Vial: Tray1:9


5-201202A09 Smooth(Mn,1x1)  
1668A-RS1-020 H5-20-RS1-1035



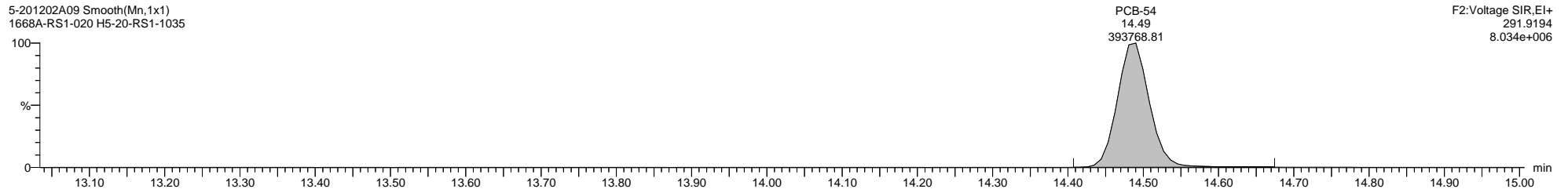
5-201202A09 Smooth(Mn,1x1)  
1668A-RS1-020 H5-20-RS1-1035



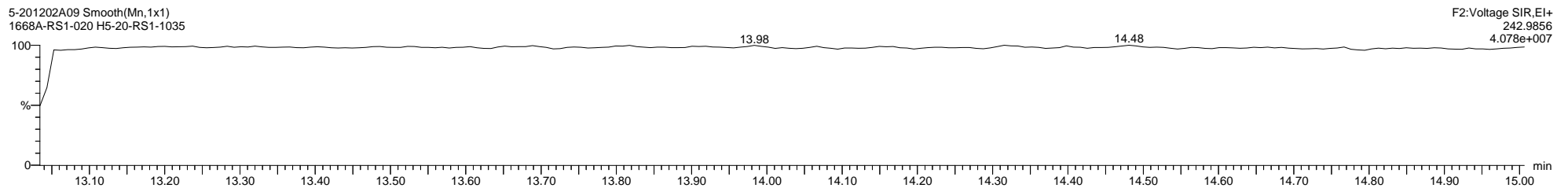
5-201202A09 Smooth(Mn,1x1)  
1668A-RS1-020 H5-20-RS1-1035



5-201202A09 Smooth(Mn,1x1)  
1668A-RS1-020 H5-20-RS1-1035



5-201202A09 Smooth(Mn,1x1)  
1668A-RS1-020 H5-20-RS1-1035



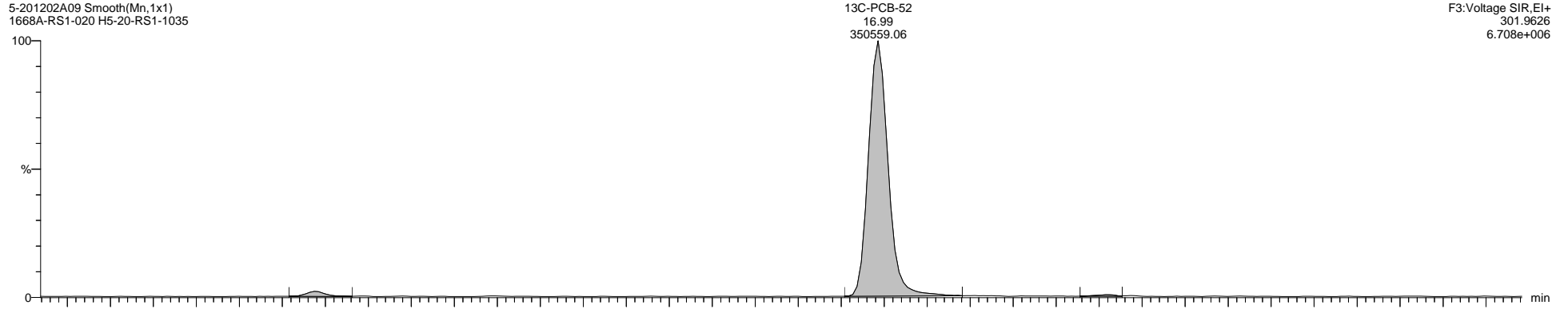
Dataset: C:\MassLynx\PCB.PRO\Results\Local\2020-ARCHIVE\2020-December\5-201202A-RS.qld

Last Altered: Wednesday, December 02, 2020 16:15:00 Eastern Standard Time

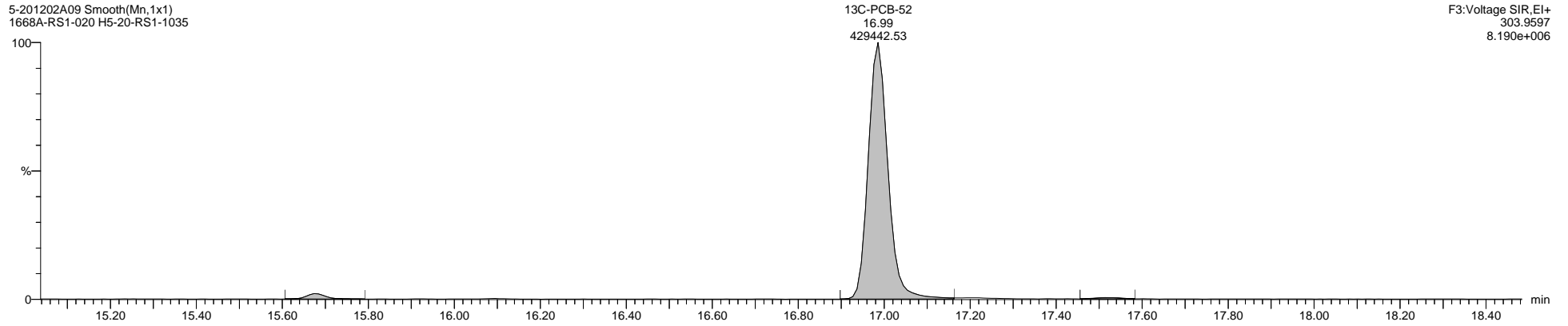
Printed: Wednesday, April 28, 2021 10:54:06 Eastern Daylight Time

Name: 5-201202A09, Date: 02-Dec-2020, Time: 14:03:28, ID: H5-20-RS1-1035, Description: 1668A-RS1-020, Vial: Tray1:9

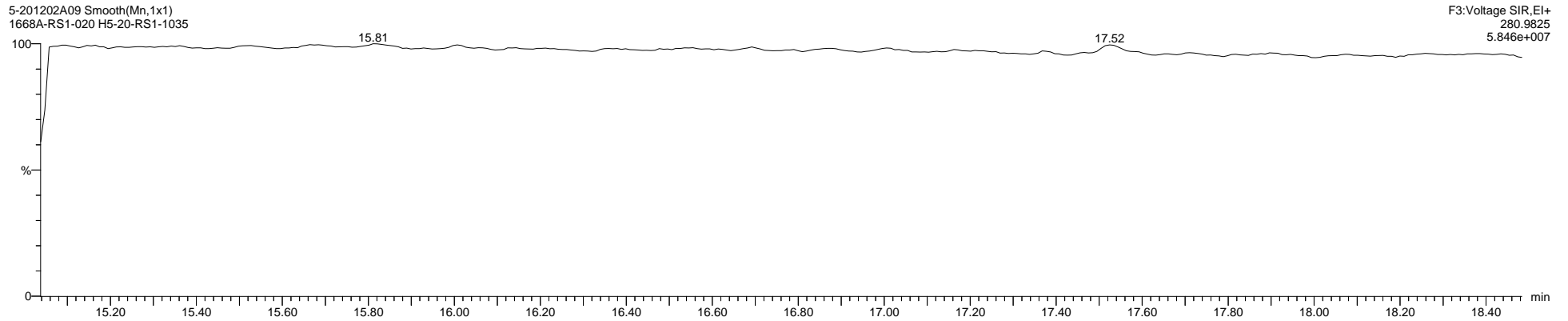
5-201202A09 Smooth(Mn,1x1)  
1668A-RS1-020 H5-20-RS1-1035



5-201202A09 Smooth(Mn,1x1)  
1668A-RS1-020 H5-20-RS1-1035



5-201202A09 Smooth(Mn,1x1)  
1668A-RS1-020 H5-20-RS1-1035





Quantify Sample Template Report

MassLynx MassLynx V4.1 SCN 901


Dataset: C:\MassLynx\PCB.PRO\Results\Local\2020-ARCHIVE\2020-December\5-201202A-RS.qld

Last Altered: Wednesday, December 02, 2020 16:15:00 Eastern Standard Time

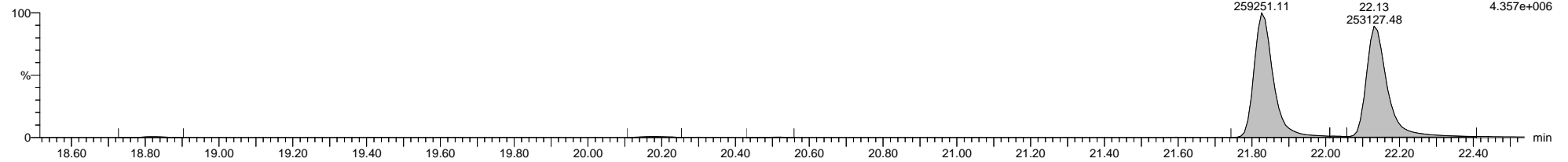
Printed: Wednesday, April 28, 2021 10:54:06 Eastern Daylight Time

Name: 5-201202A09, Date: 02-Dec-2020, Time: 14:03:28, ID: H5-20-RS1-1035, Description: 1668A-RS1-020, Vial: Tray1:9


5-201202A09 Smooth(Mn,1x1)  
1668A-RS1-020 H5-20-RS1-1035



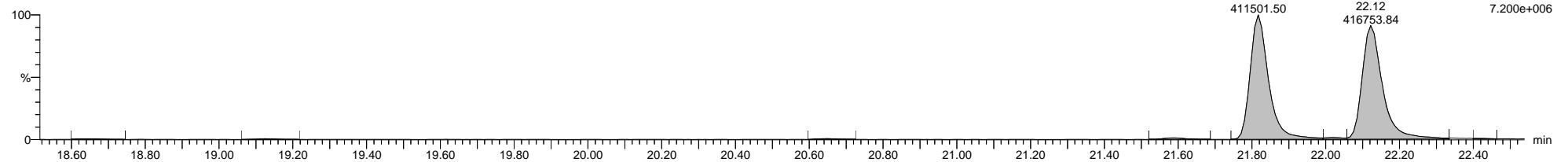
5-201202A09 Smooth(Mn,1x1)  
1668A-RS1-020 H5-20-RS1-1035



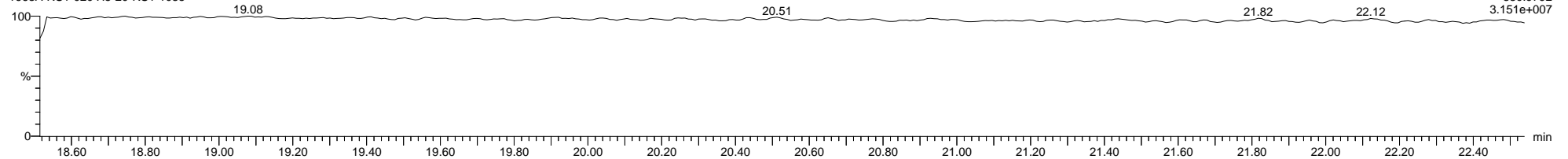
5-201202A09 Smooth(Mn,1x1)  
1668A-RS1-020 H5-20-RS1-1035



5-201202A09 Smooth(Mn,1x1)  
1668A-RS1-020 H5-20-RS1-1035



5-201202A09 Smooth(Mn,1x1)  
1668A-RS1-020 H5-20-RS1-1035




Dataset: C:\MassLynx\PCB.PRO\Results\Local\2020-ARCHIVE\2020-December\5-201202A-RS.qld

Last Altered: Wednesday, December 02, 2020 16:15:00 Eastern Standard Time

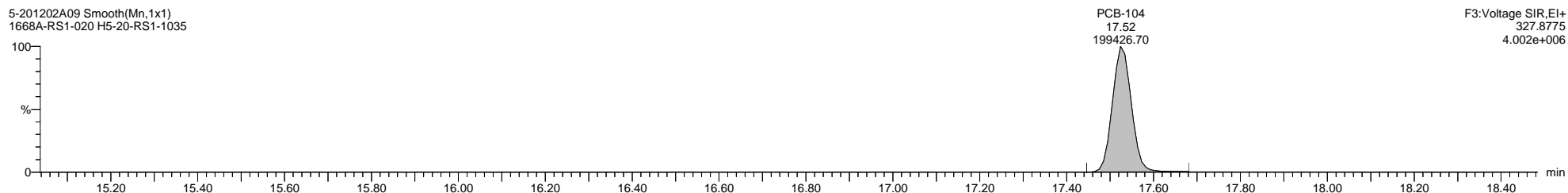
Printed: Wednesday, April 28, 2021 10:54:06 Eastern Daylight Time

Name: 5-201202A09, Date: 02-Dec-2020, Time: 14:03:28, ID: H5-20-RS1-1035, Description: 1668A-RS1-020, Vial: Tray1:9


5-201202A09 Smooth(Mn,1x1)  
1668A-RS1-020 H5-20-RS1-1035



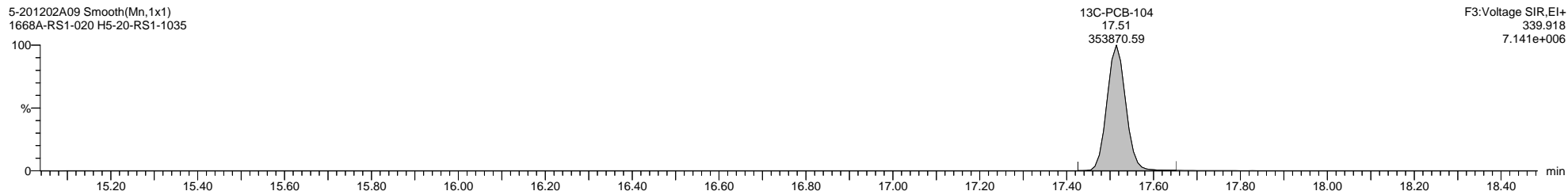
5-201202A09 Smooth(Mn,1x1)  
1668A-RS1-020 H5-20-RS1-1035



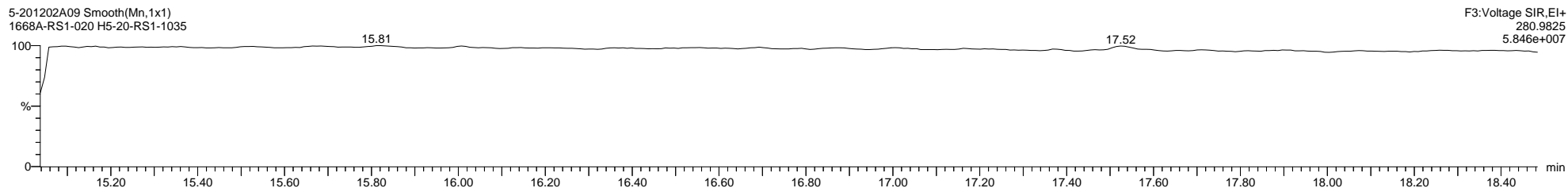
5-201202A09 Smooth(Mn,1x1)  
1668A-RS1-020 H5-20-RS1-1035



5-201202A09 Smooth(Mn,1x1)  
1668A-RS1-020 H5-20-RS1-1035



5-201202A09 Smooth(Mn,1x1)  
1668A-RS1-020 H5-20-RS1-1035



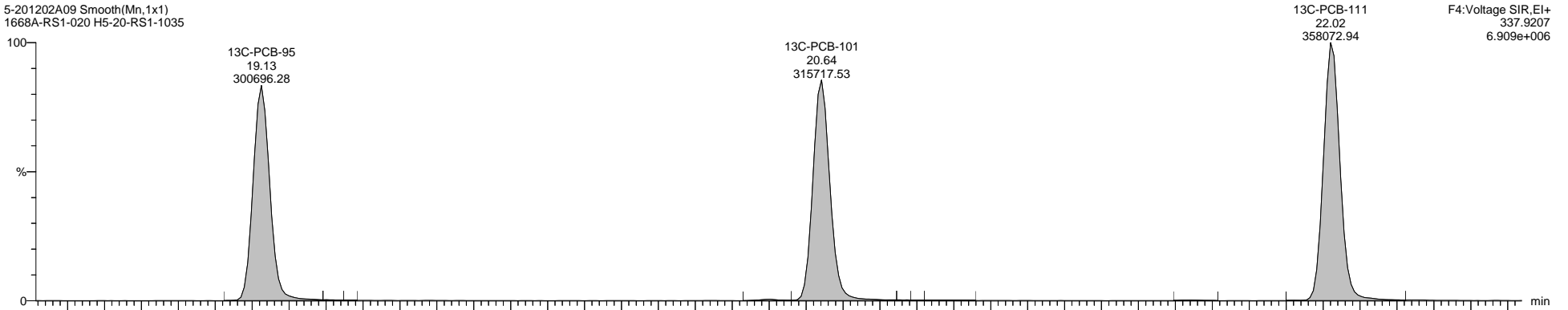
Dataset: C:\MassLynx\PCB.PRO\Results\Local\2020-ARCHIVE\2020-December\5-201202A-RS.qld

Last Altered: Wednesday, December 02, 2020 16:15:00 Eastern Standard Time

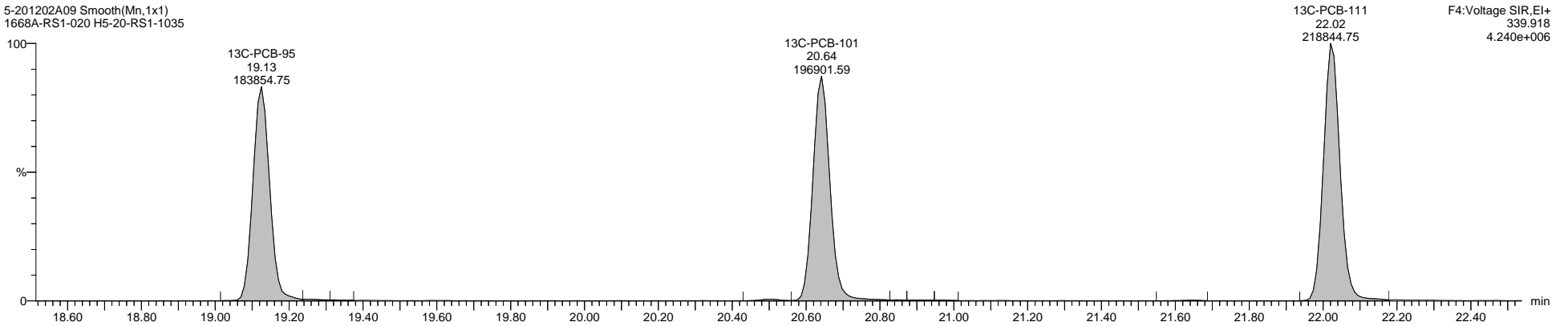
Printed: Wednesday, April 28, 2021 10:54:06 Eastern Daylight Time

Name: 5-201202A09, Date: 02-Dec-2020, Time: 14:03:28, ID: H5-20-RS1-1035, Description: 1668A-RS1-020, Vial: Tray1:9

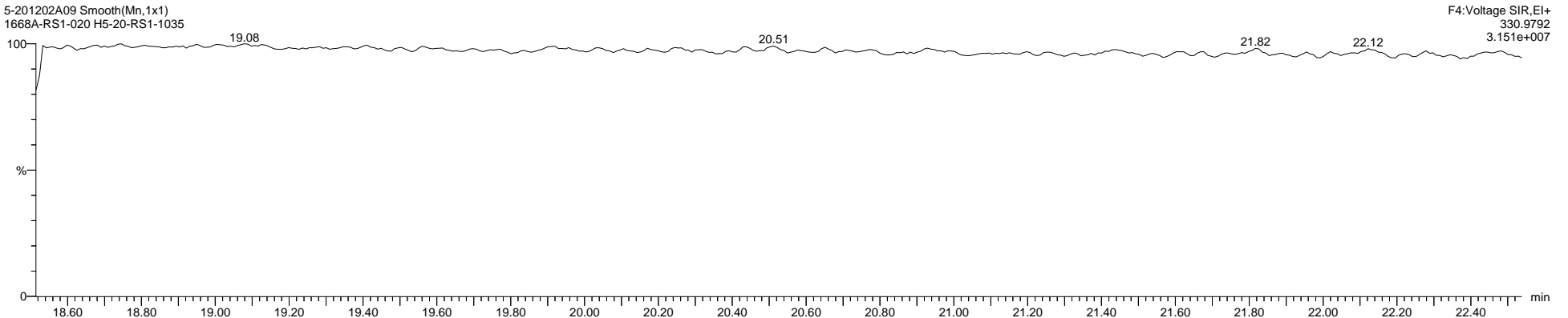
5-201202A09 Smooth(Mn,1x1)  
1668A-RS1-020 H5-20-RS1-1035



5-201202A09 Smooth(Mn,1x1)  
1668A-RS1-020 H5-20-RS1-1035



5-201202A09 Smooth(Mn,1x1)  
1668A-RS1-020 H5-20-RS1-1035



Quantify Sample Template Report

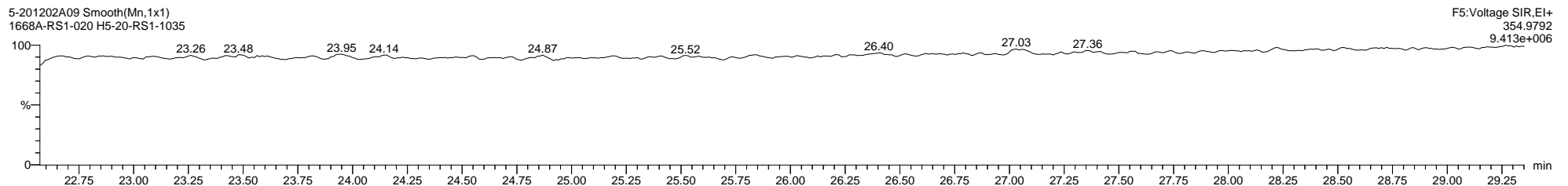
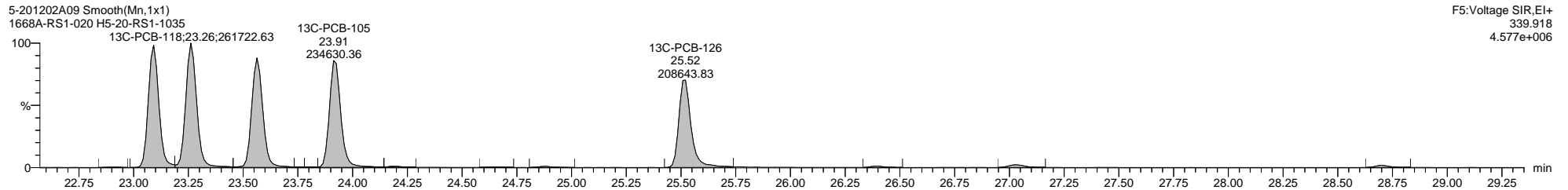
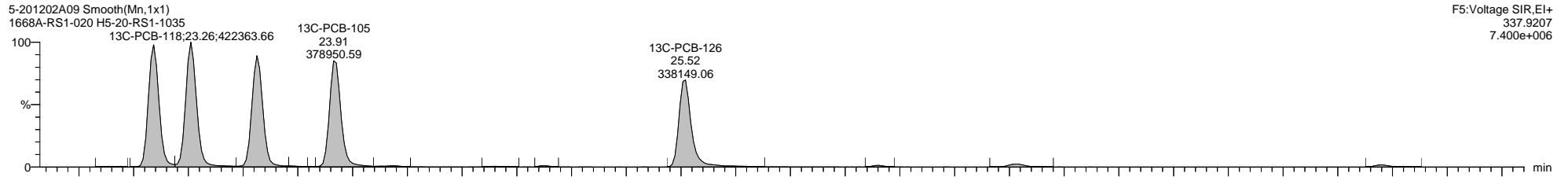
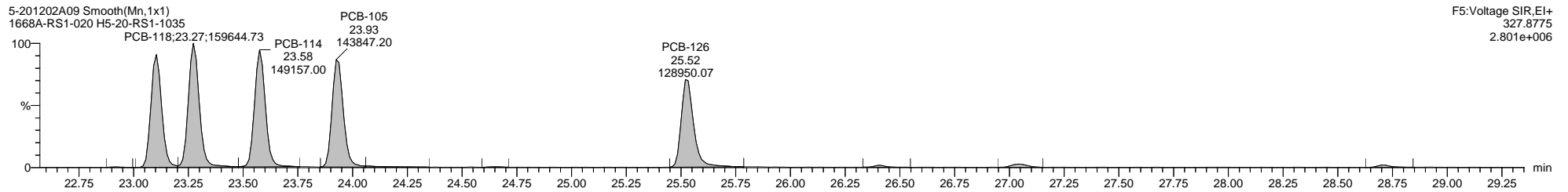
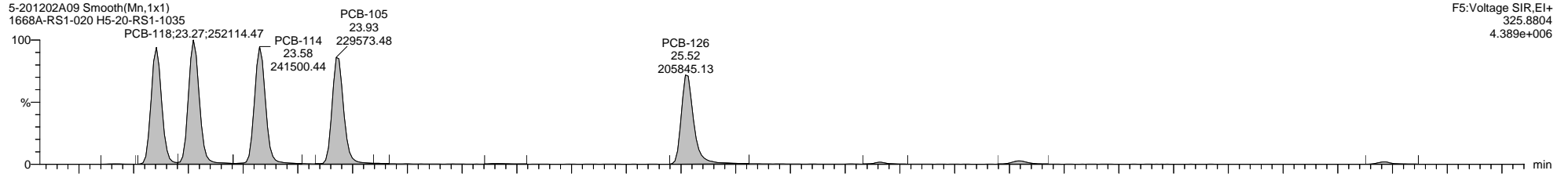
MassLynx MassLynx V4.1 SCN 901

Dataset: C:\MassLynx\PCB.PRO\Results\Local\2020-ARCHIVE\2020-December\5-201202A-RS.qld

Last Altered: Wednesday, December 02, 2020 16:15:00 Eastern Standard Time

Printed: Wednesday, April 28, 2021 10:54:06 Eastern Daylight Time

Name: 5-201202A09, Date: 02-Dec-2020, Time: 14:03:28, ID: H5-20-RS1-1035, Description: 1668A-RS1-020, Vial: Tray1:9

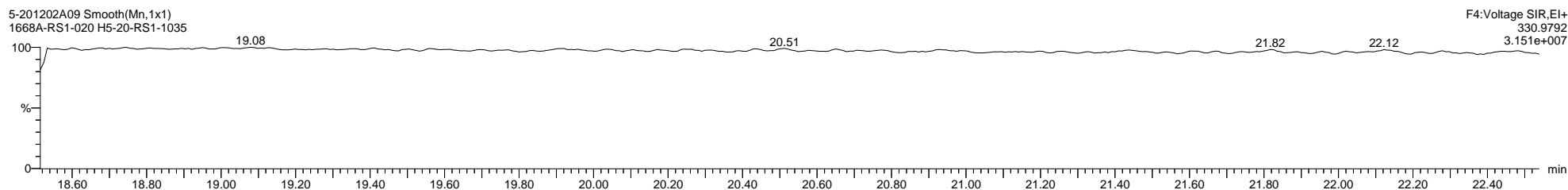
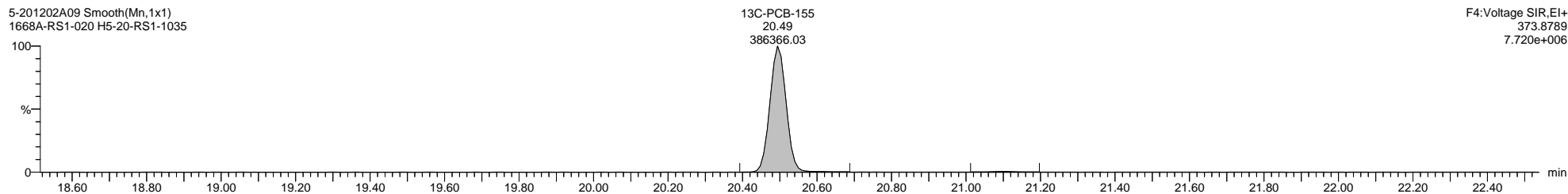
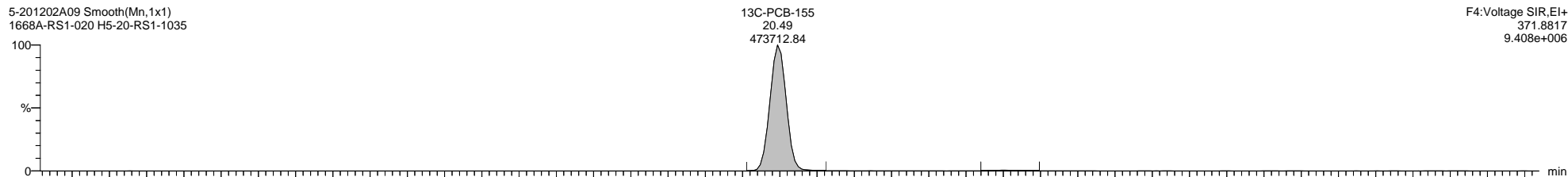
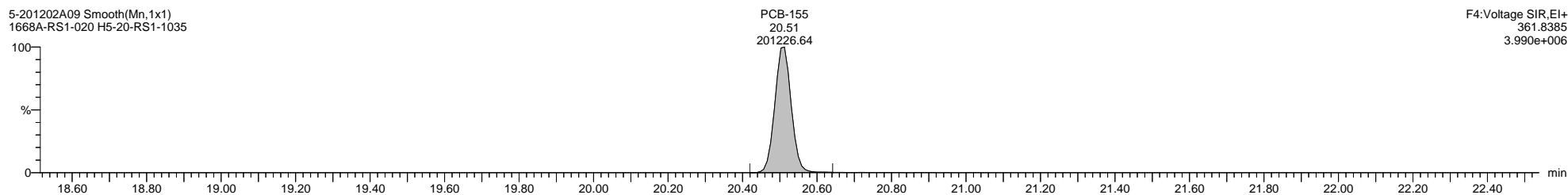
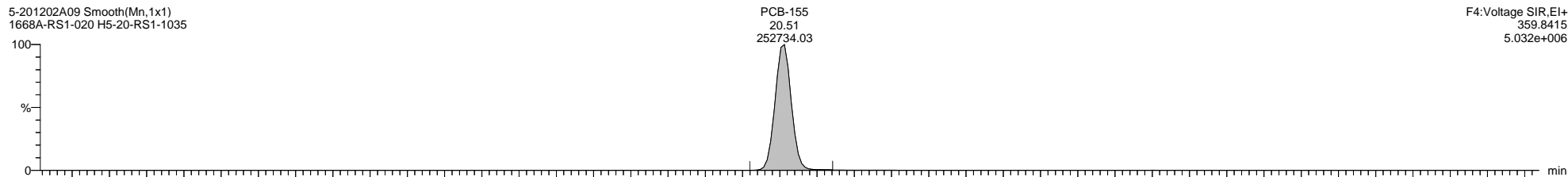


Dataset: C:\MassLynx\PCB.PRO\Results\Local\2020-ARCHIVE\2020-December\5-201202A-RS.qld

Last Altered: Wednesday, December 02, 2020 16:15:00 Eastern Standard Time

Printed: Wednesday, April 28, 2021 10:54:06 Eastern Daylight Time

Name: 5-201202A09, Date: 02-Dec-2020, Time: 14:03:28, ID: H5-20-RS1-1035, Description: 1668A-RS1-020, Vial: Tray1:9

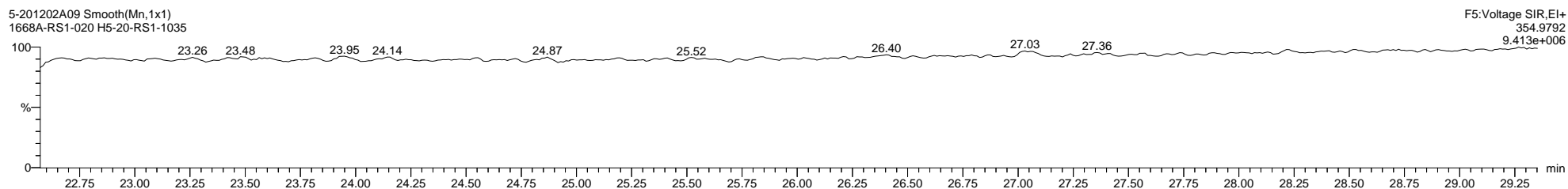
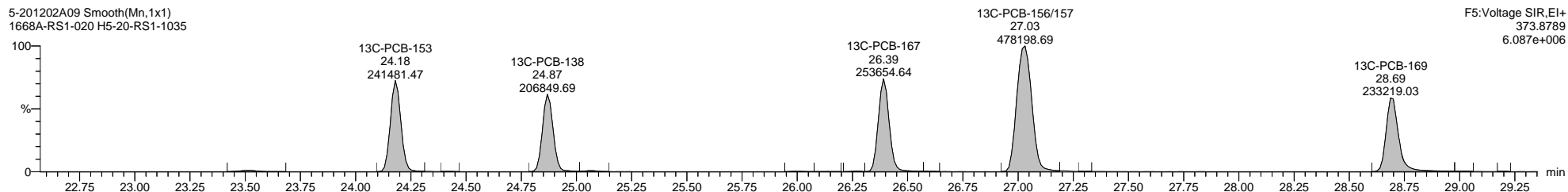
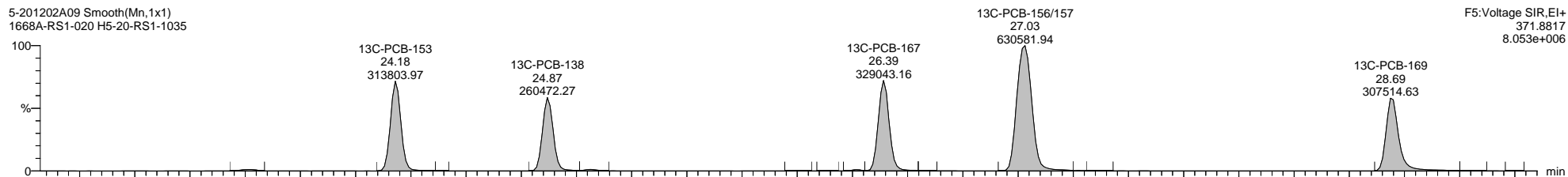
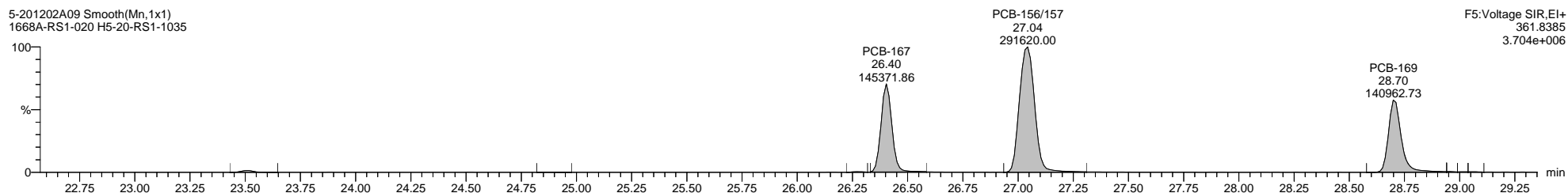
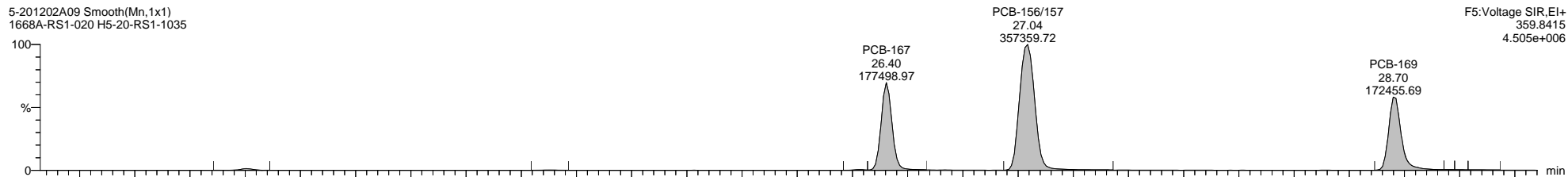


Dataset: C:\MassLynx\PCB.PRO\Results\Local\2020-ARCHIVE\2020-December\5-201202A-RS.qld

Last Altered: Wednesday, December 02, 2020 16:15:00 Eastern Standard Time

Printed: Wednesday, April 28, 2021 10:54:06 Eastern Daylight Time

Name: 5-201202A09, Date: 02-Dec-2020, Time: 14:03:28, ID: H5-20-RS1-1035, Description: 1668A-RS1-020, Vial: Tray1:9



Quantify Sample Template Report

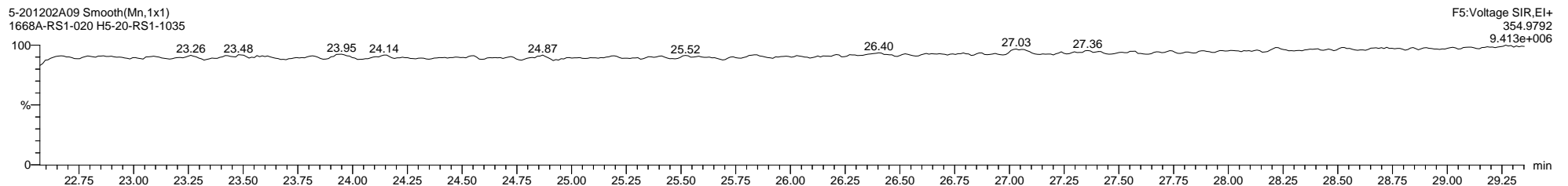
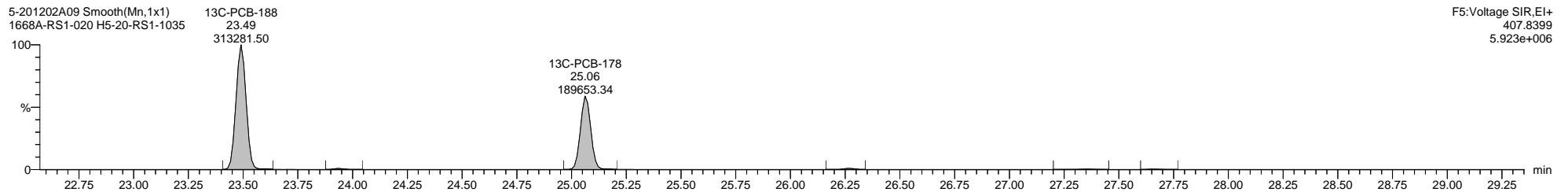
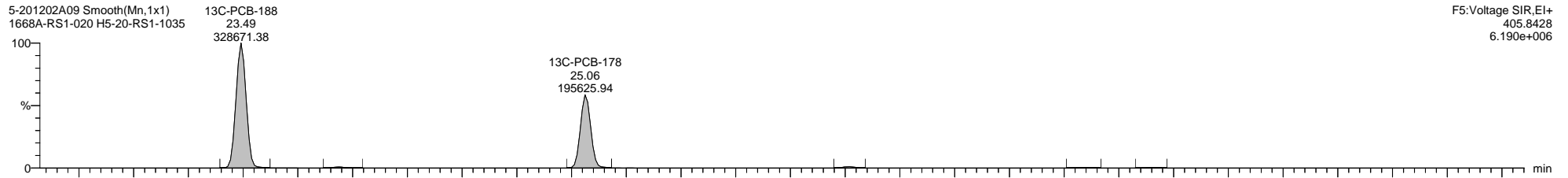
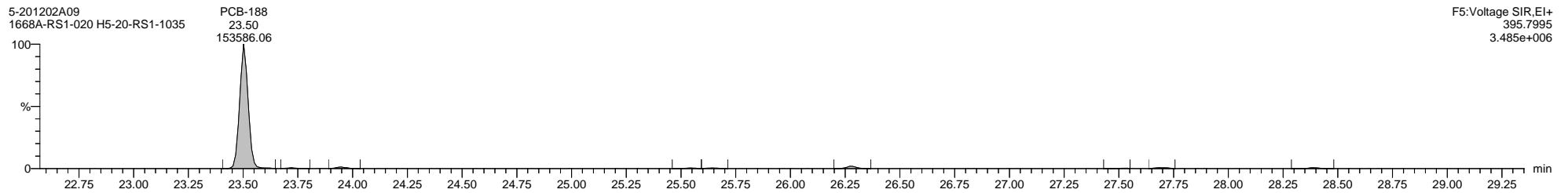
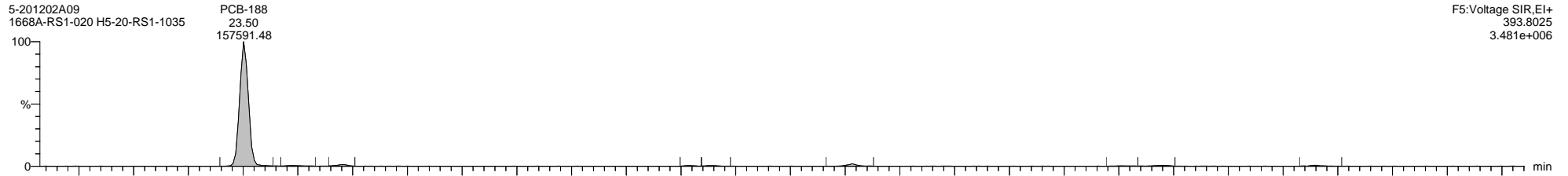
MassLynx MassLynx V4.1 SCN 901

Dataset: C:\MassLynx\PCB.PRO\Results\Local\2020-ARCHIVE\2020-December\5-201202A-RS.qld

Last Altered: Wednesday, December 02, 2020 16:15:00 Eastern Standard Time

Printed: Wednesday, April 28, 2021 10:54:06 Eastern Daylight Time

Name: 5-201202A09, Date: 02-Dec-2020, Time: 14:03:28, ID: H5-20-RS1-1035, Description: 1668A-RS1-020, Vial: Tray1:9



Quantify Sample Template Report

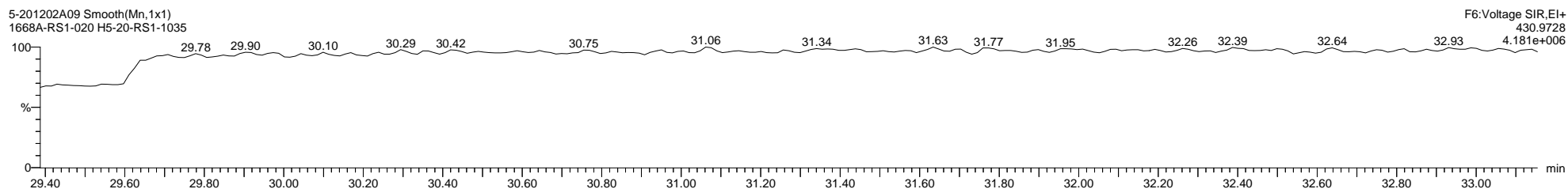
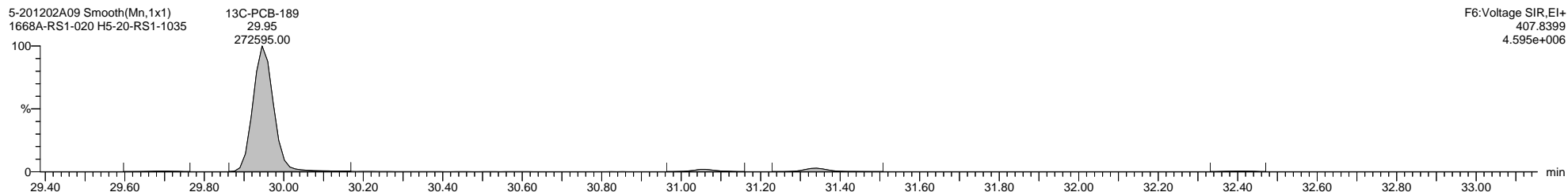

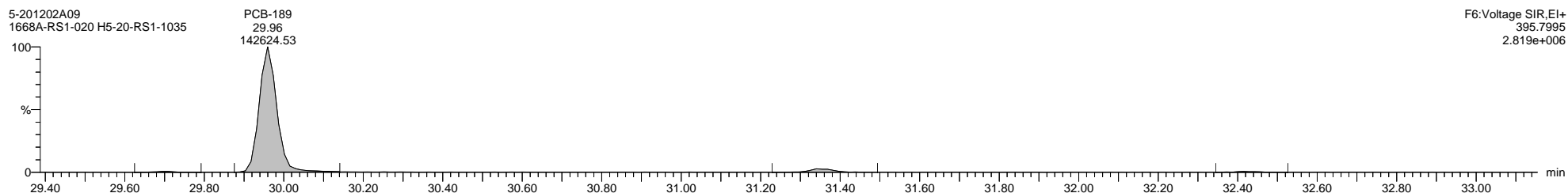
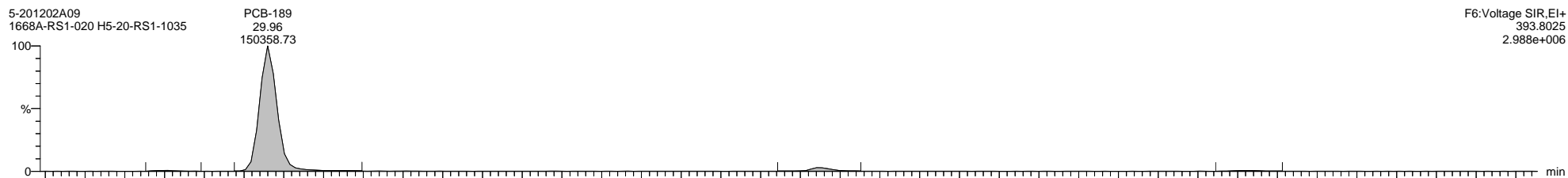
MassLynx MassLynx V4.1 SCN 901

Dataset: C:\MassLynx\PCB.PRO\Results\Local\2020-ARCHIVE\2020-December\5-201202A-RS.qld

Last Altered: Wednesday, December 02, 2020 16:15:00 Eastern Standard Time

Printed: Wednesday, April 28, 2021 10:54:06 Eastern Daylight Time

Name: 5-201202A09, Date: 02-Dec-2020, Time: 14:03:28, ID: H5-20-RS1-1035, Description: 1668A-RS1-020, Vial: Tray1:9





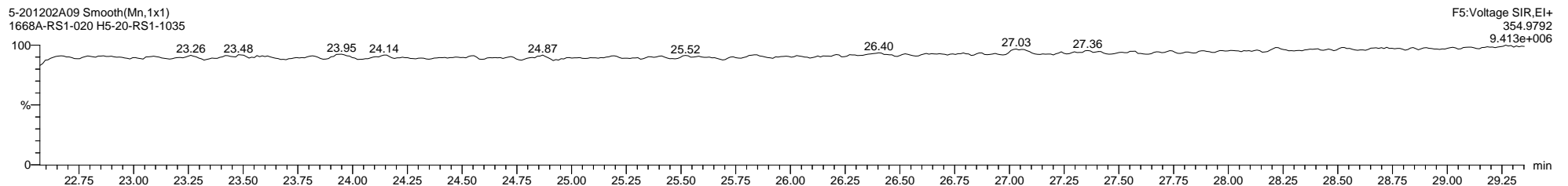
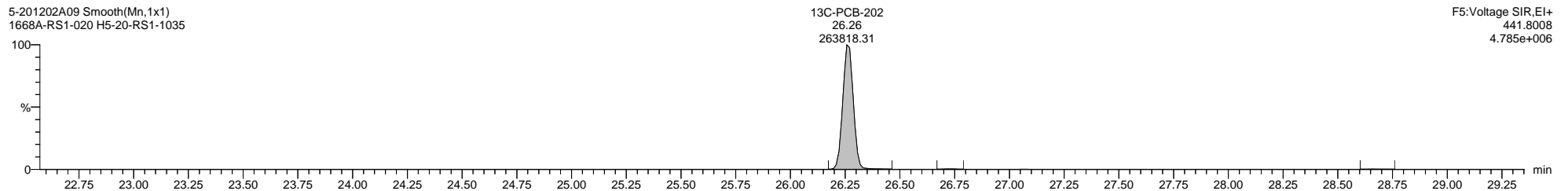
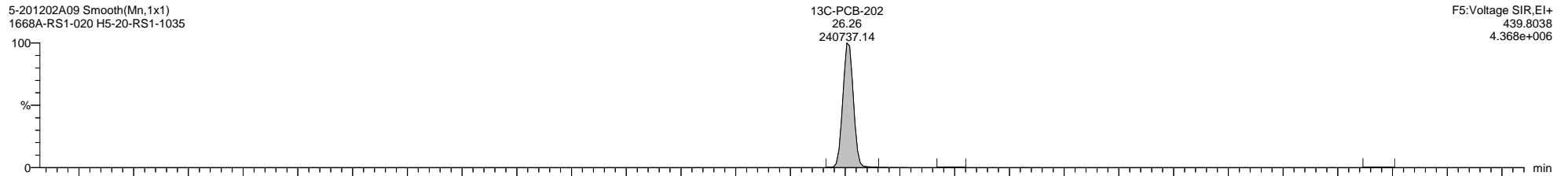
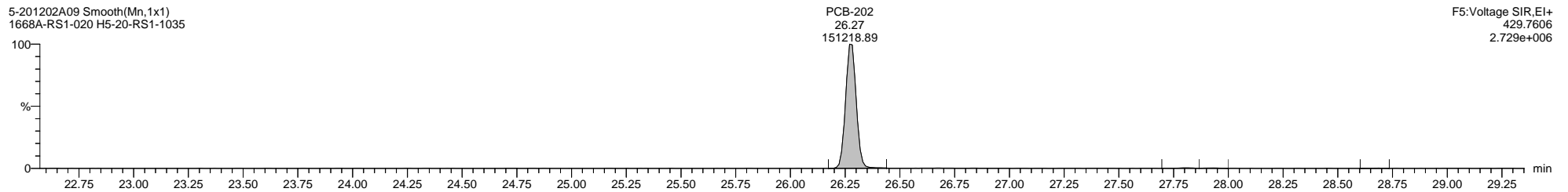
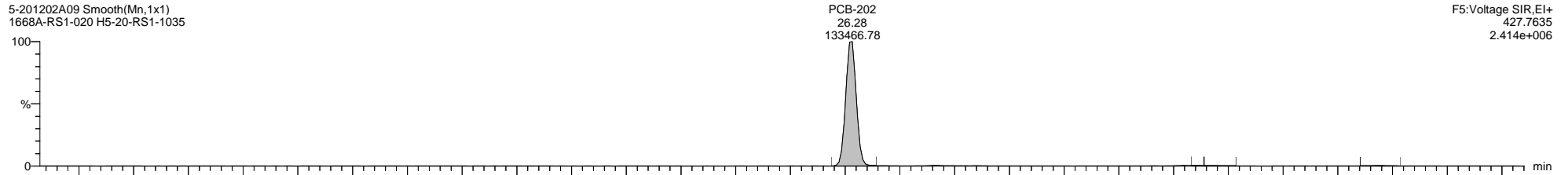
Quantify Sample Template Report **MassLynx MassLynx V4.1 SCN 901**

Dataset: C:\MassLynx\PCB.PRO\Results\Local\2020-ARCHIVE\2020-December\5-201202A-RS.qld

Last Altered: Wednesday, December 02, 2020 16:15:00 Eastern Standard Time

Printed: Wednesday, April 28, 2021 10:54:06 Eastern Daylight Time

Name: 5-201202A09, Date: 02-Dec-2020, Time: 14:03:28, ID: H5-20-RS1-1035, Description: 1668A-RS1-020, Vial: Tray1:9



Quantify Sample Template Report

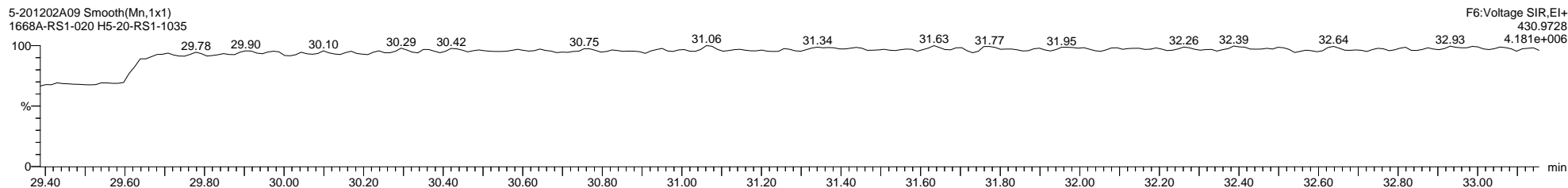
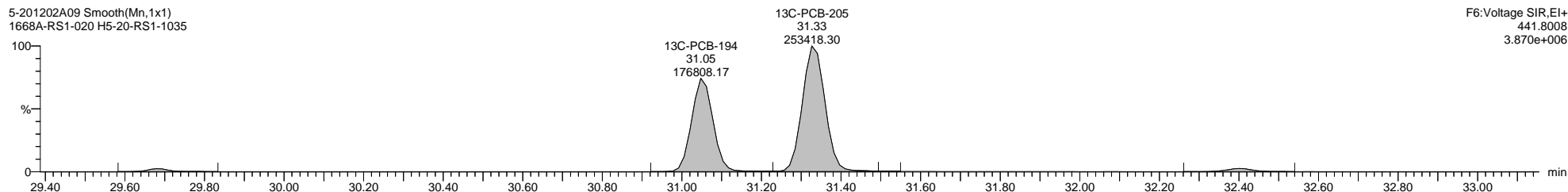
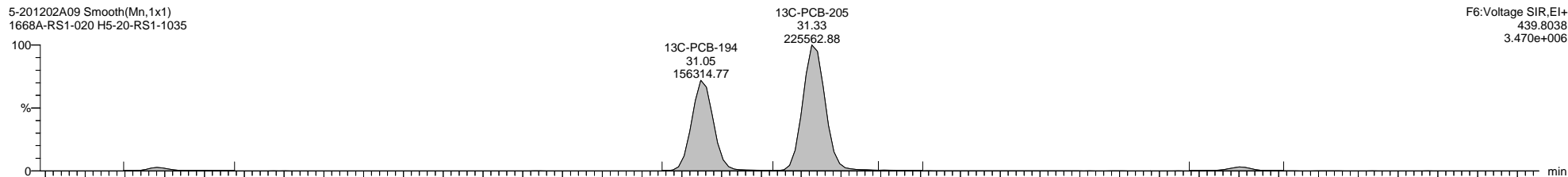
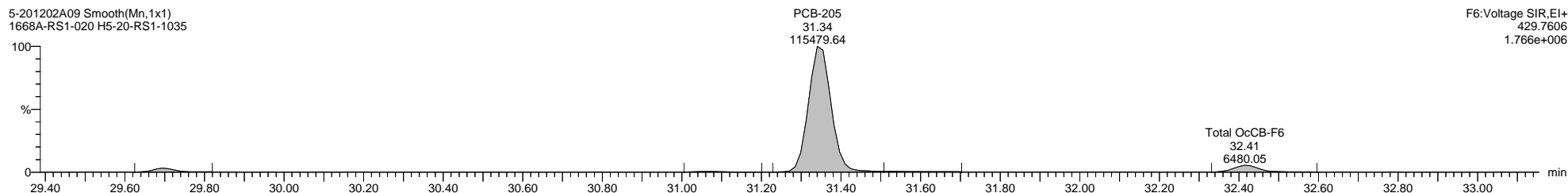
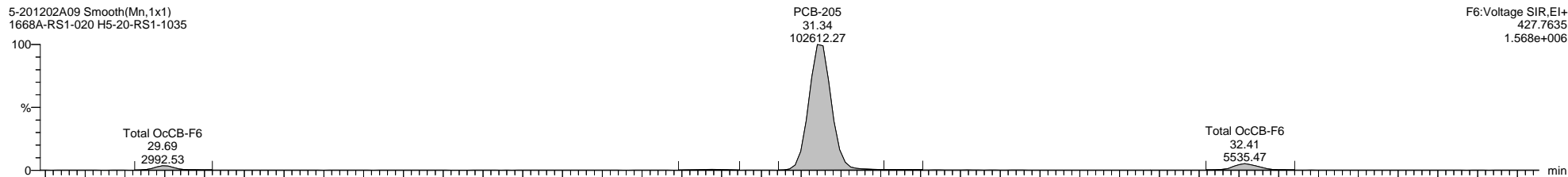
MassLynx MassLynx V4.1 SCN 901

Dataset: C:\MassLynx\PCB.PRO\Results\Local\2020-ARCHIVE\2020-December\5-201202A-RS.qld

Last Altered: Wednesday, December 02, 2020 16:15:00 Eastern Standard Time

Printed: Wednesday, April 28, 2021 10:54:06 Eastern Daylight Time

Name: 5-201202A09, Date: 02-Dec-2020, Time: 14:03:28, ID: H5-20-RS1-1035, Description: 1668A-RS1-020, Vial: Tray1:9

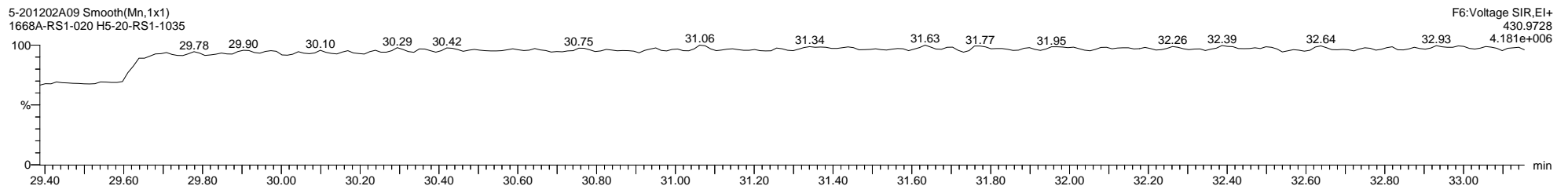
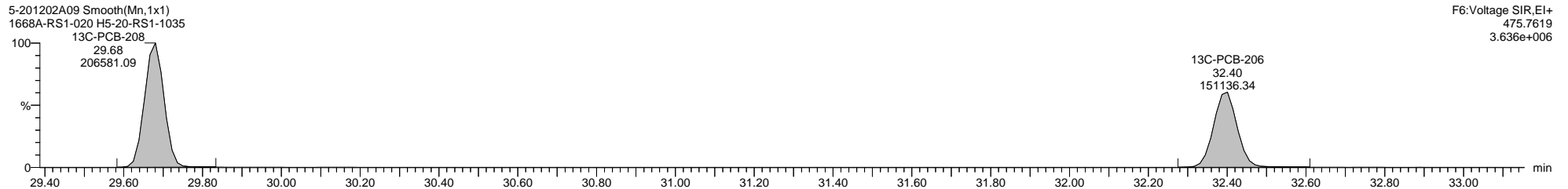

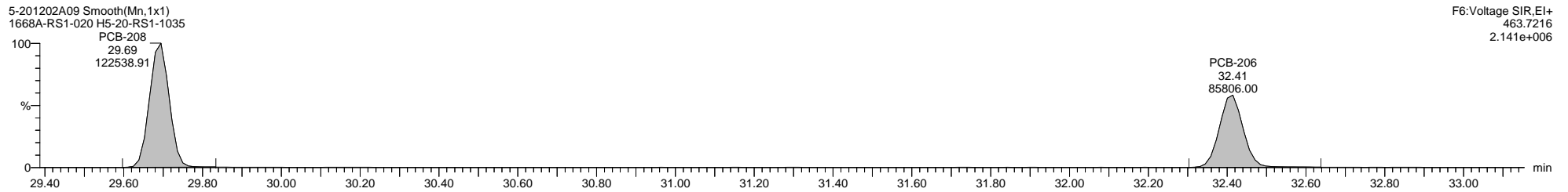



Dataset: C:\MassLynx\PCB.PRO\Results\Local\2020-ARCHIVE\2020-December\5-201202A-RS.qld

Last Altered: Wednesday, December 02, 2020 16:15:00 Eastern Standard Time

Printed: Wednesday, April 28, 2021 10:54:06 Eastern Daylight Time

Name: 5-201202A09, Date: 02-Dec-2020, Time: 14:03:28, ID: H5-20-RS1-1035, Description: 1668A-RS1-020, Vial: Tray1:9

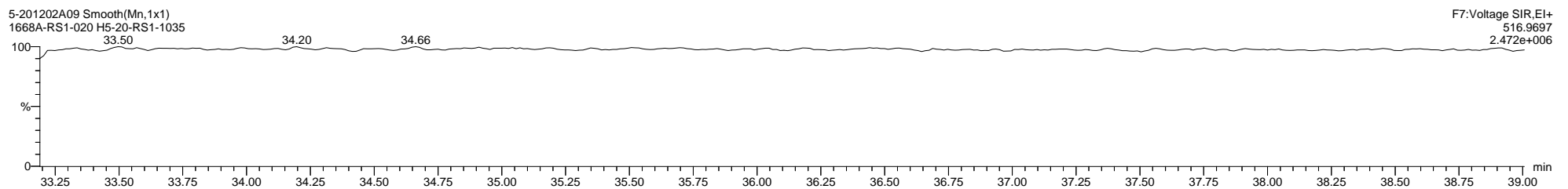
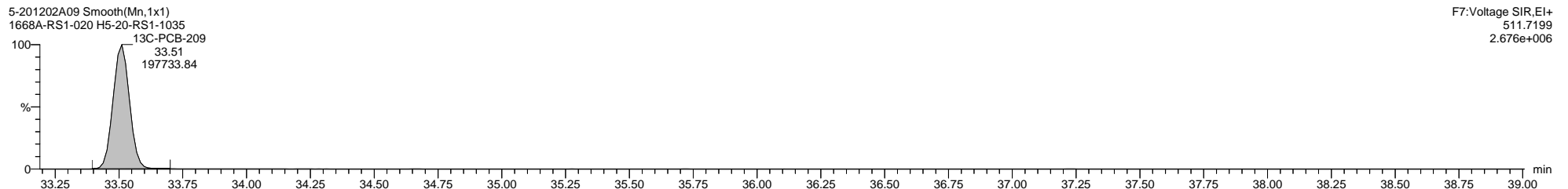
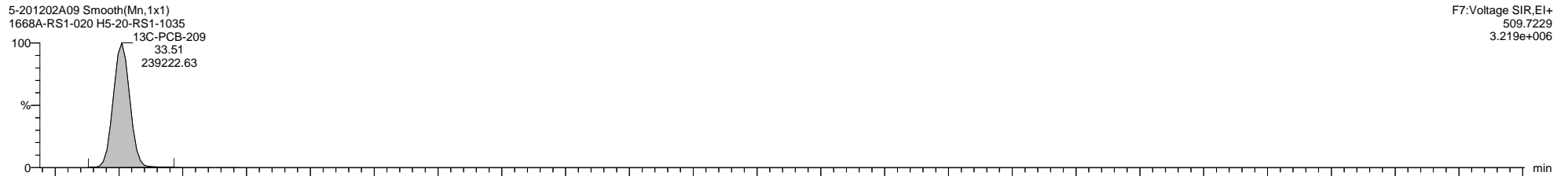
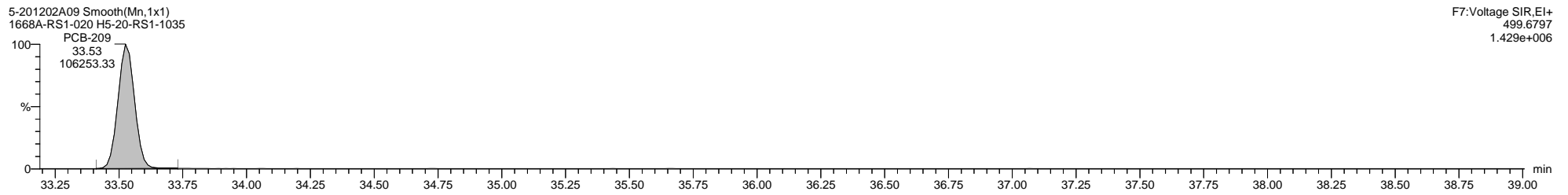
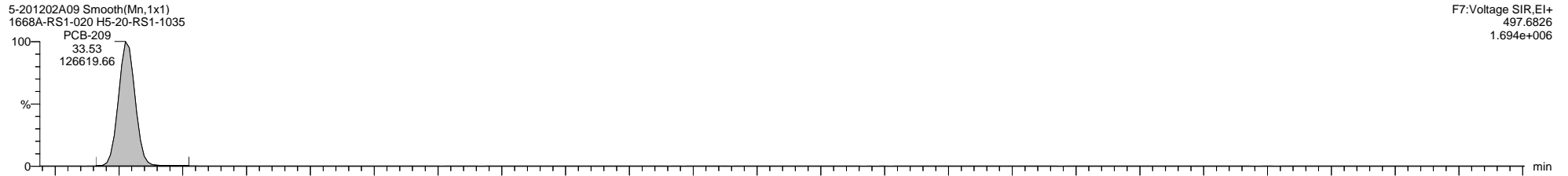


Dataset: C:\MassLynx\PCB.PRO\Results\Local\2020-ARCHIVE\2020-December\5-201202A-RS.qld

Last Altered: Wednesday, December 02, 2020 16:15:00 Eastern Standard Time

Printed: Wednesday, April 28, 2021 10:54:06 Eastern Daylight Time

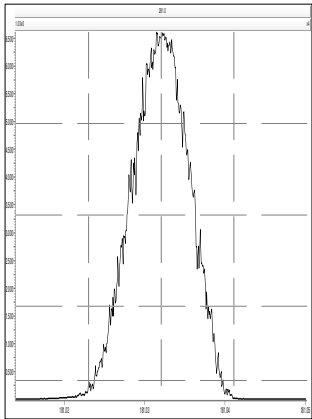
Name: 5-201202A09, Date: 02-Dec-2020, Time: 14:03:28, ID: H5-20-RS1-1035, Description: 1668A-RS1-020, Vial: Tray1:9



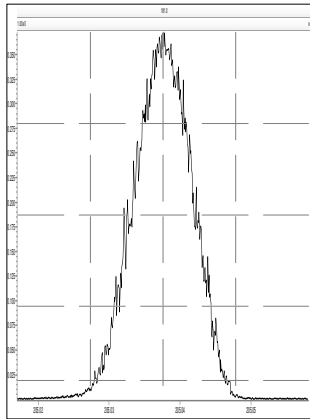
File: Experiment: 1668\_octyl\_1.exp Reference: Pfk.ref Function: 1 @ 200 (ppm)

Printed: Wednesday, December 02, 2020 09:26:42 Eastern Standard Time

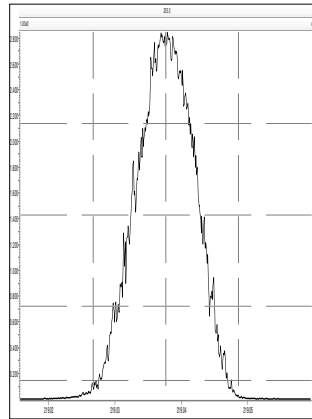
M 180.9888 R 11414



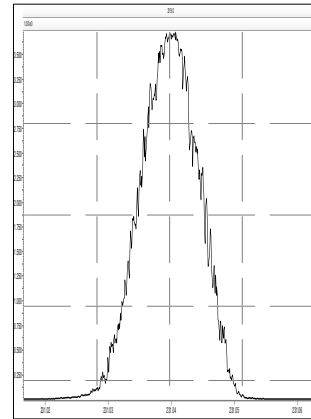
M 204.9888 R 11365



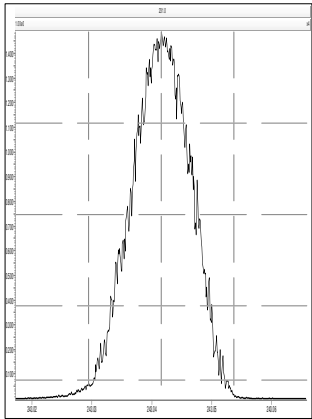
M 218.9856 R 11261



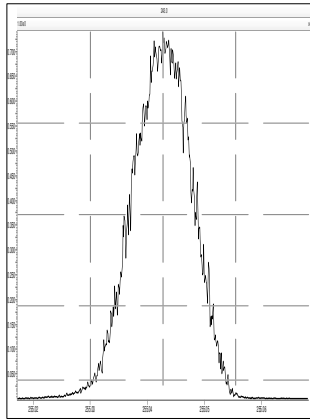
M 230.9856 R 11416



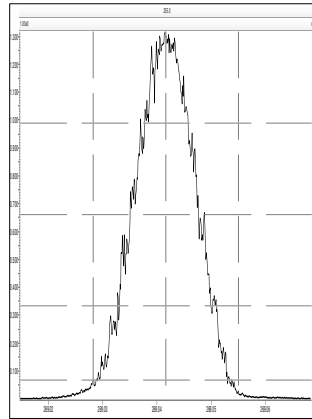
M 242.9856 R 11417



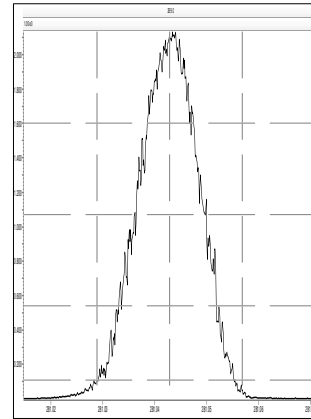
M 254.9856 R 11264



M 268.9824 R 11063



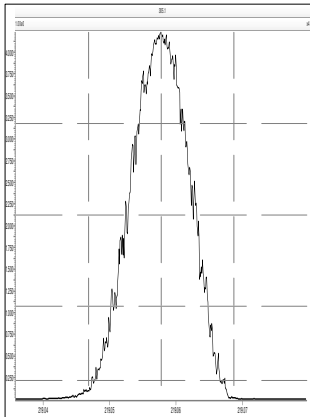
M 280.9824 R 10728



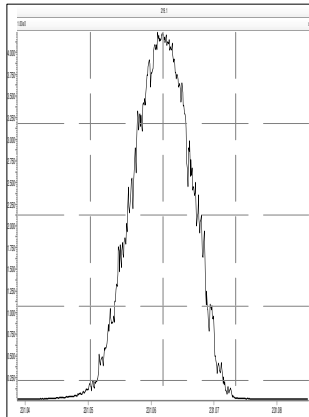
File: Experiment: 1668\_octyl\_1.exp Reference: Pfk.ref Function: 2 @ 200 (ppm)

Printed: Wednesday, December 02, 2020 09:27:13 Eastern Standard Time

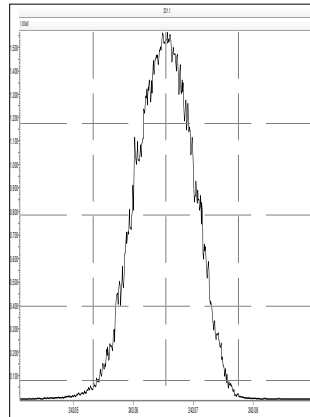
M 218.9856 R 11570



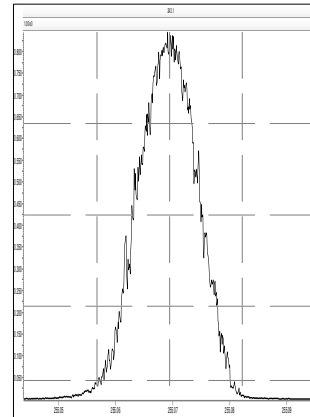
M 230.9856 R 11572



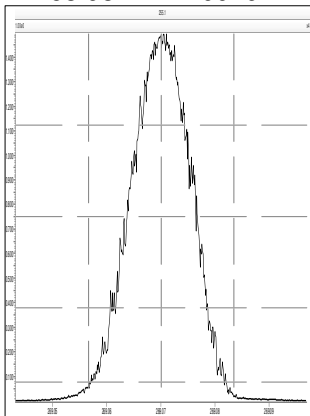
M 242.9856 R 11467



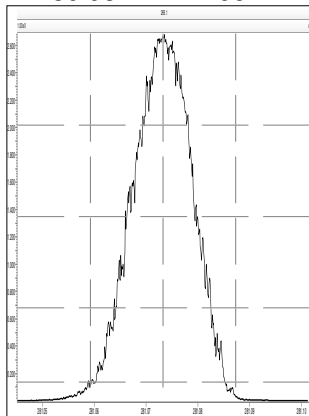
M 254.9856 R 11262



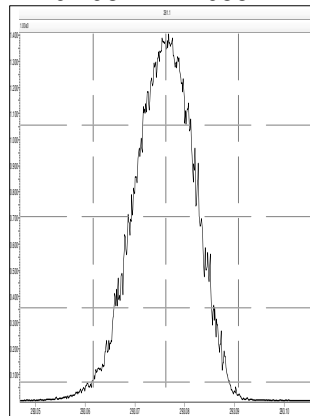
M 268.9824 R 10919



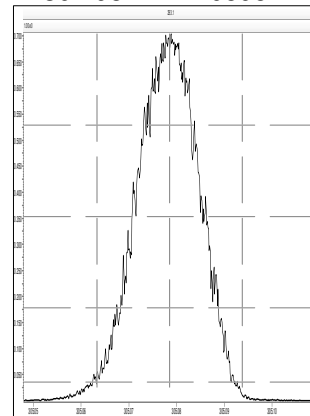
M 280.9824 R 11062



M 292.9824 R 10552



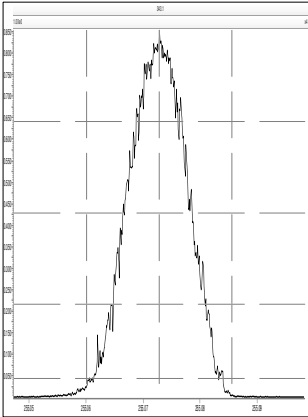
M 304.9824 R 10595



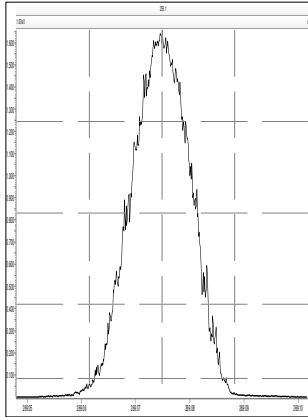
File: Experiment: 1668\_octyl\_1.exp Reference: Pfk.ref Function: 3 @ 200 (ppm)

Printed: Wednesday, December 02, 2020 09:27:39 Eastern Standard Time

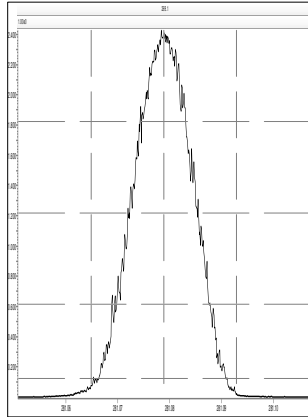
M 254.9856 R 11262



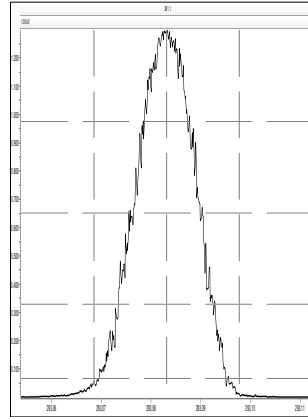
M 268.9824 R 11411



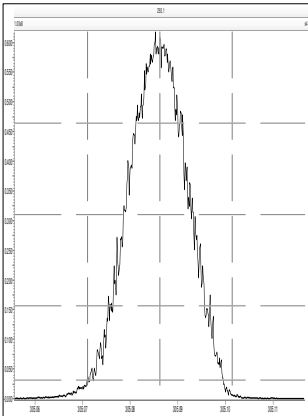
M 280.9824 R 11261



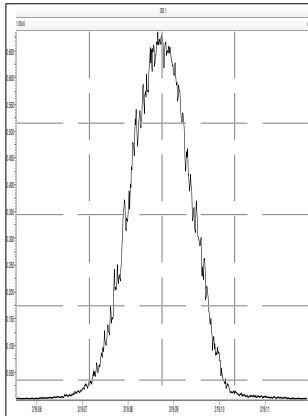
M 292.9824 R 11466



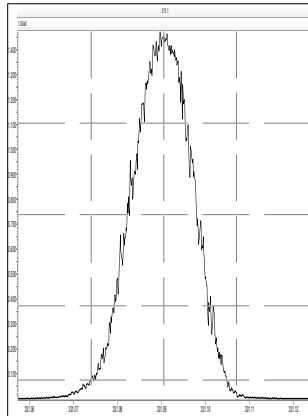
M 304.9824 R 10640



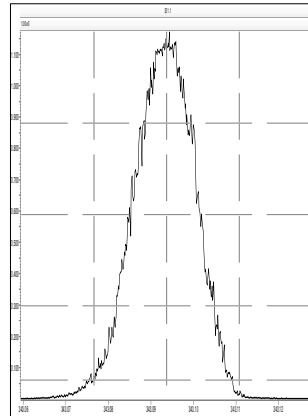
M 318.9792 R 11014



M 330.9792 R 10728



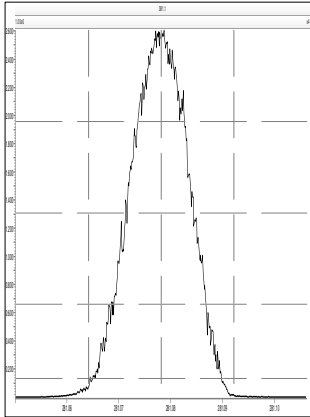
M 342.9792 R 10414



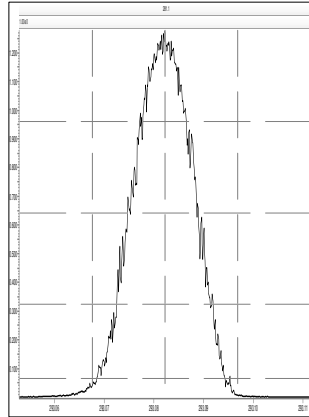
File: Experiment: 1668\_octyl\_1.exp Reference: Pfk.ref Function: 4 @ 200 (ppm)

Printed: Wednesday, December 02, 2020 09:28:09 Eastern Standard Time

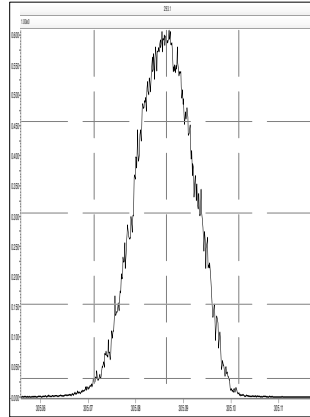
M 280.9824 R 11261



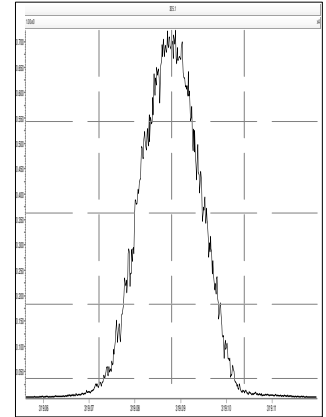
M 292.9824 R 11362



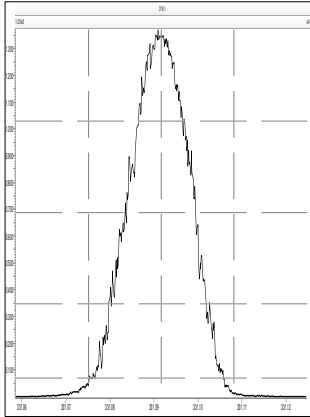
M 304.9824 R 11015



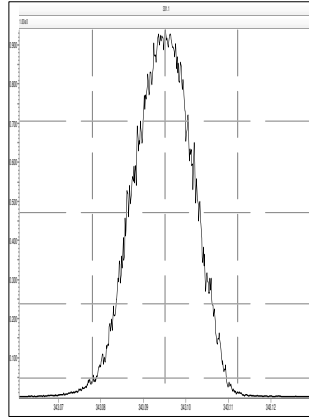
M 318.9792 R 11112



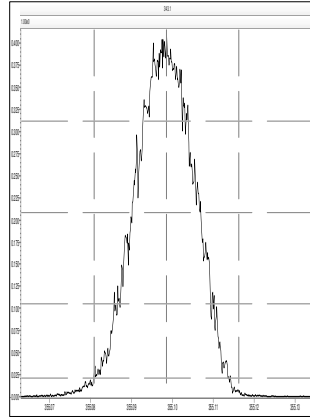
M 330.9792 R 10868



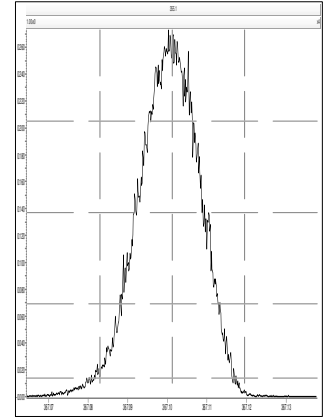
M 342.9792 R 11158



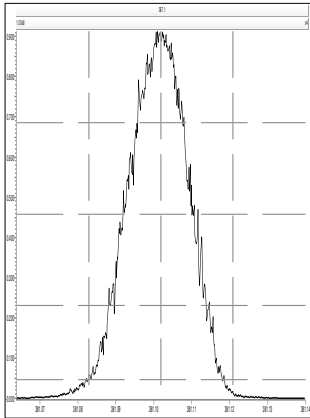
M 354.9792 R 10730



M 366.9792 R 10503



M 380.9760 R 10732

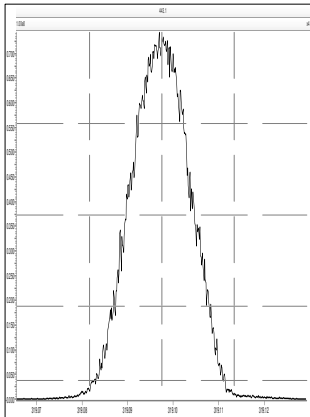




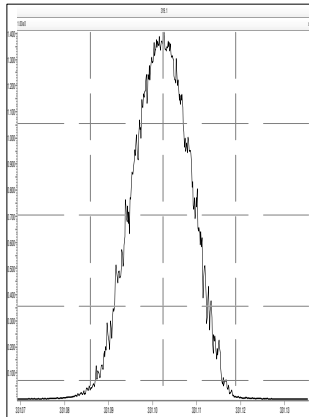
File: Experiment: 1668\_octyl\_1.exp Reference: Pfk.ref Function: 5 @ 200 (ppm)

Printed: Wednesday, December 02, 2020 09:28:43 Eastern Standard Time

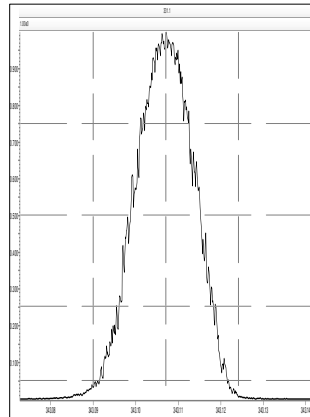
M 318.9792 R 11206



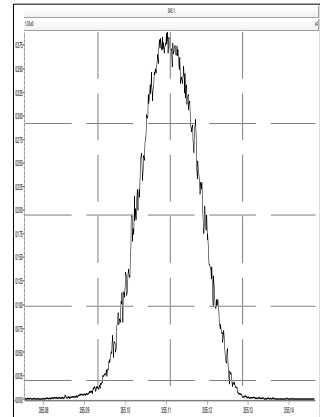
M 330.9792 R 11467



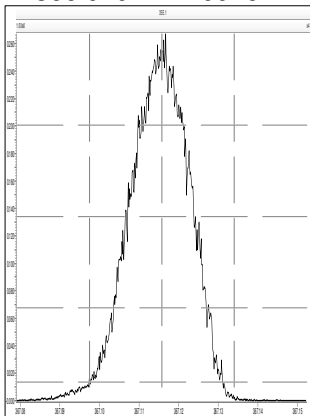
M 342.9792 R 11366



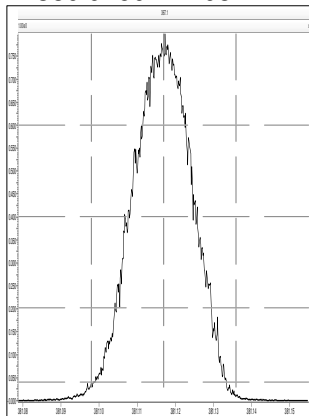
M 354.9792 R 11464



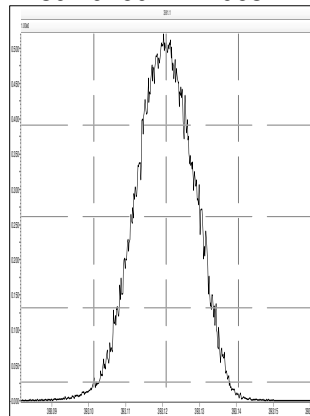
M 366.9792 R 10916



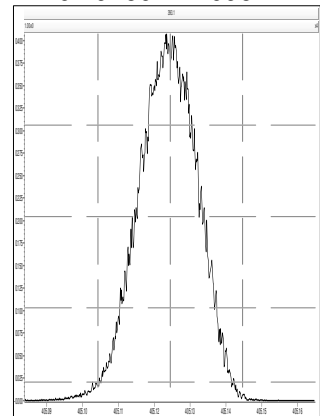
M 380.9760 R 10872



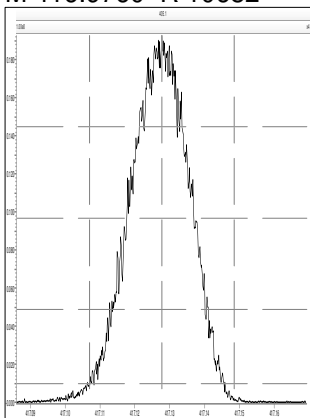
M 392.9760 R 11063



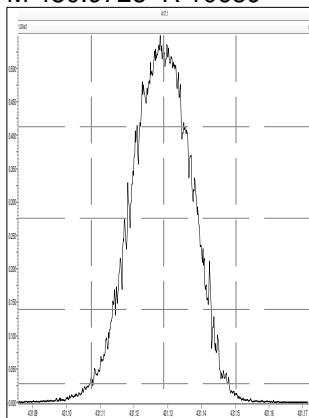
M 404.9760 R 10964



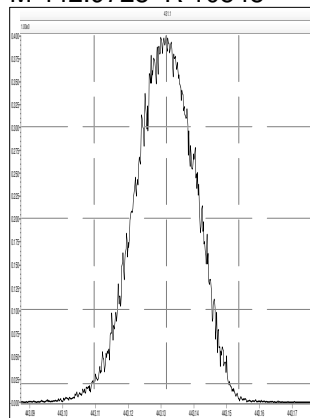
M 416.9760 R 10682



M 430.9728 R 10639



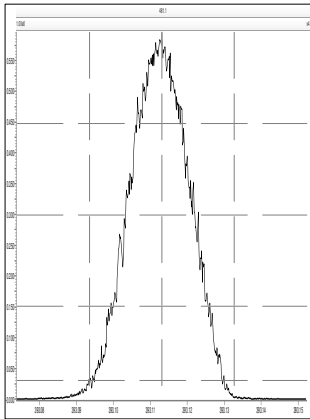
M 442.9728 R 10548



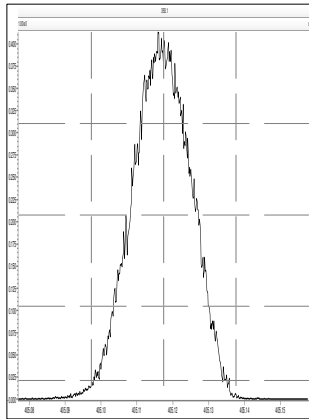
File: Experiment: 1668\_octyl\_1.exp Reference: Pfk.ref Function: 6 @ 200 (ppm)

Printed: Wednesday, December 02, 2020 09:29:12 Eastern Standard Time

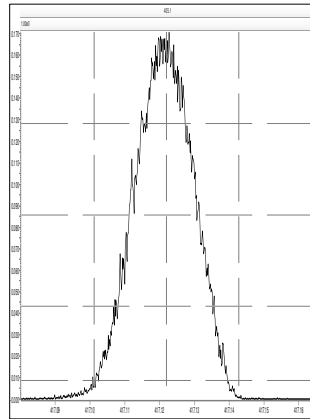
M 392.9760 R 11364



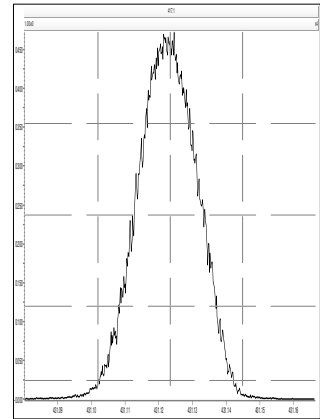
M 404.9760 R 11261



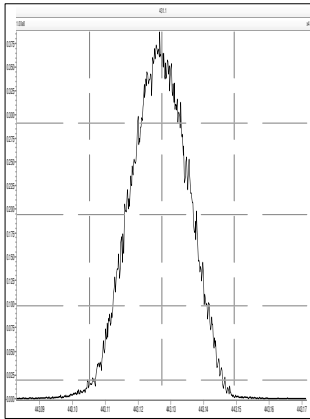
M 416.9760 R 11011



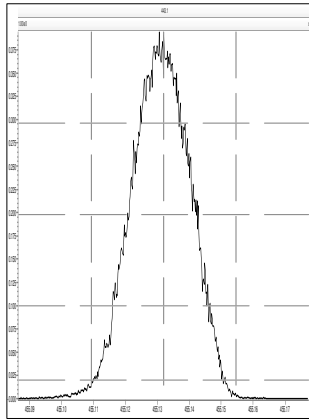
M 430.9728 R 10824



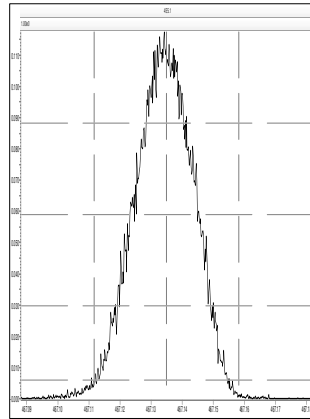
M 442.9728 R 11415



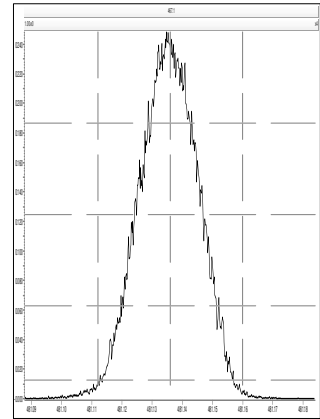
M 454.9728 R 11163



M 466.9728 R 11112



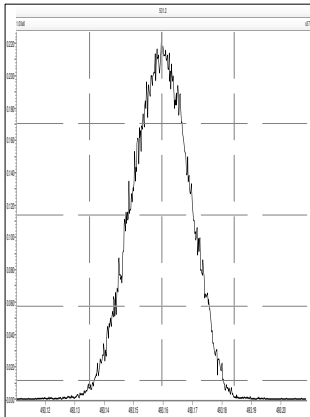
M 480.9696 R 11062



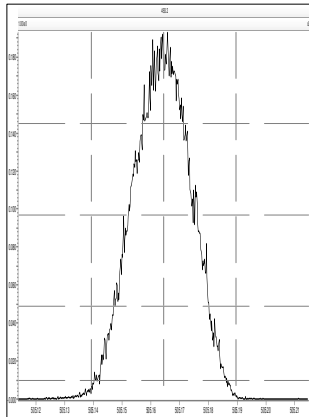
File: Experiment: 1668\_octyl\_1.exp Reference: Pfk.ref Function: 7 @ 200 (ppm)

Printed: Wednesday, December 02, 2020 09:35:11 Eastern Standard Time

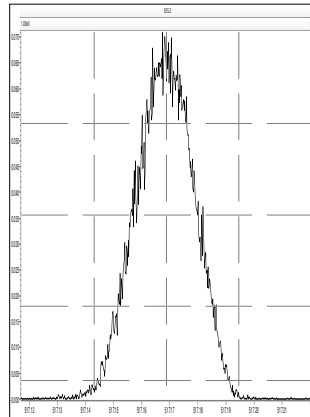
M 492.9696 R 11164



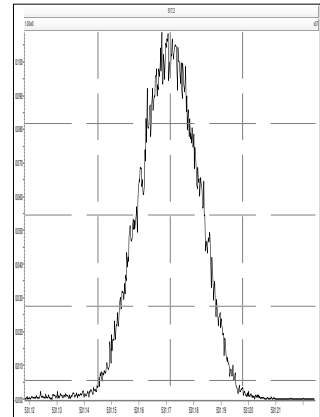
M 504.9696 R 11519



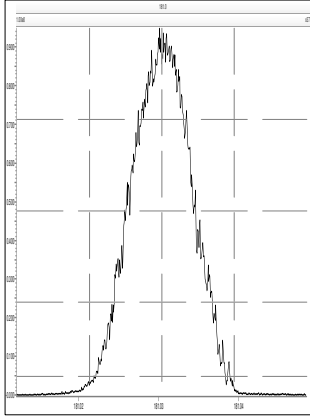
M 516.9697 R 11208



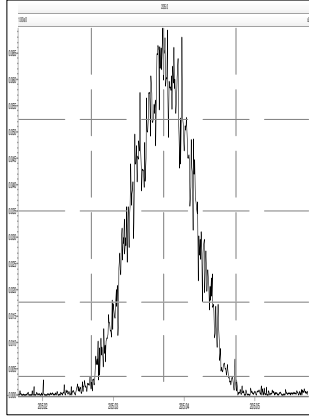
M 530.9664 R 10687



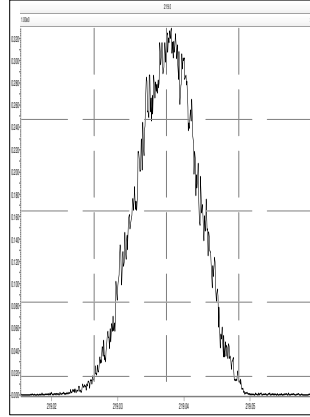
M 180.9888 R 10823



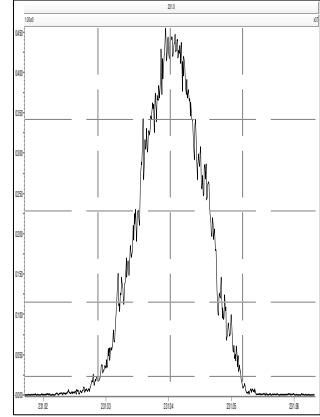
M 204.9888 R 11237



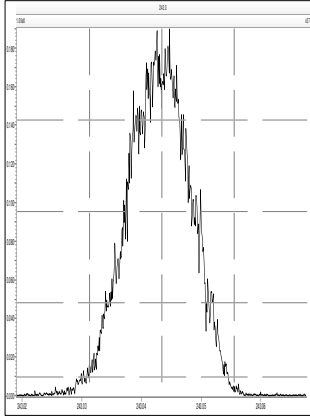
M 218.9856 R 10289



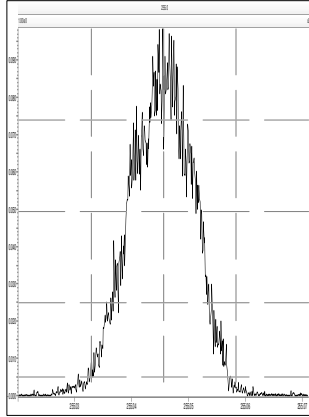
M 230.9856 R 10330



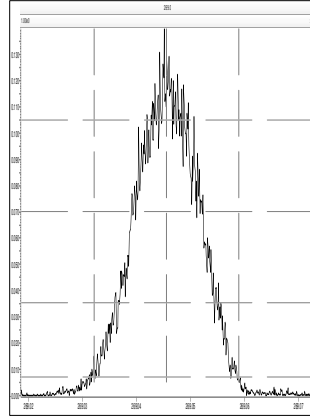
M 242.9856 R 10204



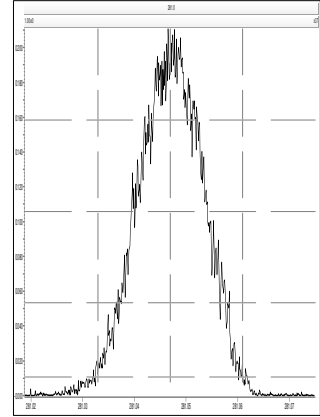
M 254.9856 R 10526



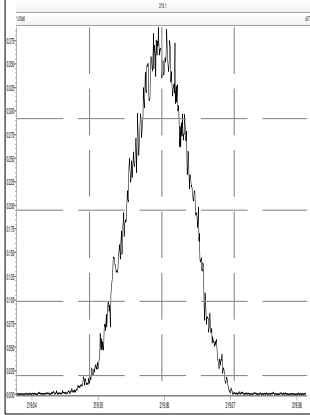
M 268.9824 R 9941



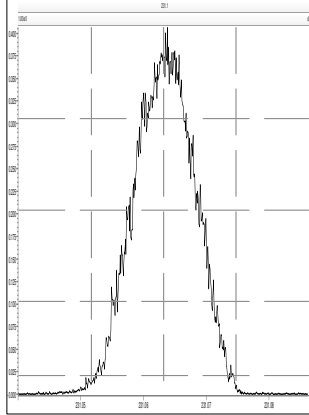
M 280.9824 R 9637



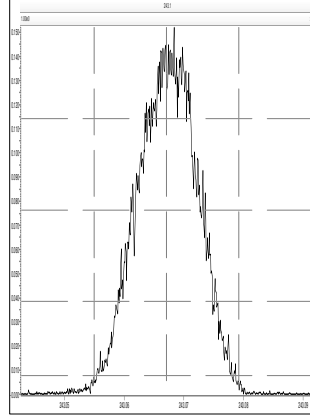
M 218.9856 R 11014



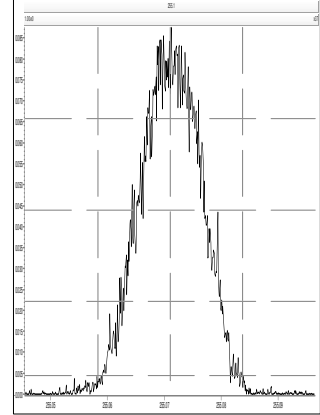
M 230.9856 R 11012



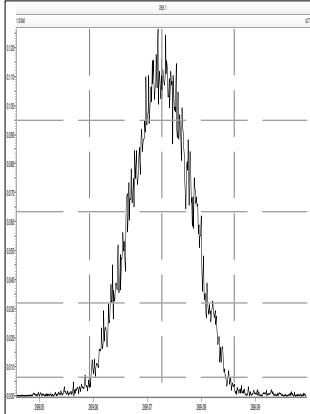
M 242.9856 R 10527



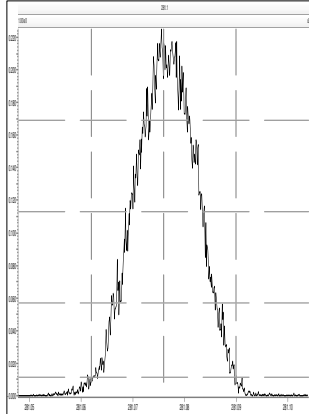
M 254.9856 R 11237



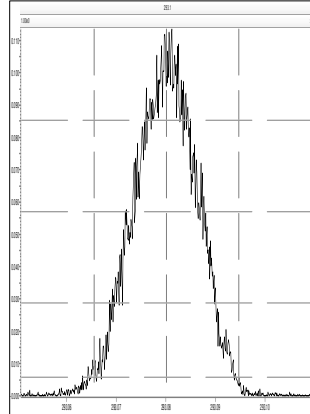
M 268.9824 R 10615



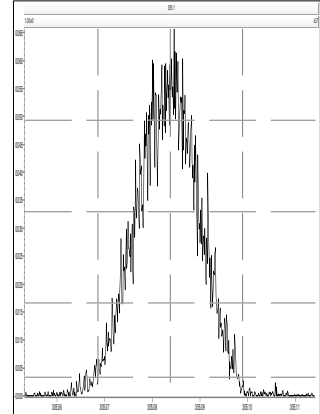
M 280.9824 R 10142



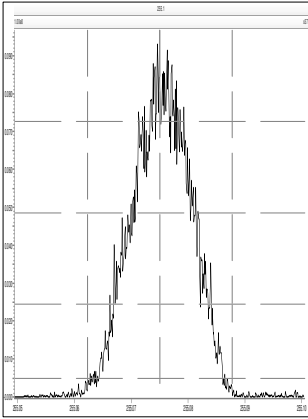
M 292.9824 R 10164



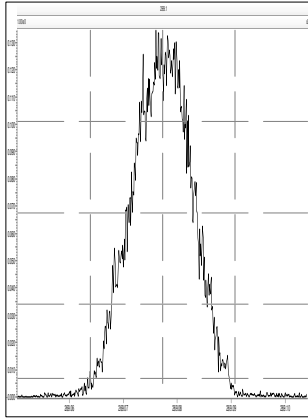
M 304.9824 R 10184



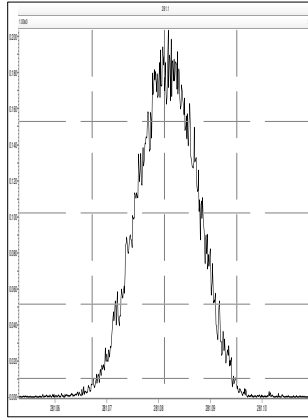
M 254.9856 R 11365



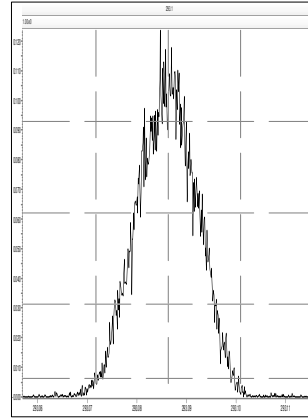
M 268.9824 R 10823



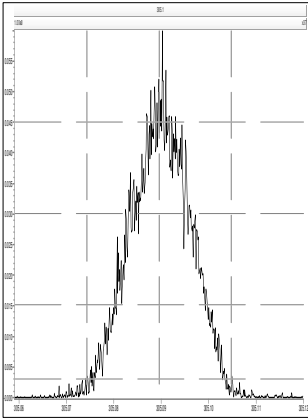
M 280.9824 R 10940



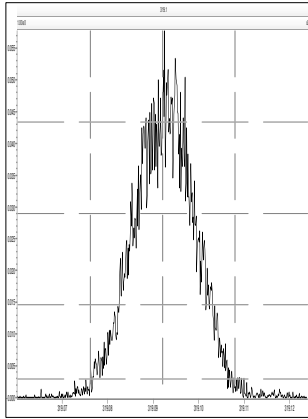
M 292.9824 R 10593



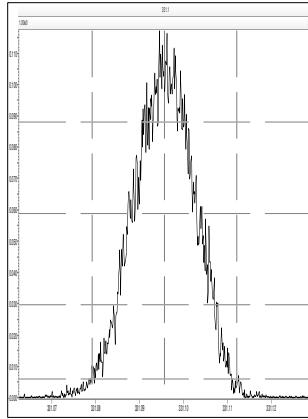
M 304.9824 R 11087



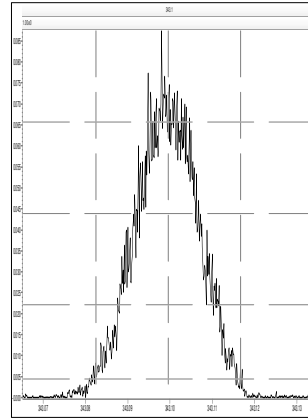
M 318.9792 R 10706



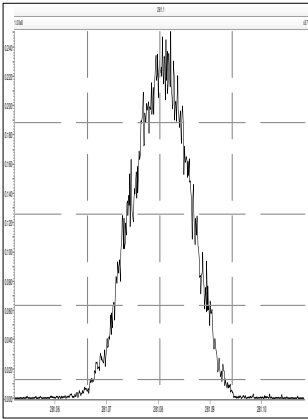
M 330.9792 R 10374



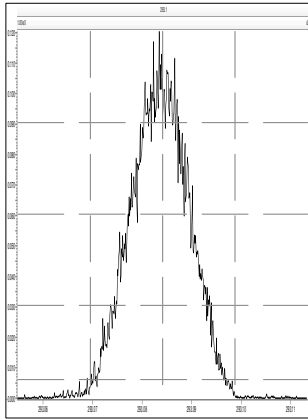
M 342.9792 R 10550



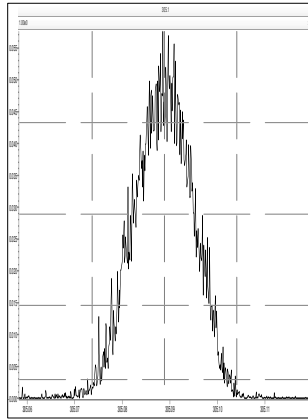
M 280.9824 R 10916



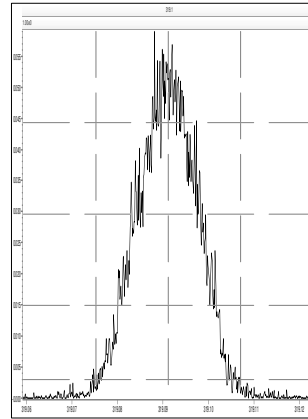
M 292.9824 R 11337



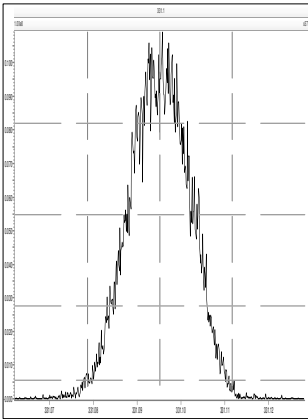
M 304.9824 R 10924



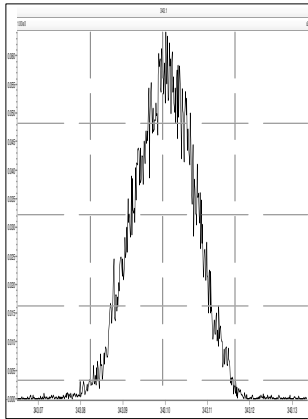
M 318.9792 R 11189



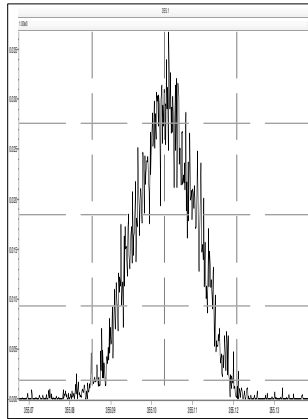
M 330.9792 R 10571



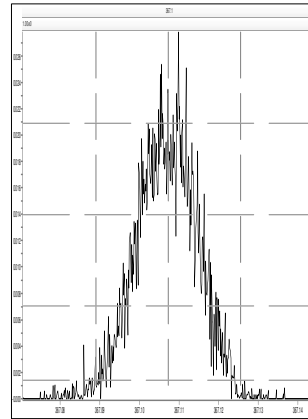
M 342.9792 R 11402



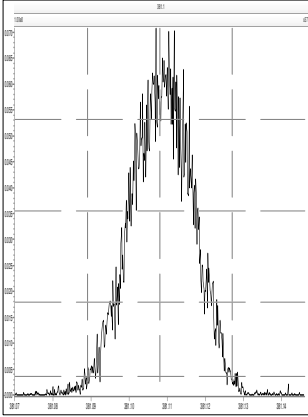
M 354.9792 R 11448



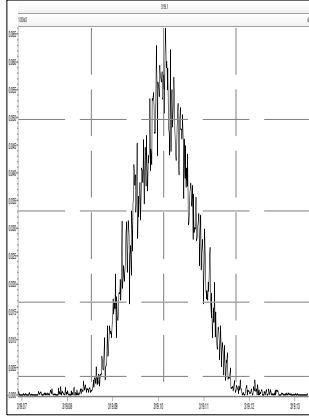
M 366.9792 R 11476



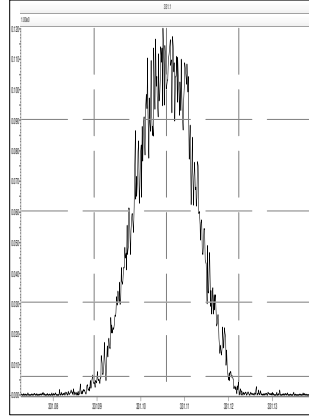
M 380.9760 R 11168



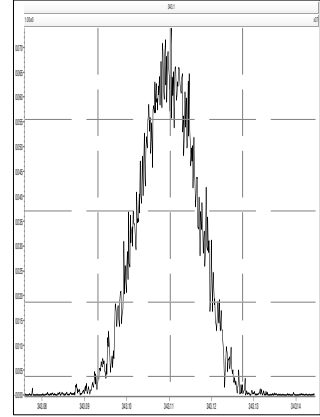
M 318.9792 R 11879



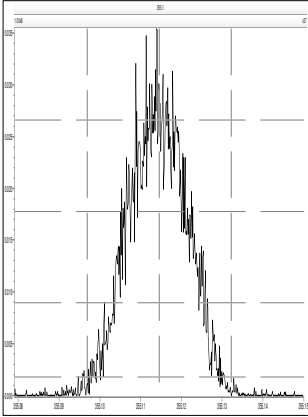
M 330.9792 R 11458



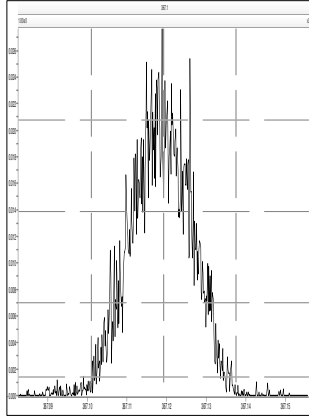
M 342.9792 R 11106



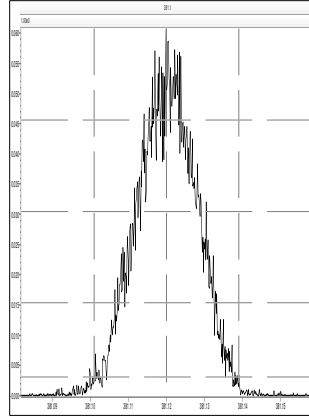
M 354.9792 R 11507



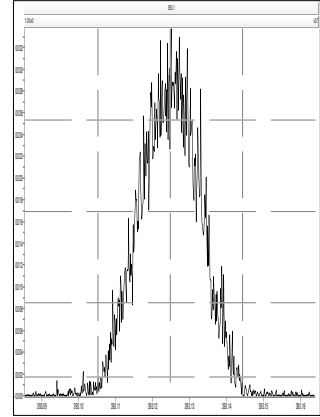
M 366.9792 R 11554



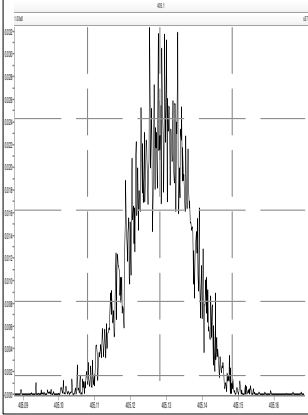
M 380.9760 R 11110



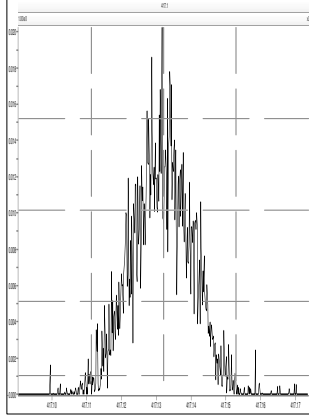
M 392.9760 R 11089



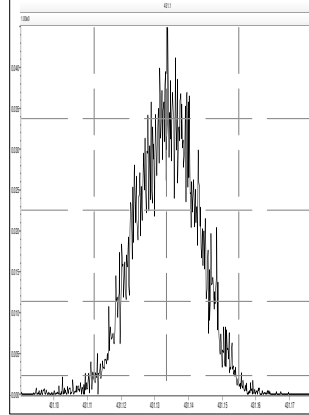
M 404.9760 R 11135



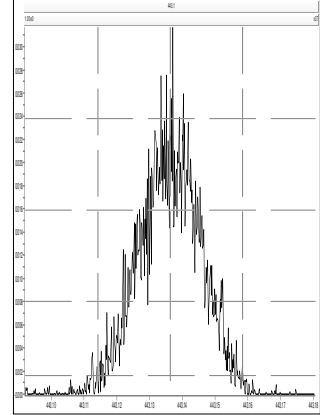
M 416.9760 R 12350



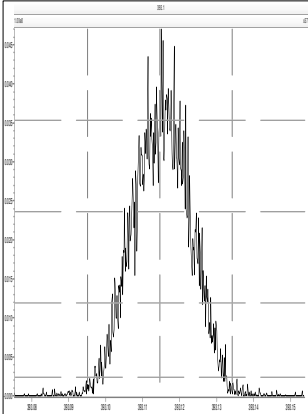
M 430.9728 R 10710



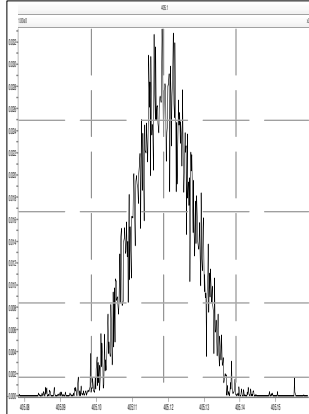
M 442.9728 R 11574



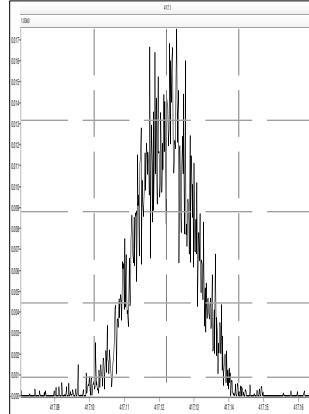
M 392.9760 R 11772



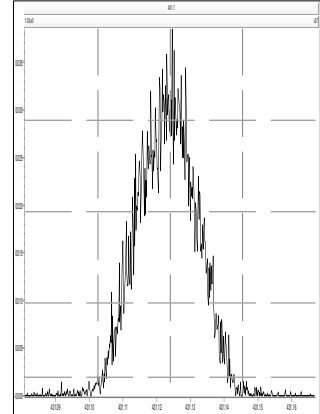
M 404.9760 R 12112



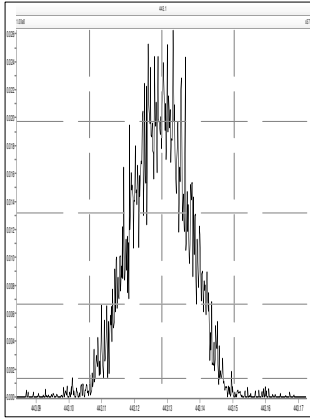
M 416.9760 R 12825



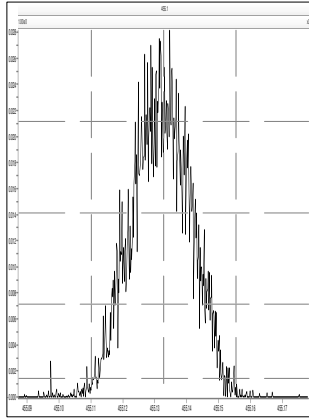
M 430.9728 R 11991



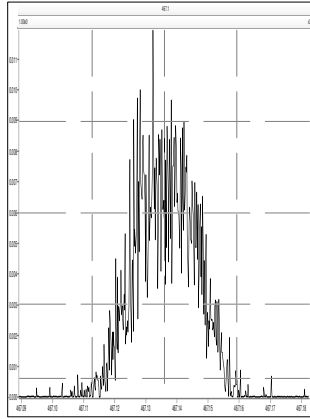
M 442.9728 R 11628



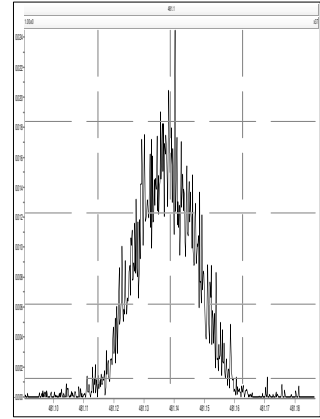
M 454.9728 R 11849



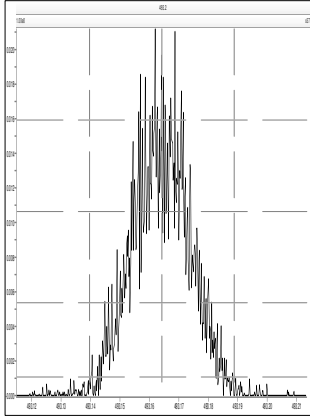
M 466.9728 R 12570



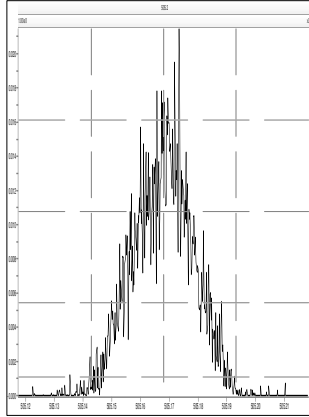
M 480.9696 R 11714



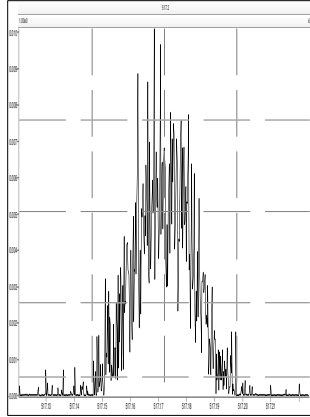
M 492.9696 R 12084



M 504.9696 R 12395



M 516.9697 R 13020



M 530.9664 R 12077

