

# SVOC DATA PACKAGE

## APPENDIX 1: INSTRUMENT OUTPUT DOCUMENTS

Including For Each Analytical Sequence::

- The scanned instrument runlogs
- Instrument output (SICP chromatograms) indicating the integrations used for quantification including:
  - GC chromatographic resolution checks, where appropriate
  - SICPs for the run
  - SICP chromatograms indicating both the automated and manual peak integration where this has been edited
- Reference peak profiles indicating the mass resolution
  - Pre-run mass calibration check printouts
  - Post-run mass calibration check printouts

Sample List Report

MassLynx 4.1 SCN815 SCN795

Sample List: C:\MassLynx\Default.pro\Sampledb\7-210419A-RUN.SPL

Page 1 of 2

Last Modified: Monday, April 19, 2021 10:54:15 Eastern Daylight Time

Printed: Monday, April 19, 2021 10:54:17 Eastern Daylight Time

Page Position (1, 1)

	File Name	Sample ID	File Text	MS File	Inlet File	Vial
1	7-210419A01	H7-21-CS1-0199	1613B-CS1-012	Dioxin_1613B	Dioxin_1613B	Tray1:5
2	7-210419A02	H7-21-CCV-0199	1613B-CS3+PERF-012	Dioxin_1613B	Dioxin_1613B	Tray1:1
3	7-210419A03	H7-21-CS2-0199	1613B-CS2-012	Dioxin_1613B	Dioxin_1613B	Tray1:4
4	7-210419A04	H7-21-CS0-0199	1613B-CS0-012	Dioxin_1613B	Dioxin_1613B	Tray1:6
5	7-210419A05	H7-21-LOD-0199	1613B-LOD-012	Dioxin_1613B	Dioxin_1613B	Tray1:7
6	7-210419A06	H7-21-CS5-0199	1613B-CS5-012	Dioxin_1613B	Dioxin_1613B	Tray1:8
7	7-210419A07	H7-21-CS4-0199	1613B-CS4-012	Dioxin_1613B	Dioxin_1613B	Tray1:9
8	7-210419A08	H7-21-RS1-0199	1613B-RS1-012	Dioxin_1613B	Dioxin_1613B	Tray1:10
9	---	---	Operator: NA	---	---	---
10	---	---	Detector: 380V	---	---	---
11	---	---	Column : DB5MS-USO710442H	---	---	---

VpV  
Mass ResV  
S: N ✓  
RSD ✓  
CS1 ✓

Sample List Report

MassLynx MassLynx V4.1 SCN 901

Sample List: C:\MassLynx\Dioxin.PRO\SampleDB\7-210419A-ICAL-M23.SPL  
 Last Modified: Wednesday, April 21, 2021 13:55:28 Eastern Daylight Time  
 Printed: Wednesday, April 21, 2021 14:07:45 Eastern Daylight Time

	File Name	Sample ID	File Text	Sample Type	Na Conc Te	Na Conc Pe-Hp	Na Conc Oc	ES Conc Te-Hp	ES Conc Oc	Conc IS	Conc CS	Conc FS 37Cl	Conc FS Pe-Hp
1	7-210419A01	H7-21-CS1-0198	1613B-CS1-012	Standard	0.5	2.5	5	100	200	100	100	0.5	100
2	7-210419A03	H7-21-CS2-0198	1613B-CS2-012	Standard	2	10	20	100	200	100	100	2	100
3	7-210419A02	H7-21-CCV-0198	1613B-CS3+PERF-012	Standard	10	50	100	100	200	100	100	10	100
4	7-210419A07	H7-21-CS4-0198	1613B-CS4-012	Standard	40	200	400	100	200	100	100	40	100
5	7-210419A06	H7-21-CS5-0198	1613B-CS5-012	Standard	200	1000	2000	100	200	100	100	200	100
6	7-210419A04	H7-21-CS0-0198	1613B-CS0-012	QC	0.1	0.5	1	100	200	100	100	0.1	100
7	7-210419A05	H7-21-LOD-0198	1613B-LOD-012	QC	.25	.25	.5	100	200	100	100	0.25	100
8	7-210419A08	H7-21-RS1-0198	1613B-RS1-012	QC	10	50	100	100	200	100	100	---	100

Quantify Sample Summary Report

MassLynx MassLynx V4.1 SCN 901

Dataset: I:\Organics Instrument\HIGHRES GCMS Completed Results Files\HR-7\7-210419A-M23-ICAL.qld

Last Altered: Monday, April 26, 2021 15:55:14 Eastern Daylight Time

Printed: Monday, April 26, 2021 15:56:04 Eastern Daylight Time

Method: C:\MassLynx\Dioxin.PRO\MethDB\Dioxin\_M23A.mdb 21 Apr 2021 13:52:24

Calibration: 26 Apr 2021 15:55:14

Name: 7-210419A01, Date: 19-Apr-2021, Time: 10:54:35, ID: H7-21-CS1-0199, Description: 1613B-CS1-012, Vial: Tray1:5

	Target Analyte	#Hom	Total Area	Ion1 Area	Ion2 Area	Ra	Ra Fail=YES	RT	RRT	RT LCL	RT UCL	pg	%Rec	Mod.Comment	Noise 1	Noise 2
1	2378-TCDD		6333	2942	3391	0.87	NO	28.43	1.00	28.39	28.46	0.40038524	80.1	NA210420MS	1740	921
2	12378-PeCDD		22587	13895	8691	1.60	NO	32.27	1.00	32.24	32.31	2.1961455	87.8		1385	1131
3	123478-HxCDD		22980	13004	9976	1.30	NO	34.26	1.00	34.23	34.30	2.5529531	102.1		1430	487
4	123678-HxCDD		29046	16111	12936	1.25	NO	34.32	1.00	34.28	34.35	2.4675960	98.7		1430	487
5	123789-HxCDD		26640	15009	11631	1.29	NO	34.44	1.00	34.41	34.48	2.4948884	99.8		1430	487
6	1234678-HpCDD		18625	9496	9129	1.04	NO	35.91	1.00	35.88	35.94	2.4000363	96.0		592	603
7	OCDD		38671	17626	21045	0.84	NO	37.40	1.00	37.36	37.43	5.8652769	117.3		944	994
8	2378-TCDF		7775	3156	4619	0.68	NO	27.52	1.00	27.49	27.56	0.44390100	88.8		736	1175
9	12378-PeCDF		27882	16407	11475	1.43	NO	31.37	1.00	31.33	31.40	2.1103242	84.4		1357	1207
10	23478-PeCDF		30628	17933	12694	1.41	NO	32.07	1.16	32.03	32.10	2.0583111	82.3		1357	1207
11	123478-HxCDF		30225	16202	14023	1.16	NO	33.79	0.98	33.75	33.82	2.2892718	91.6		1295	760
12	123678-HxCDF		34081	18865	15216	1.24	NO	33.85	1.00	33.82	33.88	2.1814930	87.3		1295	760
13	234678-HxCDF		31105	16850	14254	1.18	NO	34.18	0.99	34.14	34.21	2.1672591	86.7		1295	760
14	123789-HxCDF		27027	14747	12280	1.20	NO	34.59	1.00	34.56	34.62	2.2880416	91.5		1295	760
15	1234678-HpCDF		20106	13044	7062	1.85	NO	35.35	1.00	35.32	35.38	2.1273672	85.1		1818	449
16	1234789-HpCDF		16382	10783	5599	1.93	NO	36.16	1.05	36.13	36.19	2.2058997	88.2		1818	449
17	OCDF		30908	15139	15768	0.96	NO	37.50	1.00	37.46	37.53	3.9656195	79.3		1160	1419
18	37Cl-2378-TCDD FS		7839	7839				28.43	1.00	28.39	28.46	0.47935484	95.9		762	
19	13C-123478-HxCDD FS		1092657	603534	489123	1.23	NO	34.25	0.99	34.22	34.29	121.95819	122.0		4274	3391
20	13C-23478-PeCDF FS		1440831	880419	560412	1.57	NO	32.06	1.16	32.02	32.09	99.144468	99.1		1951	5018
21	13C-123478-HxCDF FS		1182871	397358	785512	0.51	NO	33.77	0.98	33.74	33.81	106.18389	106.2		2117	3374
22	13C-1234789-HpCDF FS		721297	223442	497855	0.45	NO	36.16	1.05	36.13	36.19	98.717445	98.7		3925	6563
23	13C-2378-TCDD ES		1707307	746989	960317	0.78	NO	28.41	1.02	28.38	28.45	97.283227	97.3		3738	2499
24	13C-12378-PeCDD ES		1078329	671399	406930	1.65	NO	32.26	1.16	32.23	32.30	84.803944	84.8		2901	3099
25	13C-123678-HxCDD ES		1220922	672045	548877	1.22	NO	34.31	1.00	34.27	34.34	91.014595	91.0		4274	3391
26	13C-1234678-HpCDD ES		830659	426907	403753	1.06	NO	35.90	1.04	35.86	35.93	89.368932	89.4		4128	4664
27	13C-OCDD ES		1171262	551025	620237	0.89	NO	37.40	1.09	37.36	37.43	187.98263	94.0		2684	2603
28	13C-2378-TCDF ES		1884518	821229	1063288	0.77	NO	27.50	0.99	27.46	27.53	88.822823	88.8		6802	3559
29	13C-12378-PeCDF ES		1415443	854728	560715	1.52	NO	31.35	1.13	31.32	31.39	78.755953	78.8		1951	5018
30	13C-123678-HxCDF ES		1375186	469922	905264	0.52	NO	33.85	0.98	33.82	33.88	92.841940	92.8		2117	3374
31	13C-1234678-HpCDF ES		956802	294624	662178	0.44	NO	35.35	1.03	35.32	35.38	88.318145	88.3		3925	6563
32	13C-123789-HxCDF CS		1056678	354062	702616	0.50	NO	34.58	1.00	34.55	34.61	93.746091	93.7		2117	3374
33	13C-1234-TCDD IS		1467922	636601	831321	0.77	NO	27.73	0.00	27.69	27.76	108.75448	108.8		3738	2499
34	13C-123789-HxCDD IS		1283547	702282	581265	1.21	NO	34.43	0.00	34.40	34.47	88.964820	89.0		4274	3391

**Quantify Sample Summary Report      MassLynx MassLynx V4.1 SCN 901**

Dataset: I:\Organics Instrument\HIGHRES GCMS Completed Results Files\HR-7\7-210419A-M23-ICAL.qld

Last Altered: Monday, April 26, 2021 15:55:14 Eastern Daylight Time

Printed: Monday, April 26, 2021 15:56:04 Eastern Daylight Time

**Name: 7-210419A01, Date: 19-Apr-2021, Time: 10:54:35, ID: H7-21-CS1-0199, Description: 1613B-CS1-012, Vial: Tray1:5**

	Target Analyte	#Hom	Total Area	Ion1 Area	Ion2 Area	Ra	Ra Fail=YES	RT	RRT	RT LCL	RT UCL	pg	%Rec	Mod.Comment	Noise 1	Noise 2
35	Total-Tetradoxins	1		2942								0.40038524			1740	
36	Total-Pentadoxins	1		13895								2.1961455			1385	
37	Total-Hexadoxins	3		44124								7.5154375			1430	
38	Total-Heptadoxins	1		9496								2.4000363			592	
39	Total-OCDD	1		17626								5.8652769			944	
40	Total-Tetrafurans	1		3156								0.44390100			736	
41	Total-PeCDF-F1			0											672	
42	Total-Pentafurans	3		34589								4.1996408			1357	
43	Total-Hexafurans	4		66665								8.9260654			1295	
44	Total-Heptafurans	3		24042								4.3725409			1818	
45	Totals-OCDF	2		15281								4.0063023			1160	
46	Totals-37Cl-2378-TCDD	5		8350								0.51063200			762	

**Quantify Sample Summary Report**      **MassLynx MassLynx V4.1 SCN 901**

Dataset: I:\Organics Instrument\HIGHRES GCMS Completed Results Files\HR-7\7-210419A-M23-ICAL.qld

Last Altered: Monday, April 26, 2021 15:55:14 Eastern Daylight Time

Printed: Monday, April 26, 2021 15:56:04 Eastern Daylight Time

**Name: 7-210419A03, Date: 19-Apr-2021, Time: 12:19:56, ID: H7-21-CS2-0199, Description: 1613B-CS2-012, Vial: Tray1:4**

	Target Analyte	#Hom	Total Area	Ion1 Area	Ion2 Area	Ra	Ra Fail=YES	RT	RRT	RT LCL	RT UCL	pg	%Rec	Mod.Comment	Noise 1	Noise 2
1	2378-TCDD		37161	15796	21365	0.74	NO	28.40	1.00	28.36	28.43	2.0089331	100.4		1850	1191
2	12378-PeCDD		133940	84161	49778	1.69	NO	32.25	1.00	32.22	32.29	10.288612	102.9		1988	1562
3	123478-HxCDD		128021	72075	55946	1.29	NO	34.24	1.00	34.21	34.27	10.292502	102.9		2180	1886
4	123678-HxCDD		160973	90156	70817	1.27	NO	34.29	1.00	34.26	34.33	9.8966636	99.0		2180	1886
5	123789-HxCDD		152998	83197	69801	1.19	NO	34.42	1.00	34.39	34.46	10.369280	103.7		2180	1886
6	1234678-HpCDD		119390	61620	57771	1.07	NO	35.90	1.00	35.86	35.93	9.9199628	99.2		2973	1955
7	OCDD		175314	81577	93737	0.87	NO	37.39	1.00	37.36	37.42	20.370143	101.9		1986	2819
8	2378-TCDF		47284	21607	25677	0.84	NO	27.48	1.00	27.45	27.51	2.0023844	100.1		707	1495
9	12378-PeCDF		196252	120491	75761	1.59	NO	31.34	1.00	31.31	31.38	10.337211	103.4		1389	2082
10	23478-PeCDF		219600	132637	86962	1.53	NO	32.04	1.16	32.01	32.08	10.270583	102.7		1389	2082
11	123478-HxCDF		198631	109424	89207	1.23	NO	33.77	0.98	33.74	33.81	10.322177	103.2		4174	3317
12	123678-HxCDF		231663	130026	101637	1.28	NO	33.84	1.00	33.80	33.87	10.174126	101.7		4174	3317
13	234678-HxCDF		203814	112304	91510	1.23	NO	34.16	0.99	34.12	34.19	9.7436022	97.4		4174	3317
14	123789-HxCDF		165525	93562	71963	1.30	NO	34.57	1.00	34.54	34.60	9.6144061	96.1		4174	3317
15	1234678-HpCDF		154391	101662	52729	1.93	NO	35.34	1.00	35.31	35.37	10.222931	102.2		2864	3018
16	1234789-HpCDF		118550	77263	41287	1.87	NO	36.15	1.05	36.12	36.18	9.9898355	99.9		2864	3018
17	OCDF		194903	92689	102214	0.91	NO	37.48	1.00	37.45	37.51	19.157378	95.8		1500	2203
18	37Cl-2378-TCDD FS		38844	38844				28.40	1.00	28.36	28.43	2.0311580	101.6		715	
19	13C-123478-HxCDD FS		1218806	672715	546090	1.23	NO	34.24	1.00	34.21	34.27	98.449394	98.4		2578	4070
20	13C-23478-PeCDF FS		2063680	1248134	815547	1.53	NO	32.03	1.16	32.00	32.07	98.824367	98.8		3584	2357
21	13C-123478-HxCDF FS		1642283	564579	1077704	0.52	NO	33.76	0.98	33.73	33.80	101.15058	101.2		6006	5488
22	13C-1234789-HpCDF FS		1147511	357990	789521	0.45	NO	36.14	1.05	36.10	36.17	98.281380	98.3		5434	2809
23	13C-2378-TCDD ES		1996670	862582	1134088	0.76	NO	28.37	1.02	28.33	28.40	96.289920	96.3		4146	2243
24	13C-12378-PeCDD ES		1364931	837851	527081	1.59	NO	32.24	1.16	32.21	32.27	90.849726	90.8		2232	2940
25	13C-123678-HxCDD ES		1687084	943300	743783	1.27	NO	34.29	1.00	34.26	34.33	95.473291	95.5		2578	4070
26	13C-1234678-HpCDD ES		1288266	672486	615780	1.09	NO	35.89	1.04	35.85	35.92	105.21832	105.2		4106	5925
27	13C-OCDD ES		1528909	702949	825960	0.85	NO	37.38	1.09	37.35	37.41	186.28066	93.1		3332	3484
28	13C-2378-TCDF ES		2540724	1115358	1425366	0.78	NO	27.45	0.99	27.42	27.48	101.35143	101.4		6959	3869
29	13C-12378-PeCDF ES		2033884	1241815	792069	1.57	NO	31.33	1.13	31.30	31.37	95.777896	95.8		3584	2357
30	13C-123678-HxCDF ES		2004299	681978	1322321	0.52	NO	33.83	0.98	33.79	33.86	102.72298	102.7		6006	5488
31	13C-1234678-HpCDF ES		1528930	476195	1052735	0.45	NO	35.33	1.03	35.30	35.36	107.13655	107.1		5434	2809
32	13C-123789-HxCDF CS		1454587	507604	946984	0.54	NO	34.56	1.00	34.53	34.59	97.965397	98.0		6006	5488
33	13C-1234-TCDD IS		1734422	756975	977447	0.77	NO	27.68	0.00	27.65	27.72	128.49881	128.5		4146	2243
34	13C-123789-HxCDD IS		1690789	943267	747523	1.26	NO	34.41	0.00	34.38	34.44	117.19148	117.2		2578	4070
35	Total-Tetradoxins	1		15796								2.0089331			1850	
36	Total-Pentadoxins	2		84350								10.311742			1988	
37	Total-Hexadoxins	4		246321								30.674182			2180	

**Quantify Sample Summary Report      MassLynx MassLynx V4.1 SCN 901**

Dataset: I:\Organics Instrument\HIGHRES GCMS Completed Results Files\HR-7\7-210419A-M23-ICAL.qld

Last Altered: Monday, April 26, 2021 15:55:14 Eastern Daylight Time

Printed: Monday, April 26, 2021 15:56:04 Eastern Daylight Time

**Name: 7-210419A03, Date: 19-Apr-2021, Time: 12:19:56, ID: H7-21-CS2-0199, Description: 1613B-CS2-012, Vial: Tray1:4**

	Target Analyte	#Hom	Total Area	Ion1 Area	Ion2 Area	Ra	Ra Fail=YES	RT	RRT	RT LCL	RT UCL	pg	%Rec	Mod.Comment	Noise 1	Noise 2
38	Total-Heptadioxins	3		62784								10.100808			2973	
39	Total-OCDD	2		82536								20.607775			1986	
40	Total-Tetrafurans	1		21607								2.0023844			707	
41	Total-PeCDF-F1			0								0.00000000			670	
42	Total-Pentafurans	3		254926								20.757216			1389	
43	Total-Hexafurans	4		445316								39.854311			4174	
44	Total-Heptafurans	3		179127								20.235707			2864	
45	Totals-OCDF	2		92811								19.181215			1500	
46	Totals-37Cl-2378-TCDD	3		39085								2.0437997			715	

**Quantify Sample Summary Report**      **MassLynx MassLynx V4.1 SCN 901**

Dataset: I:\Organics Instrument\HIGHRES GCMS Completed Results Files\HR-7\7-210419A-M23-ICAL.qld

Last Altered: Monday, April 26, 2021 15:55:14 Eastern Daylight Time

Printed: Monday, April 26, 2021 15:56:04 Eastern Daylight Time

**Name: 7-210419A02, Date: 19-Apr-2021, Time: 11:39:35, ID: H7-21-CCV-0199, Description: 1613B-CS3+PERF-012, Vial: Tray1:1**

	Target Analyte	#Hom	Total Area	Ion1 Area	Ion2 Area	Ra	Ra Fail=YES	RT	RRT	RT LCL	RT UCL	pg	%Rec	Mod.Comment	Noise 1	Noise 2
1	2378-TCDD		184056	81871	102185	0.80	NO	28.41	1.00	28.38	28.45	10.378057	103.8		2162	1646
2	12378-PeCDD		652374	403091	249283	1.62	NO	32.26	1.00	32.23	32.30	50.627879	101.3		3640	2636
3	123478-HxCDD		666422	365263	301159	1.21	NO	34.26	1.00	34.23	34.30	46.649402	93.3		4107	4537
4	123678-HxCDD		922932	517003	405929	1.27	NO	34.32	1.00	34.28	34.35	49.404087	98.8		4107	4537
5	123789-HxCDD		809481	448964	360517	1.25	NO	34.43	1.00	34.40	34.47	47.766948	95.5		4107	4537
6	1234678-HpCDD		613118	320613	292504	1.10	NO	35.91	1.00	35.88	35.94	52.754895	105.5		3790	2337
7	OCDD		915988	438693	477295	0.92	NO	37.40	1.00	37.36	37.43	91.636188	91.6		4015	5356
8	2378-TCDF		225878	103269	122609	0.84	NO	27.50	1.00	27.46	27.53	10.299050	103.0		1322	2027
9	12378-PeCDF		925672	567194	358478	1.58	NO	31.37	1.00	31.33	31.40	50.211375	100.4		5498	2305
10	23478-PeCDF		1055849	648998	406851	1.60	NO	32.07	1.16	32.03	32.10	50.853358	101.7		5498	2305
11	123478-HxCDF		1003973	558501	445472	1.25	NO	33.79	0.98	33.75	33.82	50.749514	101.5		4883	5534
12	123678-HxCDF		1205242	681693	523549	1.30	NO	33.85	1.00	33.82	33.88	51.487395	103.0		4883	5534
13	234678-HxCDF		1100561	611325	489237	1.25	NO	34.17	0.99	34.13	34.20	51.178292	102.4		4883	5534
14	123789-HxCDF		878836	479204	399632	1.20	NO	34.59	1.00	34.56	34.62	49.653852	99.3		4883	5534
15	1234678-HpCDF		747199	491785	255414	1.93	NO	35.35	1.00	35.32	35.38	50.977484	102.0		5829	6032
16	1234789-HpCDF		580608	375575	205033	1.83	NO	36.16	1.05	36.13	36.19	50.411464	100.8		5829	6032
17	OCDF		1126591	548531	578060	0.95	NO	37.50	1.00	37.46	37.53	95.341515	95.3		3827	5513
18	37Cl-2378-TCDD FS		177930	177930				28.41	1.00	28.38	28.45	9.7042757	97.0		1025	
19	13C-123478-HxCDD FS		1284596	712910	571686	1.25	NO	34.25	0.99	34.22	34.29	90.344686	90.3		2649	2910
20	13C-23478-PeCDF FS		2012473	1227057	785416	1.56	NO	32.06	1.16	32.02	32.09	99.244538	99.2		3448	3825
21	13C-123478-HxCDF FS		1682066	574906	1107160	0.52	NO	33.77	0.98	33.74	33.81	100.77422	100.8		6290	14273
22	13C-1234789-HpCDF FS		1131685	358966	772720	0.46	NO	36.15	1.05	36.12	36.18	99.868701	99.9		2925	7741
23	13C-2378-TCDD ES		1914332	830688	1083645	0.77	NO	28.40	1.02	28.36	28.43	102.00865	102.0		3618	1997
24	13C-12378-PeCDD ES		1351030	829596	521433	1.59	NO	32.25	1.16	32.22	32.29	99.362569	99.4		2509	1942
25	13C-123678-HxCDD ES		1937667	1081252	856415	1.26	NO	34.31	1.00	34.27	34.34	107.10581	107.1		2649	2910
26	13C-1234678-HpCDD ES		1244022	638899	605123	1.06	NO	35.90	1.04	35.86	35.93	99.243639	99.2		7497	3633
27	13C-OCDD ES		1775752	843244	932509	0.90	NO	37.40	1.09	37.36	37.43	211.32802	105.7		3346	4492
28	13C-2378-TCDF ES		2359747	1031777	1327970	0.78	NO	27.48	0.99	27.45	27.51	104.01192	104.0		7294	4423
29	13C-12378-PeCDF ES		1975019	1201647	773372	1.55	NO	31.35	1.13	31.32	31.39	102.76744	102.8		3448	3825
30	13C-123678-HxCDF ES		2060517	709740	1350777	0.53	NO	33.84	0.98	33.80	33.87	103.15021	103.2		6290	14273
31	13C-1234678-HpCDF ES		1483879	459138	1024741	0.45	NO	35.34	1.03	35.31	35.37	101.56335	101.6		2925	7741
32	13C-123789-HxCDF CS		1565967	538436	1027531	0.52	NO	34.58	1.00	34.55	34.61	103.01588	103.0		6290	14273
33	13C-1234-TCDD IS		1569675	681847	887828	0.77	NO	27.71	0.00	27.68	27.75	116.29310	116.3		3618	1997
34	13C-123789-HxCDD IS		1731015	957221	773795	1.24	NO	34.43	0.00	34.40	34.47	119.97958	120.0		2649	2910
35	Total-Tetradoxins	6		342333								43.787340			2162	
36	Total-Pentadoxins	5		1184171								148.67322			3640	
37	Total-Hexadoxins	5		1706449								184.43207			4107	



**Quantify Sample Summary Report      MassLynx MassLynx V4.1 SCN 901**

Dataset: I:\Organics Instrument\HIGHRES GCMS Completed Results Files\HR-7\7-210419A-M23-ICAL.qld

Last Altered: Monday, April 26, 2021 15:55:14 Eastern Daylight Time

Printed: Monday, April 26, 2021 15:56:04 Eastern Daylight Time

**Name: 7-210419A02, Date: 19-Apr-2021, Time: 11:39:35, ID: H7-21-CCV-0199, Description: 1613B-CS3+PERF-012, Vial: Tray1:1**

	Target Analyte	#Hom	Total Area	Ion1 Area	Ion2 Area	Ra	Ra Fail=YES	RT	RRT	RT LCL	RT UCL	pg	%Rec	Mod.Comment	Noise 1	Noise 2
38	Total-Heptadioxins	2		627234								104.19569			3790	
39	Total-OCDD	1		438693								91.636188			4015	
40	Total-Tetrafurans	6		399471								41.339040			1322	
41	Total-PeCDF-F1	1		792789								65.753945			1096	
42	Total-Pentafurans	5		1761828								146.60243			5498	
43	Total-Hexafurans	5		2538405								221.42897			4883	
44	Total-Heptafurans	3		880627								102.95097			5829	
45	Totals-OCDF	1		548531								95.341515			3827	
46	Totals-37Cl-2378-TCDD	8		180872								9.8647132			1025	

Quantify Sample Summary Report **MassLynx MassLynx V4.1 SCN 901**

Dataset: I:\Organics Instrument\HIGHRES GCMS Completed Results Files\HR-7\7-210419A-M23-ICAL.qld

Last Altered: Monday, April 26, 2021 15:55:14 Eastern Daylight Time

Printed: Monday, April 26, 2021 15:56:04 Eastern Daylight Time

Name: 7-210419A07, Date: 19-Apr-2021, Time: 15:08:34, ID: H7-21-CS4-0199, Description: 1613B-CS4-012, Vial: Tray1:9

	Target Analyte	#Hom	Total Area	Ion1 Area	Ion2 Area	Ra	Ra Fail=YES	RT	RRT	RT LCL	RT UCL	pg	%Rec	Mod.Comment	Noise 1	Noise 2
1	2378-TCDD		639118	280610	358508	0.78	NO	28.40	1.00	28.36	28.43	42.089372	105.2		1763	3685
2	12378-PeCDD		2491346	1543844	947502	1.63	NO	32.25	1.00	32.22	32.29	209.38769	104.7		2763	7675
3	123478-HxCDD		2623555	1446277	1177277	1.23	NO	34.25	1.00	34.22	34.29	199.07500	99.5		1354	2504
4	123678-HxCDD		3527671	1955188	1572483	1.24	NO	34.29	1.00	34.26	34.33	204.69682	102.3		1354	2504
5	123789-HxCDD		3134056	1731217	1402839	1.23	NO	34.42	1.00	34.39	34.46	200.47367	100.2		1354	2504
6	1234678-HpCDD		2346588	1190441	1156147	1.03	NO	35.90	1.00	35.86	35.93	203.24952	101.6		8511	9618
7	OCDD		3685048	1729854	1955194	0.88	NO	37.39	1.00	37.36	37.42	394.11196	98.5		5850	4632
8	2378-TCDF		764003	330155	433849	0.76	NO	27.48	1.00	27.45	27.51	41.749707	104.4		1859	6539
9	12378-PeCDF		3447689	2115178	1332511	1.59	NO	31.35	1.00	31.32	31.39	214.03864	107.0		7241	5627
10	23478-PeCDF		3937034	2402898	1534137	1.57	NO	32.04	1.16	32.01	32.08	217.02329	108.5		7241	5627
11	123478-HxCDF		3754700	2095522	1659178	1.26	NO	33.77	0.98	33.74	33.81	204.93921	102.5		5023	1451
12	123678-HxCDF		4548226	2535795	2012430	1.26	NO	33.84	1.00	33.80	33.87	209.80149	104.9		5023	1451
13	234678-HxCDF		4241297	2348309	1892988	1.24	NO	34.16	0.99	34.12	34.19	212.96586	106.5		5023	1451
14	123789-HxCDF		3479152	1944147	1535005	1.27	NO	34.57	1.00	34.54	34.60	212.25513	106.1		5023	1451
15	1234678-HpCDF		2952325	1936561	1015763	1.91	NO	35.34	1.00	35.31	35.37	210.12152	105.1		14032	5539
16	1234789-HpCDF		2361793	1537124	824670	1.86	NO	36.15	1.05	36.12	36.18	213.92067	107.0		14032	5539
17	OCDF		4988622	2385792	2602830	0.92	NO	37.49	1.00	37.45	37.52	451.33154	112.8		4118	5839
18	37Cl-2378-TCDD FS		623569	623569				28.40	1.00	28.36	28.43	39.721237	99.3		1396	
19	13C-123478-HxCDD FS		1211423	671328	540095	1.24	NO	34.24	0.99	34.21	34.27	92.355324	92.4		9244	3380
20	13C-23478-PeCDF FS		1821826	1116933	704893	1.58	NO	32.03	1.16	32.00	32.07	102.82594	102.8		2935	3902
21	13C-123478-HxCDF FS		1496654	509716	986938	0.52	NO	33.76	0.98	33.73	33.80	96.820587	96.8		2016	2664
22	13C-1234789-HpCDF FS		1095684	352624	743060	0.47	NO	36.14	1.05	36.10	36.17	100.86795	100.9		3080	3973
23	13C-2378-TCDD ES		1639050	712940	926109	0.77	NO	28.37	1.02	28.33	28.40	100.12714	100.1		3451	2851
24	13C-12378-PeCDD ES		1247501	765487	482015	1.59	NO	32.24	1.16	32.21	32.27	105.18141	105.2		2609	1701
25	13C-123678-HxCDD ES		1787513	996317	791196	1.26	NO	34.29	1.00	34.26	34.33	102.62054	102.6		9244	3380
26	13C-1234678-HpCDD ES		1235818	652531	583287	1.12	NO	35.89	1.04	35.85	35.92	102.39537	102.4		5089	4860
27	13C-OCDD ES		1661051	745463	915589	0.81	NO	37.39	1.09	37.36	37.42	205.30951	102.7		4355	4054
28	13C-2378-TCDF ES		1968935	872283	1096651	0.80	NO	27.45	0.99	27.42	27.48	99.492178	99.5		6071	3718
29	13C-12378-PeCDF ES		1725647	1048437	677211	1.55	NO	31.34	1.13	31.31	31.38	102.93814	102.9		2935	3902
30	13C-123678-HxCDF ES		1908255	657372	1250883	0.53	NO	33.83	0.98	33.79	33.86	99.215969	99.2		2016	2664
31	13C-1234678-HpCDF ES		1422440	448561	973879	0.46	NO	35.33	1.03	35.30	35.36	101.11697	101.1		3080	3973
32	13C-123789-HxCDF CS		1474848	509905	964943	0.53	NO	34.57	1.00	34.54	34.60	100.76740	100.8		2016	2664
33	13C-1234-TCDD IS		1369209	596939	772270	0.77	NO	27.68	0.00	27.65	27.72	101.44109	101.4		3451	2851
34	13C-123789-HxCDD IS		1666670	928088	738581	1.26	NO	34.42	0.00	34.39	34.46	115.51970	115.5		9244	3380
35	Total-Tetradoxins	2		280988								42.149144			1763	
36	Total-Pentadoxins	3		1547745								209.92667			2763	
37	Total-Hexadoxins	6		5233338								615.90300			1354	

**Quantify Sample Summary Report**      **MassLynx MassLynx V4.1 SCN 901**

Dataset: I:\Organics Instrument\HIGHRES GCMS Completed Results Files\HR-7\7-210419A-M23-ICAL.qld

Last Altered: Monday, April 26, 2021 15:55:14 Eastern Daylight Time

Printed: Monday, April 26, 2021 15:56:04 Eastern Daylight Time

**Name: 7-210419A07, Date: 19-Apr-2021, Time: 15:08:34, ID: H7-21-CS4-0199, Description: 1613B-CS4-012, Vial: Tray1:9**

	Target Analyte	#Hom	Total Area	Ion1 Area	Ion2 Area	Ra	Ra Fail=YES	RT	RRT	RT LCL	RT UCL	pg	%Rec	Mod.Comment	Noise 1	Noise 2
38	Total-Heptadioxins	2		1207956								206.25579			8511	
39	Total-OCDD	1		1729854								394.11196			5850	
40	Total-Tetrafurans	5		337875								42.710527			1859	
41	Total-PeCDF-F1			0								0.00000000			2772	
42	Total-Pentafurans	8		4553094								434.42811			7241	
43	Total-Hexafurans	5		8927580								840.33999			5023	
44	Total-Heptafurans	3		3520700								429.69612			14032	
45	Totals-OCDF	2		2386512								451.47530			4118	
46	Totals-37Cl-2378-TCDD	10		626661								39.918197			1396	

**Quantify Sample Summary Report**      **MassLynx MassLynx V4.1 SCN 901**

Dataset:      I:\Organics Instrument\HIGHRES GCMS Completed Results Files\HR-7\7-210419A-M23-ICAL.qld

Last Altered:    Monday, April 26, 2021 15:55:14 Eastern Daylight Time

Printed:         Monday, April 26, 2021 15:56:04 Eastern Daylight Time

**Name: 7-210419A06, Date: 19-Apr-2021, Time: 14:26:25, ID: H7-21-CS5-0199, Description: 1613B-CS5-012, Vial: Tray1:8**

	Target Analyte	#Hom	Total Area	Ion1 Area	Ion2 Area	Ra	Ra Fail=YES	RT	RRT	RT LCL	RT UCL	pg	%Rec	Mod.Comment	Noise 1	Noise 2
1	2378-TCDD		1550624	686785	863839	0.80	NO	28.41	1.00	28.38	28.45	220.94460	110.5		1872	1266
2	12378-PeCDD		6213074	3839416	2373658	1.62	NO	32.26	1.00	32.23	32.30	1033.1845	103.3		2236	4480
3	123478-HxCDD		6874377	3770490	3103887	1.21	NO	34.26	1.00	34.23	34.30	1021.2056	102.1		453	3159
4	123678-HxCDD		8906112	4933781	3972331	1.24	NO	34.31	1.00	34.27	34.34	1011.7294	101.2		453	3159
5	123789-HxCDD		8044556	4456766	3587790	1.24	NO	34.43	1.00	34.40	34.47	1007.4093	100.7		453	3159
6	1234678-HpCDD		5771570	2967111	2804459	1.06	NO	35.91	1.00	35.88	35.94	976.64371	97.7		8993	14081
7	OCDD		8722672	4096933	4625740	0.89	NO	37.41	1.00	37.37	37.44	1813.5914	90.7		7257	8535
8	2378-TCDF		1800332	793380	1006952	0.79	NO	27.50	1.00	27.46	27.53	207.47162	103.7		1485	1794
9	12378-PeCDF		8712475	5323947	3388528	1.57	NO	31.35	1.00	31.32	31.39	1047.7285	104.8		7057	5687
10	23478-PeCDF		9809486	5972195	3837291	1.56	NO	32.06	1.16	32.02	32.09	1047.4336	104.7		7057	5687
11	123478-HxCDF		9637228	5366498	4270730	1.26	NO	33.79	0.98	33.75	33.82	1012.3873	101.2		1983	7734
12	123678-HxCDF		11615723	6490455	5125268	1.27	NO	33.85	1.00	33.82	33.88	1031.2349	103.1		1983	7734
13	234678-HxCDF		11075569	6159327	4916242	1.25	NO	34.17	0.99	34.13	34.20	1070.3410	107.0		1983	7734
14	123789-HxCDF		9104248	5098038	4006210	1.27	NO	34.58	1.00	34.55	34.61	1068.9900	106.9		1983	7734
15	1234678-HpCDF		7553522	4921867	2631656	1.87	NO	35.35	1.00	35.32	35.38	1056.6027	105.7		16519	9967
16	1234789-HpCDF		5846697	3842112	2004585	1.92	NO	36.16	1.05	36.13	36.19	1040.8240	104.1		16519	9967
17	OCDF		13273036	6305328	6967708	0.90	NO	37.51	1.00	37.47	37.54	2334.5264	116.7		8369	7853
18	37Cl-2378-TCDD FS		1541466	1541466				28.40	1.00	28.36	28.43	212.45056	106.2		1907	
19	13C-123478-HxCDD FS		649188	361945	287243	1.26	NO	34.25	0.99	34.22	34.29	96.892402	96.9		1378	2943
20	13C-23478-PeCDF FS		914303	558713	355591	1.57	NO	32.06	1.16	32.02	32.09	99.960687	100.0		1493	2930
21	13C-123478-HxCDF FS		763582	261943	501639	0.52	NO	33.77	0.98	33.74	33.81	95.070724	95.1		6852	3293
22	13C-1234789-HpCDF FS		565199	175405	389794	0.45	NO	36.16	1.05	36.13	36.19	102.26452	102.3		2217	5454
23	13C-2378-TCDD ES		757542	330831	426711	0.78	NO	28.38	1.03	28.35	28.42	104.29106	104.3		2870	2357
24	13C-12378-PeCDD ES		630502	386786	243716	1.59	NO	32.25	1.16	32.22	32.29	119.80236	119.8		2041	2010
25	13C-123678-HxCDD ES		913053	508830	404222	1.26	NO	34.31	1.00	34.27	34.34	103.78576	103.8		1378	2943
26	13C-1234678-HpCDD ES		632565	334982	297583	1.13	NO	35.90	1.04	35.86	35.93	103.77374	103.8		3502	3917
27	13C-OCDD ES		854417	403657	450759	0.90	NO	37.40	1.09	37.36	37.43	209.09918	104.5		3221	2333
28	13C-2378-TCDF ES		933649	415813	517836	0.80	NO	27.47	0.99	27.43	27.50	106.32166	106.3		6141	2785
29	13C-12378-PeCDF ES		890859	542010	348849	1.55	NO	31.35	1.13	31.32	31.39	119.76058	119.8		1493	2930
30	13C-123678-HxCDF ES		991498	342659	648838	0.53	NO	33.84	0.98	33.80	33.87	102.06890	102.1		6852	3293
31	13C-1234678-HpCDF ES		723733	217060	506673	0.43	NO	35.34	1.03	35.31	35.37	101.86498	101.9		2217	5454
32	13C-123789-HxCDF CS		772518	266238	506280	0.53	NO	34.58	1.00	34.55	34.61	104.50523	104.5		6852	3293
33	13C-1234-TCDD IS		607560	265254	342305	0.77	NO	27.68	0.00	27.65	27.72	45.012511	45.0		2870	2357
34	13C-123789-HxCDD IS		841769	467853	373916	1.25	NO	34.43	0.00	34.40	34.47	58.344426	58.3		1378	2943
35	Total-Tetradoxins	4		700333								225.32346			1872	
36	Total-Pentadoxins	2		3843640								1034.2981			2236	
37	Total-Hexadoxins	6		13395158								3092.3298			453	

**Quantify Sample Summary Report      MassLynx MassLynx V4.1 SCN 901**

Dataset: I:\Organics Instrument\HIGHRES GCMS Completed Results Files\HR-7\7-210419A-M23-ICAL.qld

Last Altered: Monday, April 26, 2021 15:55:14 Eastern Daylight Time

Printed: Monday, April 26, 2021 15:56:04 Eastern Daylight Time

**Name: 7-210419A06, Date: 19-Apr-2021, Time: 14:26:25, ID: H7-21-CS5-0199, Description: 1613B-CS5-012, Vial: Tray1:8**

	Target Analyte	#Hom	Total Area	Ion1 Area	Ion2 Area	Ra	Ra Fail=YES	RT	RRT	RT LCL	RT UCL	pg	%Rec	Mod.Comment	Noise 1	Noise 2
38	Total-Heptadioxins	3		3022765								994.14711			8993	
39	Total-OCDD	2		4554952								2011.1827			7257	
40	Total-Tetrafurans	5		807862								211.19717			1485	
41	Total-PeCDF-F1			0								0.00000000			728	
42	Total-Pentafurans	6		11367878								2108.7168			7057	
43	Total-Hexafurans	5		23117210								4183.5044			1983	
44	Total-Heptafurans	4		8835523								2114.1138			16519	
45	Totals-OCDF	3		6306240								2334.7561			8369	
46	Totals-37Cl-2378-TCDD	14		1544270								212.83703			1907	

**Quantify Sample Summary Report**      **MassLynx MassLynx V4.1 SCN 901**

Dataset: I:\Organics Instrument\HIGHRES GCMS Completed Results Files\HR-7\7-210419A-M23-ICAL-RS1.qld

Last Altered: Wednesday, April 21, 2021 13:55:46 Eastern Daylight Time

Printed: Monday, April 26, 2021 16:01:34 Eastern Daylight Time

**Method: C:\MassLynx\Dioxin.PRO\MethDB\Dioxin\_M23.mdb 21 Apr 2021 13:52:24**

**Calibration: C:\MassLynx\Dioxin.PRO\CurveDB\7-210419A-CAL5-M23.cdb 21 Apr 2021 13:52:54**

**Name: 7-210419A08, Date: 19-Apr-2021, Time: 15:50:44, ID: H7-21-RS1-0199, Description: 1613B-RS1-012, Vial: Tray1:10**

	Target Analyte	#Hom	Total Area	Ion1 Area	Ion2 Area	Ra	Ra Fail=YES	RT	RRT	RT LCL	RT UCL	pg	%Rec	Mod.Comment	Noise 1	Noise 2
1	2378-TCDD		163278	69437	93840	0.74	NO	28.41	1.00	28.38	28.45	10.181594	101.8		1589	1273
2	12378-PeCDD		632295	390010	242285	1.61	NO	32.26	1.00	32.23	32.30	54.509727	109.0		1473	810
3	123478-HxCDD		588347	326800	261548	1.25	NO	34.25	1.00	34.22	34.29	51.913849	103.8		5098	3076
4	123678-HxCDD		722481	400488	321994	1.24	NO	34.31	1.00	34.27	34.34	48.749767	97.5		5098	3076
5	123789-HxCDD		685816	381191	304625	1.25	NO	34.43	1.00	34.40	34.47	51.013003	102.0		5098	3076
6	1234678-HpCDD		491980	253719	238261	1.06	NO	35.91	1.00	35.88	35.94	50.743050	101.5		2042	5759
7	OCDD		698268	323898	374370	0.87	NO	37.40	1.00	37.36	37.43	90.338605	90.3		2959	3285
8	2378-TCDF		204579	88311	116268	0.76	NO	27.50	1.00	27.46	27.53	10.066147	100.7		993	1700
9	12378-PeCDF		889032	542287	346745	1.56	NO	31.35	1.00	31.32	31.39	54.053473	108.1		4399	1306
10	23478-PeCDF		916593	556319	360274	1.54	NO	32.06	1.16	32.02	32.09	49.483011	99.0		4399	1306
11	123478-HxCDF		883746	494114	389632	1.27	NO	33.77	0.98	33.74	33.81	52.913961	105.8		7664	3280
12	123678-HxCDF		1005447	559717	445730	1.26	NO	33.85	1.00	33.82	33.88	50.876667	101.8		7664	3280
13	234678-HxCDF		920438	511729	408709	1.25	NO	34.17	0.99	34.13	34.20	50.698914	101.4		7664	3280
14	123789-HxCDF		806635	447419	359216	1.25	NO	34.58	1.00	34.55	34.61	53.982700	108.0		7664	3280
15	1234678-HpCDF		603462	394562	208900	1.89	NO	35.35	1.00	35.32	35.38	49.783903	99.6		6500	5724
16	1234789-HpCDF		506632	332466	174166	1.91	NO	36.16	1.05	36.13	36.19	53.190707	106.4		6500	5724
17	OCDF		932413	448785	483628	0.93	NO	37.50	1.00	37.46	37.53	102.04652	102.0		3069	4989
18	37Cl-2378-TCDD FS		195035	195035				28.41	1.00	28.38	28.45	11.763808			696	
19	13C-123478-HxCDD FS		1107009	618027	488982	1.26	NO	34.25	1.00	34.22	34.29	98.138673	98.1		3030	2453
20	13C-23478-PeCDF FS		1798753	1091279	707474	1.54	NO	32.04	1.16	32.01	32.08	99.428187	99.4		3754	1665
21	13C-123478-HxCDF FS		1448431	496113	952318	0.52	NO	33.76	0.98	33.73	33.80	102.78672	102.8		8865	6721
22	13C-1234789-HpCDF FS		955813	297303	658511	0.45	NO	36.15	1.05	36.12	36.18	101.99377	102.0		4475	7248
23	13C-2378-TCDD ES		1730990	751405	979585	0.77	NO	28.38	1.02	28.35	28.42	96.965931	97.0		3190	1651
24	13C-12378-PeCDD ES		1216196	752677	463519	1.62	NO	32.25	1.16	32.22	32.29	94.030005	94.0		3270	2204
25	13C-123678-HxCDD ES		1537185	857796	679389	1.26	NO	34.31	1.00	34.27	34.34	101.32448	101.3		3030	2453
26	13C-1234678-HpCDD ES		1037811	531770	506041	1.05	NO	35.90	1.04	35.86	35.93	98.729502	98.7		9180	7268
27	13C-OCDD ES		1373119	649338	723781	0.90	NO	37.39	1.09	37.36	37.42	194.86651	97.4		6280	5030
28	13C-2378-TCDF ES		2186686	965655	1221031	0.79	NO	27.47	0.99	27.43	27.50	101.32321	101.3		5922	3676
29	13C-12378-PeCDF ES		1762016	1073859	688157	1.56	NO	31.34	1.13	31.31	31.38	96.382673	96.4		3754	1665
30	13C-123678-HxCDF ES		1739577	593598	1145978	0.52	NO	33.84	0.98	33.80	33.87	103.84643	103.8		8865	6721
31	13C-1234678-HpCDF ES		1227161	392375	834786	0.47	NO	35.34	1.03	35.31	35.37	100.16001	100.2		4475	7248
32	13C-123789-HxCDF CS		1297032	451977	845055	0.53	NO	34.57	1.00	34.54	34.60	101.74816	101.7		8865	6721
33	13C-1234-TCDD IS		1493154	655194	837961	0.78	NO	27.70	0.00	27.67	27.73	110.62392	110.6		3190	1651
34	13C-123789-HxCDD IS		1451599	806470	645129	1.25	NO	34.42	0.00	34.39	34.46	100.61278	100.6		3030	2453

**Quantify Sample Summary Report      MassLynx MassLynx V4.1 SCN 901**

Dataset: I:\Organics Instrument\HIGHRES GCMS Completed Results Files\HR-7\7-210419A-M23-ICAL-RS1.qld

Last Altered: Wednesday, April 21, 2021 13:55:46 Eastern Daylight Time

Printed: Monday, April 26, 2021 16:01:34 Eastern Daylight Time

**Name: 7-210419A08, Date: 19-Apr-2021, Time: 15:50:44, ID: H7-21-RS1-0199, Description: 1613B-RS1-012, Vial: Tray1:10**

	Target Analyte	#Hom	Total Area	Ion1 Area	Ion2 Area	Ra	Ra Fail=YES	RT	RRT	RT LCL	RT UCL	pg	%Rec	Mod.Comment	Noise 1	Noise 2
35	Total-Tetradoxins	1		69437								10.181594			1589	
36	Total-Pentadoxins	2		390374								54.563093			1473	
37	Total-Hexadoxins	4		1108622								151.69741			5098	
38	Total-Heptadoxins	2		257259								51.507984			2042	
39	Total-OCDD	2		324648								90.559269			2959	
40	Total-Tetrafurans	2		88536								10.090172			993	
41	Total-PeCDF-F1			0								0.00000000			877	
42	Total-Pentafurans	4		1101203								103.77873			4399	
43	Total-Hexafurans	7		2016035								208.68354			7664	
44	Total-Heptafurans	4		728415								103.17427			6500	
45	Totals-OCDF	1		448785								102.04652			3069	
46	Totals-37Cl-2378-TCDD	5		195661								11.801606			696	

Quantify Sample Template Report

MassLynx MassLynx V4.1 SCN 901

Dataset: I:\Organics Instrument\HIGHRES GCMS Completed Results Files\HR-7\7-210419A-M23-ICAL.qld

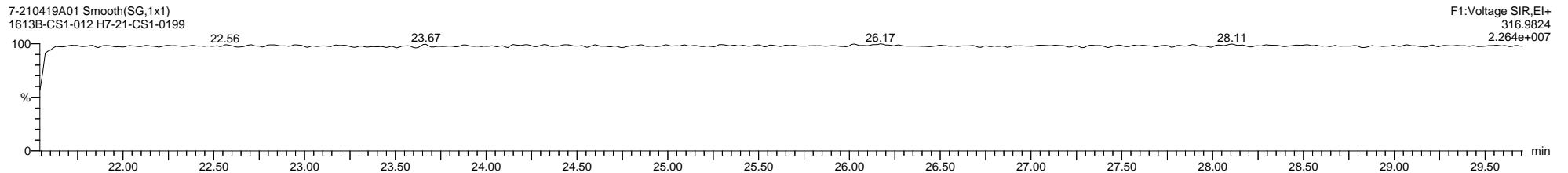
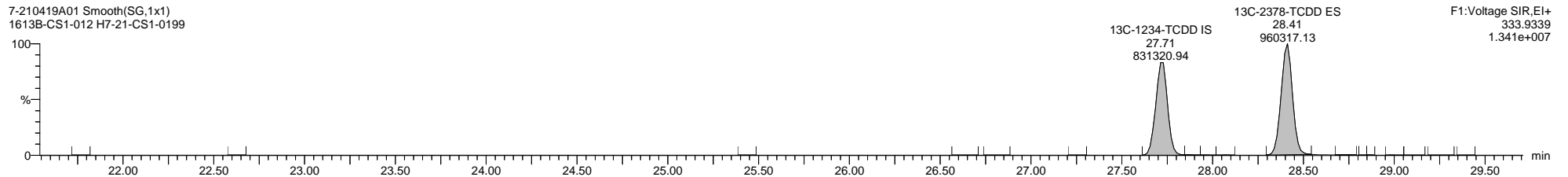
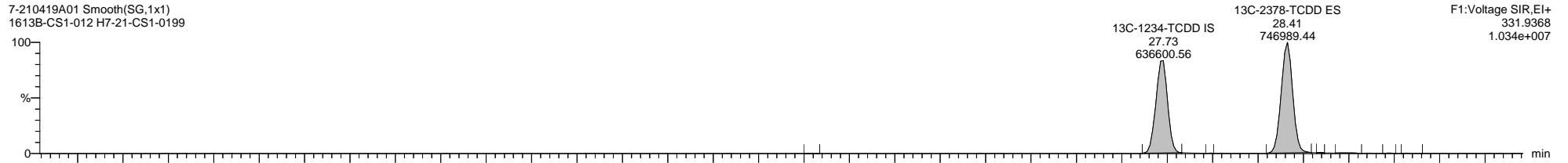
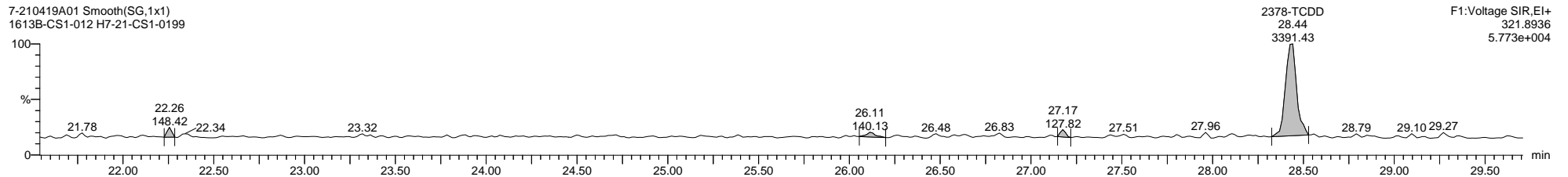
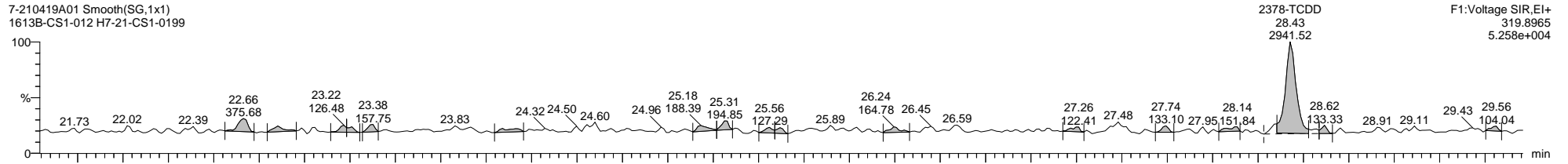
Last Altered: Monday, April 26, 2021 15:55:14 Eastern Daylight Time

Printed: Monday, April 26, 2021 15:56:04 Eastern Daylight Time

Method: C:\MassLynx\Dioxin.PRO\MethDB\Dioxin\_M23A.mdb 21 Apr 2021 13:52:24

Calibration: 26 Apr 2021 15:55:14

Name: 7-210419A01, Date: 19-Apr-2021, Time: 10:54:35, ID: H7-21-CS1-0199, Description: 1613B-CS1-012, Vial: Tray1:5



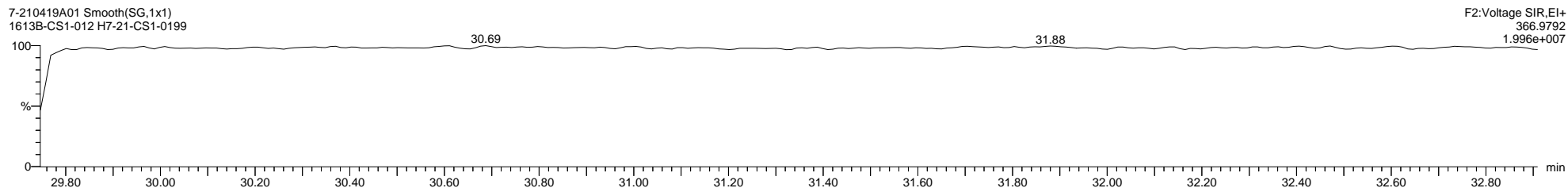
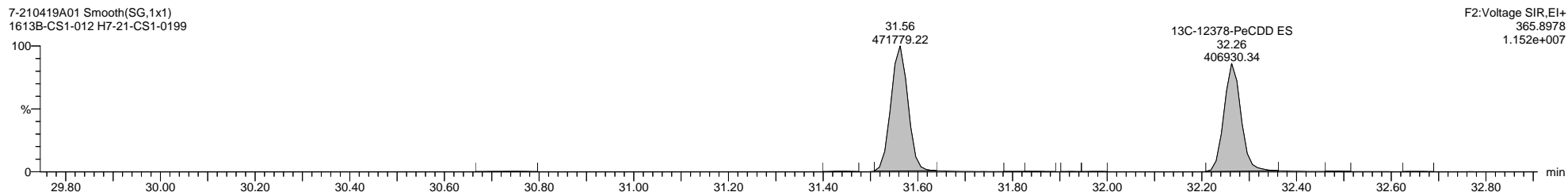
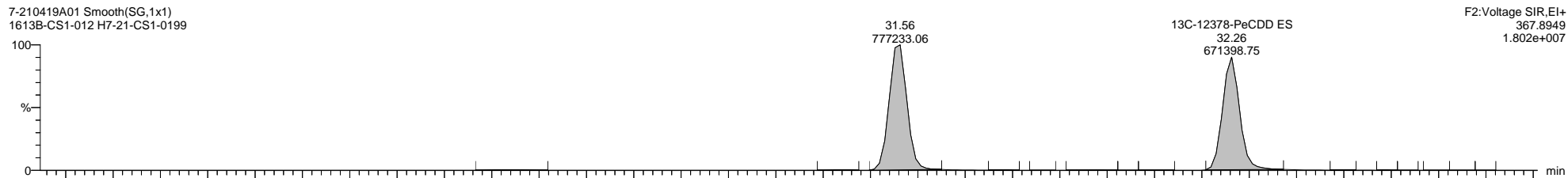
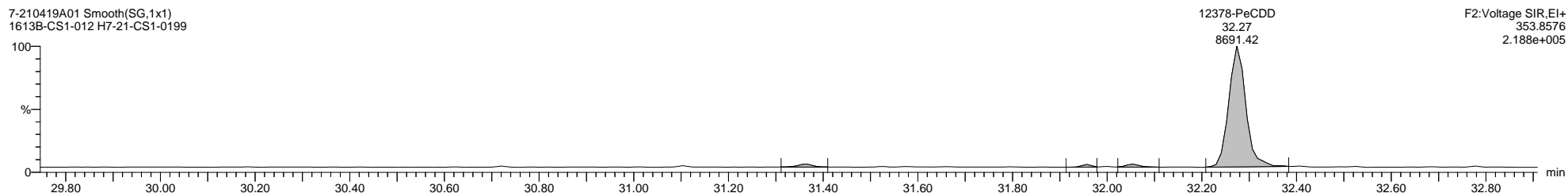
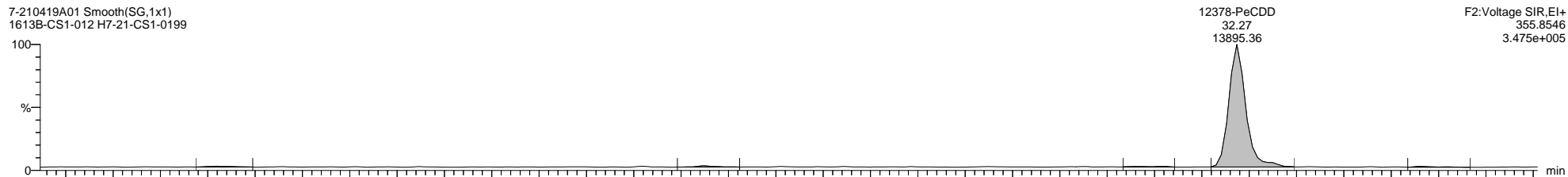


Dataset: I:\Organics Instrument\HIGHRES GCMS Completed Results Files\HR-7\7-210419A-M23-ICAL.qld

Last Altered: Monday, April 26, 2021 15:55:14 Eastern Daylight Time

Printed: Monday, April 26, 2021 15:56:04 Eastern Daylight Time

Name: 7-210419A01, Date: 19-Apr-2021, Time: 10:54:35, ID: H7-21-CS1-0199, Description: 1613B-CS1-012, Vial: Tray1:5

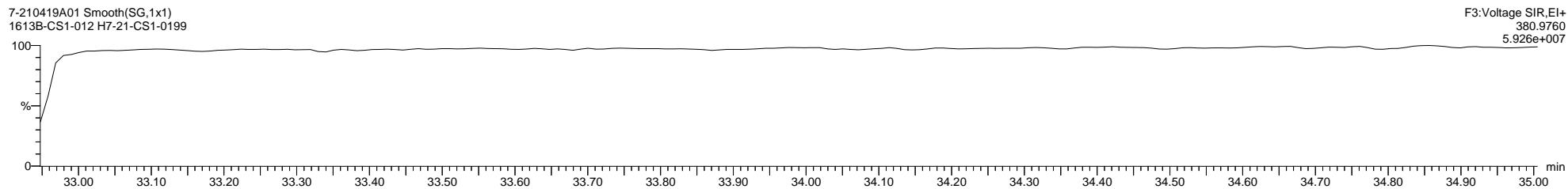
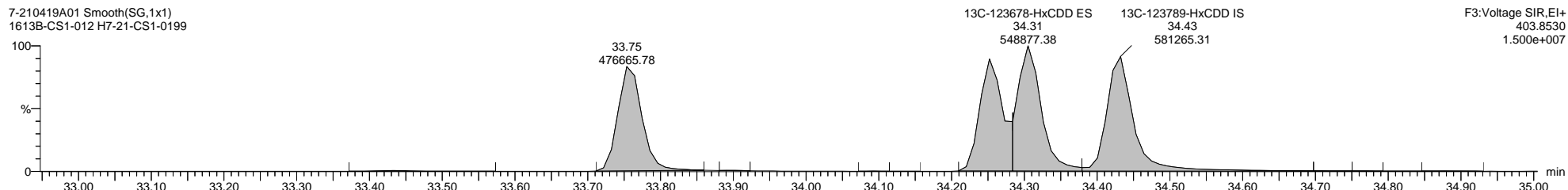

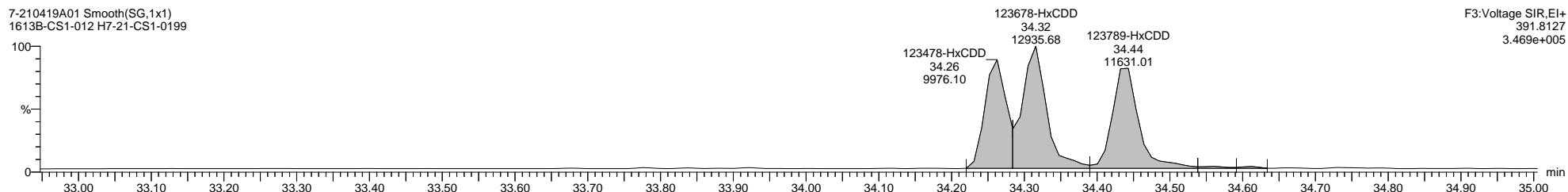



Dataset: I:\Organics Instrument\HIGHRES GCMS Completed Results Files\HR-7\7-210419A-M23-ICAL.qld

Last Altered: Monday, April 26, 2021 15:55:14 Eastern Daylight Time

Printed: Monday, April 26, 2021 15:56:04 Eastern Daylight Time

Name: 7-210419A01, Date: 19-Apr-2021, Time: 10:54:35, ID: H7-21-CS1-0199, Description: 1613B-CS1-012, Vial: Tray1:5



Quantify Sample Template Report

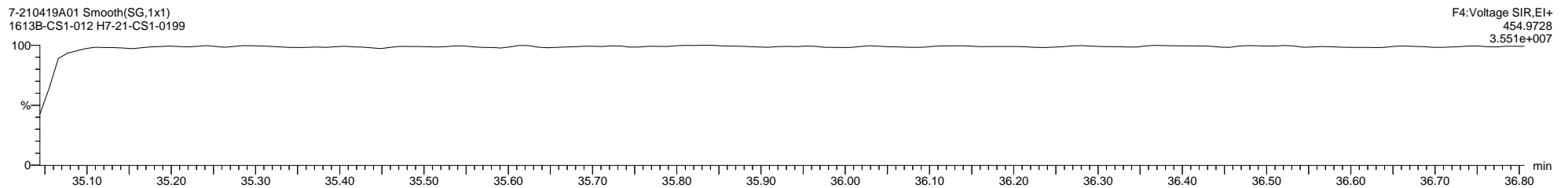
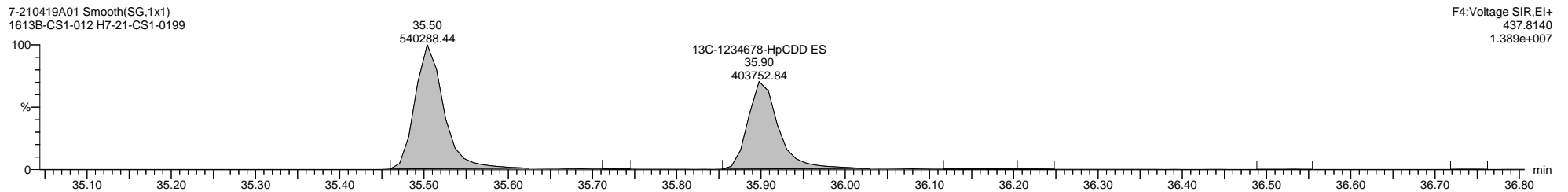
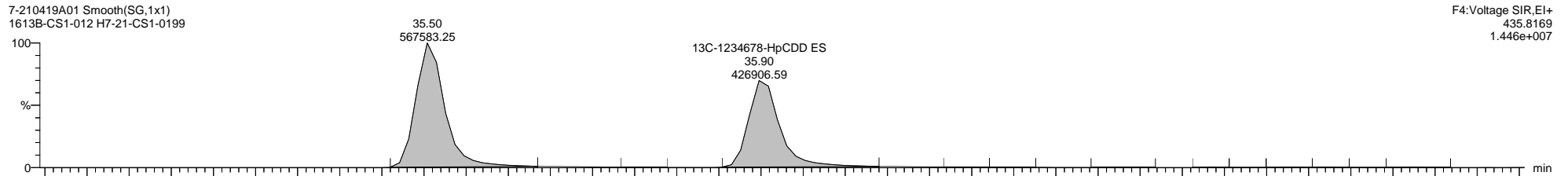
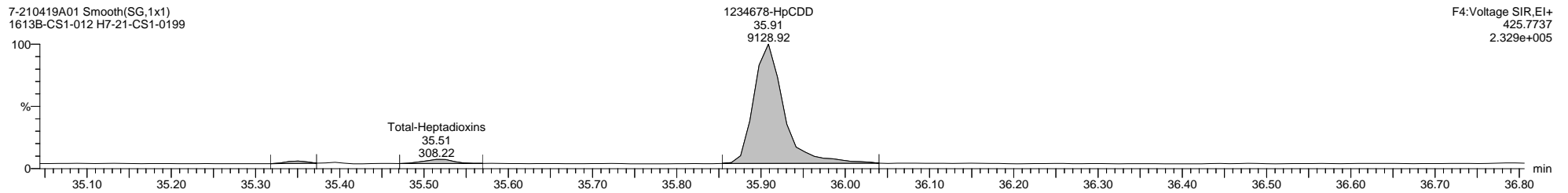
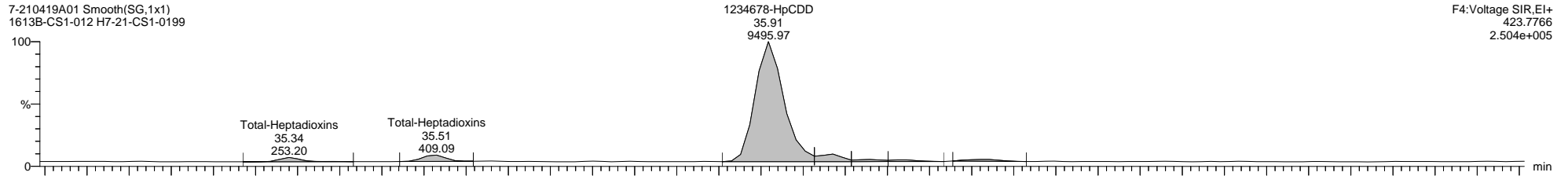
MassLynx MassLynx V4.1 SCN 901

Dataset: I:\Organics Instrument\HIGHRES GCMS Completed Results Files\HR-7\7-210419A-M23-ICAL.qld

Last Altered: Monday, April 26, 2021 15:55:14 Eastern Daylight Time

Printed: Monday, April 26, 2021 15:56:04 Eastern Daylight Time

Name: 7-210419A01, Date: 19-Apr-2021, Time: 10:54:35, ID: H7-21-CS1-0199, Description: 1613B-CS1-012, Vial: Tray1:5



Quantify Sample Template Report

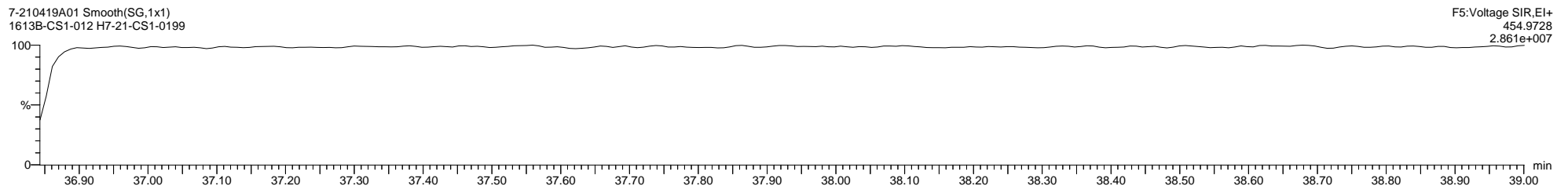
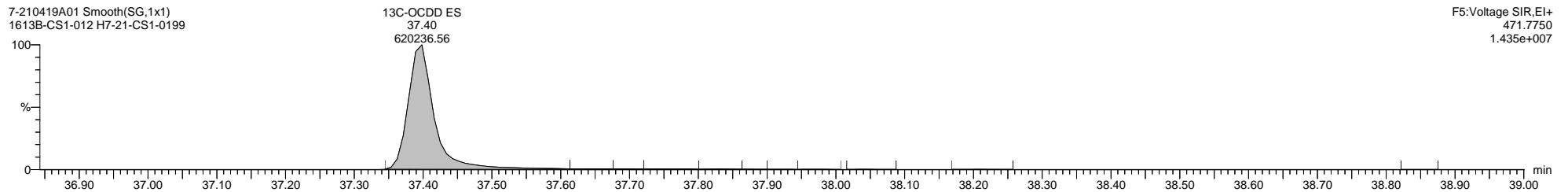

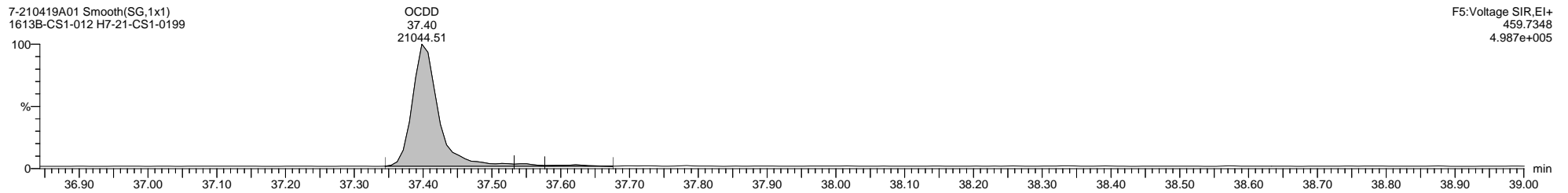

MassLynx MassLynx V4.1 SCN 901

Dataset: I:\Organics Instrument\HIGHRES GCMS Completed Results Files\HR-7\7-210419A-M23-ICAL.qld

Last Altered: Monday, April 26, 2021 15:55:14 Eastern Daylight Time

Printed: Monday, April 26, 2021 15:56:04 Eastern Daylight Time

Name: 7-210419A01, Date: 19-Apr-2021, Time: 10:54:35, ID: H7-21-CS1-0199, Description: 1613B-CS1-012, Vial: Tray1:5

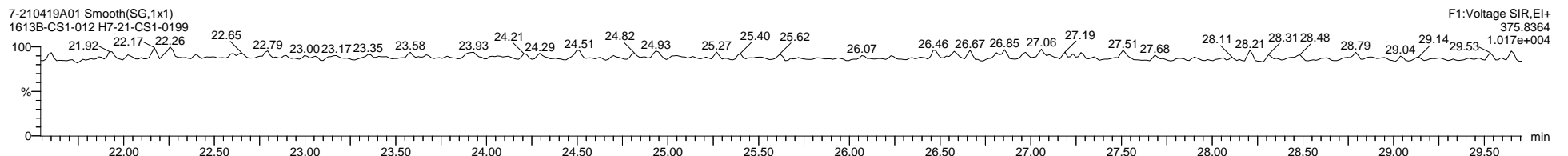
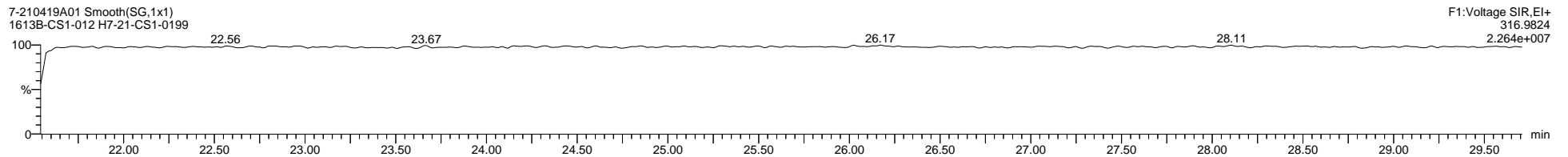
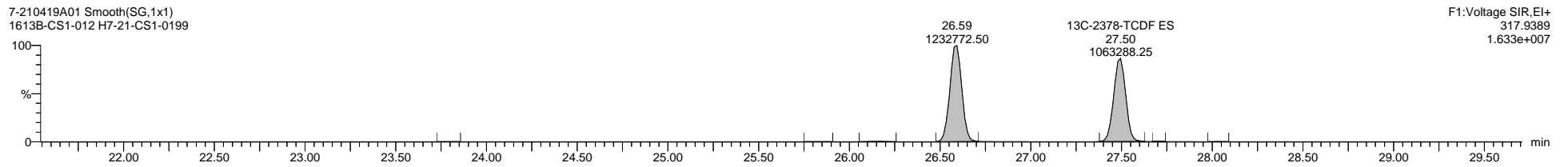

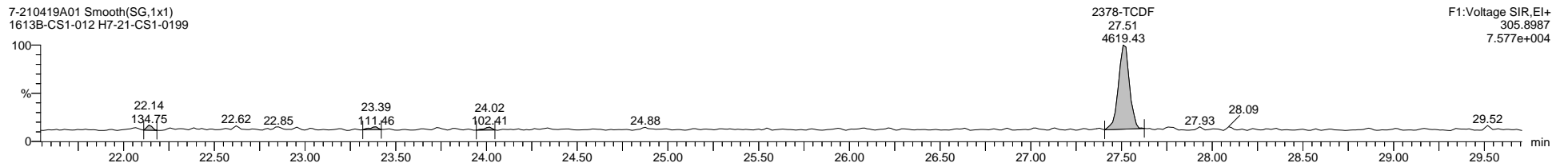
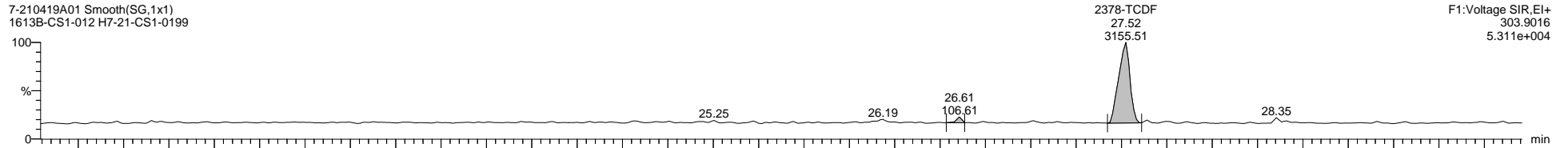


Dataset: I:\Organics Instrument\HIGHRES GCMS Completed Results Files\HR-7\7-210419A-M23-ICAL.qld

Last Altered: Monday, April 26, 2021 15:55:14 Eastern Daylight Time

Printed: Monday, April 26, 2021 15:56:04 Eastern Daylight Time

Name: 7-210419A01, Date: 19-Apr-2021, Time: 10:54:35, ID: H7-21-CS1-0199, Description: 1613B-CS1-012, Vial: Tray1:5



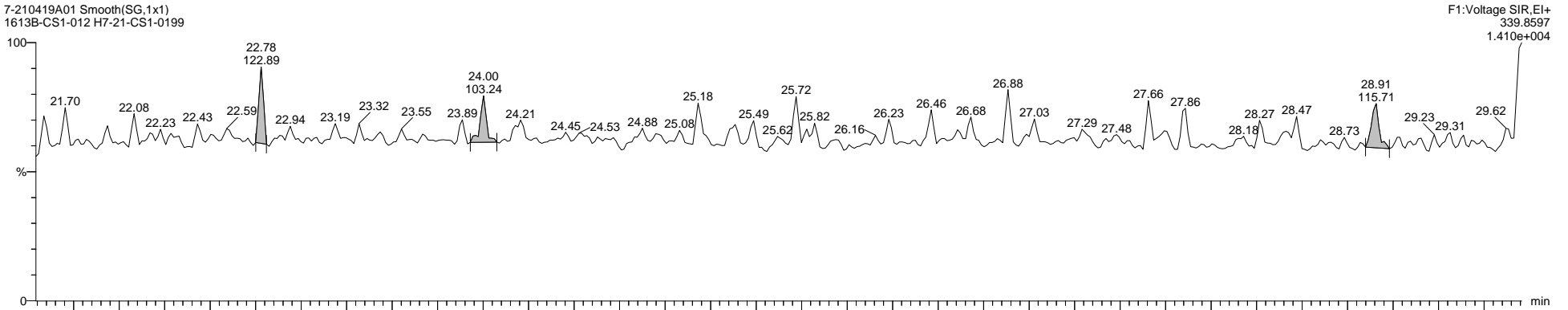
Dataset: I:\Organics Instrument\HIGHRES GCMS Completed Results Files\HR-7\7-210419A-M23-ICAL.qld

Last Altered: Monday, April 26, 2021 15:55:14 Eastern Daylight Time

Printed: Monday, April 26, 2021 15:56:04 Eastern Daylight Time

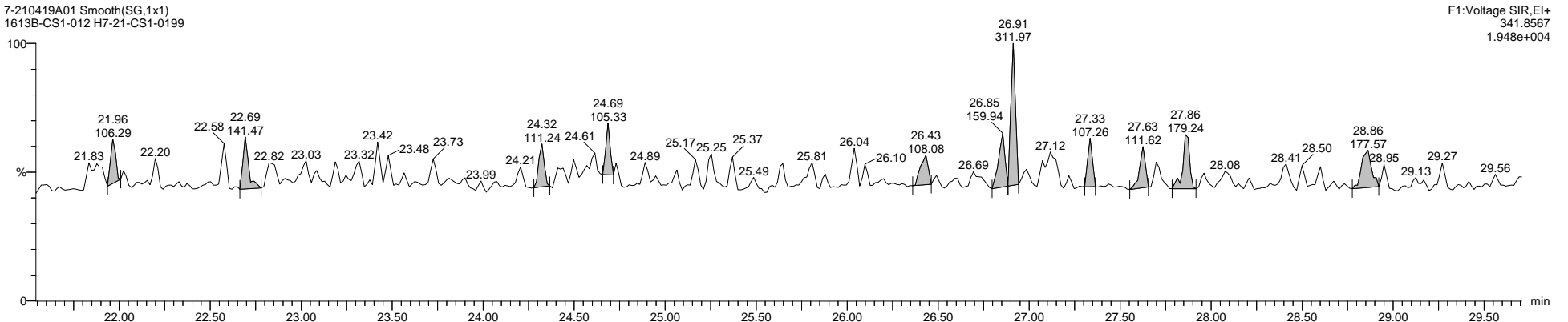
Name: 7-210419A01, Date: 19-Apr-2021, Time: 10:54:35, ID: H7-21-CS1-0199, Description: 1613B-CS1-012, Vial: Tray1:5

7-210419A01 Smooth(SG,1x1)  
1613B-CS1-012 H7-21-CS1-0199



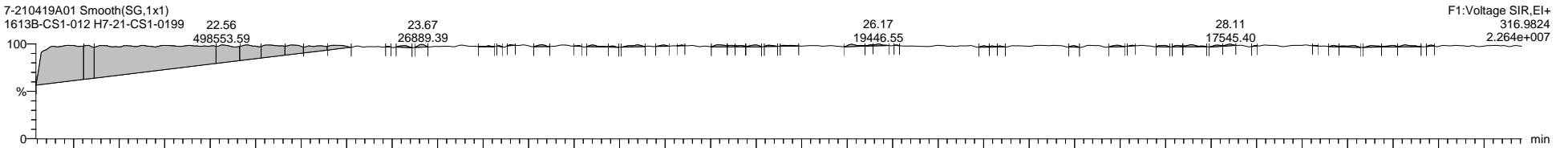
F1:Voltage SIR,El+  
339.8597  
1.410e+004

7-210419A01 Smooth(SG,1x1)  
1613B-CS1-012 H7-21-CS1-0199



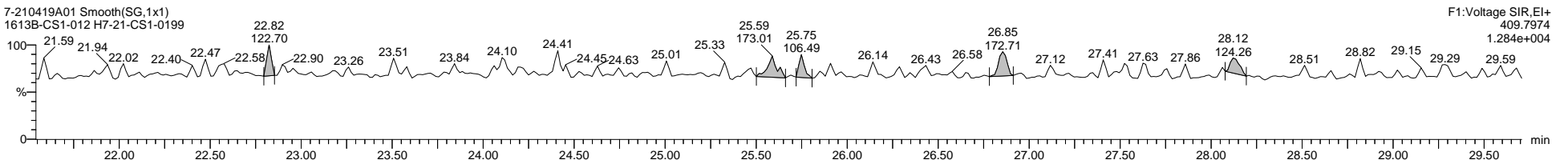
F1:Voltage SIR,El+  
341.8567  
1.948e+004

7-210419A01 Smooth(SG,1x1)  
1613B-CS1-012 H7-21-CS1-0199



F1:Voltage SIR,El+  
316.9824  
2.264e+007

7-210419A01 Smooth(SG,1x1)  
1613B-CS1-012 H7-21-CS1-0199



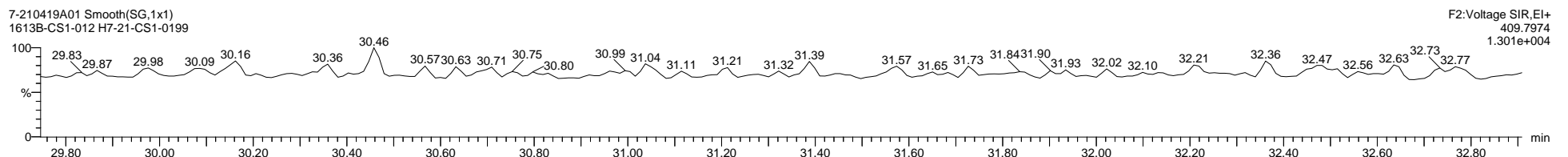
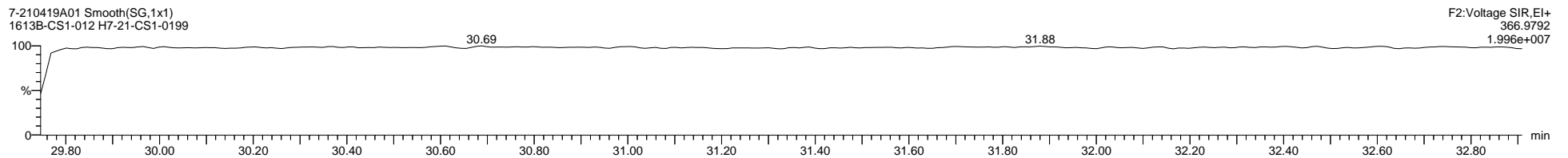
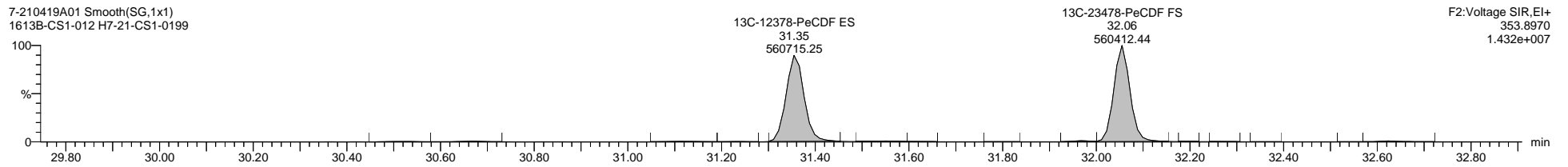
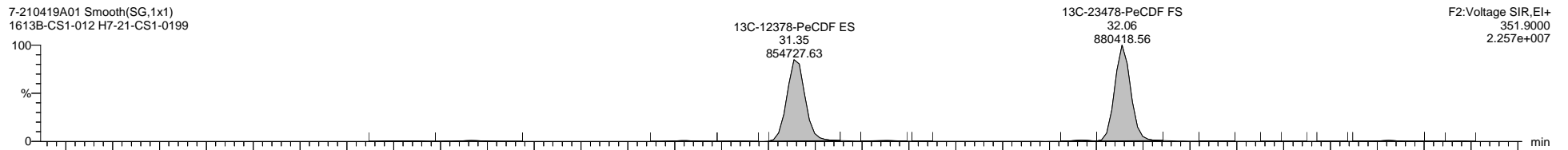
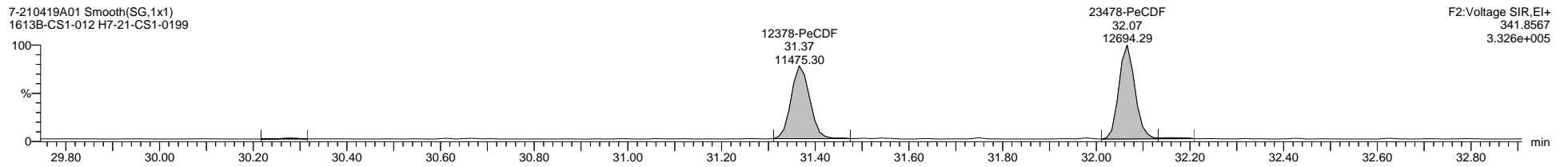
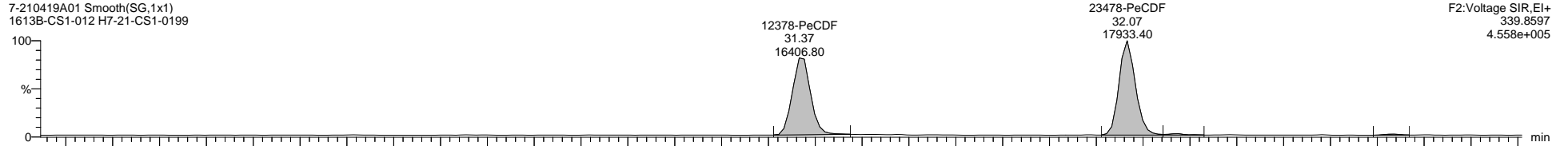
F1:Voltage SIR,El+  
409.7974  
1.284e+004

Dataset: I:\Organics Instrument\HIGHRES GCMS Completed Results Files\HR-7\7-210419A-M23-ICAL.qld

Last Altered: Monday, April 26, 2021 15:55:14 Eastern Daylight Time

Printed: Monday, April 26, 2021 15:56:04 Eastern Daylight Time

Name: 7-210419A01, Date: 19-Apr-2021, Time: 10:54:35, ID: H7-21-CS1-0199, Description: 1613B-CS1-012, Vial: Tray1:5

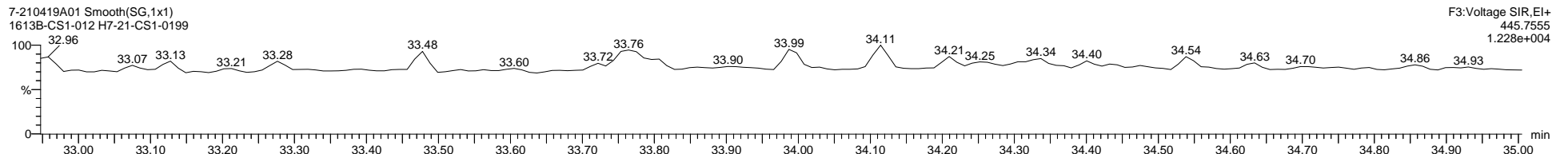
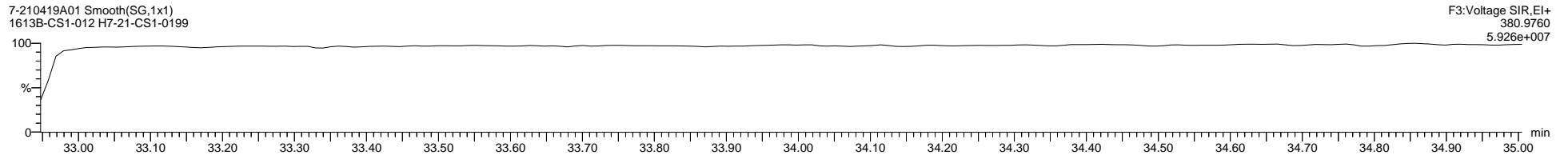
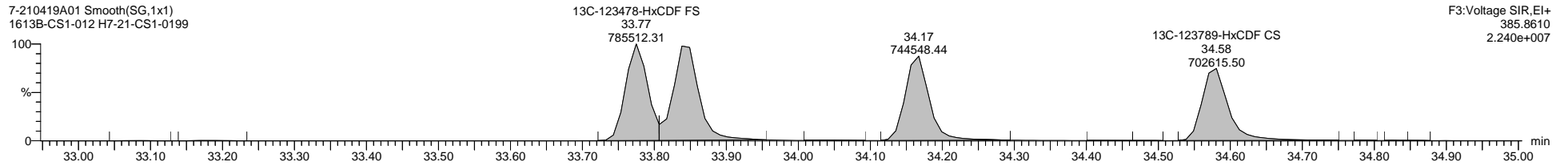
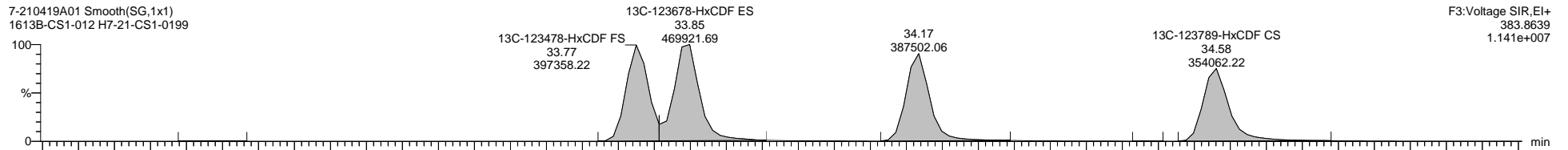
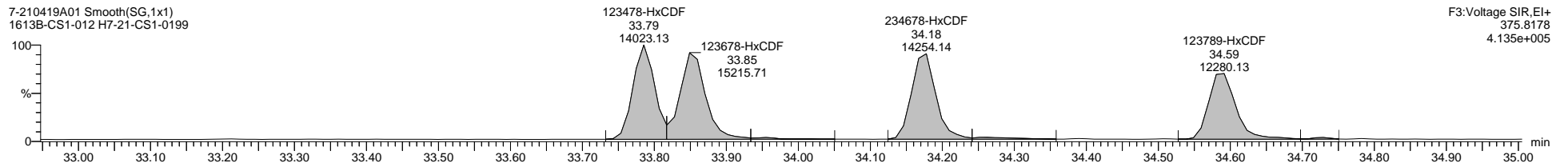
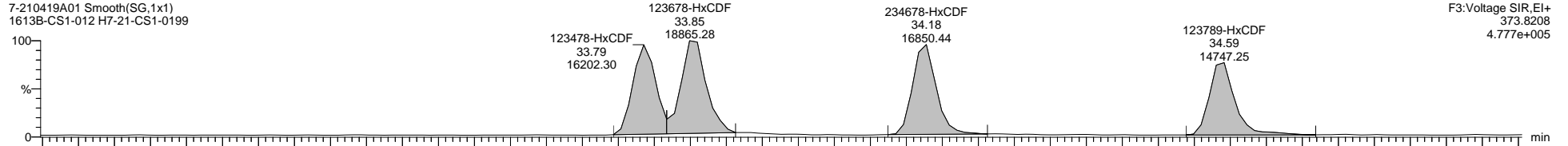


Dataset: I:\Organics Instrument\HIGHRES GCMS Completed Results Files\HR-7\7-210419A-M23-ICAL.qld

Last Altered: Monday, April 26, 2021 15:55:14 Eastern Daylight Time

Printed: Monday, April 26, 2021 15:56:04 Eastern Daylight Time

Name: 7-210419A01, Date: 19-Apr-2021, Time: 10:54:35, ID: H7-21-CS1-0199, Description: 1613B-CS1-012, Vial: Tray1:5





Quantify Sample Template Report

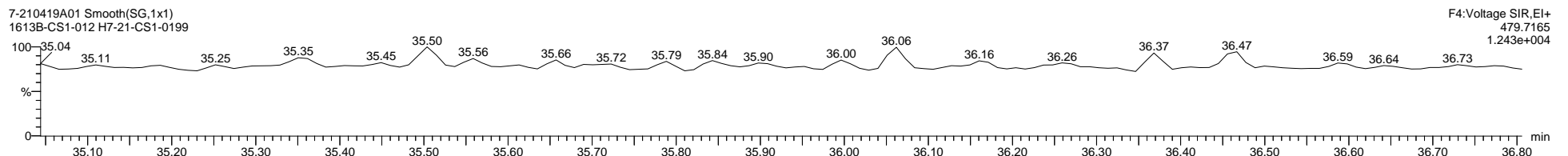
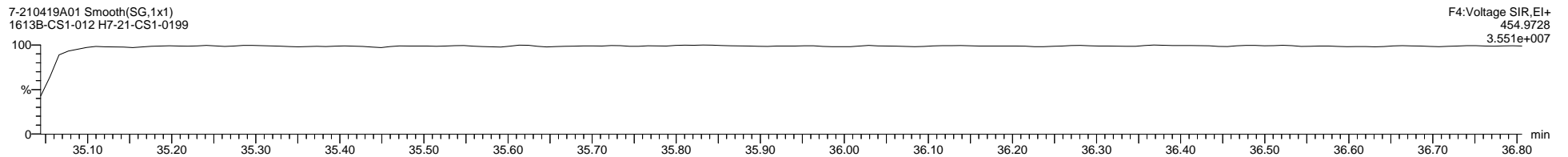
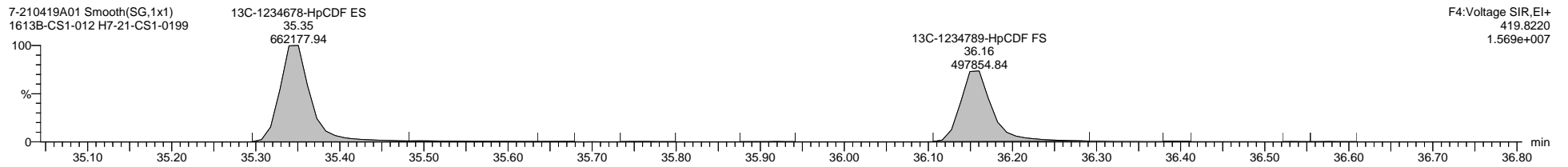

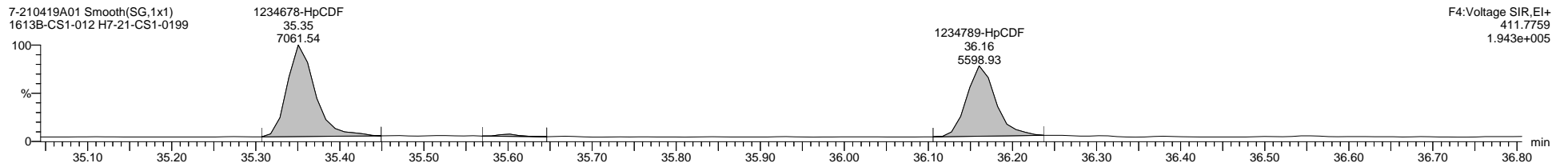

MassLynx MassLynx V4.1 SCN 901

Dataset: I:\Organics Instrument\HIGHRES GCMS Completed Results Files\HR-7\7-210419A-M23-ICAL.qld

Last Altered: Monday, April 26, 2021 15:55:14 Eastern Daylight Time

Printed: Monday, April 26, 2021 15:56:04 Eastern Daylight Time

Name: 7-210419A01, Date: 19-Apr-2021, Time: 10:54:35, ID: H7-21-CS1-0199, Description: 1613B-CS1-012, Vial: Tray1:5



Quantify Sample Template Report

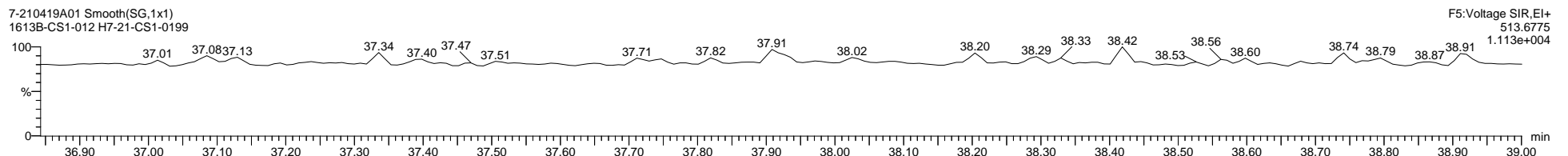
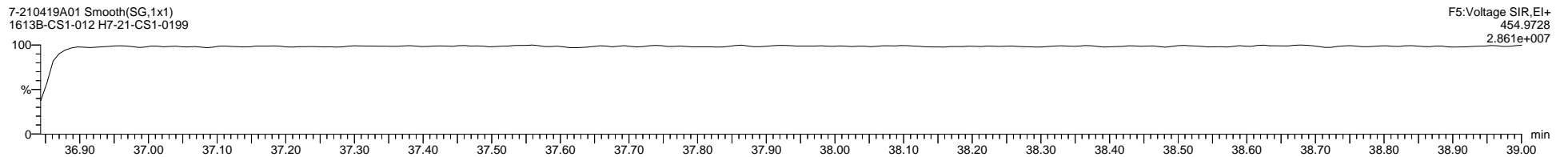
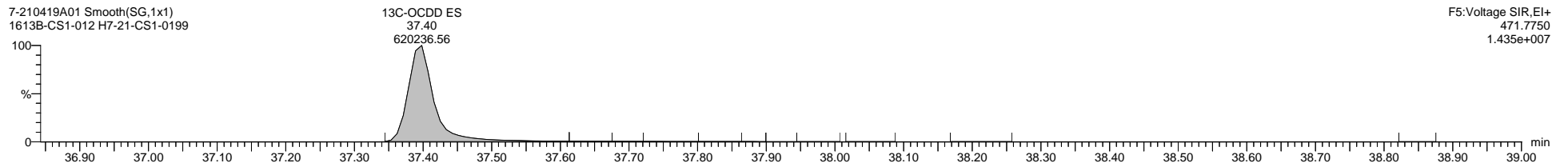

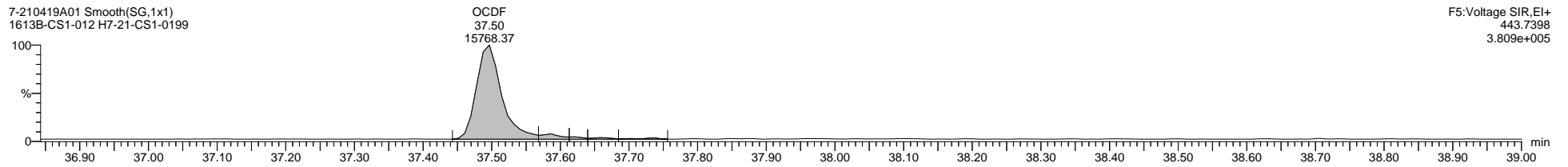

MassLynx MassLynx V4.1 SCN 901

Dataset: I:\Organics Instrument\HIGHRES GCMS Completed Results Files\HR-7\7-210419A-M23-ICAL.qld

Last Altered: Monday, April 26, 2021 15:55:14 Eastern Daylight Time

Printed: Monday, April 26, 2021 15:56:04 Eastern Daylight Time

Name: 7-210419A01, Date: 19-Apr-2021, Time: 10:54:35, ID: H7-21-CS1-0199, Description: 1613B-CS1-012, Vial: Tray1:5



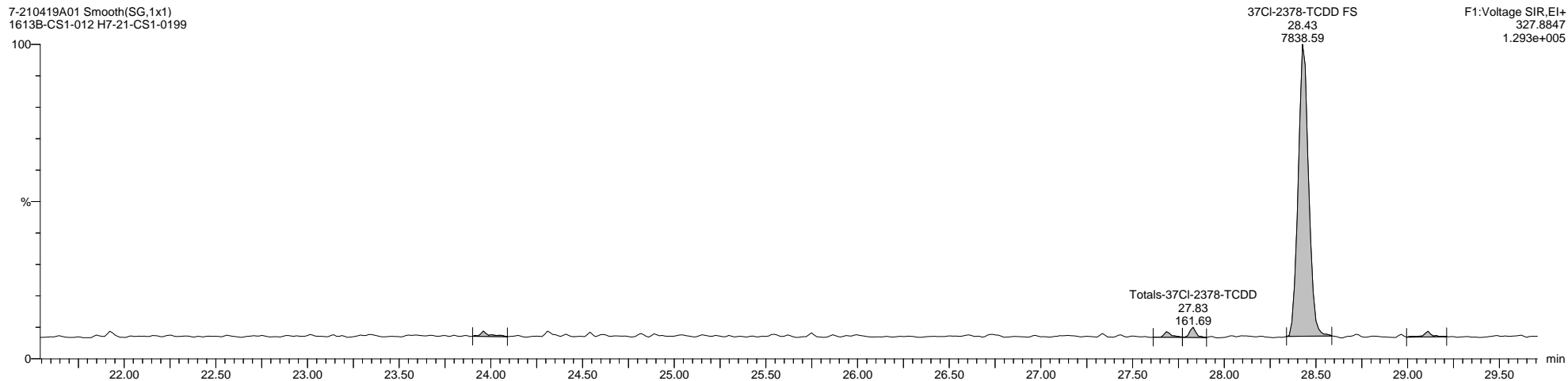
Dataset: I:\Organics Instrument\HIGHRES GCMS Completed Results Files\HR-7\7-210419A-M23-ICAL.qld

Last Altered: Monday, April 26, 2021 15:55:14 Eastern Daylight Time


Printed: Monday, April 26, 2021 15:56:04 Eastern Daylight Time

Name: 7-210419A01, Date: 19-Apr-2021, Time: 10:54:35, ID: H7-21-CS1-0199, Description: 1613B-CS1-012, Vial: Tray1:5

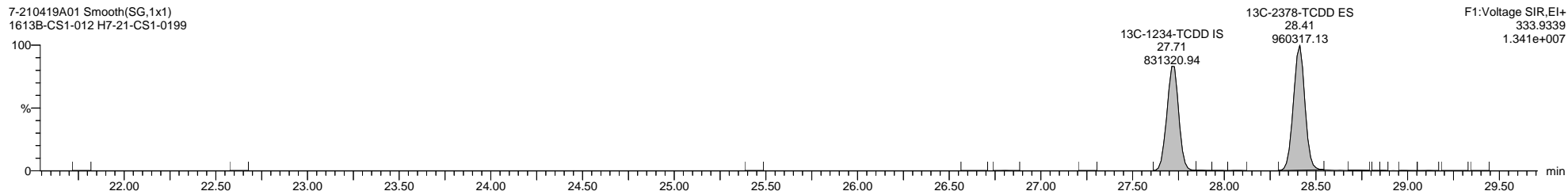
7-210419A01 Smooth(SG,1x1)  
1613B-CS1-012 H7-21-CS1-0199



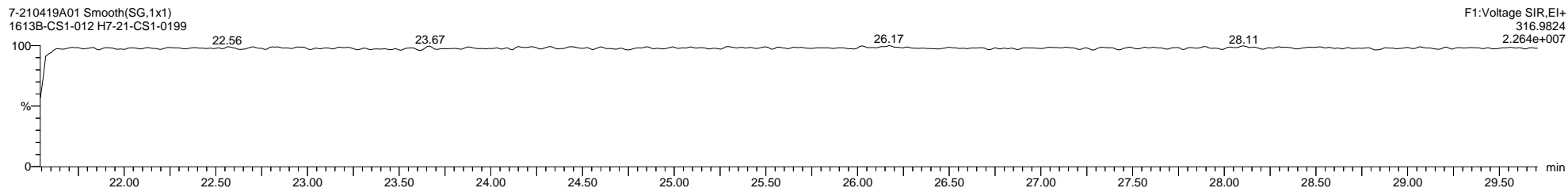
7-210419A01 Smooth(SG,1x1)  
1613B-CS1-012 H7-21-CS1-0199



7-210419A01 Smooth(SG,1x1)  
1613B-CS1-012 H7-21-CS1-0199



7-210419A01 Smooth(SG,1x1)  
1613B-CS1-012 H7-21-CS1-0199



Quantify Sample Template Report MassLynx MassLynx V4.1 SCN 901

Dataset: I:\Organics Instrument\HIGHRES GCMS Completed Results Files\HR-7\7-210419A-M23-ICAL.qld

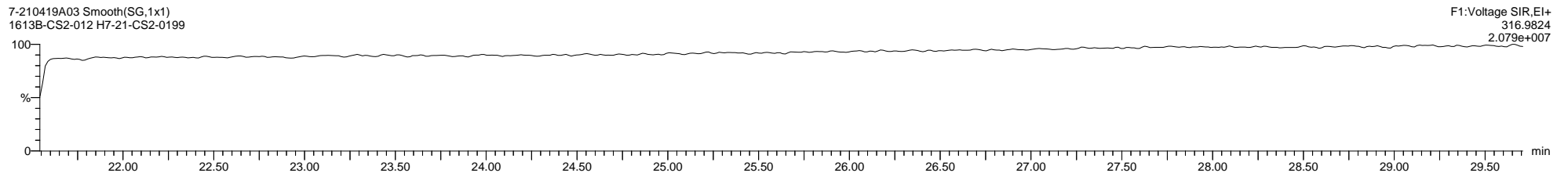
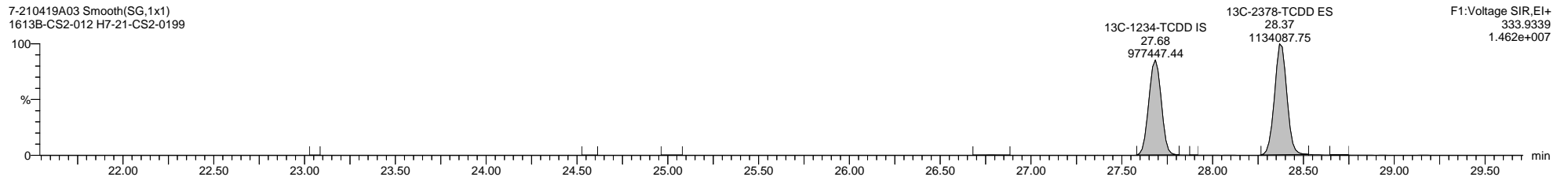

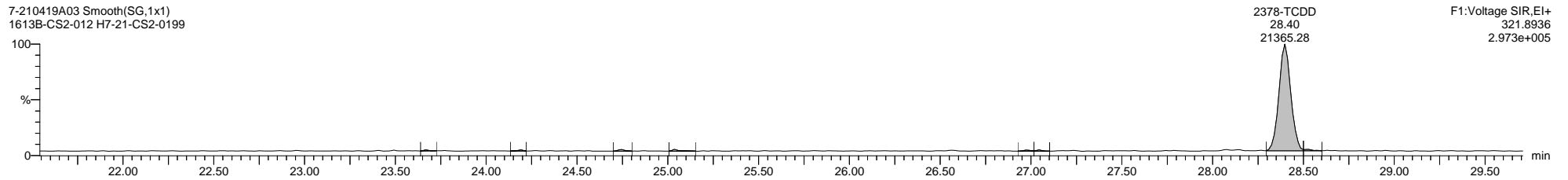
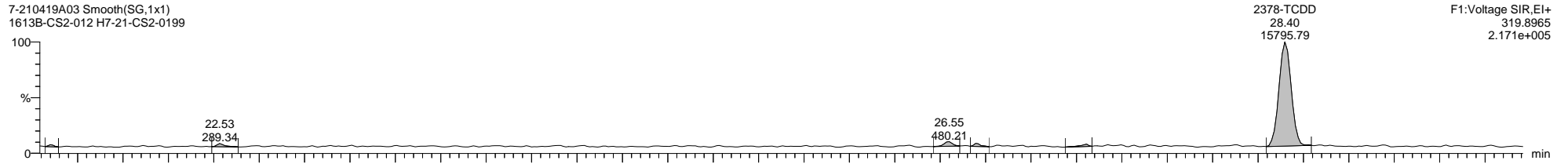
Last Altered: Monday, April 26, 2021 15:55:14 Eastern Daylight Time

Printed: Monday, April 26, 2021 15:56:04 Eastern Daylight Time

Method: C:\MassLynx\Dioxin.PRO\MethDB\Dioxin\_M23A.mdb 21 Apr 2021 13:52:24

Calibration: 26 Apr 2021 15:55:14

Name: 7-210419A03, Date: 19-Apr-2021, Time: 12:19:56, ID: H7-21-CS2-0199, Description: 1613B-CS2-012, Vial: Tray1:4




Dataset: I:\Organics Instrument\HIGHRES GCMS Completed Results Files\HR-7\7-210419A-M23-ICAL.qld

Last Altered: Monday, April 26, 2021 15:55:14 Eastern Daylight Time

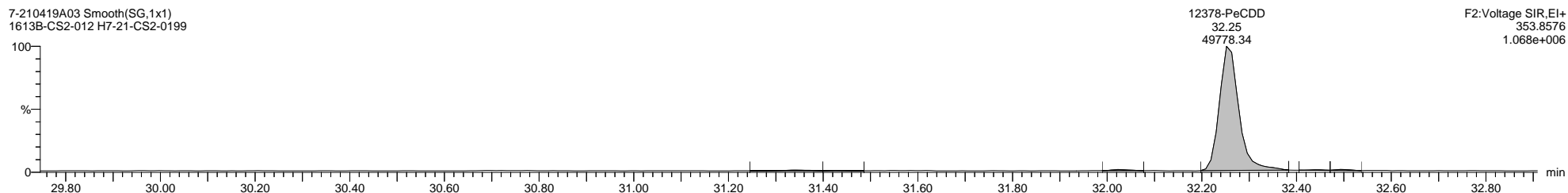
Printed: Monday, April 26, 2021 15:56:04 Eastern Daylight Time

Name: 7-210419A03, Date: 19-Apr-2021, Time: 12:19:56, ID: H7-21-CS2-0199, Description: 1613B-CS2-012, Vial: Tray1:4

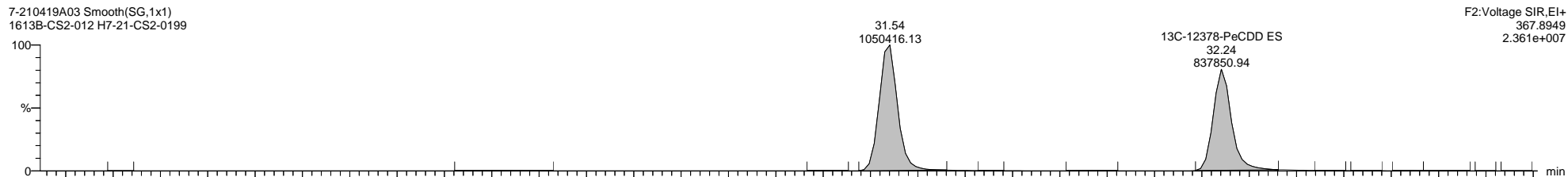
7-210419A03 Smooth(SG,1x1)  
1613B-CS2-012 H7-21-CS2-0199



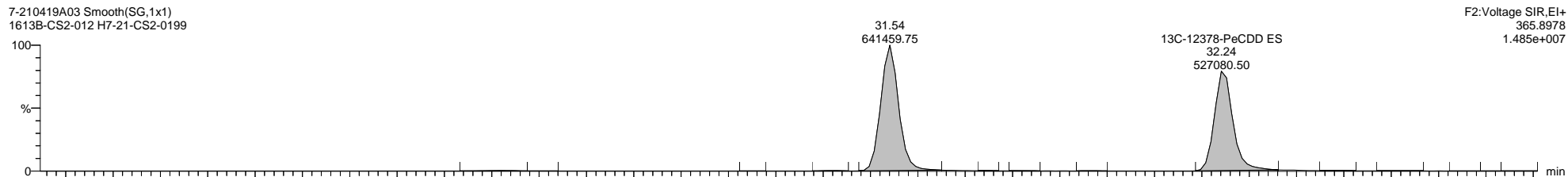
7-210419A03 Smooth(SG,1x1)  
1613B-CS2-012 H7-21-CS2-0199



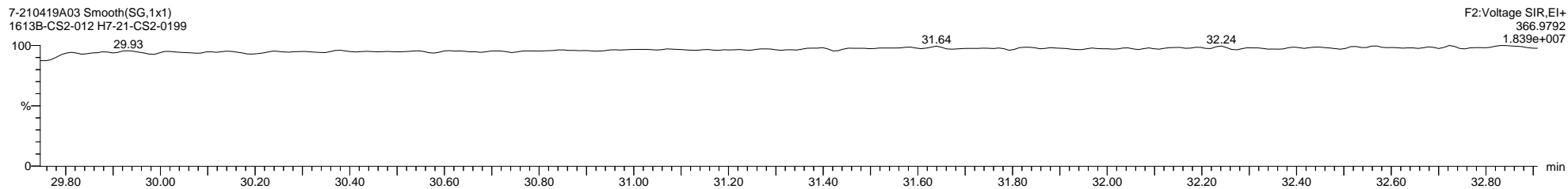
7-210419A03 Smooth(SG,1x1)  
1613B-CS2-012 H7-21-CS2-0199



7-210419A03 Smooth(SG,1x1)  
1613B-CS2-012 H7-21-CS2-0199



7-210419A03 Smooth(SG,1x1)  
1613B-CS2-012 H7-21-CS2-0199

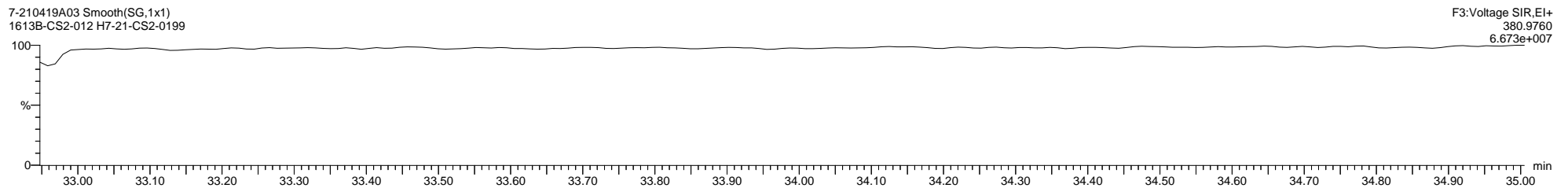
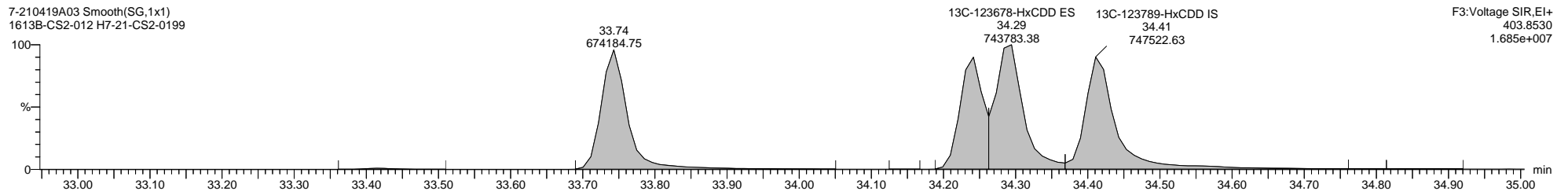

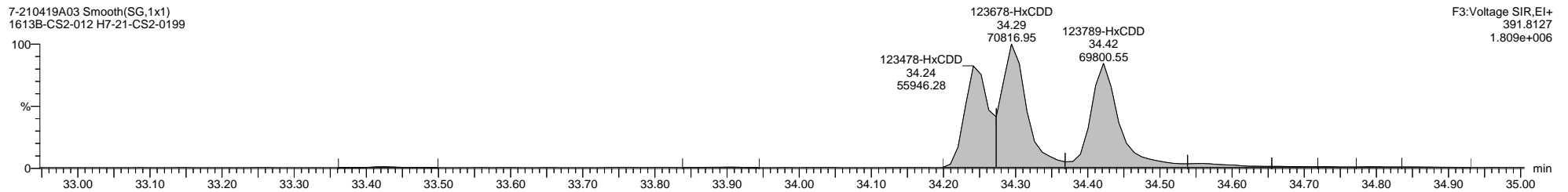



Dataset: I:\Organics Instrument\HIGHRES GCMS Completed Results Files\HR-7\7-210419A-M23-ICAL.qld

Last Altered: Monday, April 26, 2021 15:55:14 Eastern Daylight Time

Printed: Monday, April 26, 2021 15:56:04 Eastern Daylight Time

Name: 7-210419A03, Date: 19-Apr-2021, Time: 12:19:56, ID: H7-21-CS2-0199, Description: 1613B-CS2-012, Vial: Tray1:4

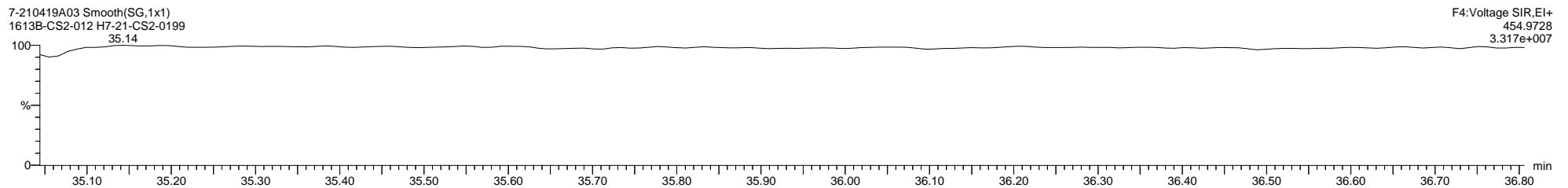
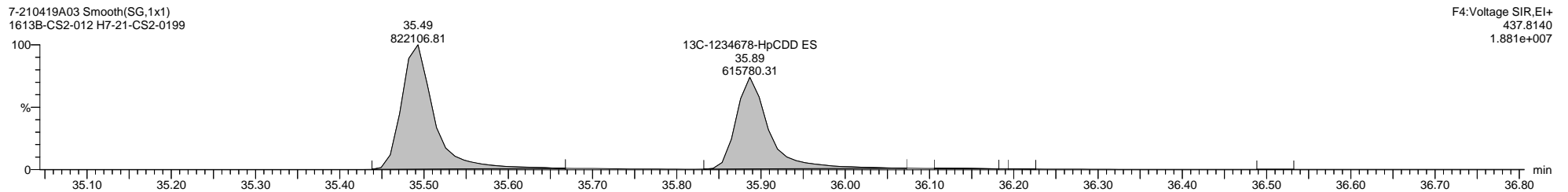
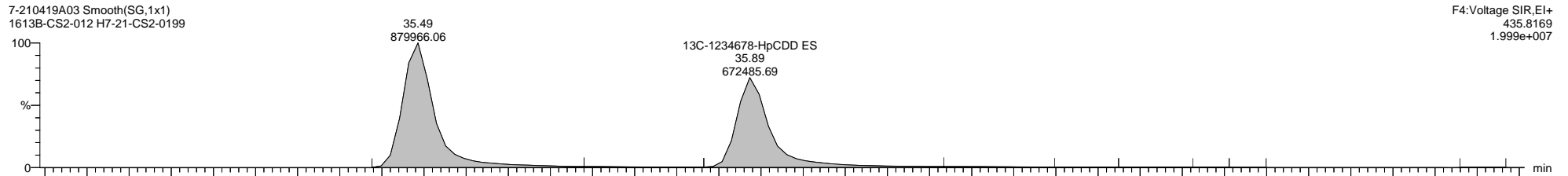
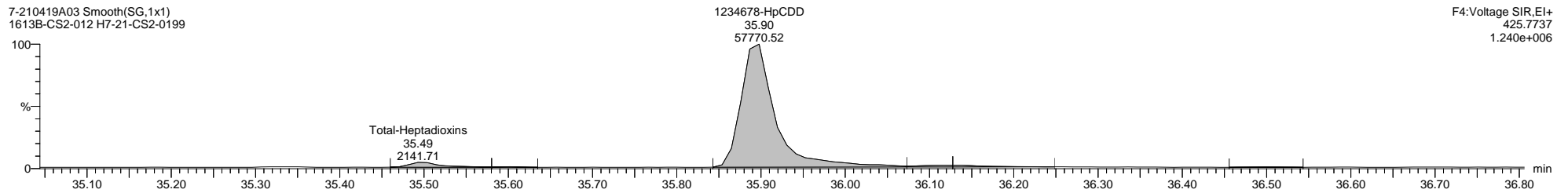
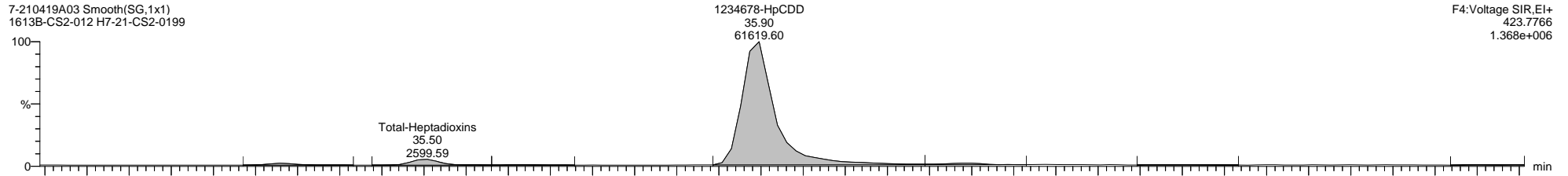


Dataset: I:\Organics Instrument\HIGHRES GCMS Completed Results Files\HR-7\7-210419A-M23-ICAL.qld

Last Altered: Monday, April 26, 2021 15:55:14 Eastern Daylight Time

Printed: Monday, April 26, 2021 15:56:04 Eastern Daylight Time

Name: 7-210419A03, Date: 19-Apr-2021, Time: 12:19:56, ID: H7-21-CS2-0199, Description: 1613B-CS2-012, Vial: Tray1:4



Quantify Sample Template Report

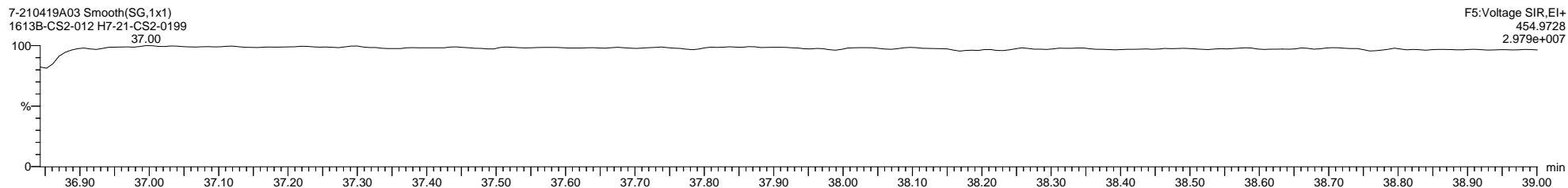
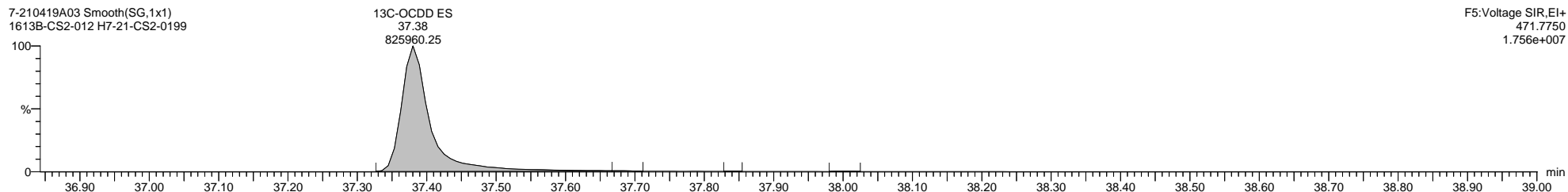

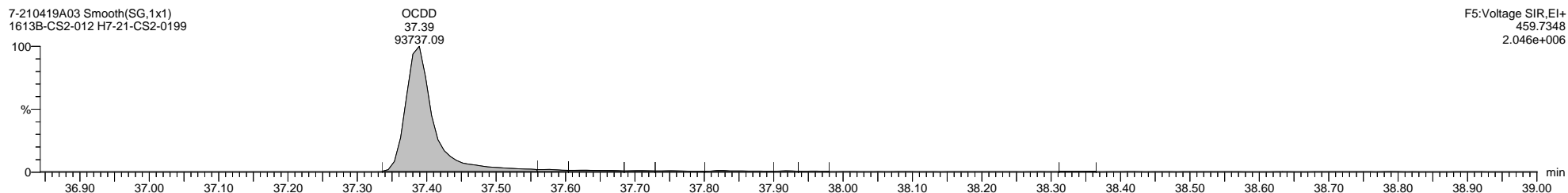

MassLynx MassLynx V4.1 SCN 901

Dataset: I:\Organics Instrument\HIGHRES GCMS Completed Results Files\HR-7\7-210419A-M23-ICAL.qld

Last Altered: Monday, April 26, 2021 15:55:14 Eastern Daylight Time

Printed: Monday, April 26, 2021 15:56:04 Eastern Daylight Time

Name: 7-210419A03, Date: 19-Apr-2021, Time: 12:19:56, ID: H7-21-CS2-0199, Description: 1613B-CS2-012, Vial: Tray1:4





Quantify Sample Template Report

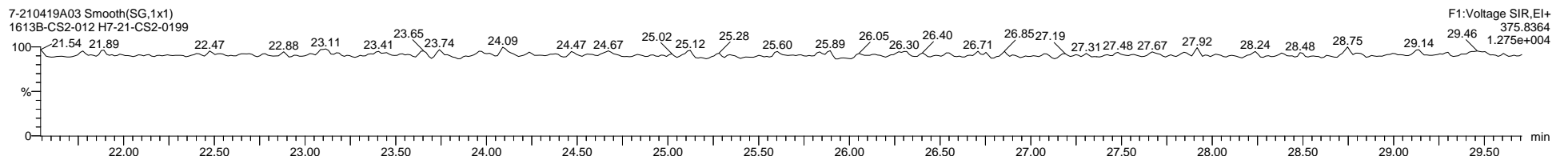
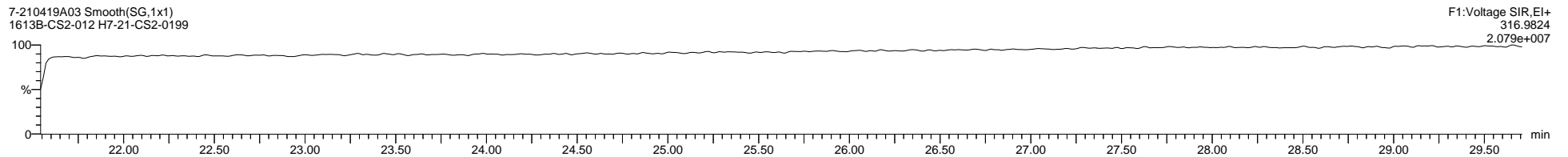
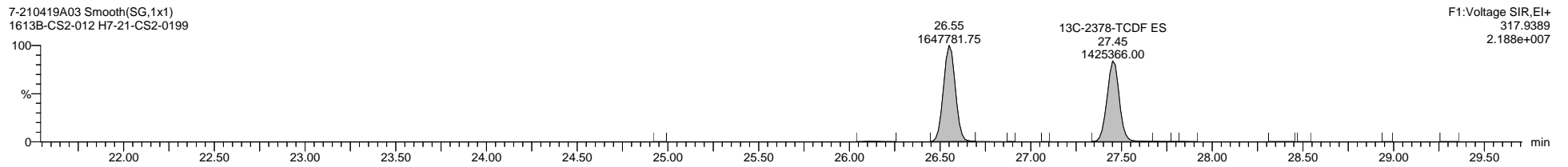

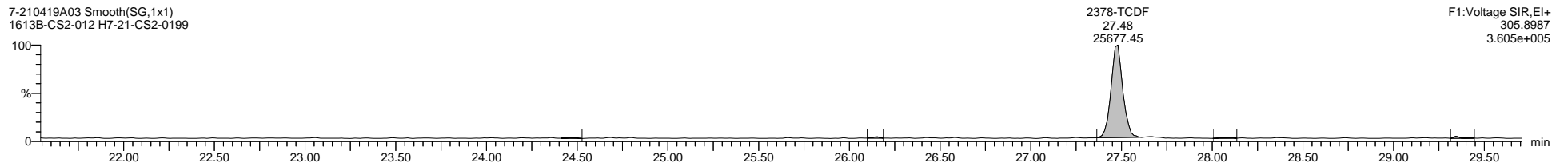
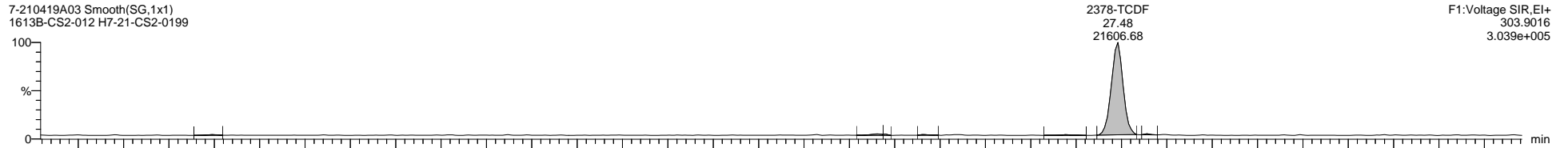
MassLynx MassLynx V4.1 SCN 901

Dataset: I:\Organics Instrument\HIGHRES GCMS Completed Results Files\HR-7\7-210419A-M23-ICAL.qld

Last Altered: Monday, April 26, 2021 15:55:14 Eastern Daylight Time

Printed: Monday, April 26, 2021 15:56:04 Eastern Daylight Time

Name: 7-210419A03, Date: 19-Apr-2021, Time: 12:19:56, ID: H7-21-CS2-0199, Description: 1613B-CS2-012, Vial: Tray1:4



Quantify Sample Template Report

MassLynx MassLynx V4.1 SCN 901

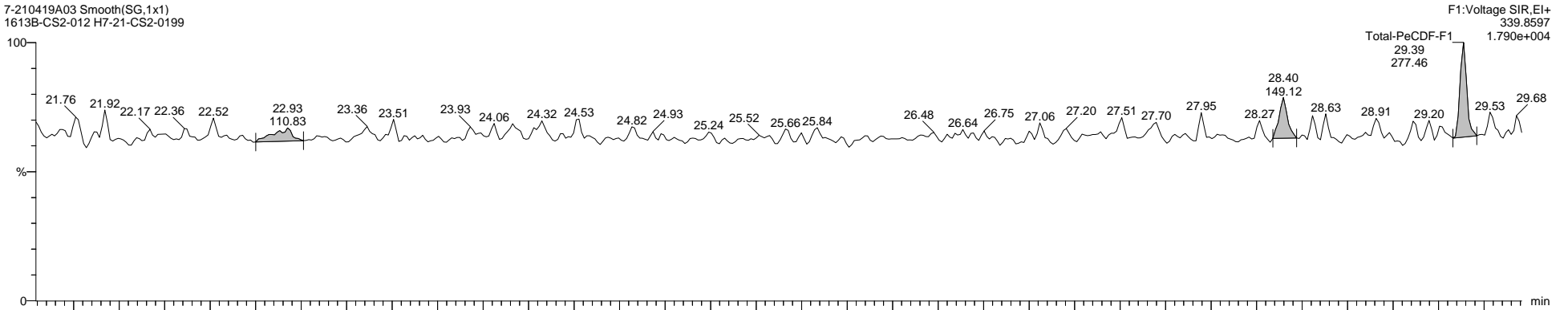
Dataset: I:\Organics Instrument\HIGHRES GCMS Completed Results Files\HR-7\7-210419A-M23-ICAL.qld

Last Altered: Monday, April 26, 2021 15:55:14 Eastern Daylight Time

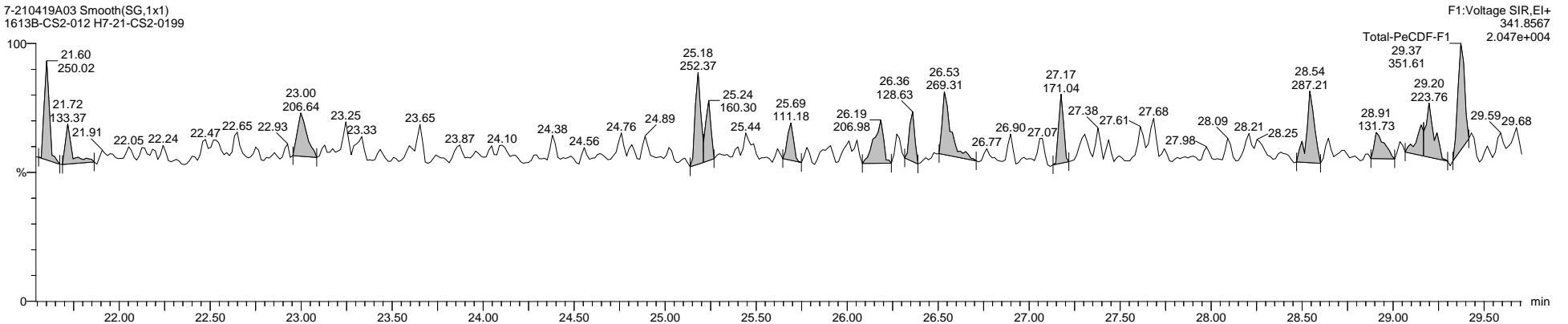
Printed: Monday, April 26, 2021 15:56:04 Eastern Daylight Time

Name: 7-210419A03, Date: 19-Apr-2021, Time: 12:19:56, ID: H7-21-CS2-0199, Description: 1613B-CS2-012, Vial: Tray1:4

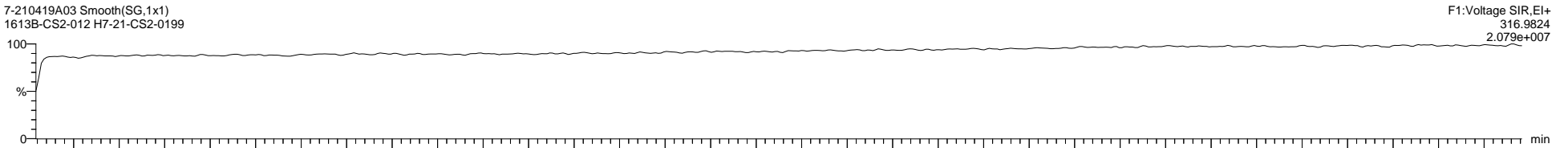
7-210419A03 Smooth(SG,1x1)  
1613B-CS2-012 H7-21-CS2-0199



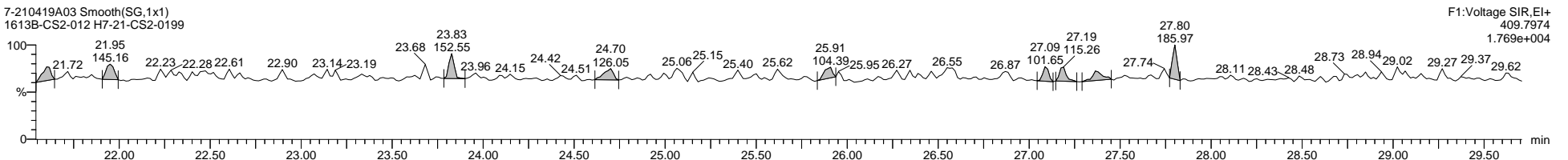
7-210419A03 Smooth(SG,1x1)  
1613B-CS2-012 H7-21-CS2-0199



7-210419A03 Smooth(SG,1x1)  
1613B-CS2-012 H7-21-CS2-0199



7-210419A03 Smooth(SG,1x1)  
1613B-CS2-012 H7-21-CS2-0199

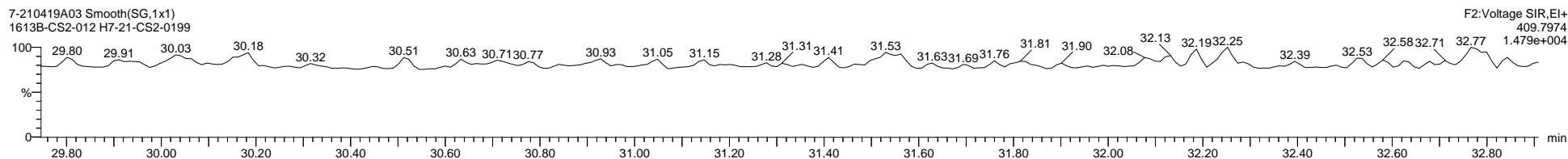
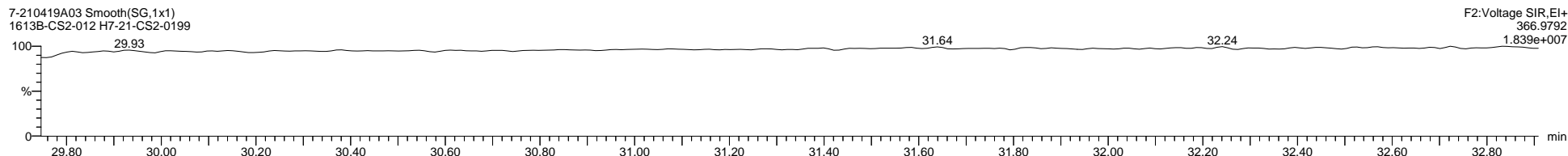
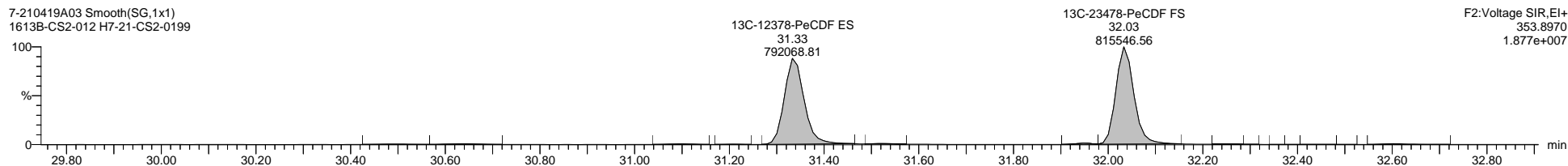
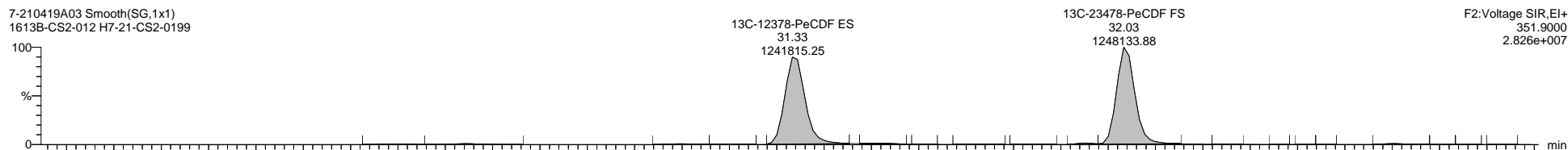
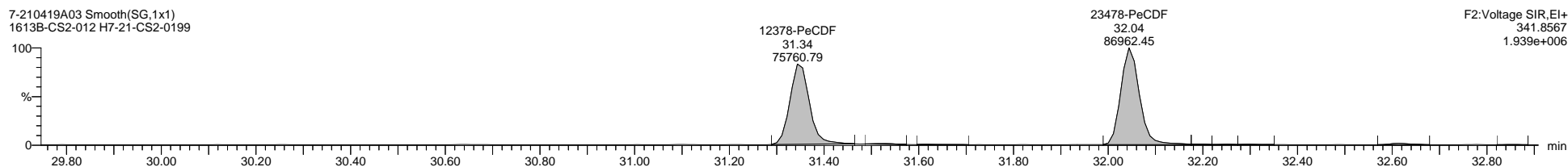
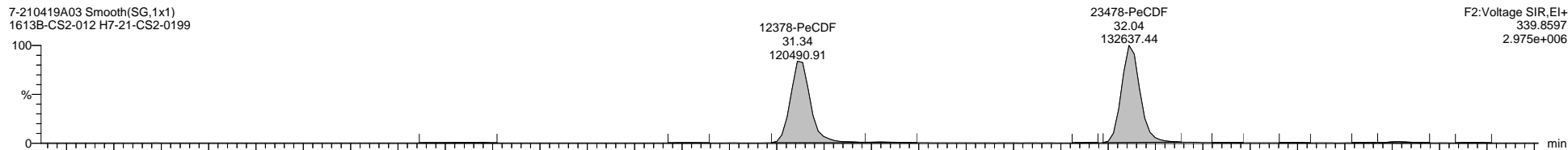


Dataset: I:\Organics Instrument\HIGHRES GCMS Completed Results Files\HR-7\7-210419A-M23-ICAL.qld

Last Altered: Monday, April 26, 2021 15:55:14 Eastern Daylight Time

Printed: Monday, April 26, 2021 15:56:04 Eastern Daylight Time

Name: 7-210419A03, Date: 19-Apr-2021, Time: 12:19:56, ID: H7-21-CS2-0199, Description: 1613B-CS2-012, Vial: Tray1:4

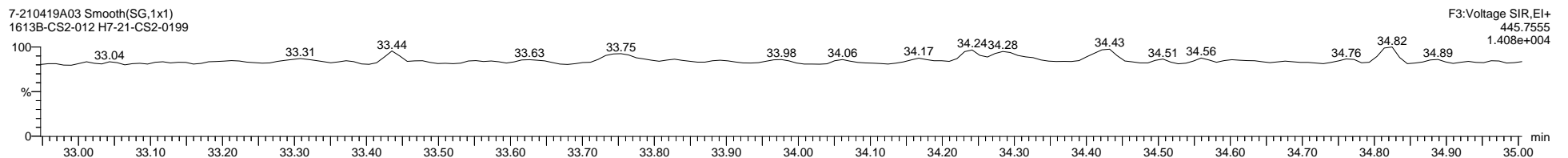
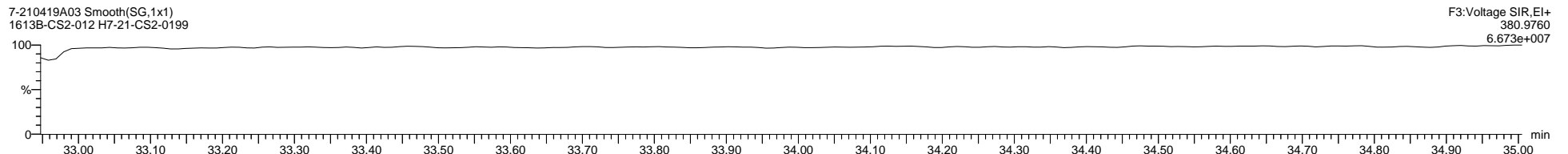
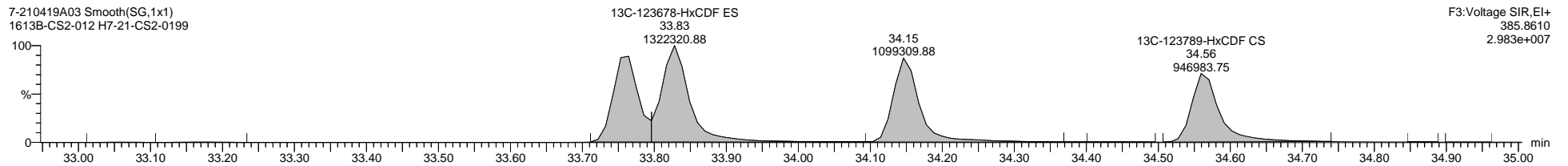
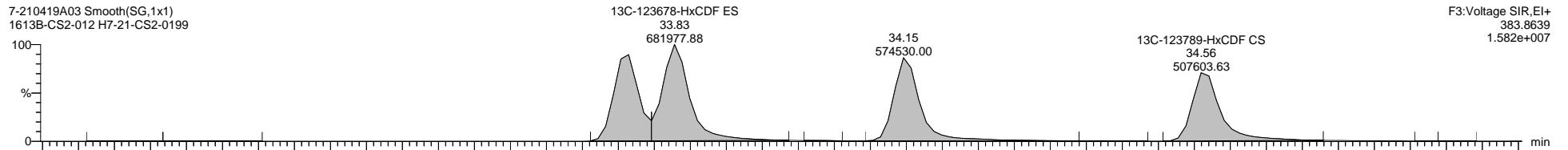
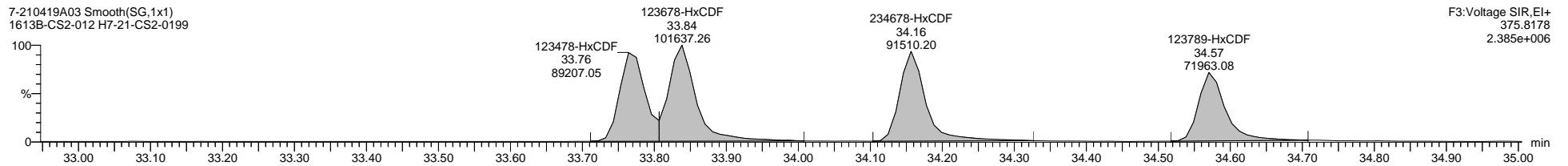
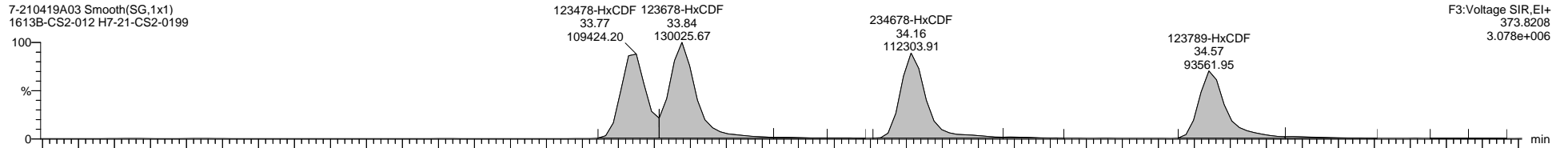


Dataset: I:\Organics Instrument\HIGHRES GCMS Completed Results Files\HR-7\7-210419A-M23-ICAL.qld

Last Altered: Monday, April 26, 2021 15:55:14 Eastern Daylight Time

Printed: Monday, April 26, 2021 15:56:04 Eastern Daylight Time

Name: 7-210419A03, Date: 19-Apr-2021, Time: 12:19:56, ID: H7-21-CS2-0199, Description: 1613B-CS2-012, Vial: Tray1:4

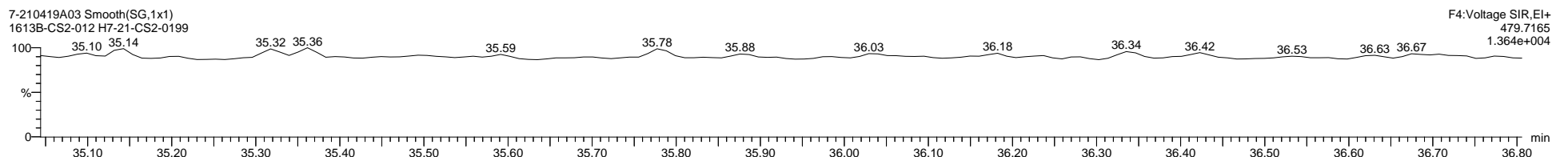
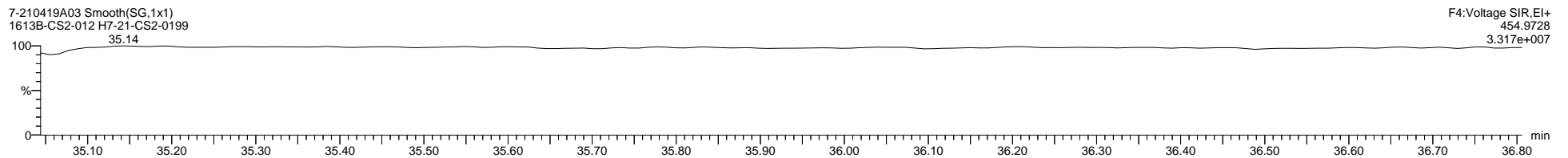
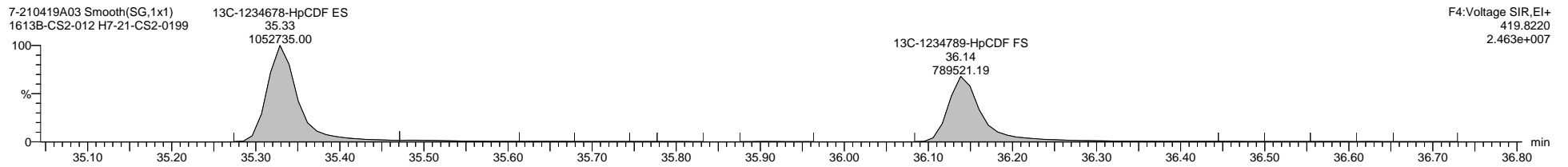

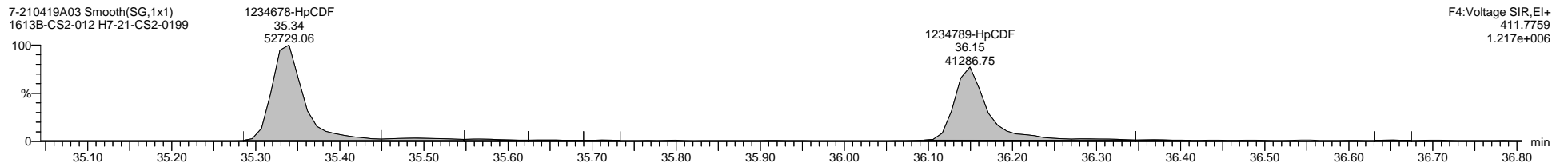
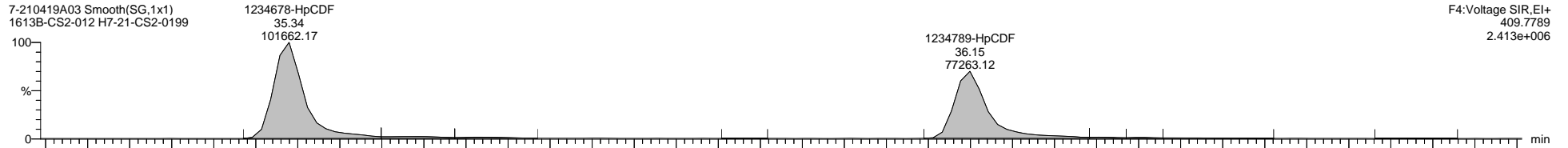


Dataset: I:\Organics Instrument\HIGHRES GCMS Completed Results Files\HR-7\7-210419A-M23-ICAL.qld

Last Altered: Monday, April 26, 2021 15:55:14 Eastern Daylight Time

Printed: Monday, April 26, 2021 15:56:04 Eastern Daylight Time

Name: 7-210419A03, Date: 19-Apr-2021, Time: 12:19:56, ID: H7-21-CS2-0199, Description: 1613B-CS2-012, Vial: Tray1:4



Quantify Sample Template Report

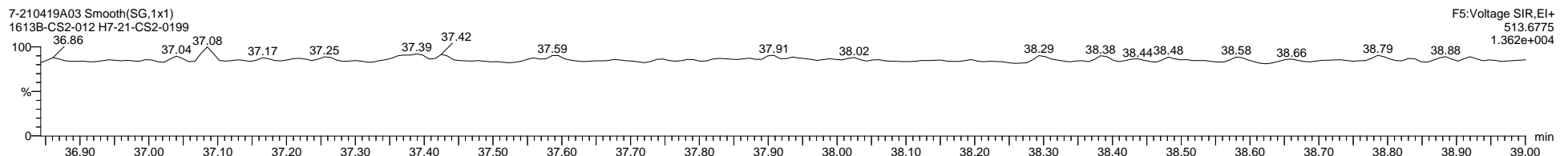
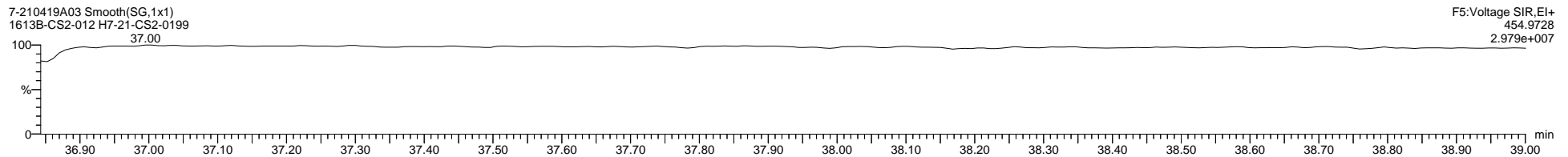
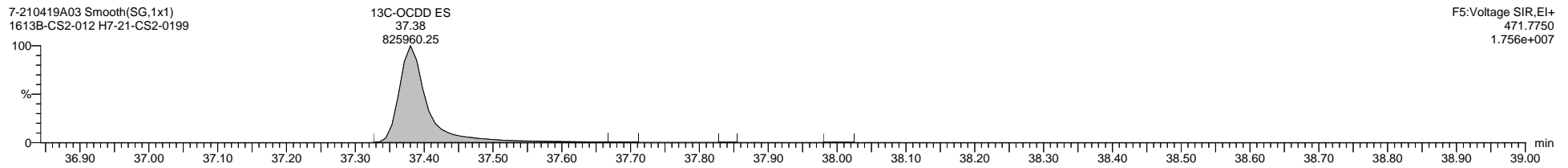

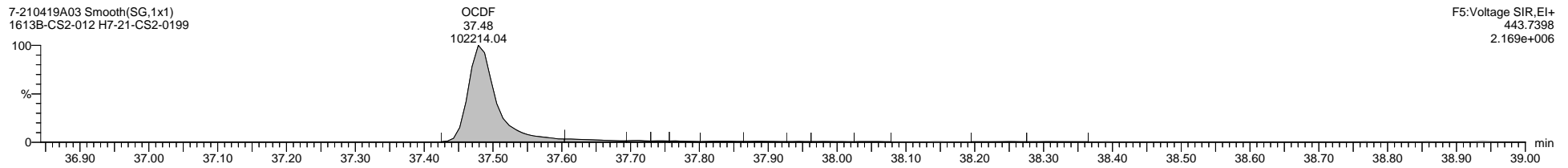

MassLynx MassLynx V4.1 SCN 901

Dataset: I:\Organics Instrument\HIGHRES GCMS Completed Results Files\HR-7\7-210419A-M23-ICAL.qld

Last Altered: Monday, April 26, 2021 15:55:14 Eastern Daylight Time

Printed: Monday, April 26, 2021 15:56:04 Eastern Daylight Time

Name: 7-210419A03, Date: 19-Apr-2021, Time: 12:19:56, ID: H7-21-CS2-0199, Description: 1613B-CS2-012, Vial: Tray1:4



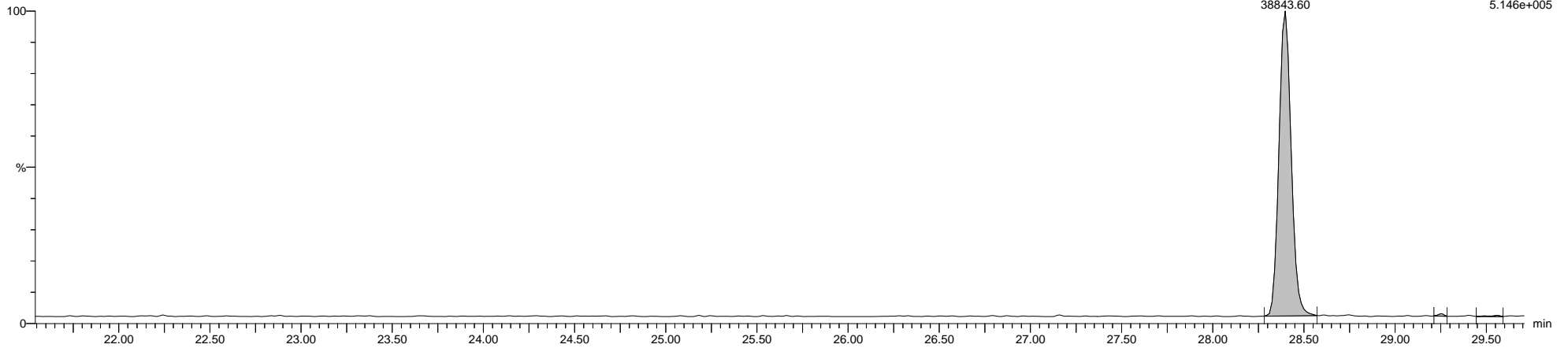
Dataset: I:\Organics Instrument\HIGHRES GCMS Completed Results Files\HR-7\7-210419A-M23-ICAL.qld

Last Altered: Monday, April 26, 2021 15:55:14 Eastern Daylight Time


Printed: Monday, April 26, 2021 15:56:04 Eastern Daylight Time

Name: 7-210419A03, Date: 19-Apr-2021, Time: 12:19:56, ID: H7-21-CS2-0199, Description: 1613B-CS2-012, Vial: Tray1:4

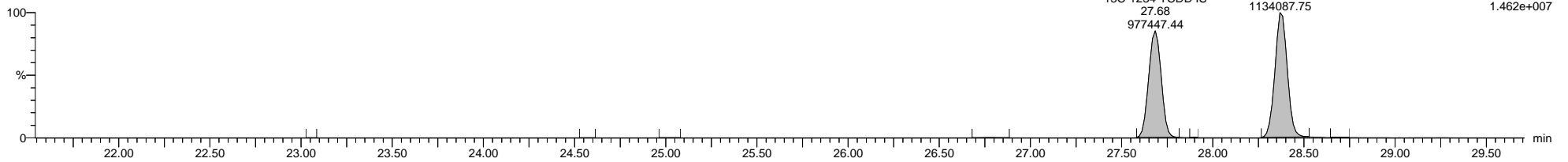
7-210419A03 Smooth(SG,1x1)  
1613B-CS2-012 H7-21-CS2-0199



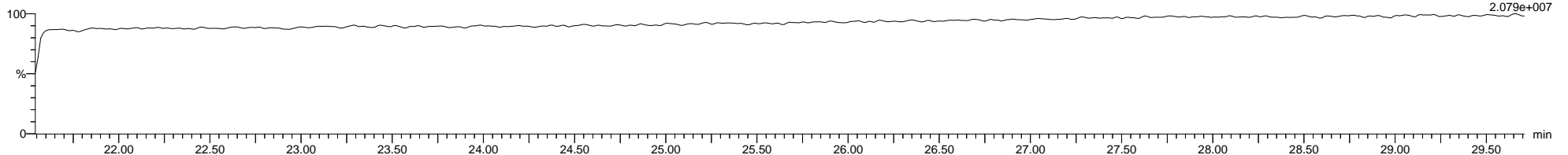
7-210419A03 Smooth(SG,1x1)  
1613B-CS2-012 H7-21-CS2-0199



7-210419A03 Smooth(SG,1x1)  
1613B-CS2-012 H7-21-CS2-0199



7-210419A03 Smooth(SG,1x1)  
1613B-CS2-012 H7-21-CS2-0199



Quantify Sample Report MassLynx MassLynx V4.1 SCN 901

Dataset: I:\Organics Instrument\HIGHRES GCMS Completed Results Files\HR-7\7-210419A-M23-ICAL.qld

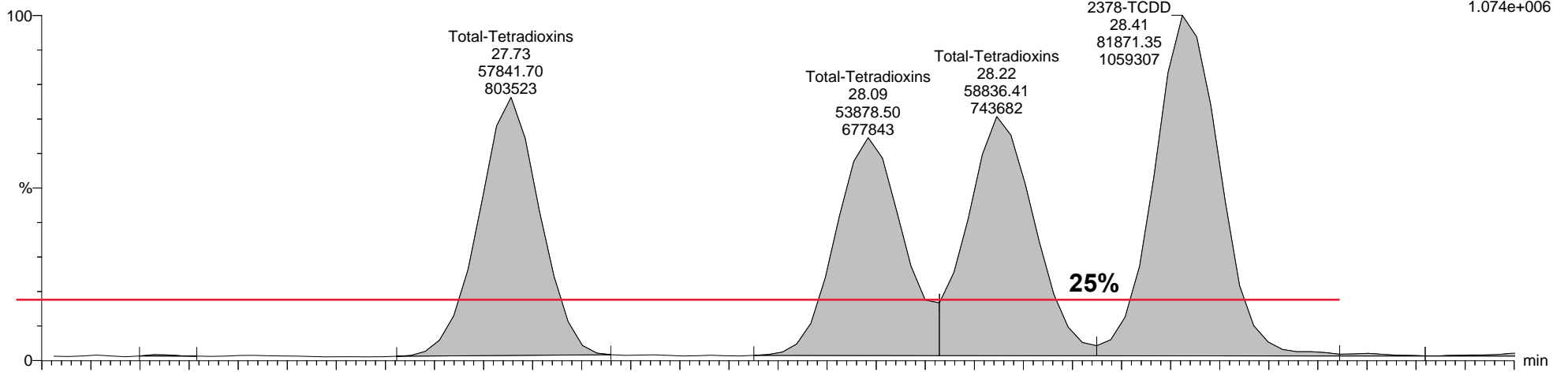
Last Altered: Monday, April 26, 2021 15:55:14 Eastern Daylight Time  
Printed: Monday, April 26, 2021 15:56:04 Eastern Daylight Time

Name: 7-210419A02, Date: 19-Apr-2021, Time: 11:39:35, ID: H7-21-CCV-0199, Description: 1613B-CS3+PERF-012, Vial: Tray1:1

2378-TCDD

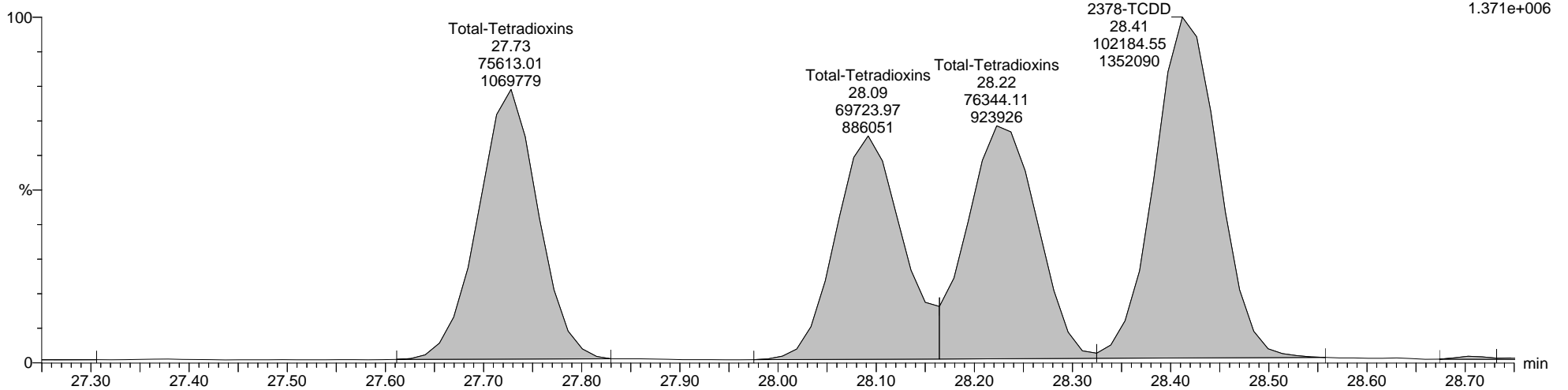
7-210419A02 Smooth(SG,1x1)  
1613B-CS3+PERF-012 H7-21-CCV-0199

F1:Voltage SIR,EI+  
319.8965  
1.074e+006



7-210419A02 Smooth(SG,1x1)  
1613B-CS3+PERF-012 H7-21-CCV-0199

F1:Voltage SIR,EI+  
321.8936  
1.371e+006





Quantify Sample Report MassLynx MassLynx V4.1 SCN 901

Dataset: I:\Organics Instrument\HIGHRES GCMS Completed Results Files\HR-7\7-210419A-M23-ICAL.qld

Last Altered: Monday, April 26, 2021 15:55:14 Eastern Daylight Time

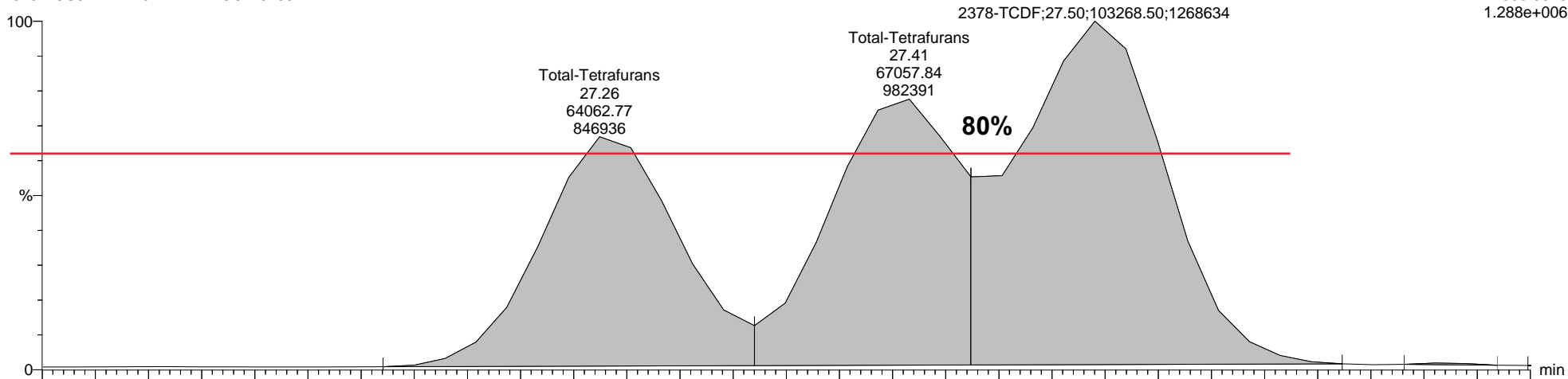
Printed: Monday, April 26, 2021 15:56:04 Eastern Daylight Time

Name: 7-210419A02, Date: 19-Apr-2021, Time: 11:39:35, ID: H7-21-CCV-0199, Description: 1613B-CS3+PERF-012, Vial: Tray1:1

2378-TCDF

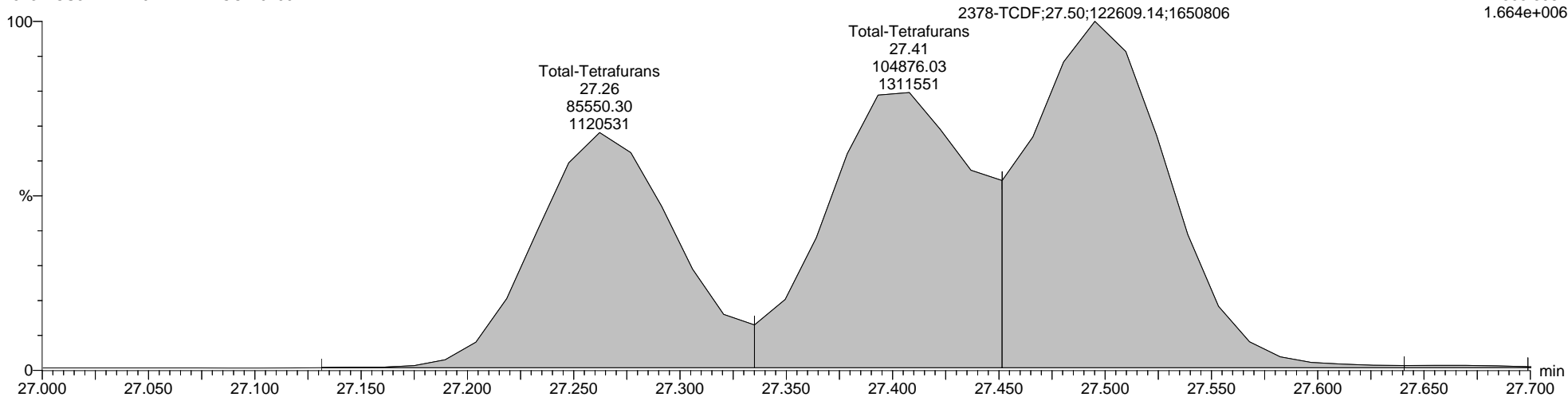
7-210419A02 Smooth(SG,1x1)  
1613B-CS3+PERF-012 H7-21-CCV-0199

F1:Voltage SIR,EI+  
303.9016  
1.288e+006



7-210419A02 Smooth(SG,1x1)  
1613B-CS3+PERF-012 H7-21-CCV-0199

F1:Voltage SIR,EI+  
305.8987  
1.664e+006



Quantify Sample Template Report

MassLynx MassLynx V4.1 SCN 901

Dataset: I:\Organics Instrument\HIGHRES GCMS Completed Results Files\HR-7\7-210419A-M23-ICAL.qld

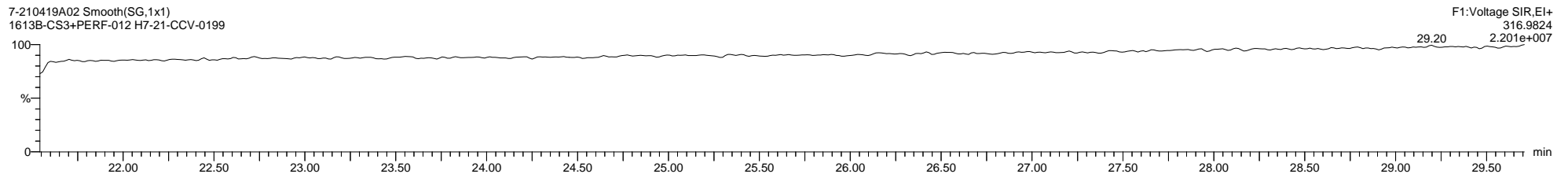
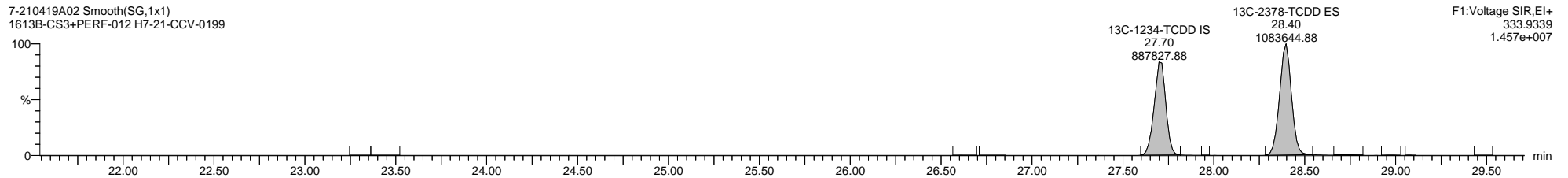

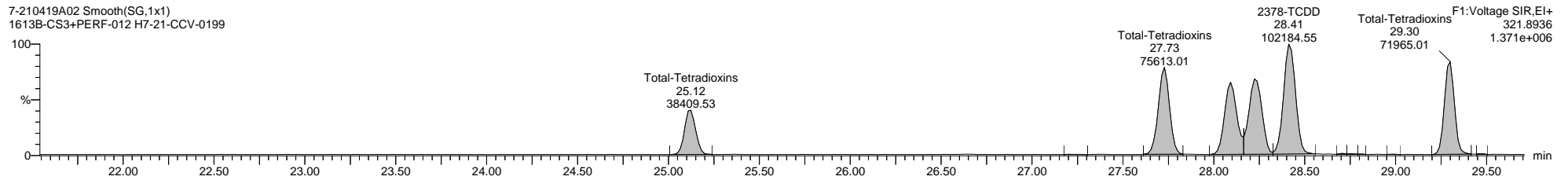

Last Altered: Monday, April 26, 2021 15:55:14 Eastern Daylight Time

Printed: Monday, April 26, 2021 15:56:04 Eastern Daylight Time

Method: C:\MassLynx\Dioxin.PRO\MethDB\Dioxin\_M23A.mdb 21 Apr 2021 13:52:24

Calibration: 26 Apr 2021 15:55:14

Name: 7-210419A02, Date: 19-Apr-2021, Time: 11:39:35, ID: H7-21-CCV-0199, Description: 1613B-CS3+PERF-012, Vial: Tray1:1




Dataset: I:\Organics Instrument\HIGHRES GCMS Completed Results Files\HR-7\7-210419A-M23-ICAL.qld

Last Altered: Monday, April 26, 2021 15:55:14 Eastern Daylight Time

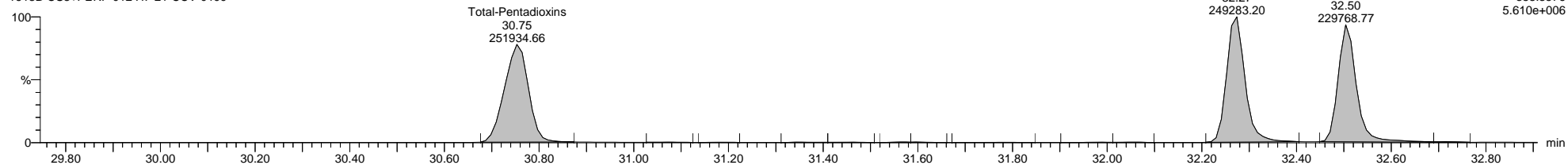
Printed: Monday, April 26, 2021 15:56:04 Eastern Daylight Time

Name: 7-210419A02, Date: 19-Apr-2021, Time: 11:39:35, ID: H7-21-CCV-0199, Description: 1613B-CS3+PERF-012, Vial: Tray1:1

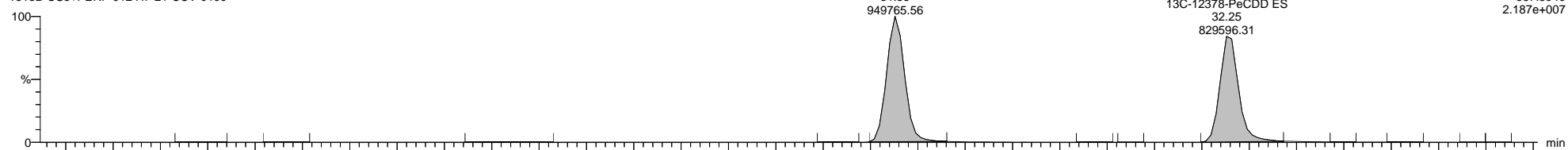
7-210419A02 Smooth(SG,1x1)  
1613B-CS3+PERF-012 H7-21-CCV-0199



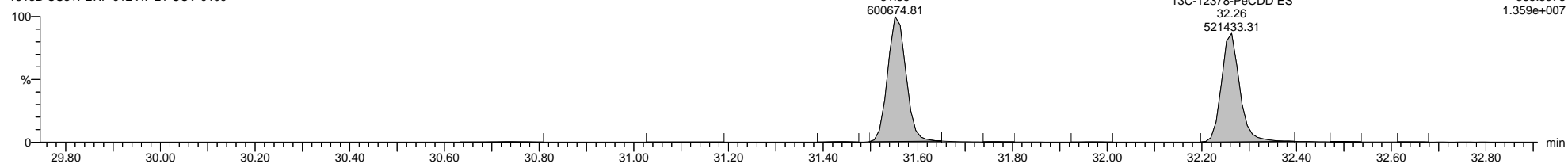
7-210419A02 Smooth(SG,1x1)  
1613B-CS3+PERF-012 H7-21-CCV-0199



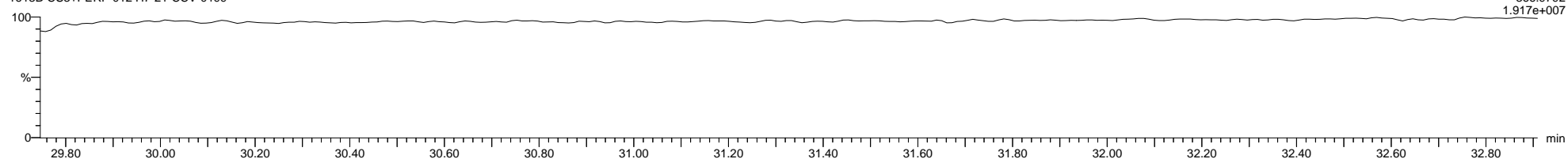
7-210419A02 Smooth(SG,1x1)  
1613B-CS3+PERF-012 H7-21-CCV-0199



7-210419A02 Smooth(SG,1x1)  
1613B-CS3+PERF-012 H7-21-CCV-0199



7-210419A02 Smooth(SG,1x1)  
1613B-CS3+PERF-012 H7-21-CCV-0199



Quantify Sample Template Report

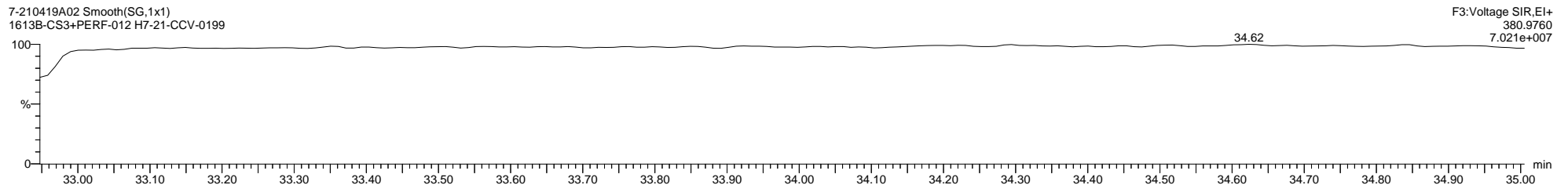
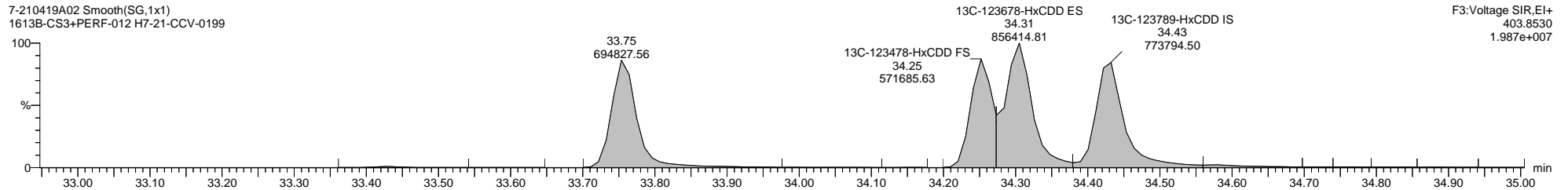
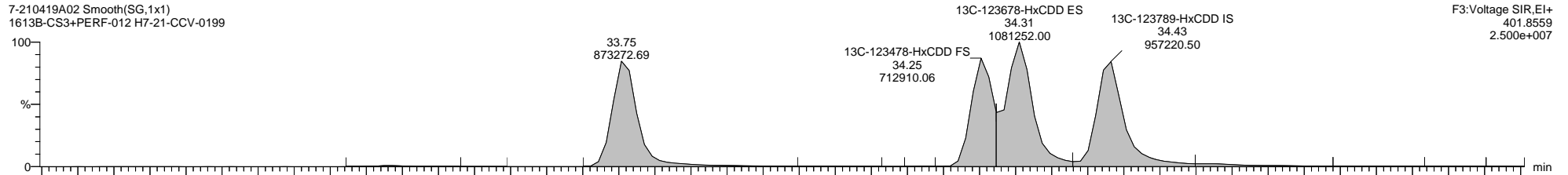
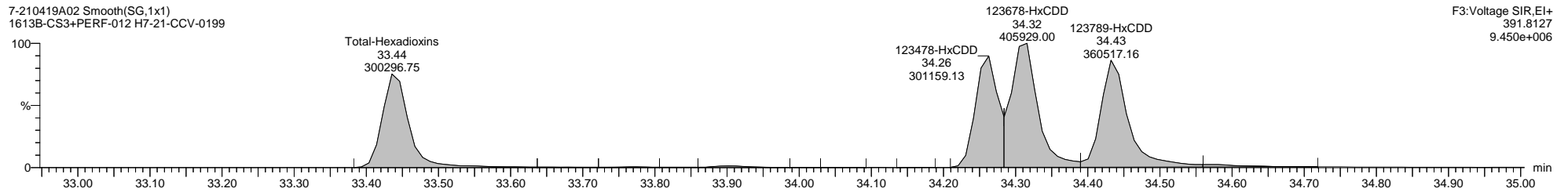
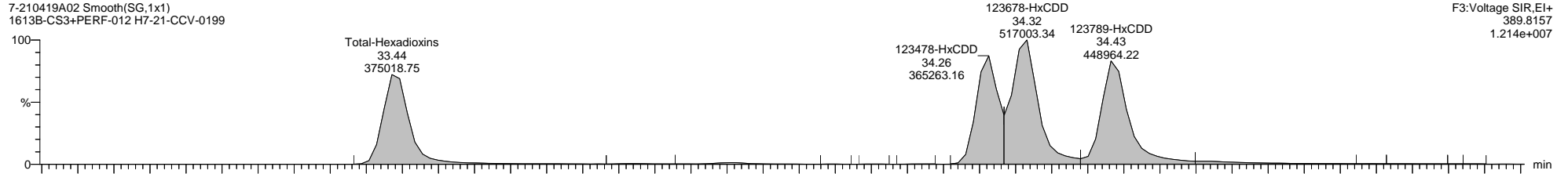
MassLynx MassLynx V4.1 SCN 901

Dataset: I:\Organics Instrument\HIGHRES GCMS Completed Results Files\HR-7\7-210419A-M23-ICAL.qld

Last Altered: Monday, April 26, 2021 15:55:14 Eastern Daylight Time

Printed: Monday, April 26, 2021 15:56:04 Eastern Daylight Time

Name: 7-210419A02, Date: 19-Apr-2021, Time: 11:39:35, ID: H7-21-CCV-0199, Description: 1613B-CS3+PERF-012, Vial: Tray1:1



Quantify Sample Template Report

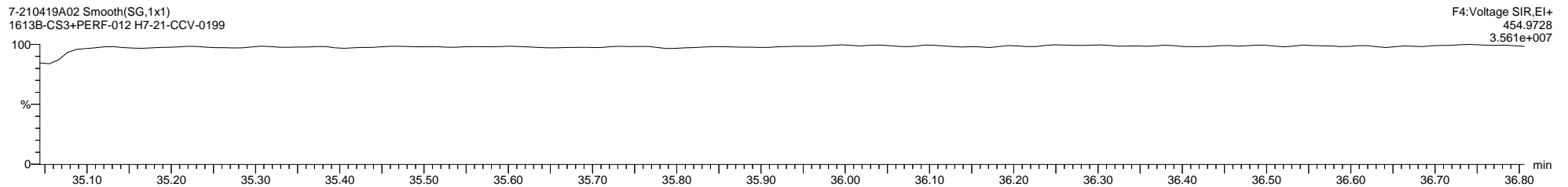
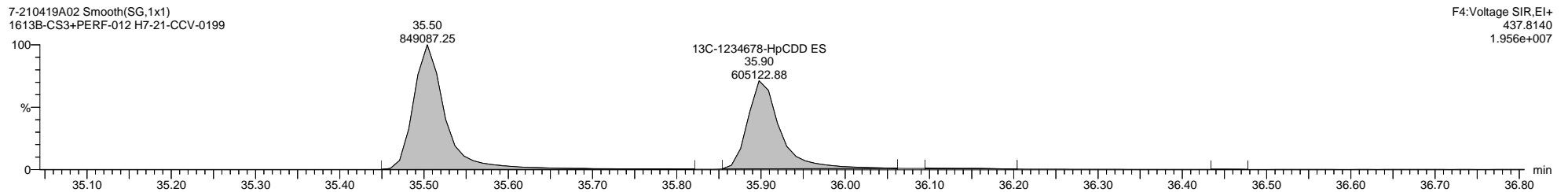
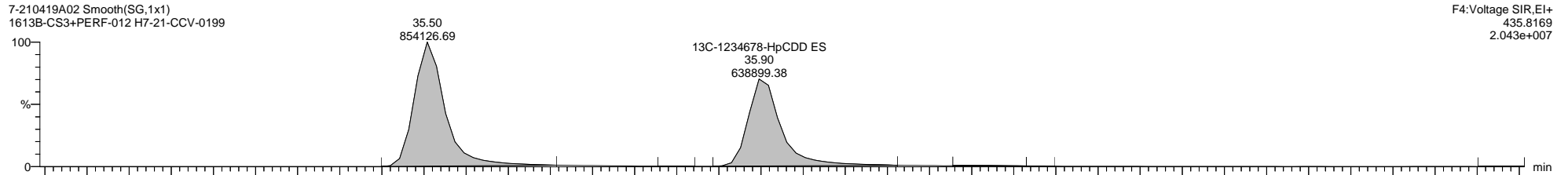
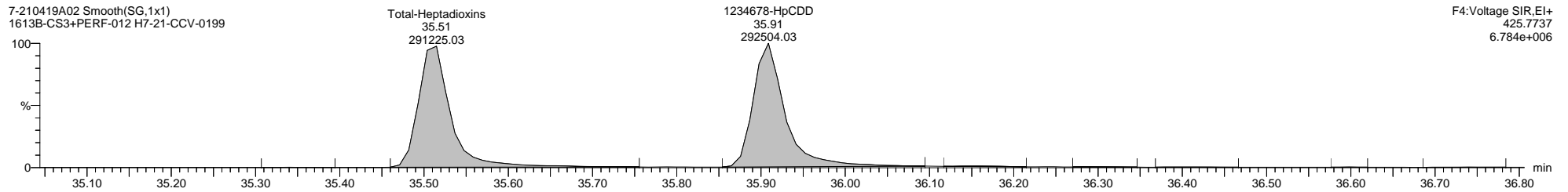
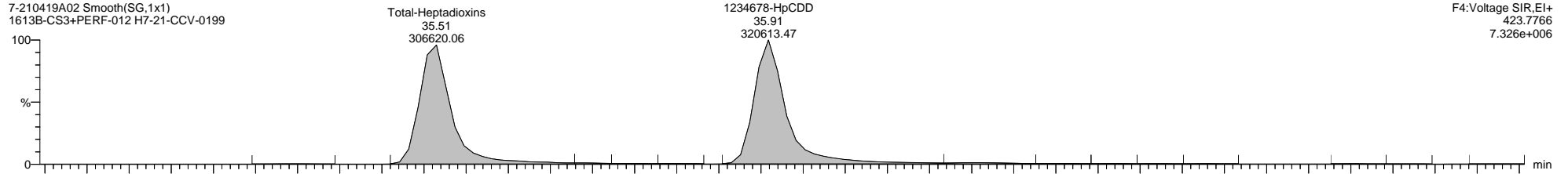
MassLynx MassLynx V4.1 SCN 901

Dataset: I:\Organics Instrument\HIGHRES GCMS Completed Results Files\HR-7\7-210419A-M23-ICAL.qld

Last Altered: Monday, April 26, 2021 15:55:14 Eastern Daylight Time

Printed: Monday, April 26, 2021 15:56:04 Eastern Daylight Time

Name: 7-210419A02, Date: 19-Apr-2021, Time: 11:39:35, ID: H7-21-CCV-0199, Description: 1613B-CS3+PERF-012, Vial: Tray1:1

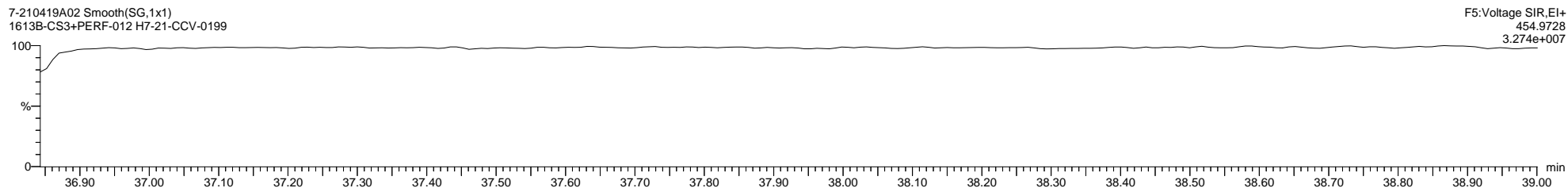
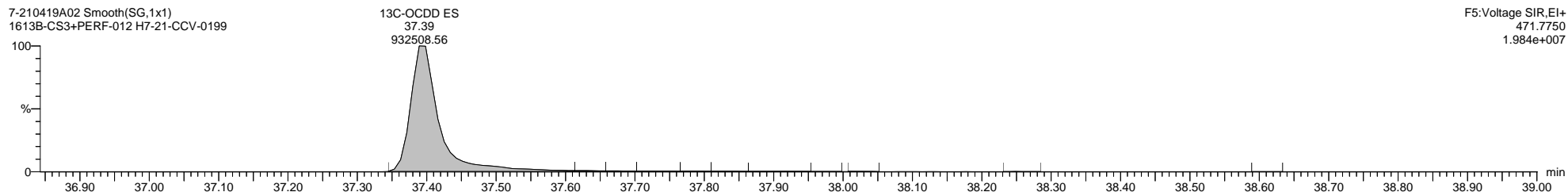

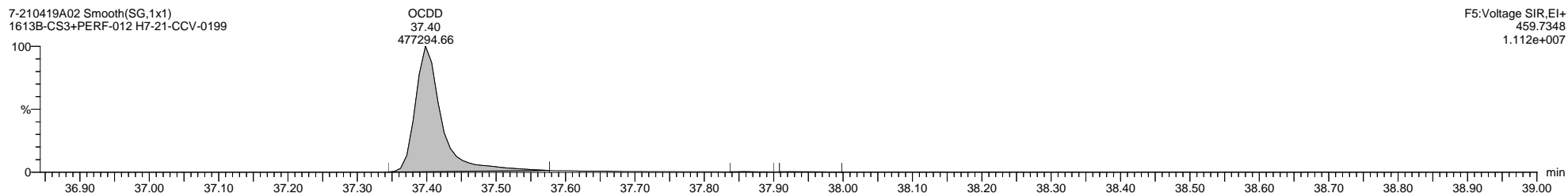



Dataset: I:\Organics Instrument\HIGHRES GCMS Completed Results Files\HR-7\7-210419A-M23-ICAL.qld

Last Altered: Monday, April 26, 2021 15:55:14 Eastern Daylight Time

Printed: Monday, April 26, 2021 15:56:04 Eastern Daylight Time

Name: 7-210419A02, Date: 19-Apr-2021, Time: 11:39:35, ID: H7-21-CCV-0199, Description: 1613B-CS3+PERF-012, Vial: Tray1:1

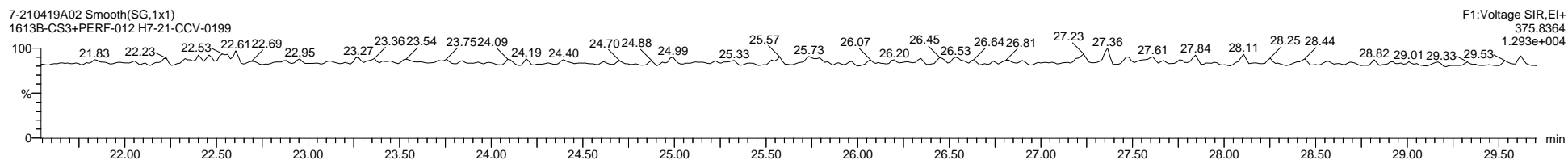
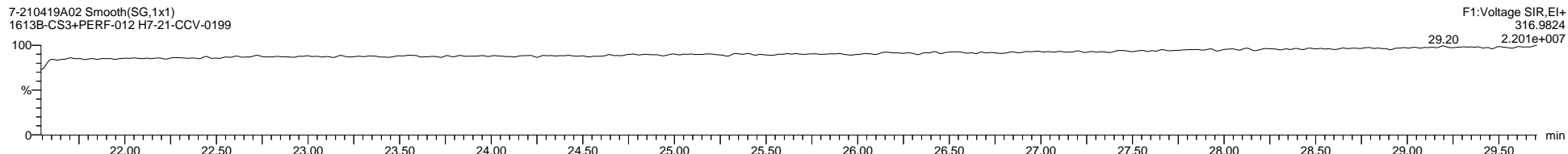
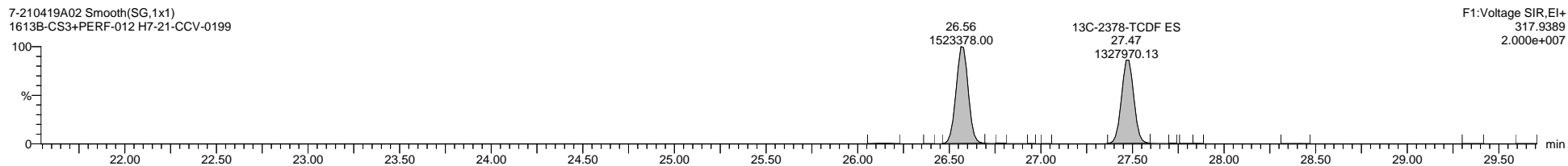
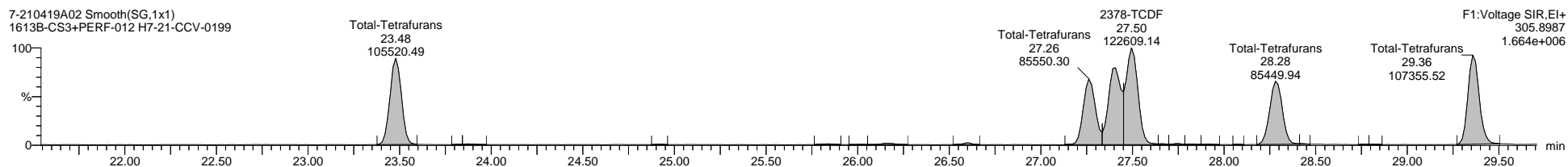


Dataset: I:\Organics Instrument\HIGHRES GCMS Completed Results Files\HR-7\7-210419A-M23-ICAL.qld

Last Altered: Monday, April 26, 2021 15:55:14 Eastern Daylight Time

Printed: Monday, April 26, 2021 15:56:04 Eastern Daylight Time

Name: 7-210419A02, Date: 19-Apr-2021, Time: 11:39:35, ID: H7-21-CCV-0199, Description: 1613B-CS3+PERF-012, Vial: Tray1:1




Dataset: I:\Organics Instrument\HIGHRES GCMS Completed Results Files\HR-7\7-210419A-M23-ICAL.qld

Last Altered: Monday, April 26, 2021 15:55:14 Eastern Daylight Time

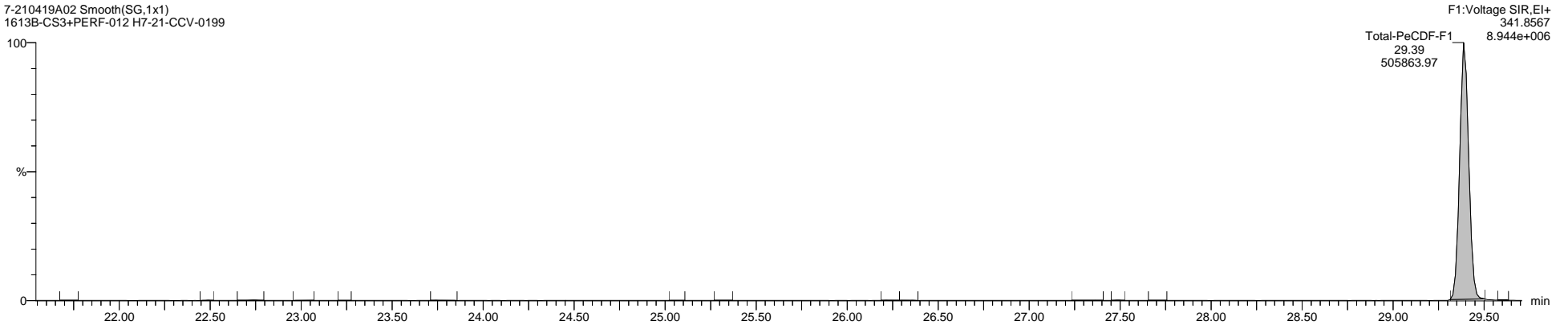
Printed: Monday, April 26, 2021 15:56:04 Eastern Daylight Time

Name: 7-210419A02, Date: 19-Apr-2021, Time: 11:39:35, ID: H7-21-CCV-0199, Description: 1613B-CS3+PERF-012, Vial: Tray1:1

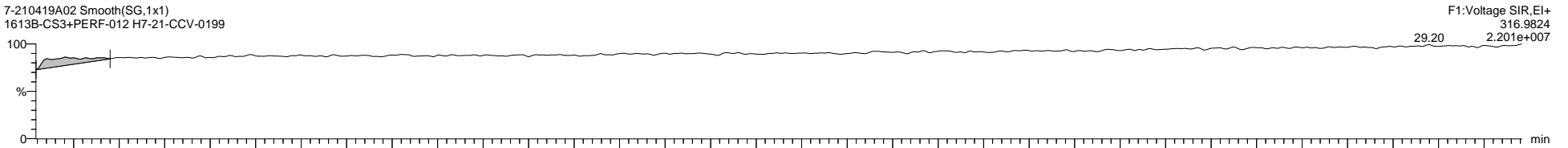
7-210419A02 Smooth(SG,1x1)  
1613B-CS3+PERF-012 H7-21-CCV-0199



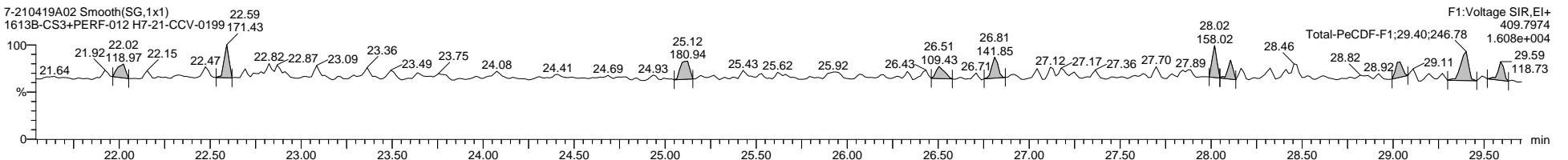
7-210419A02 Smooth(SG,1x1)  
1613B-CS3+PERF-012 H7-21-CCV-0199



7-210419A02 Smooth(SG,1x1)  
1613B-CS3+PERF-012 H7-21-CCV-0199



7-210419A02 Smooth(SG,1x1)  
1613B-CS3+PERF-012 H7-21-CCV-0199





Quantify Sample Template Report

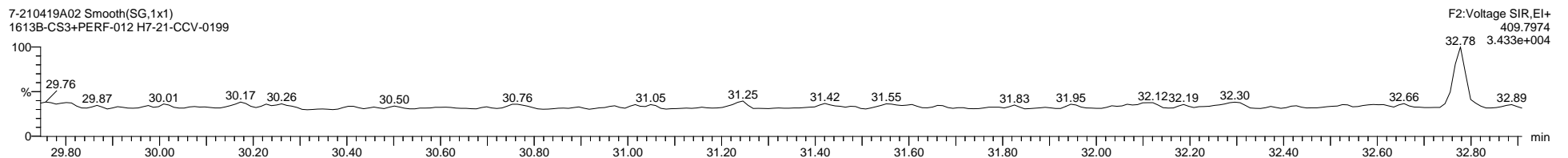
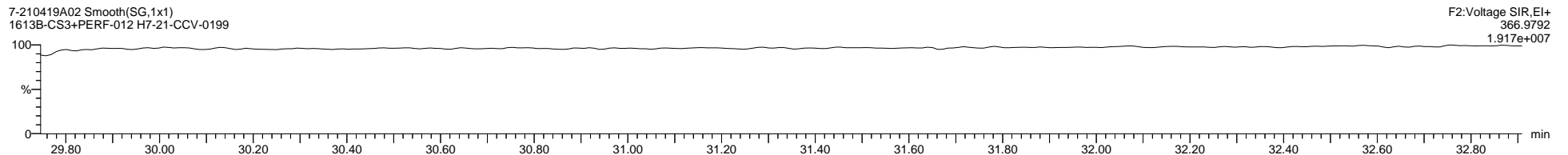
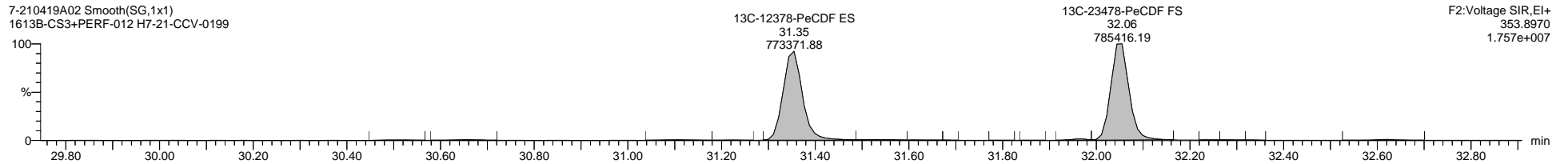
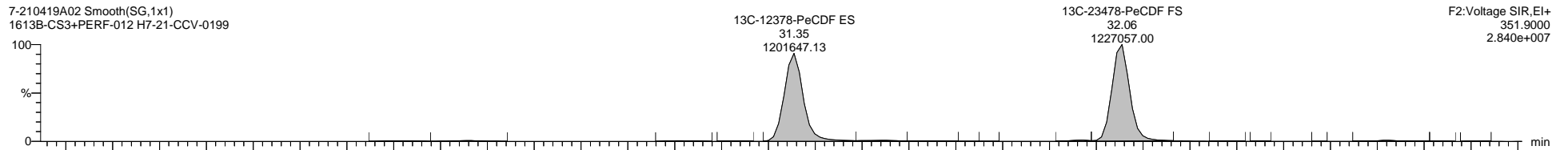
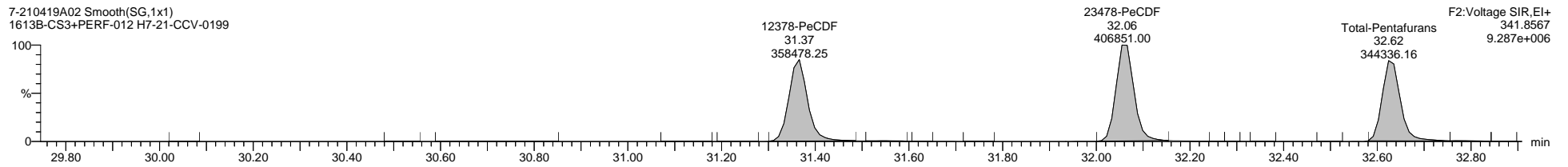
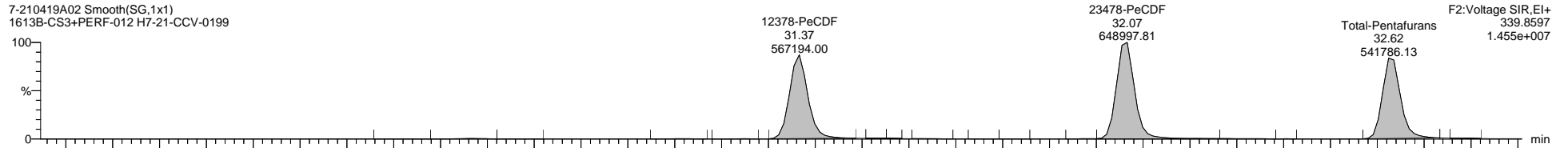
MassLynx MassLynx V4.1 SCN 901

Dataset: I:\Organics Instrument\HIGHRES GCMS Completed Results Files\HR-7\7-210419A-M23-ICAL.qld

Last Altered: Monday, April 26, 2021 15:55:14 Eastern Daylight Time

Printed: Monday, April 26, 2021 15:56:04 Eastern Daylight Time

Name: 7-210419A02, Date: 19-Apr-2021, Time: 11:39:35, ID: H7-21-CCV-0199, Description: 1613B-CS3+PERF-012, Vial: Tray1:1

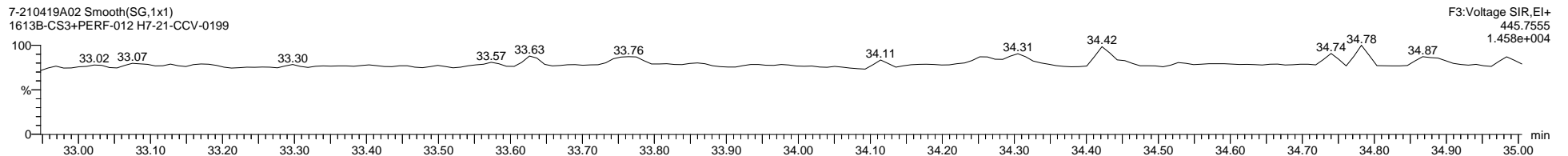
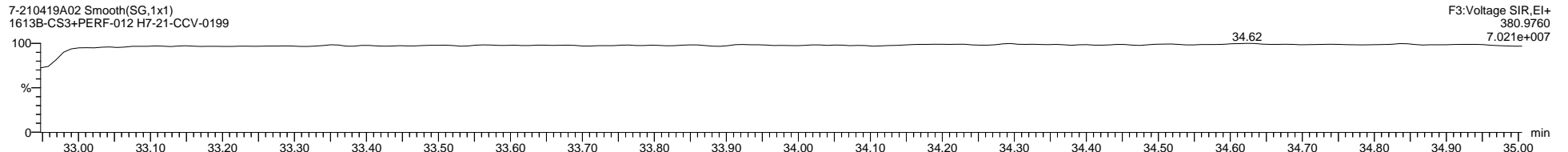
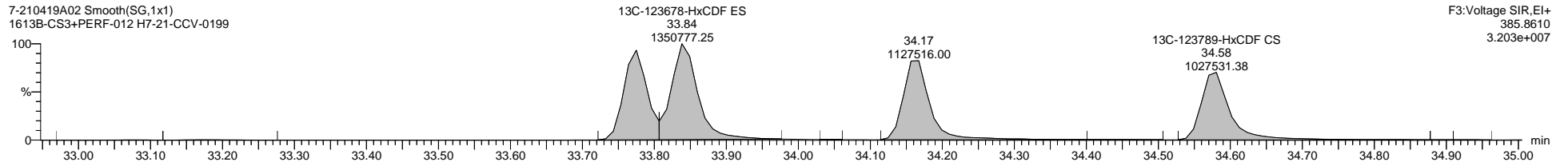
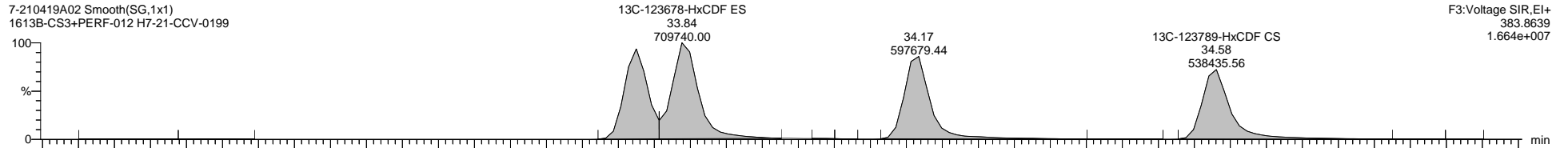
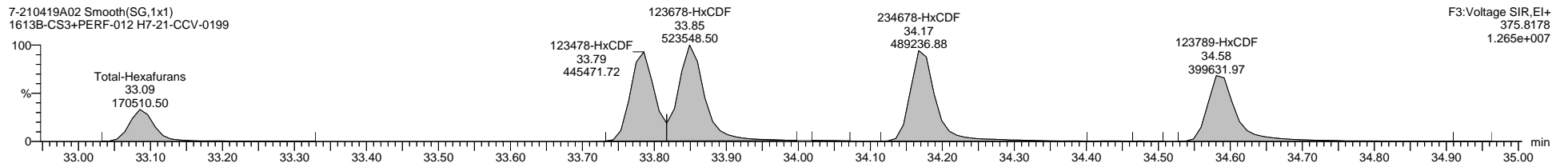
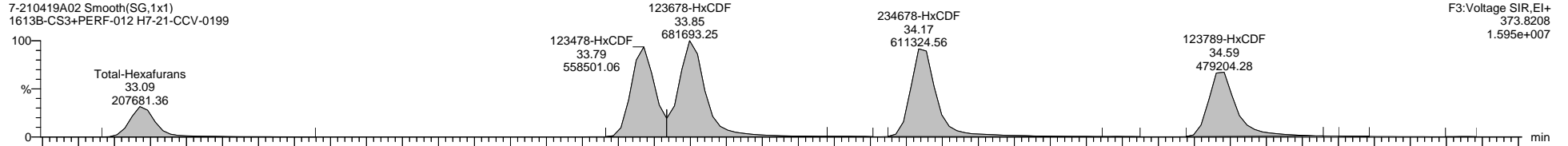


Dataset: I:\Organics Instrument\HIGHRES GCMS Completed Results Files\HR-7\7-210419A-M23-ICAL.qld

Last Altered: Monday, April 26, 2021 15:55:14 Eastern Daylight Time

Printed: Monday, April 26, 2021 15:56:04 Eastern Daylight Time

Name: 7-210419A02, Date: 19-Apr-2021, Time: 11:39:35, ID: H7-21-CCV-0199, Description: 1613B-CS3+PERF-012, Vial: Tray1:1

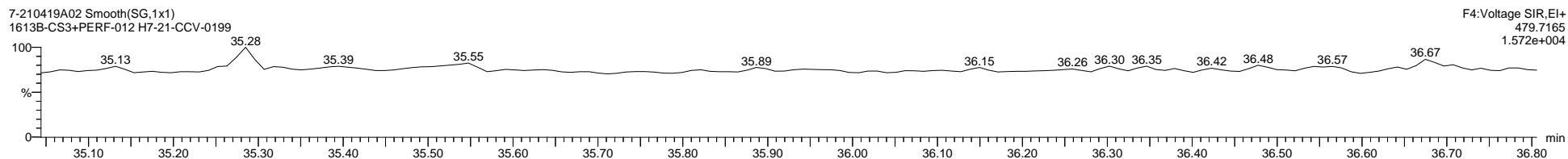
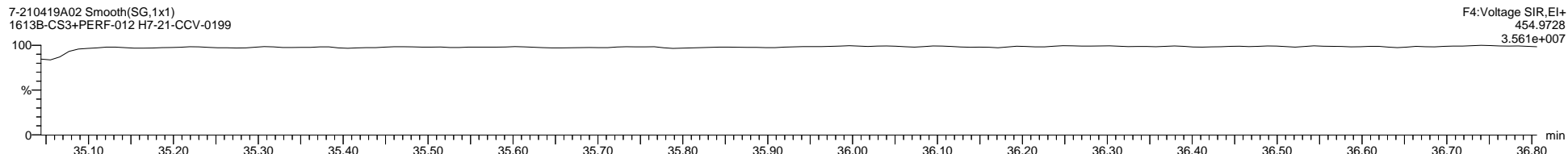
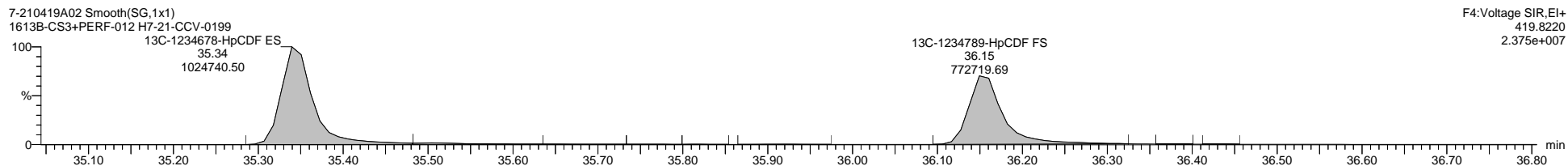
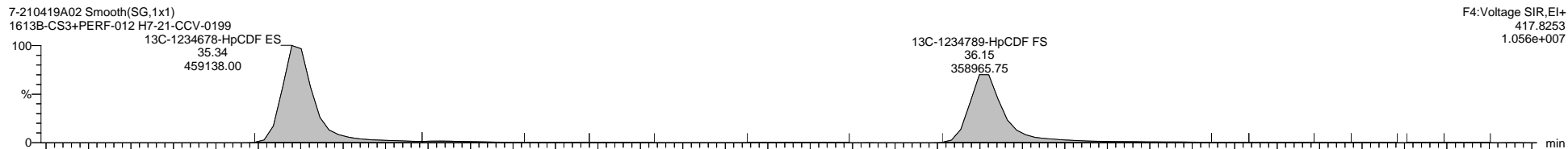
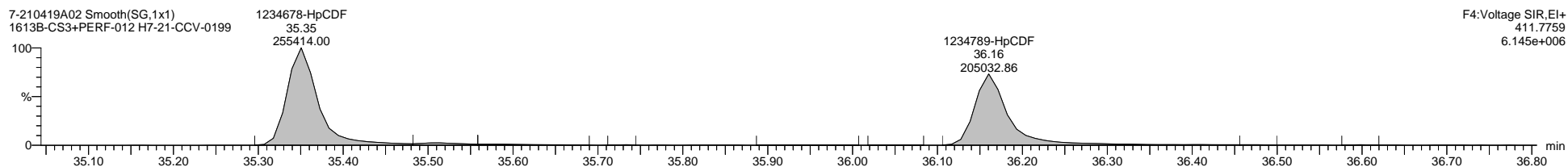
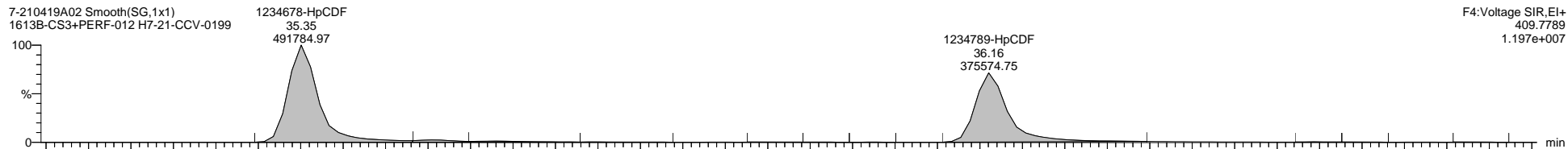


Dataset: I:\Organics Instrument\HIGHRES GCMS Completed Results Files\HR-7\7-210419A-M23-ICAL.qld

Last Altered: Monday, April 26, 2021 15:55:14 Eastern Daylight Time

Printed: Monday, April 26, 2021 15:56:04 Eastern Daylight Time

Name: 7-210419A02, Date: 19-Apr-2021, Time: 11:39:35, ID: H7-21-CCV-0199, Description: 1613B-CS3+PERF-012, Vial: Tray1:1



Quantify Sample Template Report

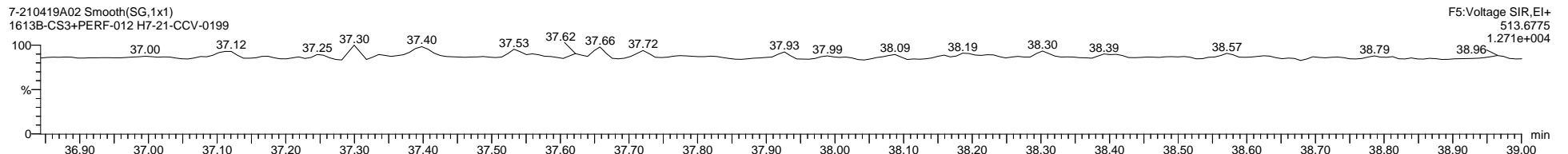
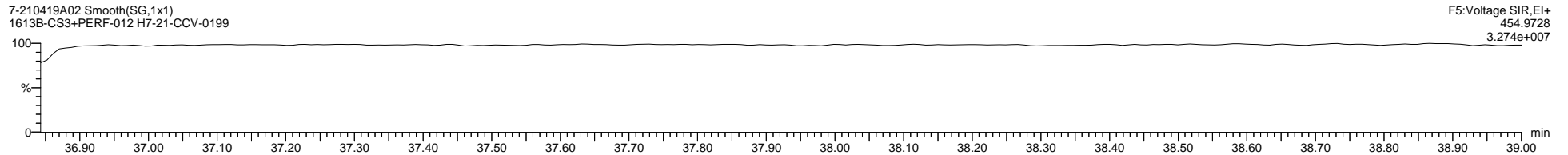
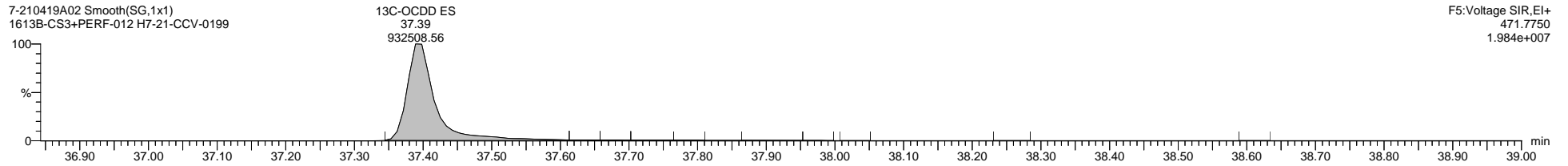

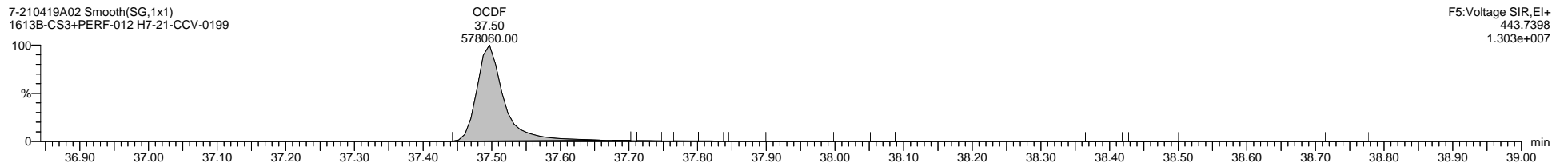

MassLynx MassLynx V4.1 SCN 901

Dataset: I:\Organics Instrument\HIGHRES GCMS Completed Results Files\HR-7\7-210419A-M23-ICAL.qld

Last Altered: Monday, April 26, 2021 15:55:14 Eastern Daylight Time

Printed: Monday, April 26, 2021 15:56:04 Eastern Daylight Time

Name: 7-210419A02, Date: 19-Apr-2021, Time: 11:39:35, ID: H7-21-CCV-0199, Description: 1613B-CS3+PERF-012, Vial: Tray1:1




Dataset: I:\Organics Instrument\HIGHRES GCMS Completed Results Files\HR-7\7-210419A-M23-ICAL.qld

Last Altered: Monday, April 26, 2021 15:55:14 Eastern Daylight Time

Printed: Monday, April 26, 2021 15:56:04 Eastern Daylight Time

Name: 7-210419A02, Date: 19-Apr-2021, Time: 11:39:35, ID: H7-21-CCV-0199, Description: 1613B-CS3+PERF-012, Vial: Tray1:1

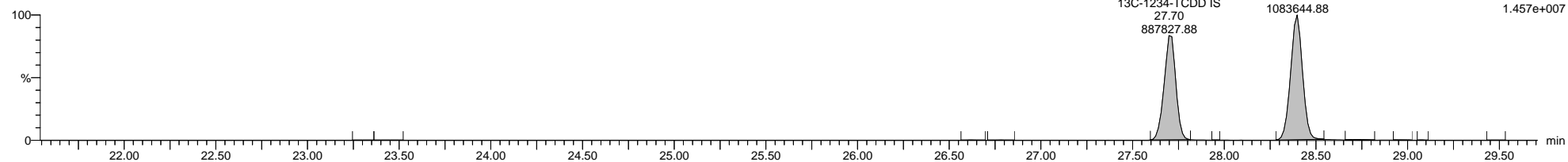
7-210419A02 Smooth(SG,1x1)  
1613B-CS3+PERF-012 H7-21-CCV-0199



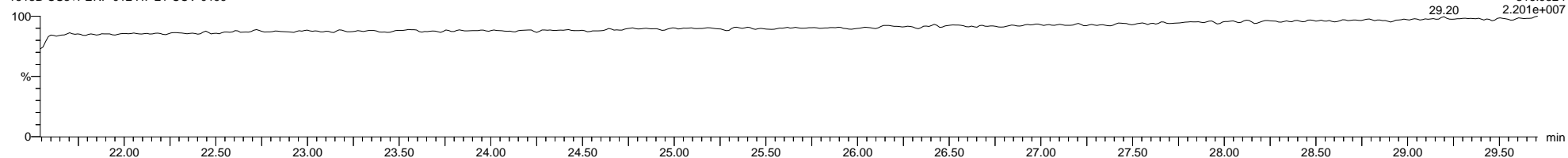
7-210419A02 Smooth(SG,1x1)  
1613B-CS3+PERF-012 H7-21-CCV-0199



7-210419A02 Smooth(SG,1x1)  
1613B-CS3+PERF-012 H7-21-CCV-0199



7-210419A02 Smooth(SG,1x1)  
1613B-CS3+PERF-012 H7-21-CCV-0199



Quantify Sample Template Report MassLynx MassLynx V4.1 SCN 901

Dataset: I:\Organics Instrument\HIGHRES GCMS Completed Results Files\HR-7\7-210419A-M23-ICAL.qld

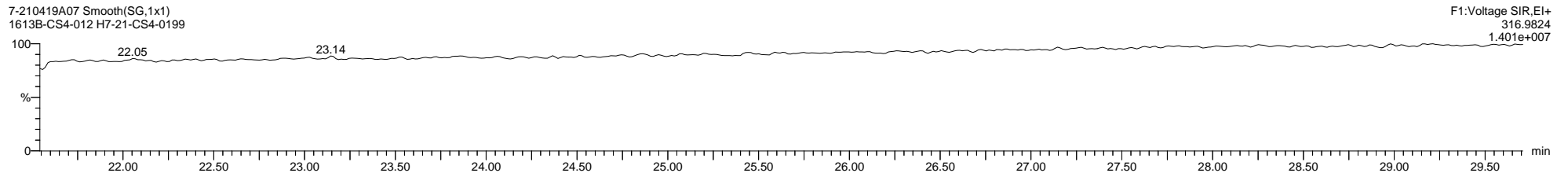
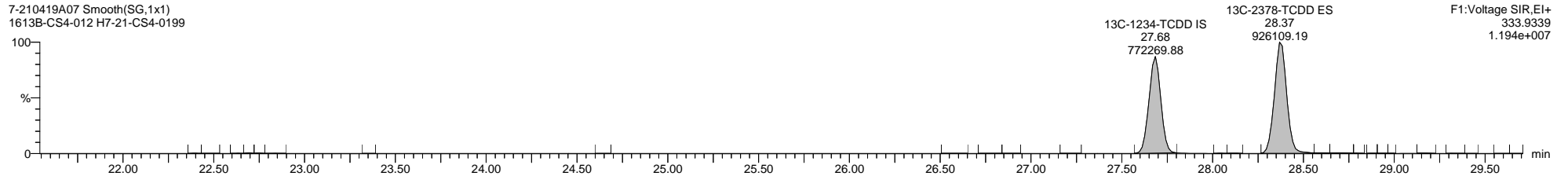
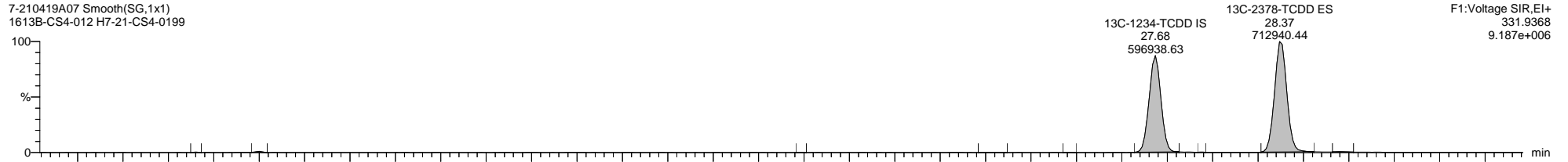
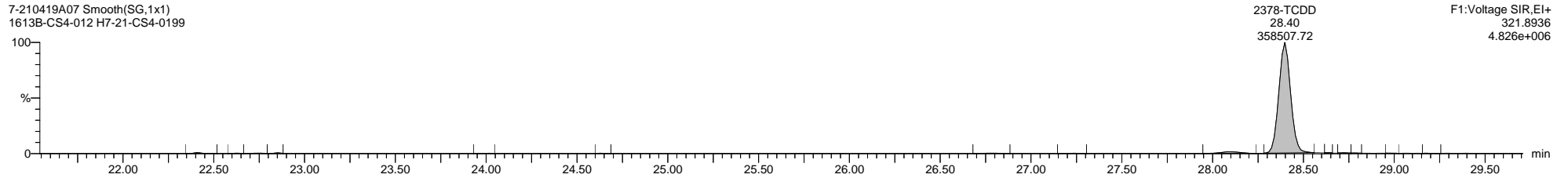
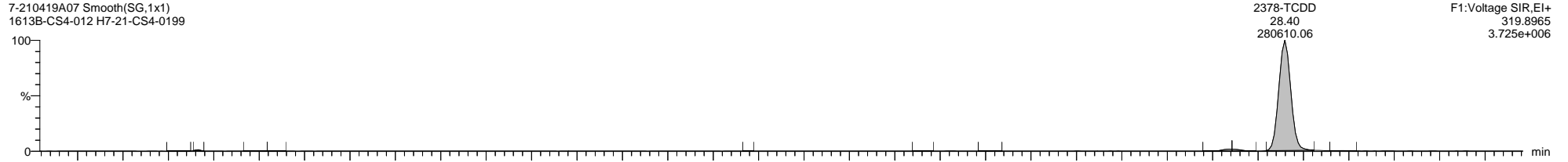
Last Altered: Monday, April 26, 2021 15:55:14 Eastern Daylight Time

Printed: Monday, April 26, 2021 15:56:04 Eastern Daylight Time

Method: C:\MassLynx\Dioxin.PRO\MethDB\Dioxin\_M23A.mdb 21 Apr 2021 13:52:24

Calibration: 26 Apr 2021 15:55:14

Name: 7-210419A07, Date: 19-Apr-2021, Time: 15:08:34, ID: H7-21-CS4-0199, Description: 1613B-CS4-012, Vial: Tray1:9



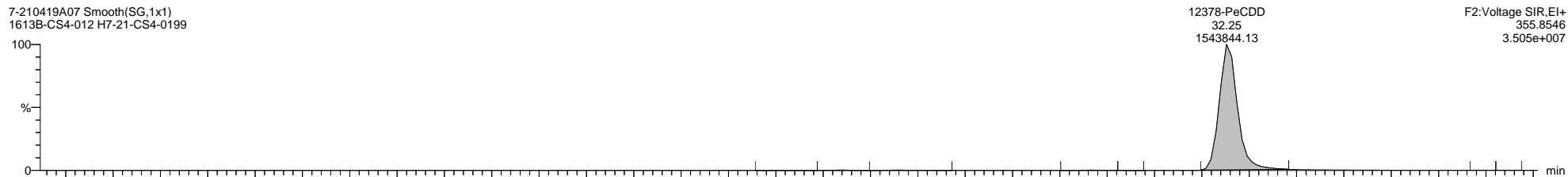
Dataset: I:\Organics Instrument\HIGHRES GCMS Completed Results Files\HR-7\7-210419A-M23-ICAL.qld

Last Altered: Monday, April 26, 2021 15:55:14 Eastern Daylight Time

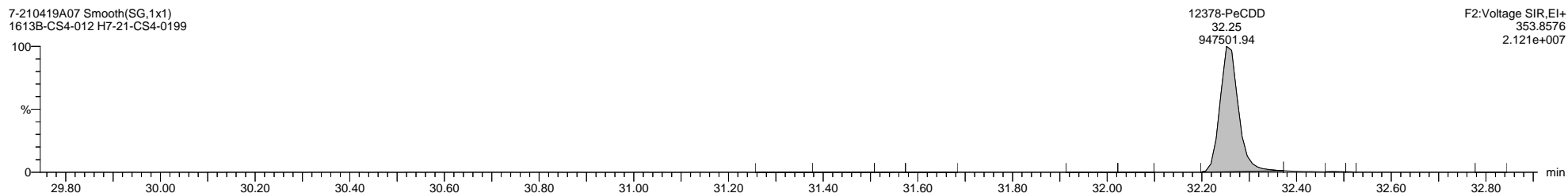
Printed: Monday, April 26, 2021 15:56:04 Eastern Daylight Time

Name: 7-210419A07, Date: 19-Apr-2021, Time: 15:08:34, ID: H7-21-CS4-0199, Description: 1613B-CS4-012, Vial: Tray1:9

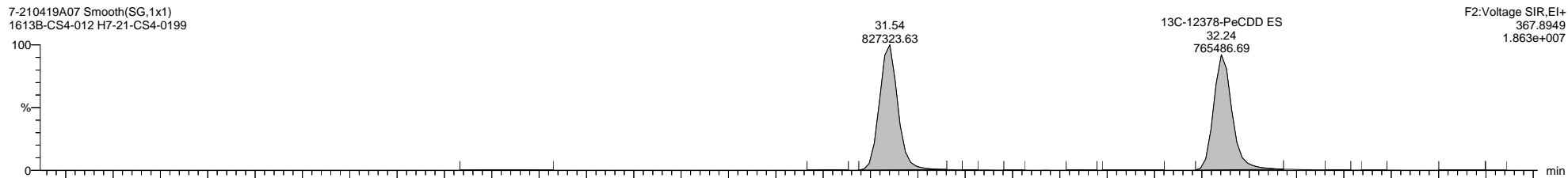
7-210419A07 Smooth(SG,1x1)  
1613B-CS4-012 H7-21-CS4-0199



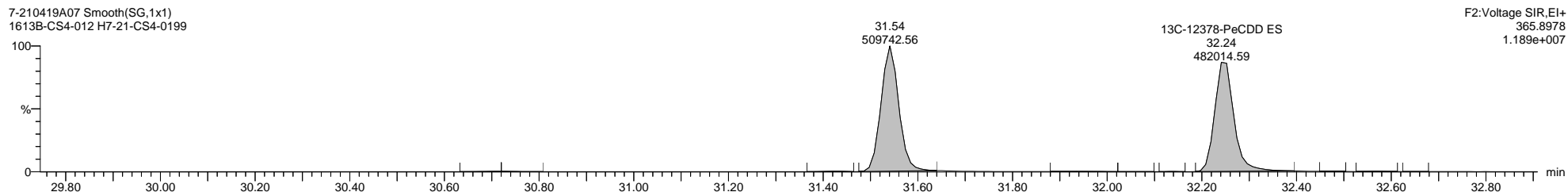
7-210419A07 Smooth(SG,1x1)  
1613B-CS4-012 H7-21-CS4-0199



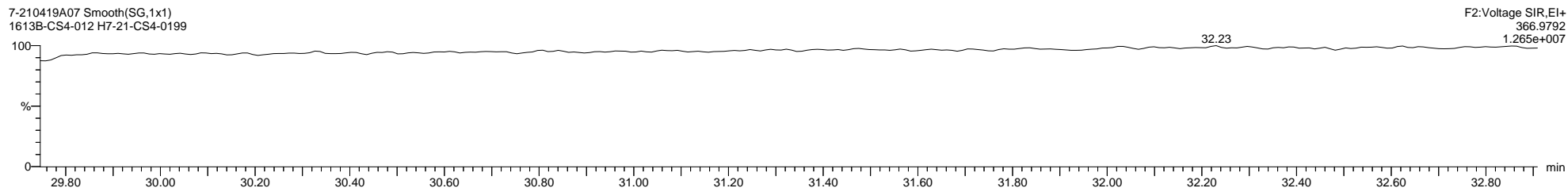
7-210419A07 Smooth(SG,1x1)  
1613B-CS4-012 H7-21-CS4-0199



7-210419A07 Smooth(SG,1x1)  
1613B-CS4-012 H7-21-CS4-0199



7-210419A07 Smooth(SG,1x1)  
1613B-CS4-012 H7-21-CS4-0199

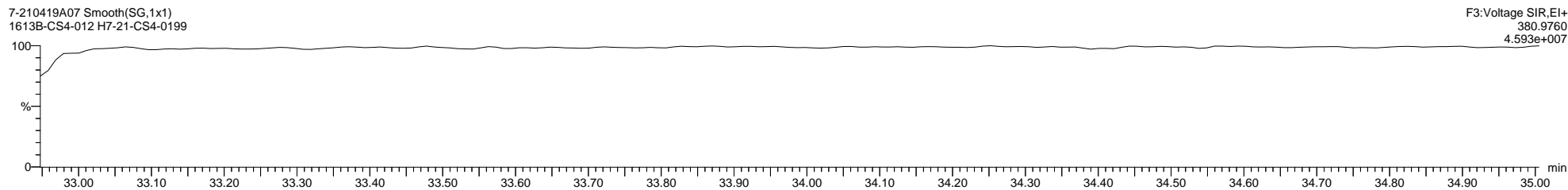
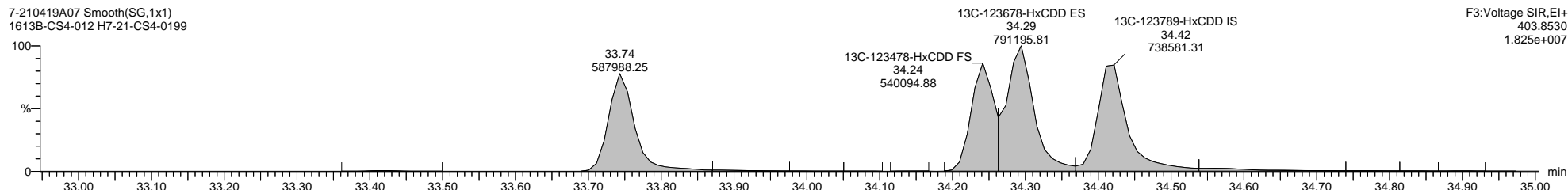
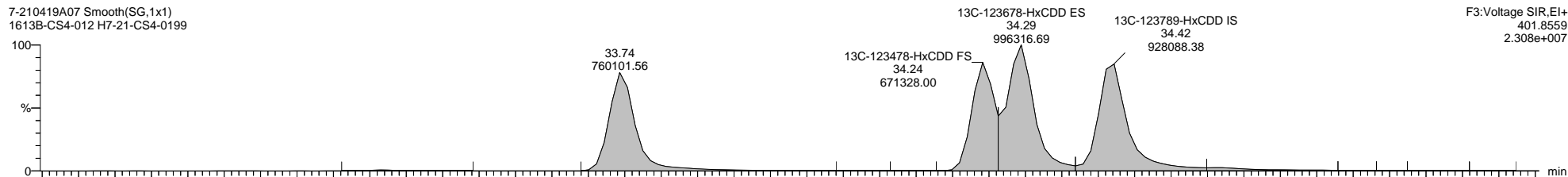
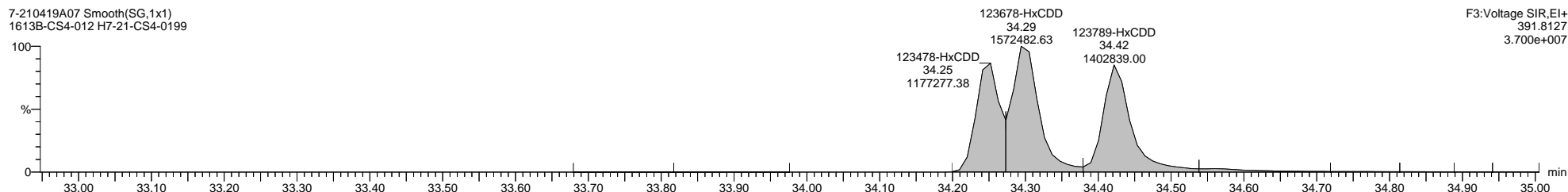



Dataset: I:\Organics Instrument\HIGHRES GCMS Completed Results Files\HR-7\7-210419A-M23-ICAL.qld

Last Altered: Monday, April 26, 2021 15:55:14 Eastern Daylight Time

Printed: Monday, April 26, 2021 15:56:04 Eastern Daylight Time

Name: 7-210419A07, Date: 19-Apr-2021, Time: 15:08:34, ID: H7-21-CS4-0199, Description: 1613B-CS4-012, Vial: Tray1:9



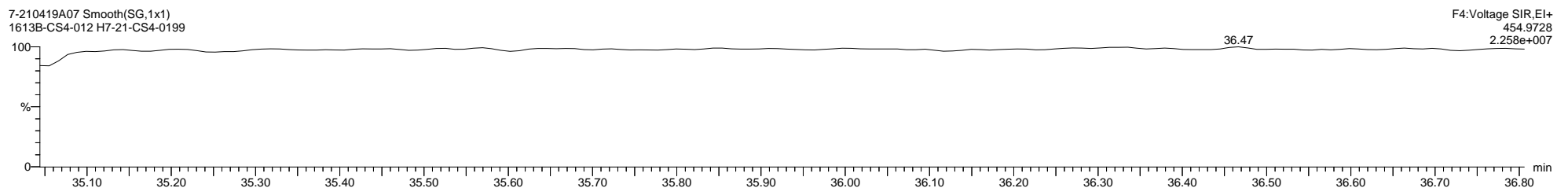
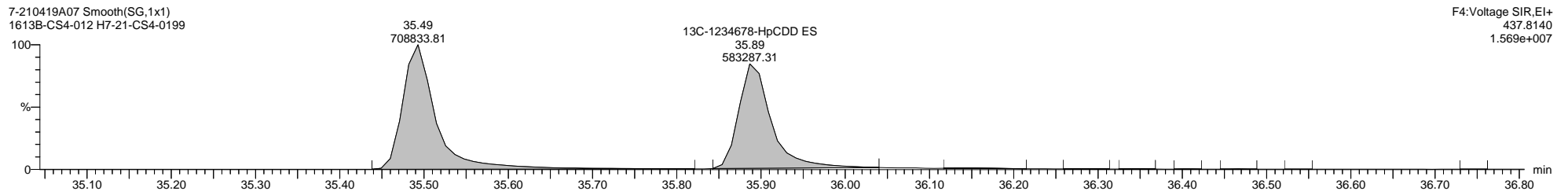
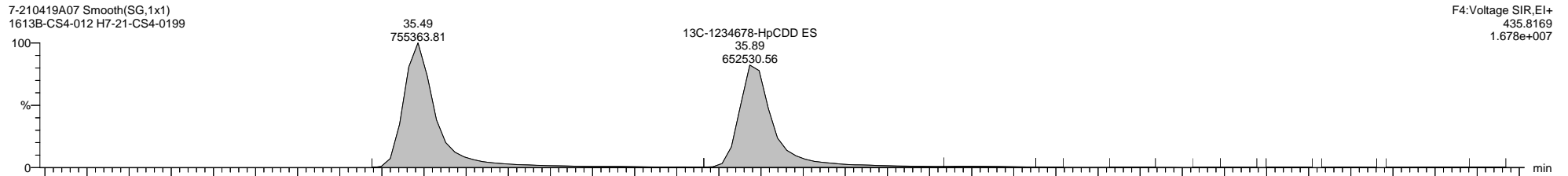
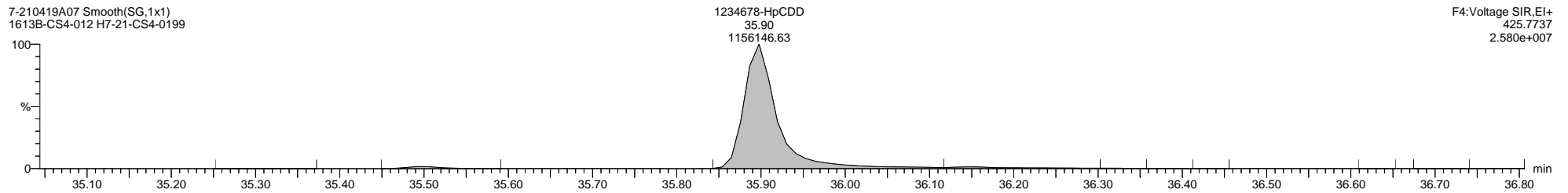
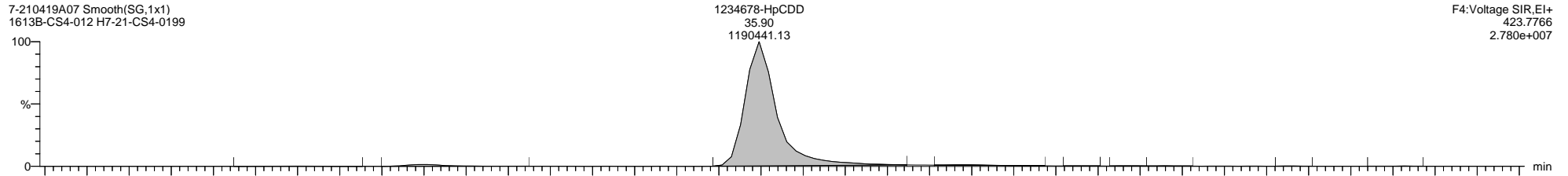


Dataset: I:\Organics Instrument\HIGHRES GCMS Completed Results Files\HR-7\7-210419A-M23-ICAL.qld

Last Altered: Monday, April 26, 2021 15:55:14 Eastern Daylight Time

Printed: Monday, April 26, 2021 15:56:04 Eastern Daylight Time

Name: 7-210419A07, Date: 19-Apr-2021, Time: 15:08:34, ID: H7-21-CS4-0199, Description: 1613B-CS4-012, Vial: Tray1:9



Quantify Sample Template Report

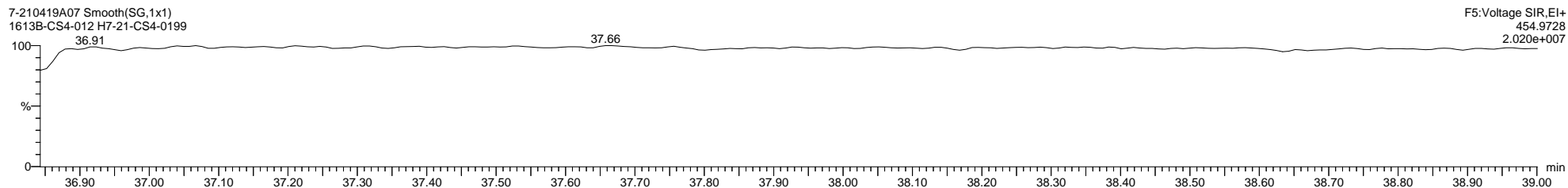
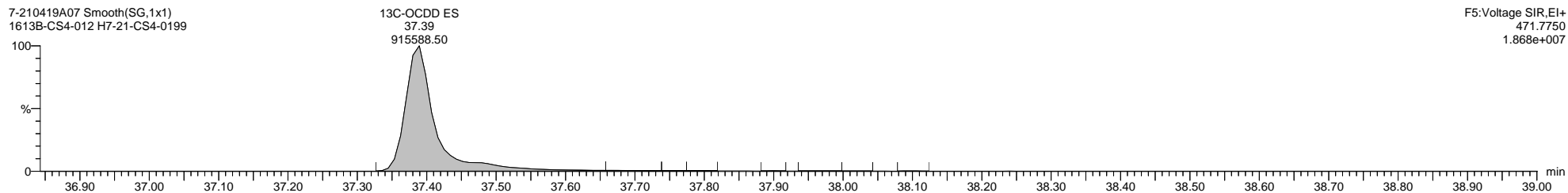
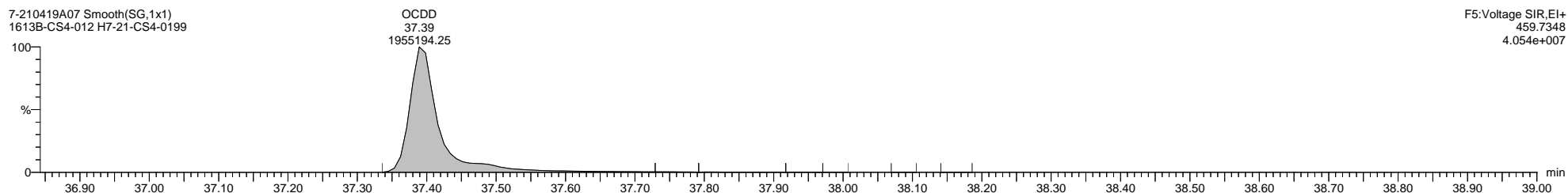

MassLynx MassLynx V4.1 SCN 901

Dataset: I:\Organics Instrument\HIGHRES GCMS Completed Results Files\HR-7\7-210419A-M23-ICAL.qld

Last Altered: Monday, April 26, 2021 15:55:14 Eastern Daylight Time

Printed: Monday, April 26, 2021 15:56:04 Eastern Daylight Time

Name: 7-210419A07, Date: 19-Apr-2021, Time: 15:08:34, ID: H7-21-CS4-0199, Description: 1613B-CS4-012, Vial: Tray1:9

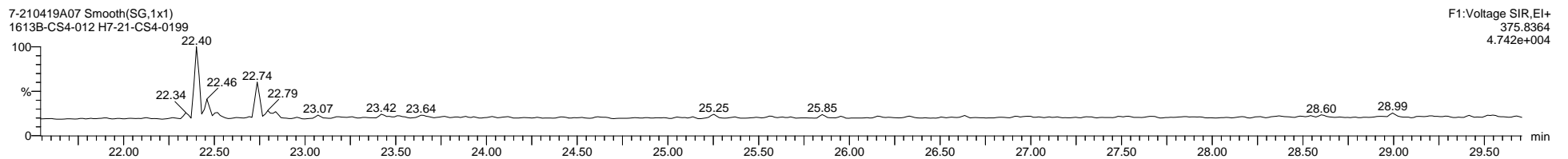
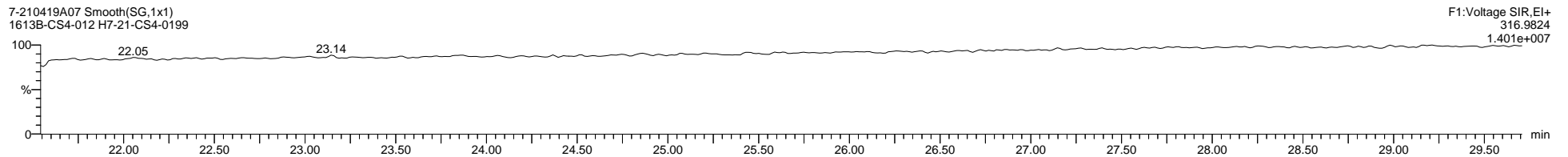
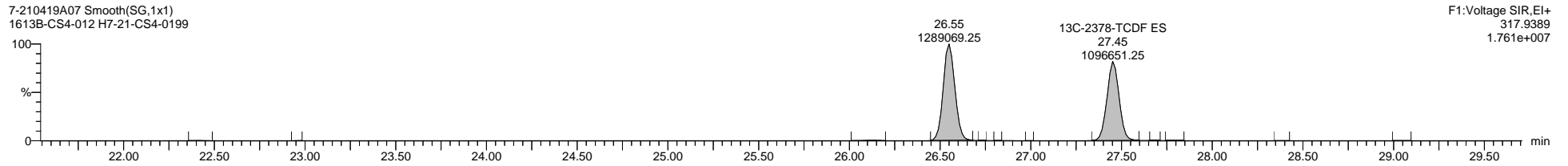

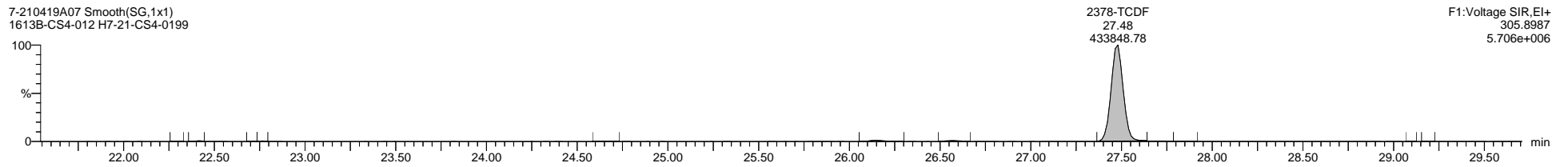



Dataset: I:\Organics Instrument\HIGHRES GCMS Completed Results Files\HR-7\7-210419A-M23-ICAL.qld

Last Altered: Monday, April 26, 2021 15:55:14 Eastern Daylight Time

Printed: Monday, April 26, 2021 15:56:04 Eastern Daylight Time

Name: 7-210419A07, Date: 19-Apr-2021, Time: 15:08:34, ID: H7-21-CS4-0199, Description: 1613B-CS4-012, Vial: Tray1:9

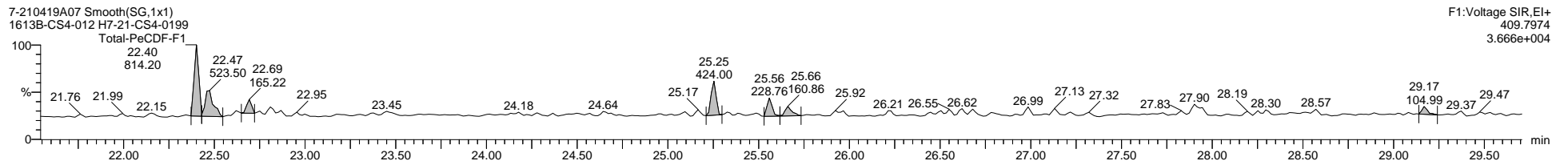
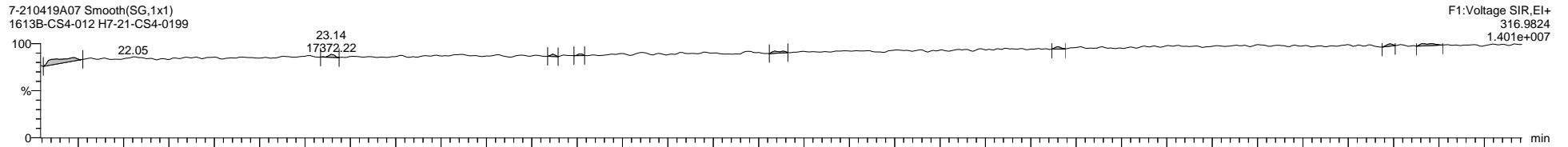
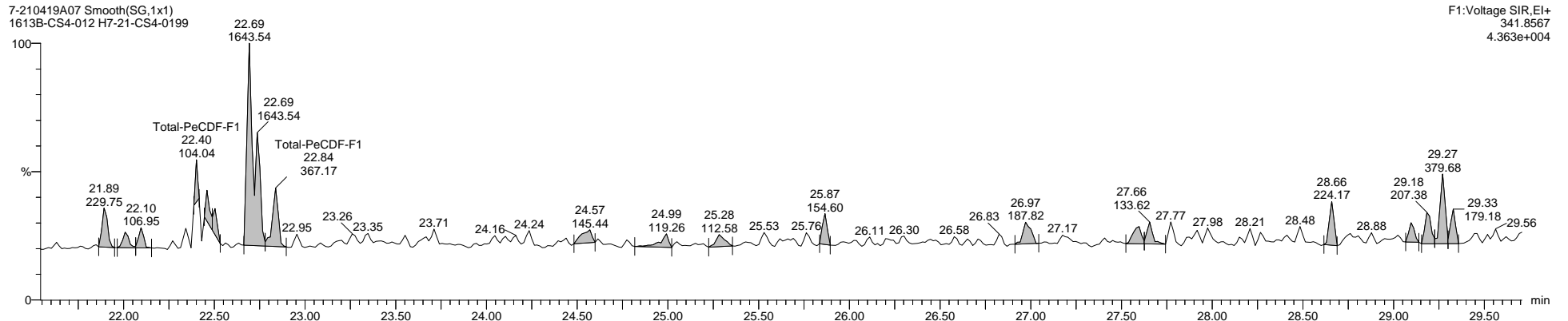
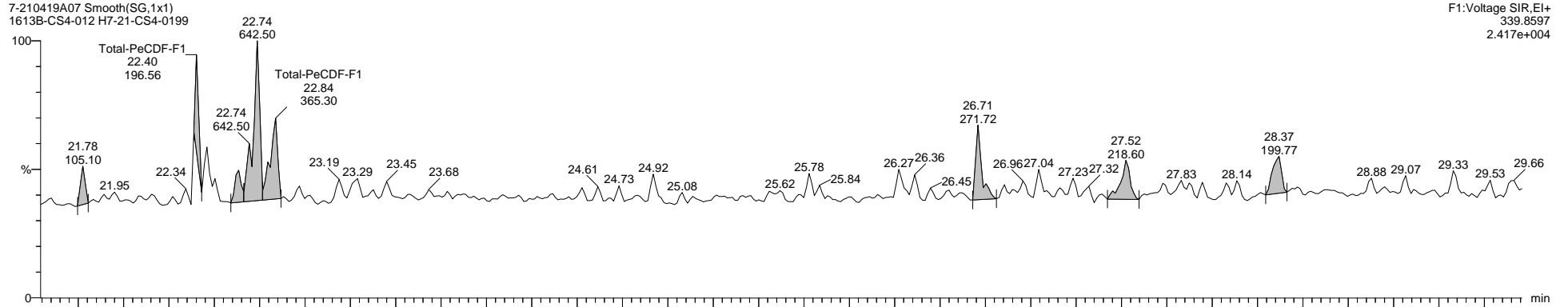


Dataset: I:\Organics Instrument\HIGHRES GCMS Completed Results Files\HR-7\7-210419A-M23-ICAL.qld

Last Altered: Monday, April 26, 2021 15:55:14 Eastern Daylight Time

Printed: Monday, April 26, 2021 15:56:04 Eastern Daylight Time

Name: 7-210419A07, Date: 19-Apr-2021, Time: 15:08:34, ID: H7-21-CS4-0199, Description: 1613B-CS4-012, Vial: Tray1:9

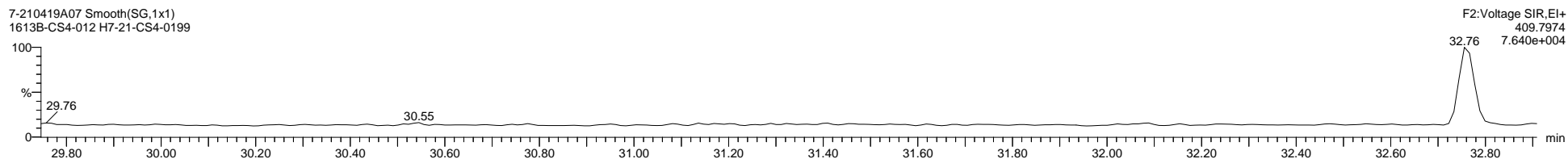
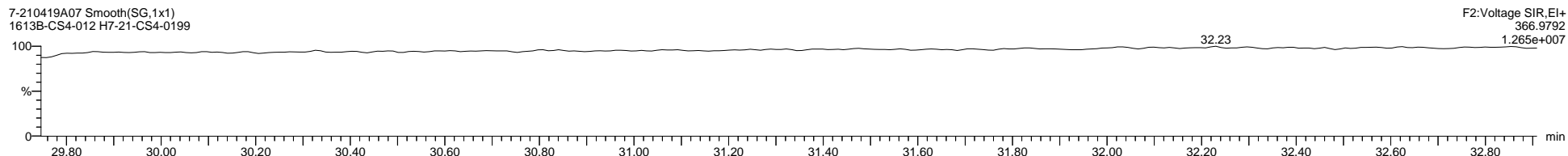
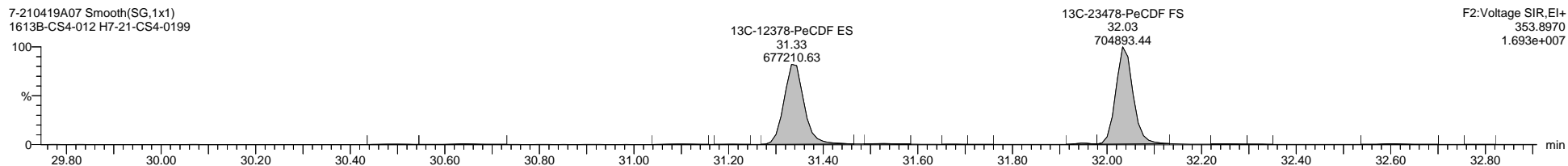
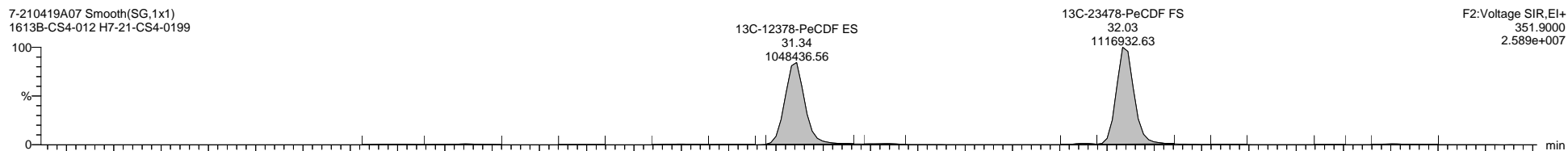
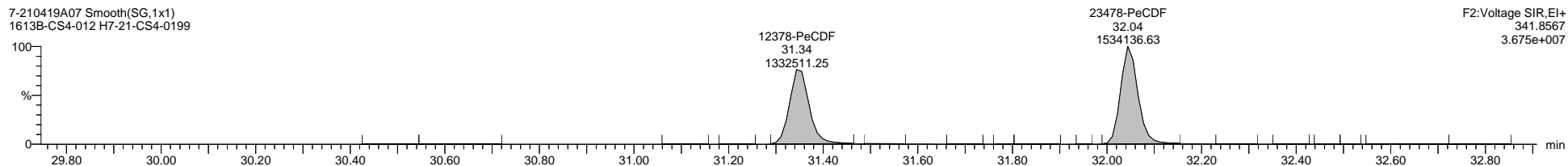
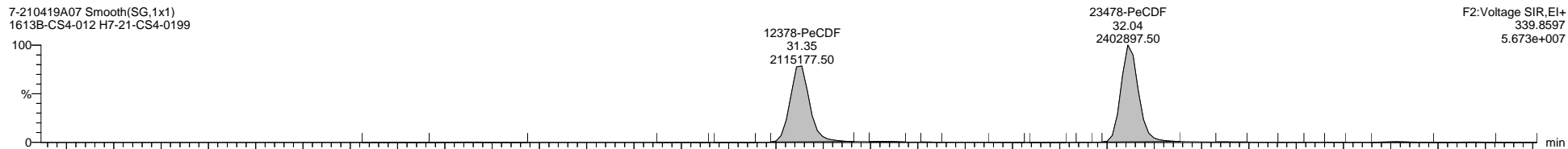


Dataset: I:\Organics Instrument\HIGHRES GCMS Completed Results Files\HR-7\7-210419A-M23-ICAL.qld

Last Altered: Monday, April 26, 2021 15:55:14 Eastern Daylight Time

Printed: Monday, April 26, 2021 15:56:04 Eastern Daylight Time

Name: 7-210419A07, Date: 19-Apr-2021, Time: 15:08:34, ID: H7-21-CS4-0199, Description: 1613B-CS4-012, Vial: Tray1:9

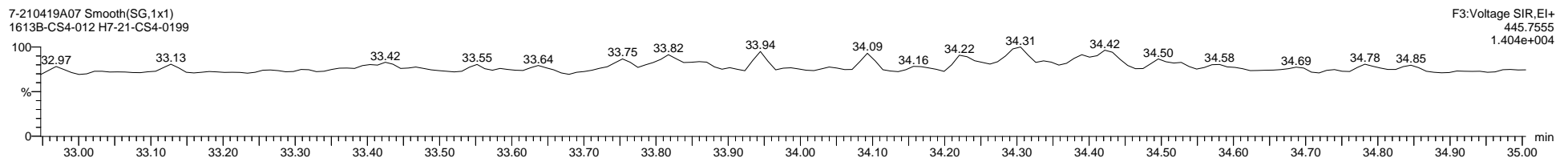
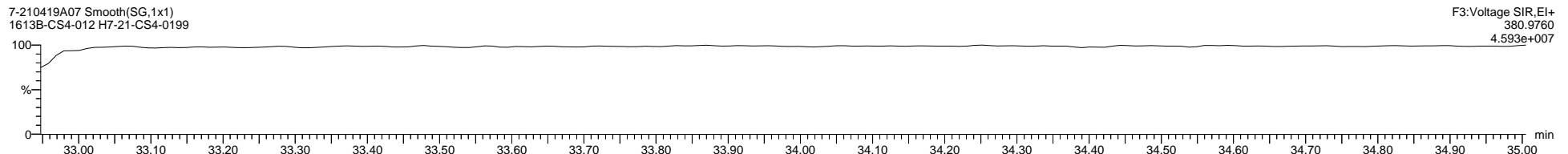
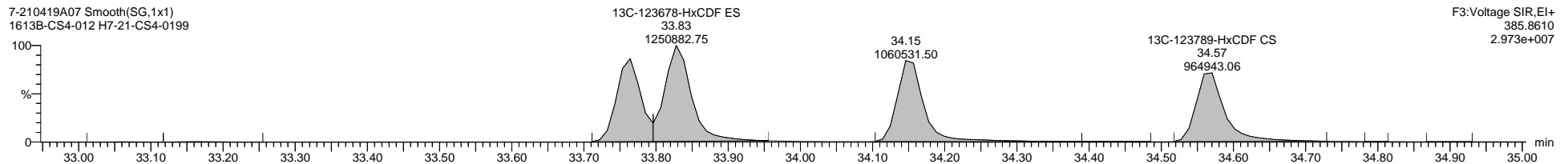
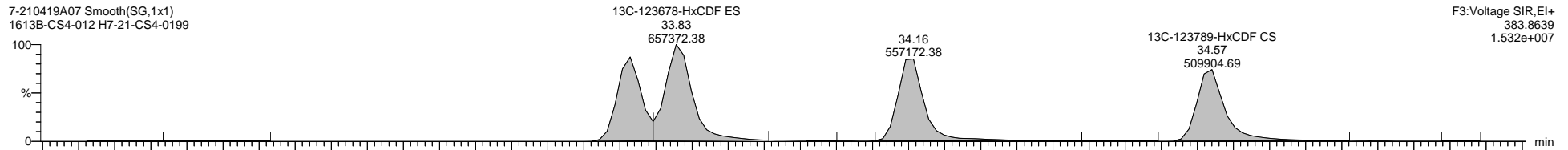
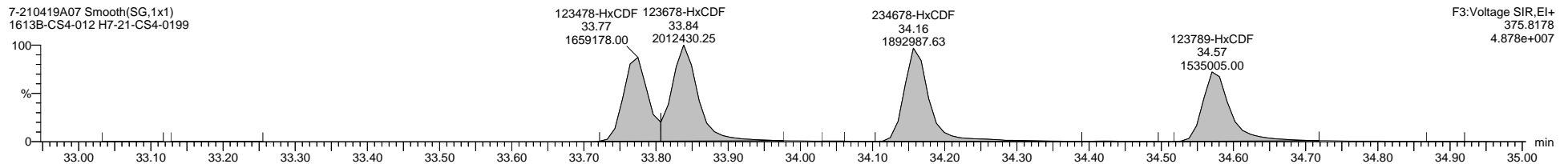
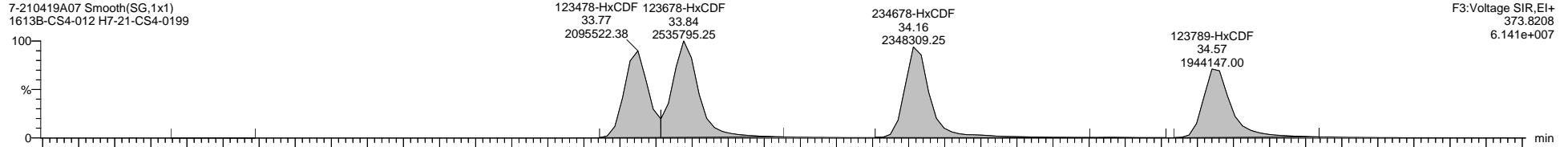


Dataset: I:\Organics Instrument\HIGHRES GCMS Completed Results Files\HR-7\7-210419A-M23-ICAL.qld

Last Altered: Monday, April 26, 2021 15:55:14 Eastern Daylight Time

Printed: Monday, April 26, 2021 15:56:04 Eastern Daylight Time

Name: 7-210419A07, Date: 19-Apr-2021, Time: 15:08:34, ID: H7-21-CS4-0199, Description: 1613B-CS4-012, Vial: Tray1:9



Quantify Sample Template Report

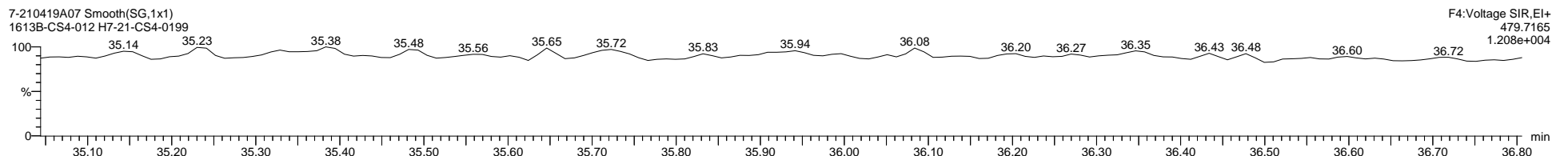
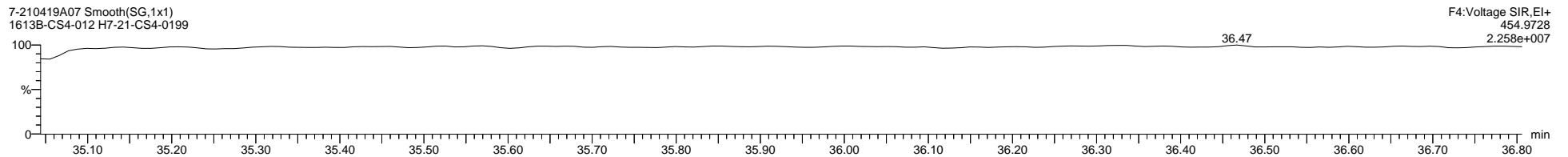
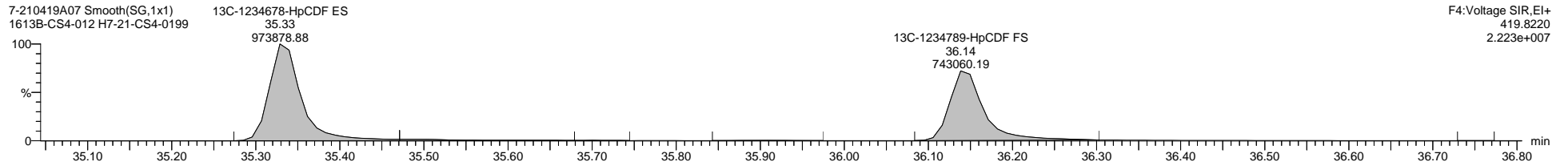
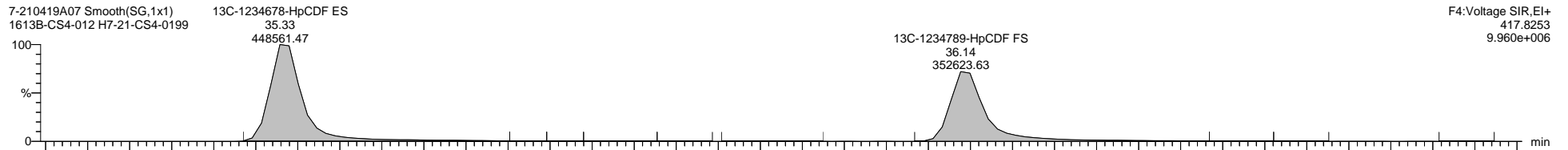
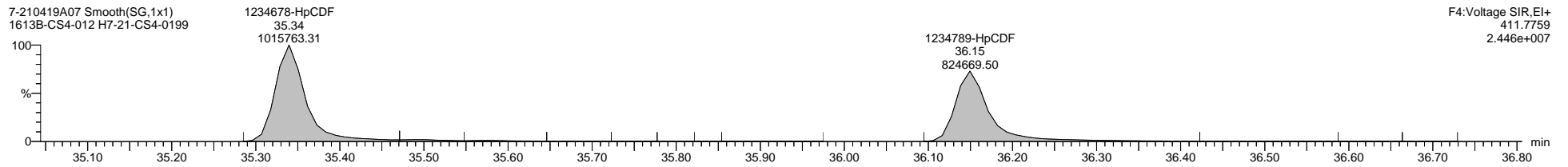

MassLynx MassLynx V4.1 SCN 901

Dataset: I:\Organics Instrument\HIGHRES GCMS Completed Results Files\HR-7\7-210419A-M23-ICAL.qld

Last Altered: Monday, April 26, 2021 15:55:14 Eastern Daylight Time

Printed: Monday, April 26, 2021 15:56:04 Eastern Daylight Time

Name: 7-210419A07, Date: 19-Apr-2021, Time: 15:08:34, ID: H7-21-CS4-0199, Description: 1613B-CS4-012, Vial: Tray1:9



Quantify Sample Template Report

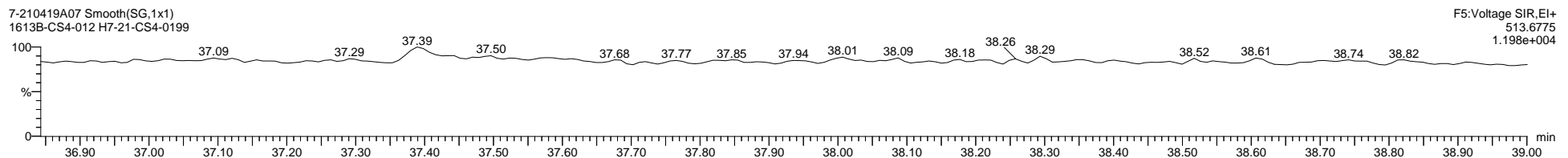
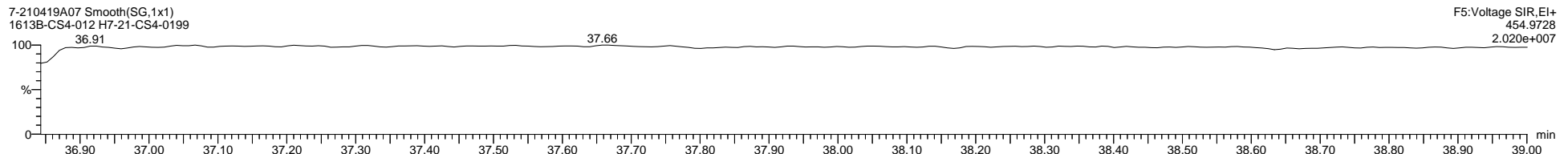
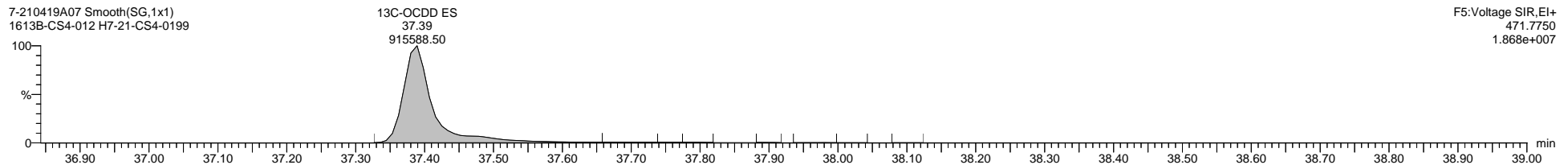

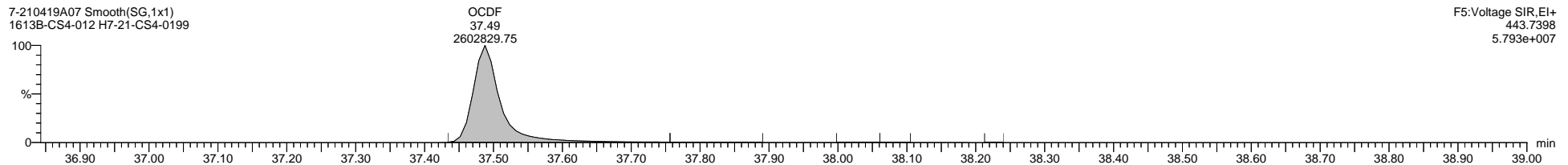

MassLynx MassLynx V4.1 SCN 901

Dataset: I:\Organics Instrument\HIGHRES GCMS Completed Results Files\HR-7\7-210419A-M23-ICAL.qld

Last Altered: Monday, April 26, 2021 15:55:14 Eastern Daylight Time

Printed: Monday, April 26, 2021 15:56:04 Eastern Daylight Time

Name: 7-210419A07, Date: 19-Apr-2021, Time: 15:08:34, ID: H7-21-CS4-0199, Description: 1613B-CS4-012, Vial: Tray1:9






Dataset: I:\Organics Instrument\HIGHRES GCMS Completed Results Files\HR-7\7-210419A-M23-ICAL.qld

Last Altered: Monday, April 26, 2021 15:55:14 Eastern Daylight Time

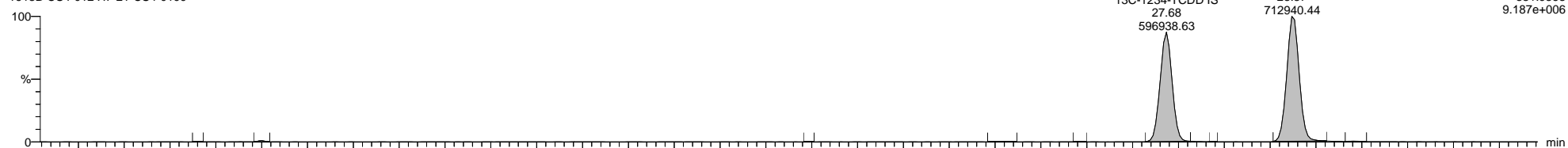
Printed: Monday, April 26, 2021 15:56:04 Eastern Daylight Time

Name: 7-210419A07, Date: 19-Apr-2021, Time: 15:08:34, ID: H7-21-CS4-0199, Description: 1613B-CS4-012, Vial: Tray1:9

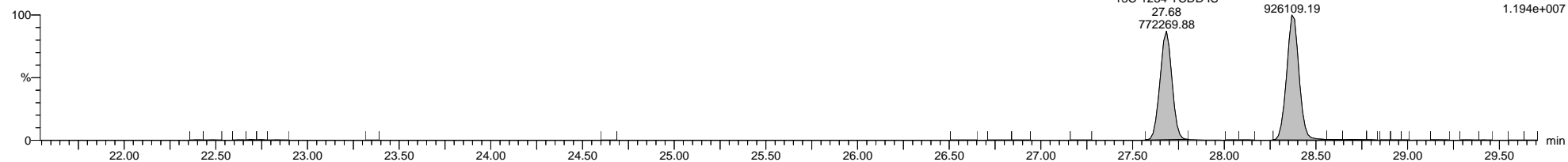
7-210419A07 Smooth(SG,1x1)  
1613B-CS4-012 H7-21-CS4-0199



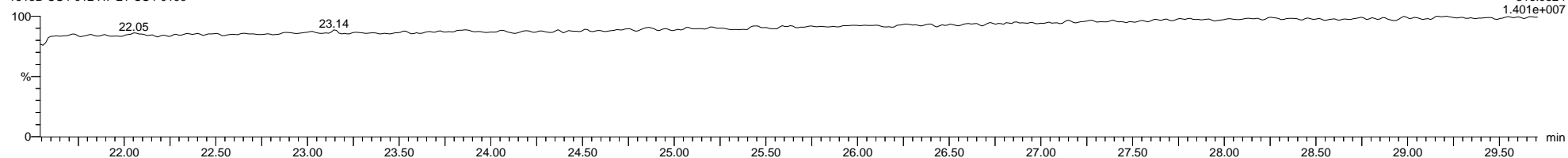
7-210419A07 Smooth(SG,1x1)  
1613B-CS4-012 H7-21-CS4-0199



7-210419A07 Smooth(SG,1x1)  
1613B-CS4-012 H7-21-CS4-0199



7-210419A07 Smooth(SG,1x1)  
1613B-CS4-012 H7-21-CS4-0199



Quantify Sample Template Report

MassLynx MassLynx V4.1 SCN 901

Dataset: I:\Organics Instrument\HIGHRES GCMS Completed Results Files\HR-7\7-210419A-M23-ICAL.qld

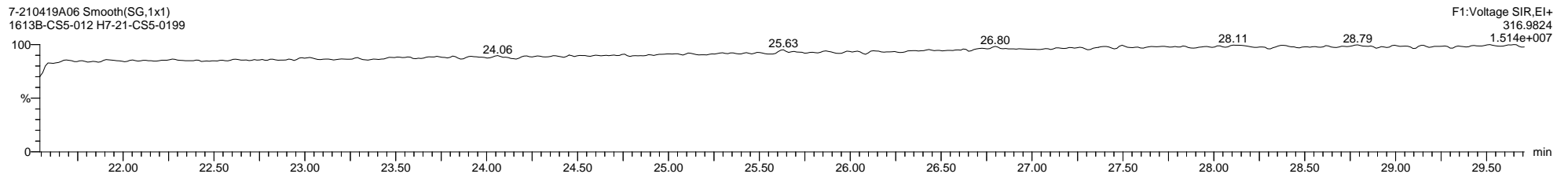
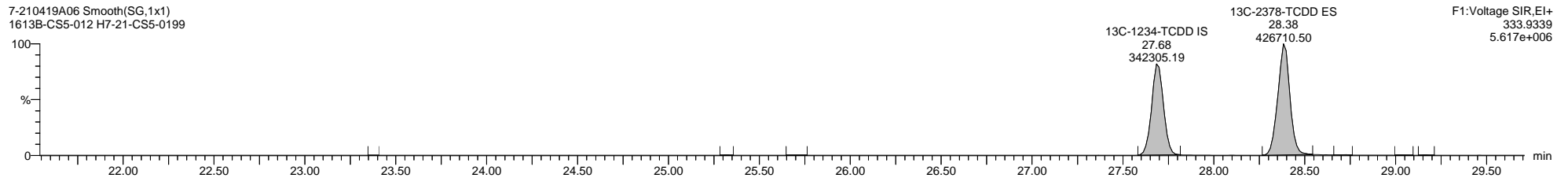

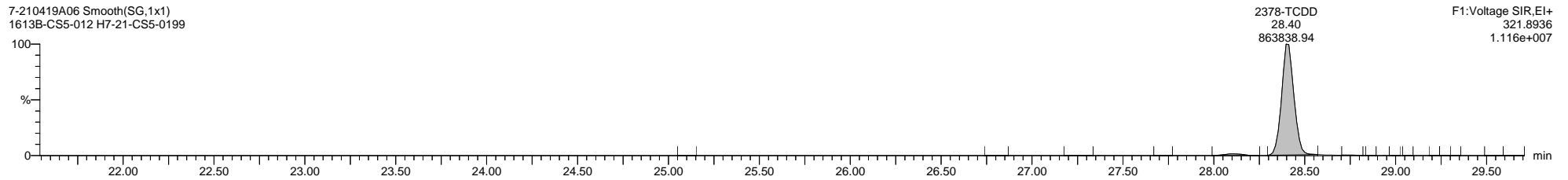
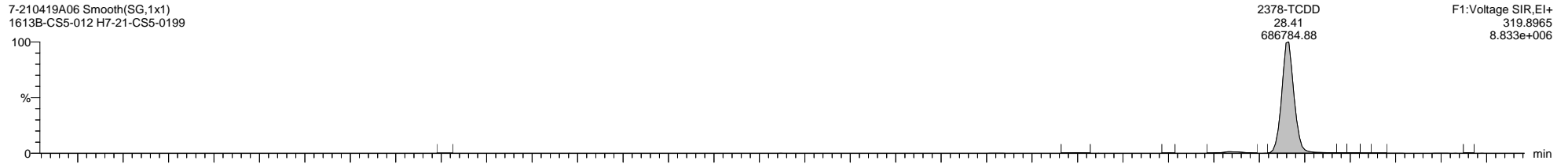
Last Altered: Monday, April 26, 2021 15:55:14 Eastern Daylight Time

Printed: Monday, April 26, 2021 15:56:04 Eastern Daylight Time

Method: C:\MassLynx\Dioxin.PRO\MethDB\Dioxin\_M23A.mdb 21 Apr 2021 13:52:24

Calibration: 26 Apr 2021 15:55:14

Name: 7-210419A06, Date: 19-Apr-2021, Time: 14:26:25, ID: H7-21-CS5-0199, Description: 1613B-CS5-012, Vial: Tray1:8




Dataset: I:\Organics Instrument\HIGHRES GCMS Completed Results Files\HR-7\7-210419A-M23-ICAL.qld

Last Altered: Monday, April 26, 2021 15:55:14 Eastern Daylight Time

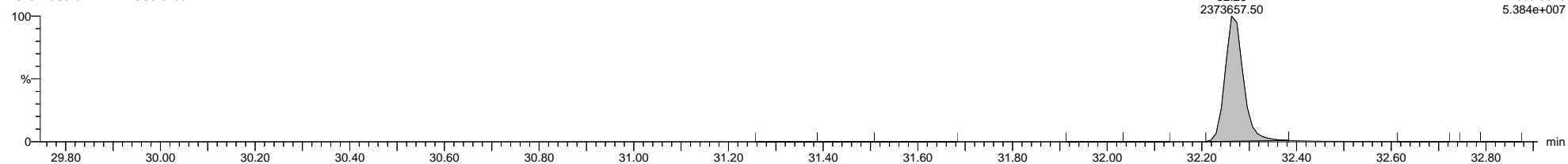
Printed: Monday, April 26, 2021 15:56:04 Eastern Daylight Time

Name: 7-210419A06, Date: 19-Apr-2021, Time: 14:26:25, ID: H7-21-CS5-0199, Description: 1613B-CS5-012, Vial: Tray1:8

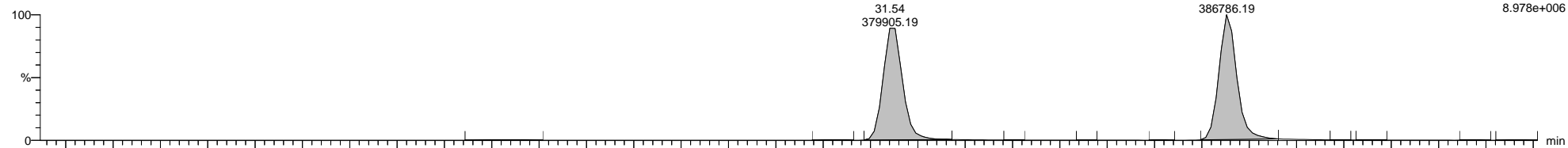
7-210419A06 Smooth(SG,1x1)  
1613B-CS5-012 H7-21-CS5-0199



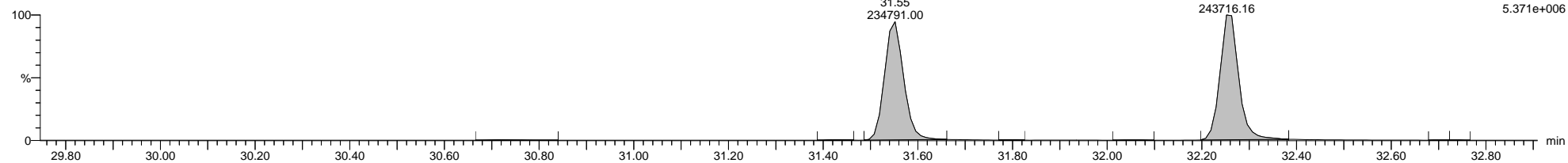
7-210419A06 Smooth(SG,1x1)  
1613B-CS5-012 H7-21-CS5-0199



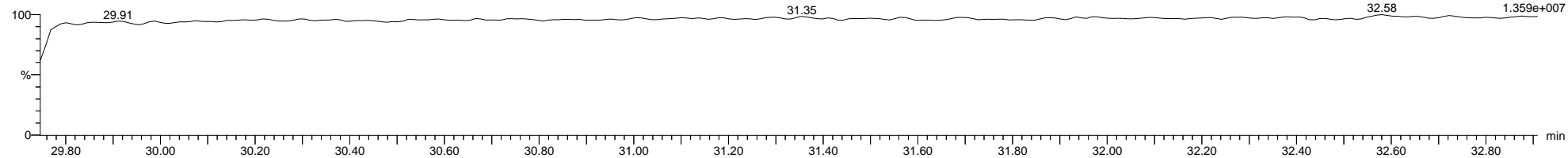
7-210419A06 Smooth(SG,1x1)  
1613B-CS5-012 H7-21-CS5-0199



7-210419A06 Smooth(SG,1x1)  
1613B-CS5-012 H7-21-CS5-0199



7-210419A06 Smooth(SG,1x1)  
1613B-CS5-012 H7-21-CS5-0199

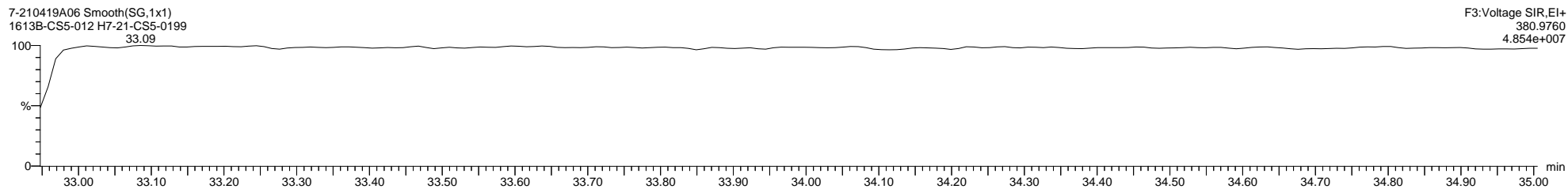
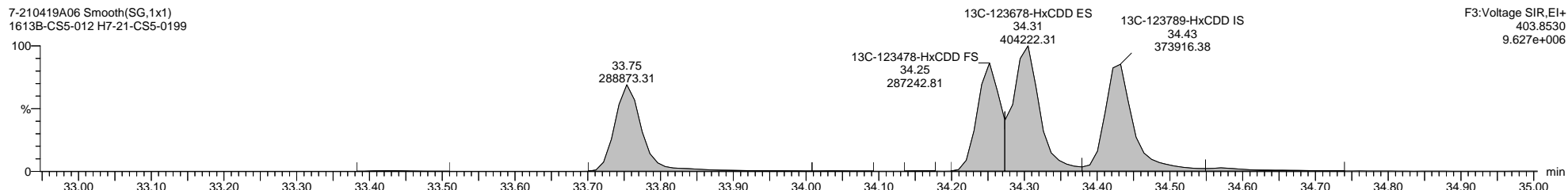

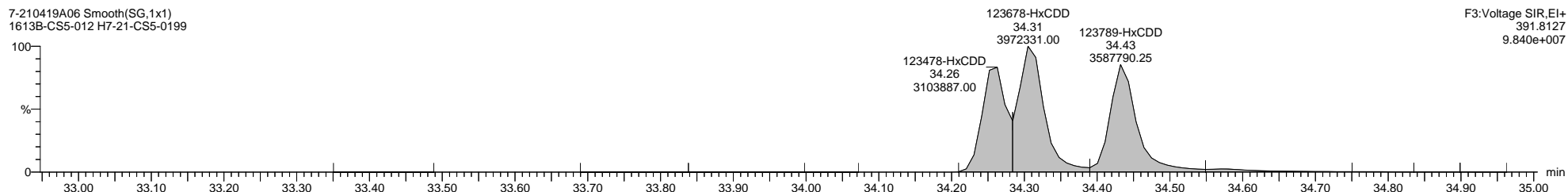



Dataset: I:\Organics Instrument\HIGHRES GCMS Completed Results Files\HR-7\7-210419A-M23-ICAL.qld

Last Altered: Monday, April 26, 2021 15:55:14 Eastern Daylight Time

Printed: Monday, April 26, 2021 15:56:04 Eastern Daylight Time

Name: 7-210419A06, Date: 19-Apr-2021, Time: 14:26:25, ID: H7-21-CS5-0199, Description: 1613B-CS5-012, Vial: Tray1:8

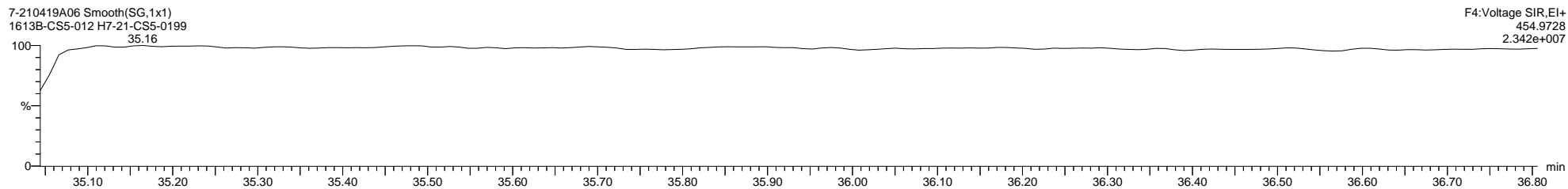
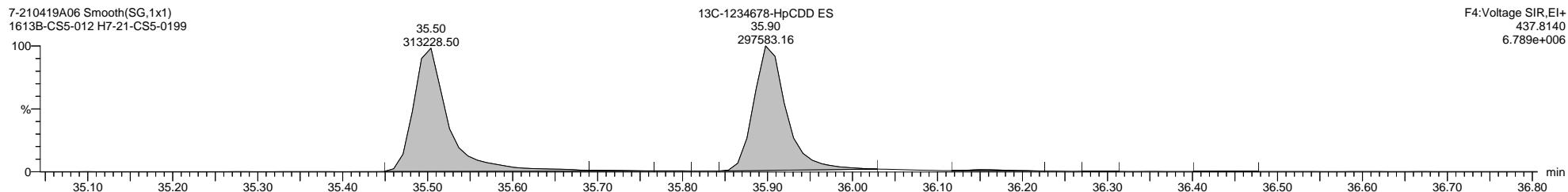
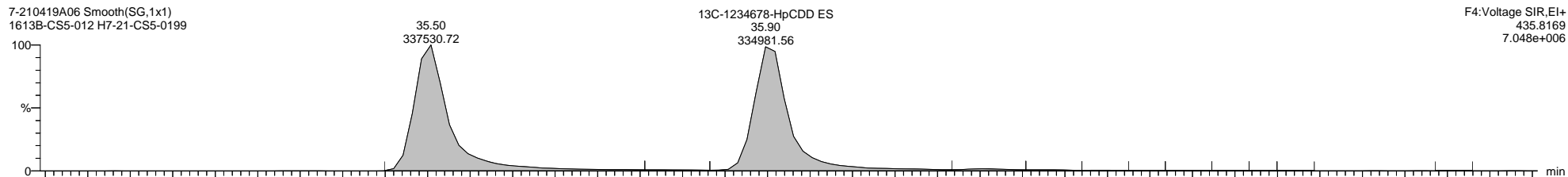
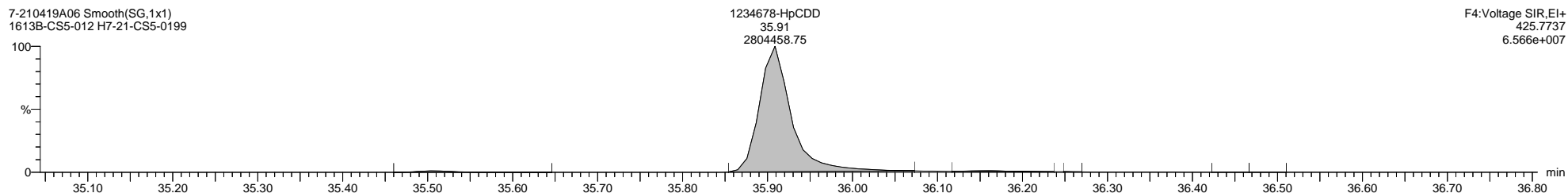
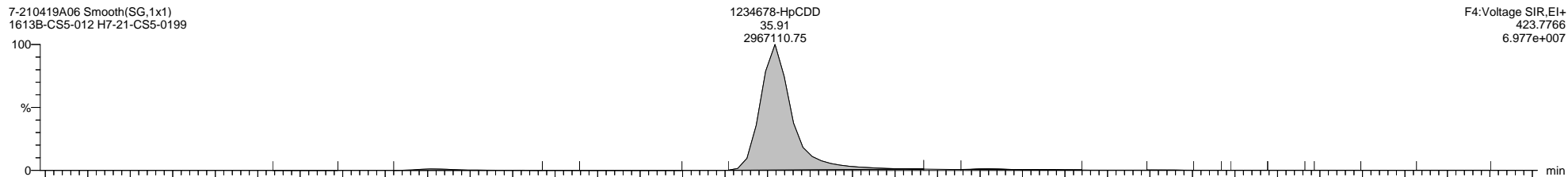


Dataset: I:\Organics Instrument\HIGHRES GCMS Completed Results Files\HR-7\7-210419A-M23-ICAL.qld

Last Altered: Monday, April 26, 2021 15:55:14 Eastern Daylight Time

Printed: Monday, April 26, 2021 15:56:04 Eastern Daylight Time

Name: 7-210419A06, Date: 19-Apr-2021, Time: 14:26:25, ID: H7-21-CS5-0199, Description: 1613B-CS5-012, Vial: Tray1:8

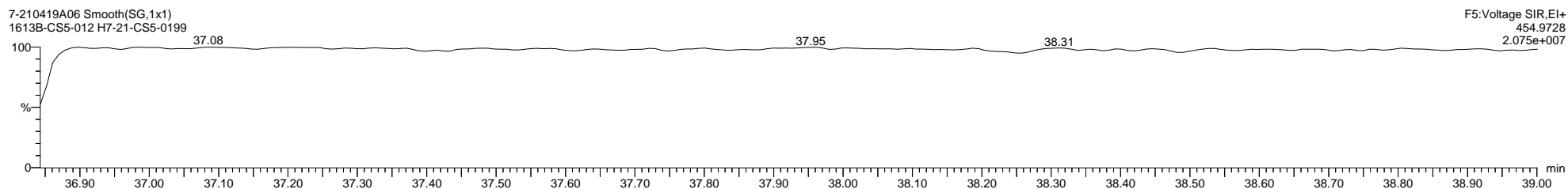
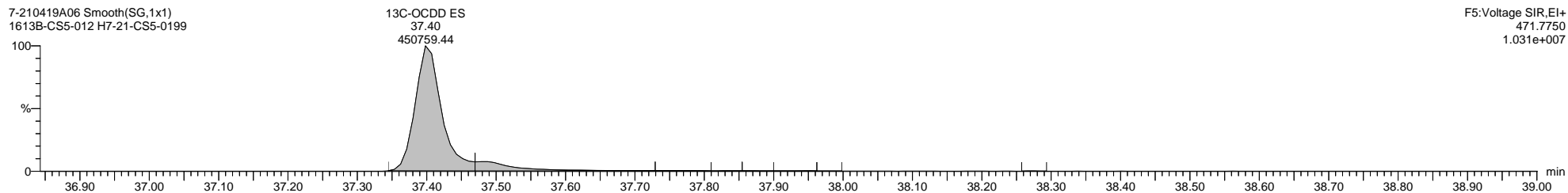

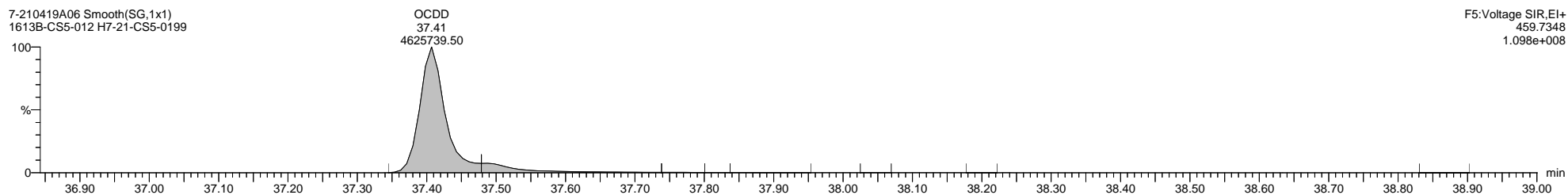



Dataset: I:\Organics Instrument\HIGHRES GCMS Completed Results Files\HR-7\7-210419A-M23-ICAL.qld

Last Altered: Monday, April 26, 2021 15:55:14 Eastern Daylight Time

Printed: Monday, April 26, 2021 15:56:04 Eastern Daylight Time

Name: 7-210419A06, Date: 19-Apr-2021, Time: 14:26:25, ID: H7-21-CS5-0199, Description: 1613B-CS5-012, Vial: Tray1:8



Quantify Sample Template Report

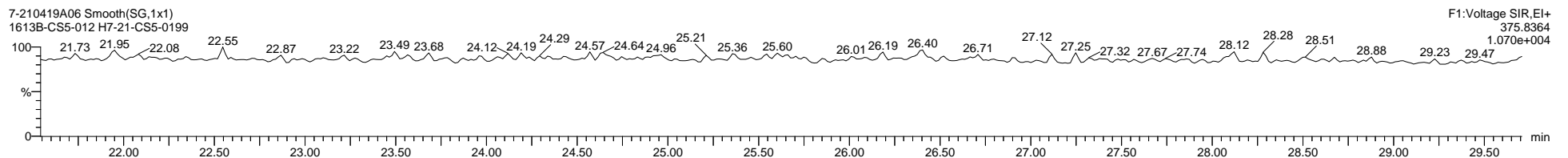
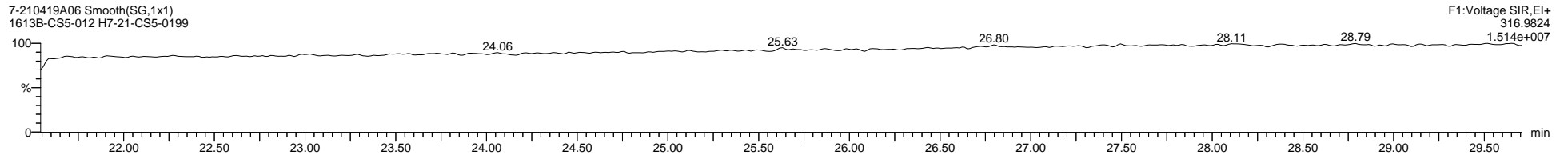
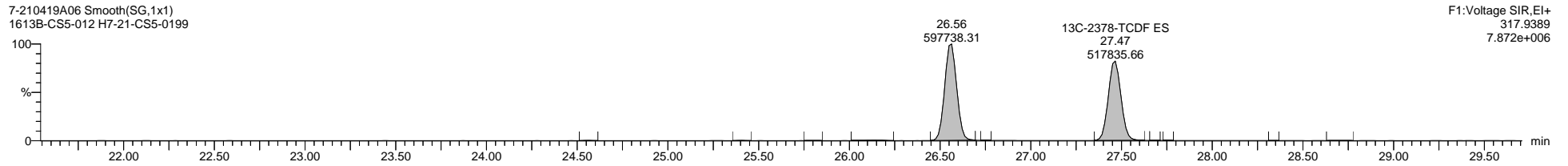

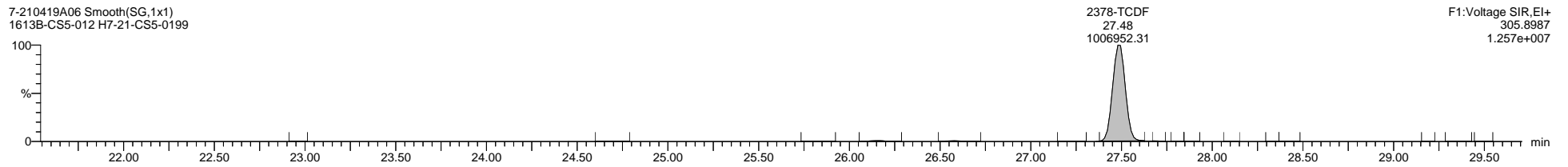

MassLynx MassLynx V4.1 SCN 901

Dataset: I:\Organics Instrument\HIGHRES GCMS Completed Results Files\HR-7\7-210419A-M23-ICAL.qld

Last Altered: Monday, April 26, 2021 15:55:14 Eastern Daylight Time

Printed: Monday, April 26, 2021 15:56:04 Eastern Daylight Time

Name: 7-210419A06, Date: 19-Apr-2021, Time: 14:26:25, ID: H7-21-CS5-0199, Description: 1613B-CS5-012, Vial: Tray1:8



Quantify Sample Template Report

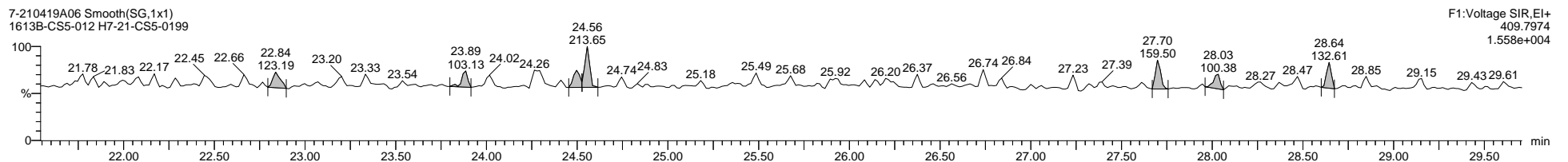
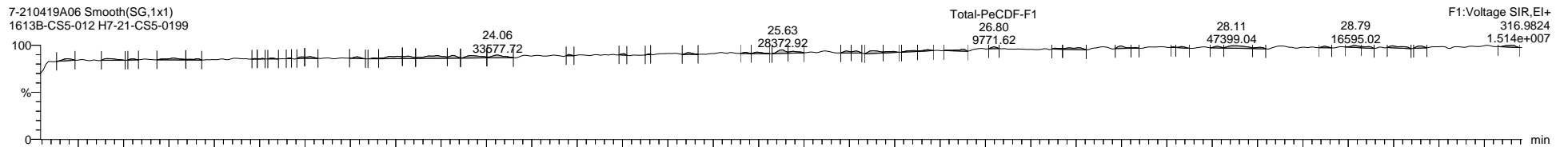
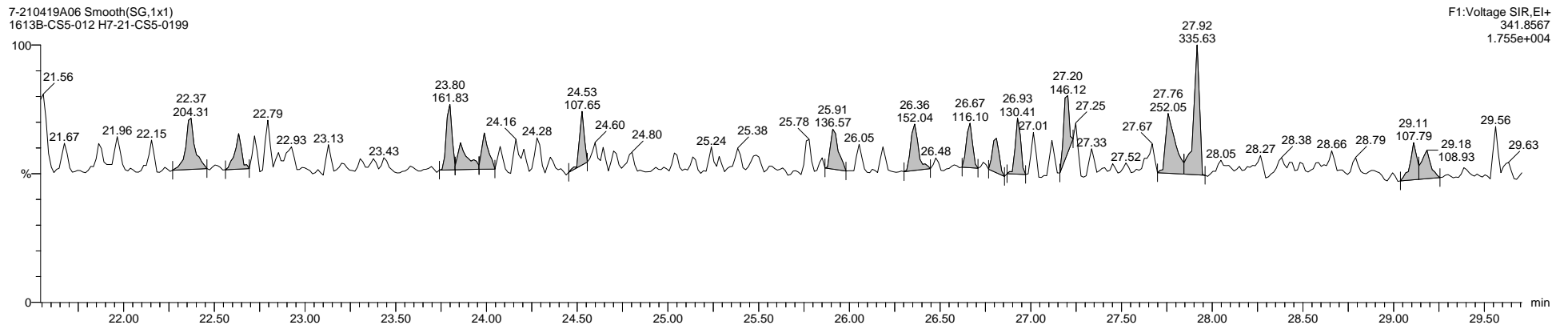
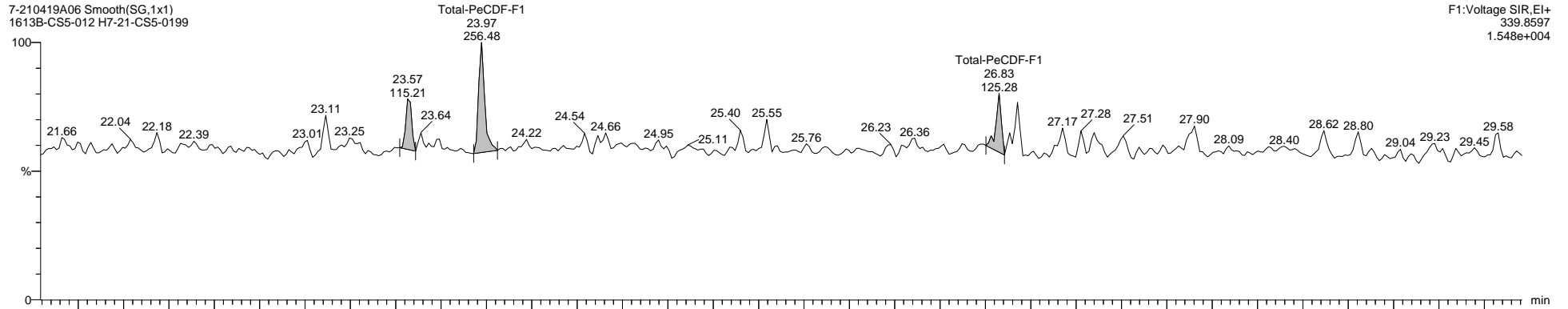
MassLynx MassLynx V4.1 SCN 901

Dataset: I:\Organics Instrument\HIGHRES GCMS Completed Results Files\HR-7\7-210419A-M23-ICAL.qld

Last Altered: Monday, April 26, 2021 15:55:14 Eastern Daylight Time

Printed: Monday, April 26, 2021 15:56:04 Eastern Daylight Time

Name: 7-210419A06, Date: 19-Apr-2021, Time: 14:26:25, ID: H7-21-CS5-0199, Description: 1613B-CS5-012, Vial: Tray1:8



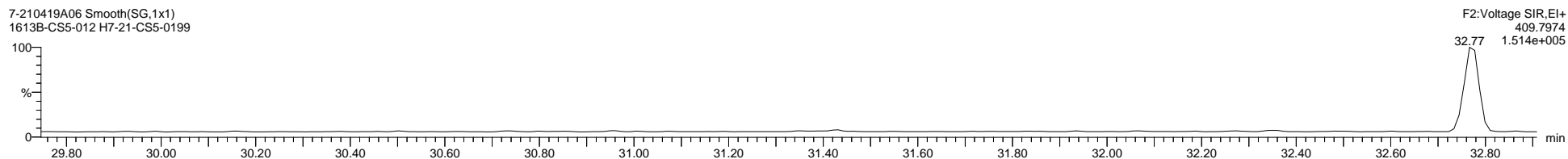
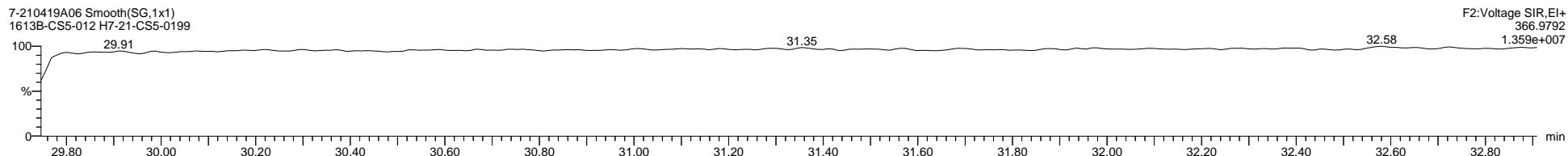
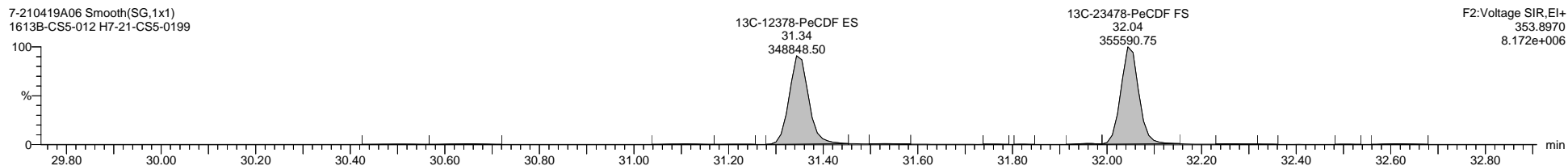
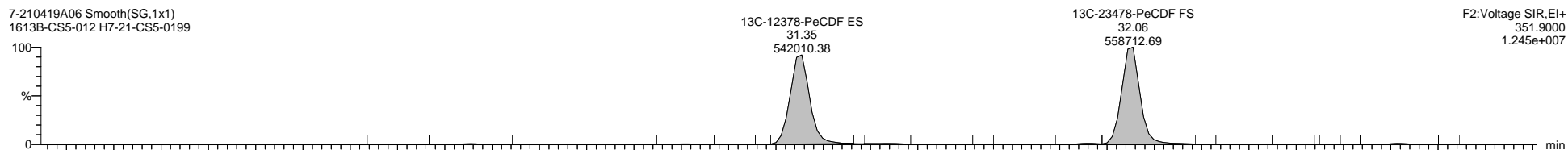
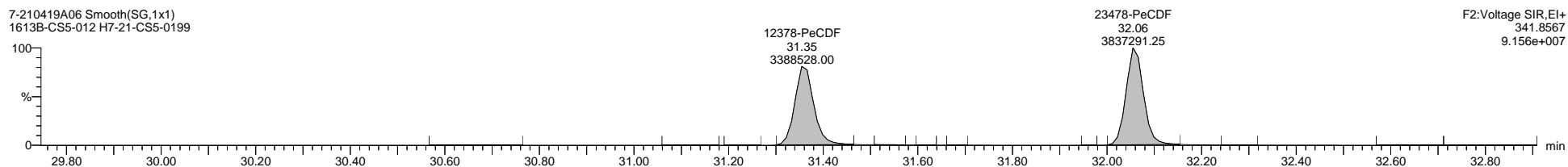
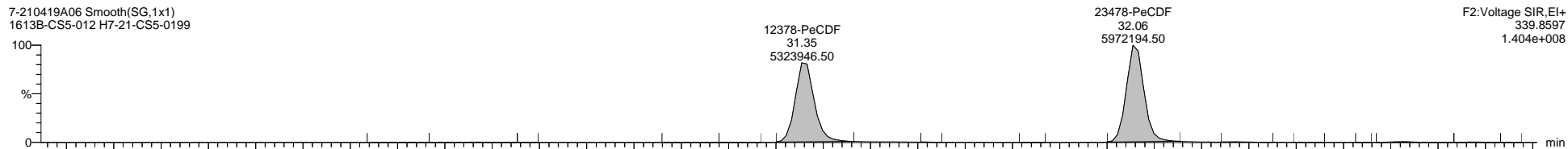


Dataset: I:\Organics Instrument\HIGHRES GCMS Completed Results Files\HR-7\7-210419A-M23-ICAL.qld

Last Altered: Monday, April 26, 2021 15:55:14 Eastern Daylight Time

Printed: Monday, April 26, 2021 15:56:04 Eastern Daylight Time

Name: 7-210419A06, Date: 19-Apr-2021, Time: 14:26:25, ID: H7-21-CS5-0199, Description: 1613B-CS5-012, Vial: Tray1:8

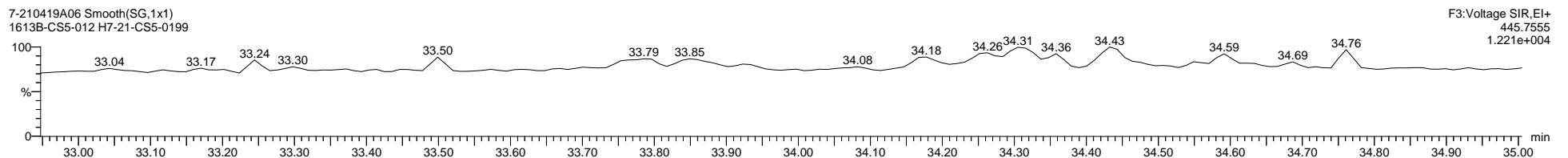
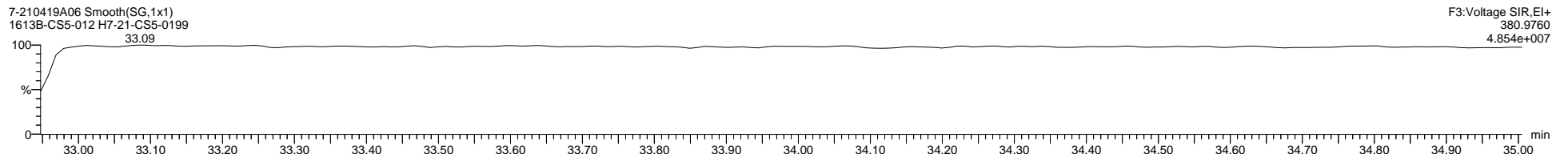
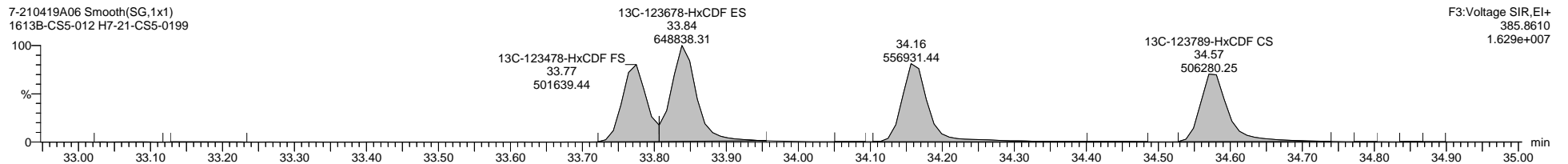
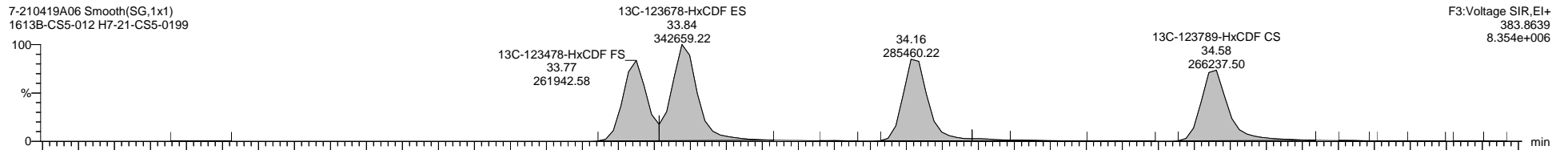
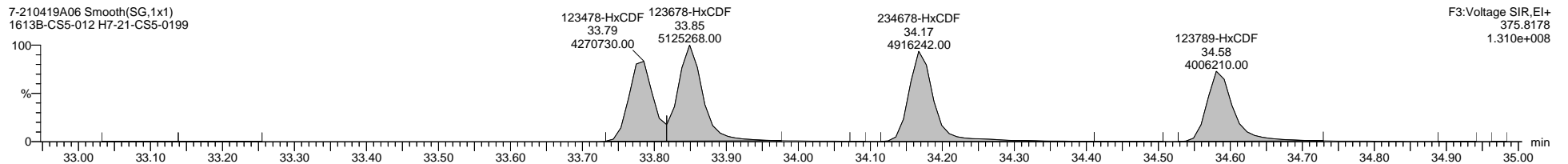
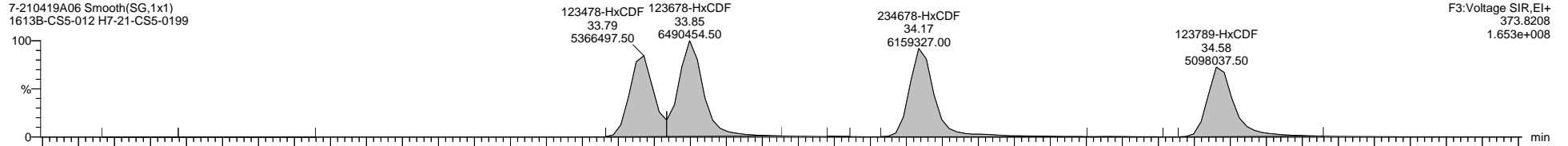


Dataset: I:\Organics Instrument\HIGHRES GCMS Completed Results Files\HR-7\7-210419A-M23-ICAL.qld

Last Altered: Monday, April 26, 2021 15:55:14 Eastern Daylight Time

Printed: Monday, April 26, 2021 15:56:04 Eastern Daylight Time

Name: 7-210419A06, Date: 19-Apr-2021, Time: 14:26:25, ID: H7-21-CS5-0199, Description: 1613B-CS5-012, Vial: Tray1:8

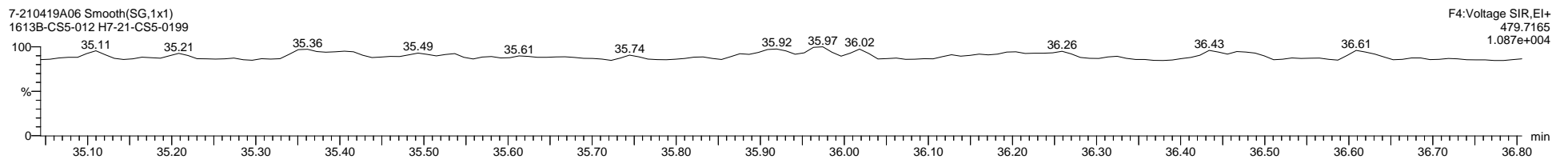
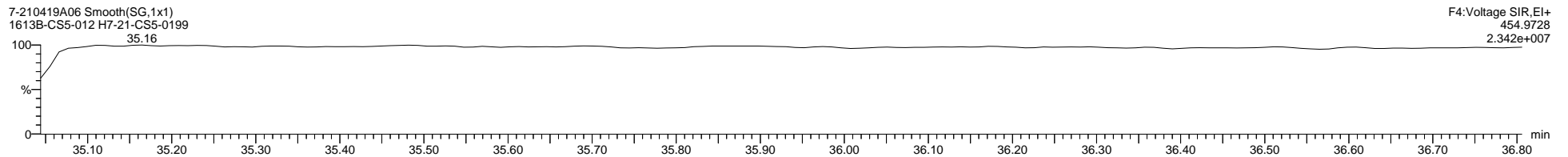
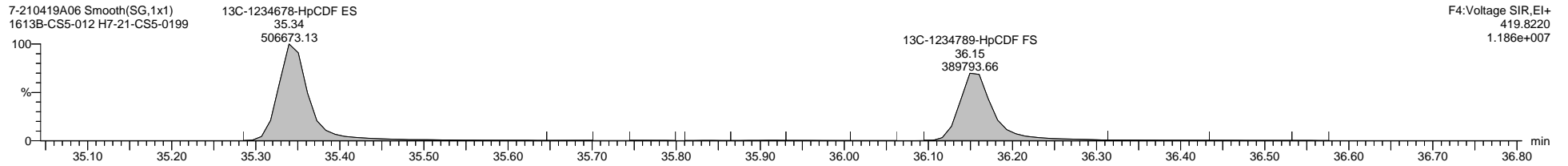
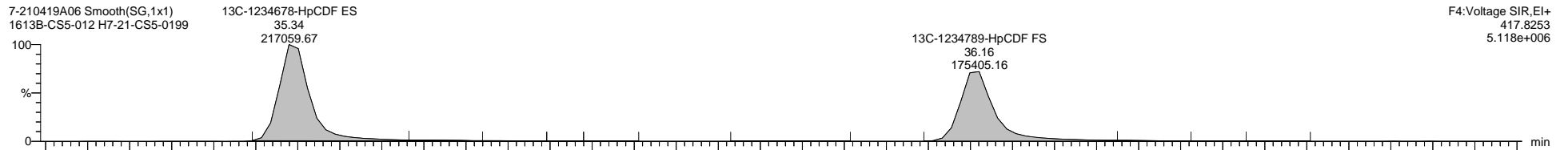
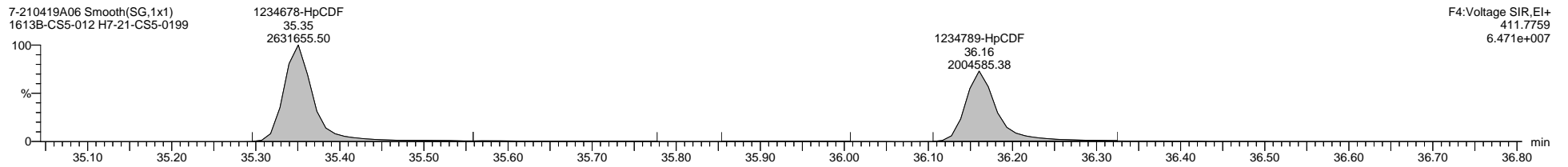
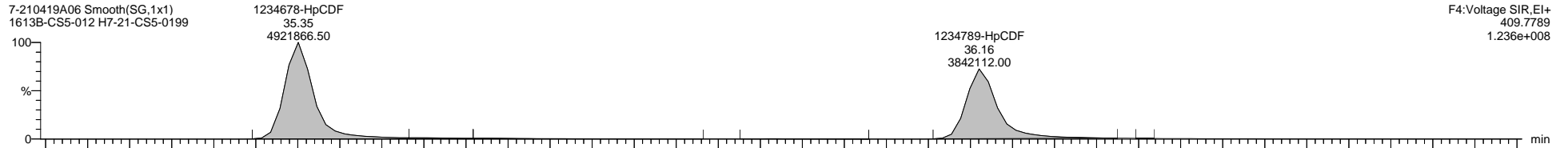


Dataset: I:\Organics Instrument\HIGHRES GCMS Completed Results Files\HR-7\7-210419A-M23-ICAL.qld

Last Altered: Monday, April 26, 2021 15:55:14 Eastern Daylight Time

Printed: Monday, April 26, 2021 15:56:04 Eastern Daylight Time

Name: 7-210419A06, Date: 19-Apr-2021, Time: 14:26:25, ID: H7-21-CS5-0199, Description: 1613B-CS5-012, Vial: Tray1:8



Quantify Sample Template Report

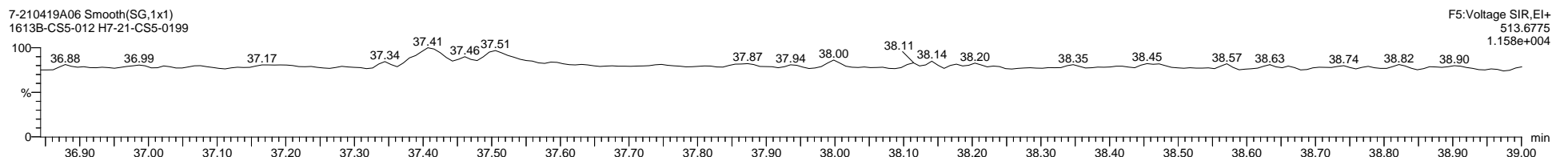
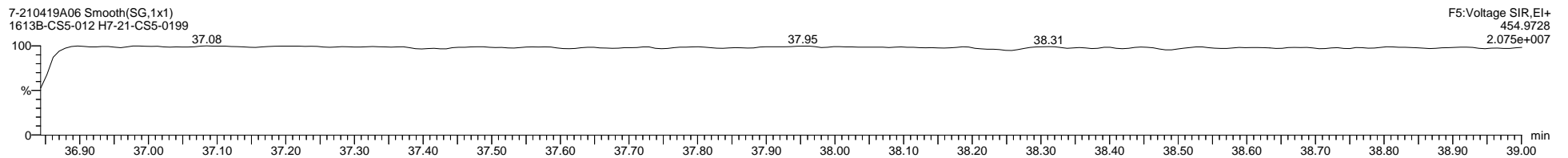
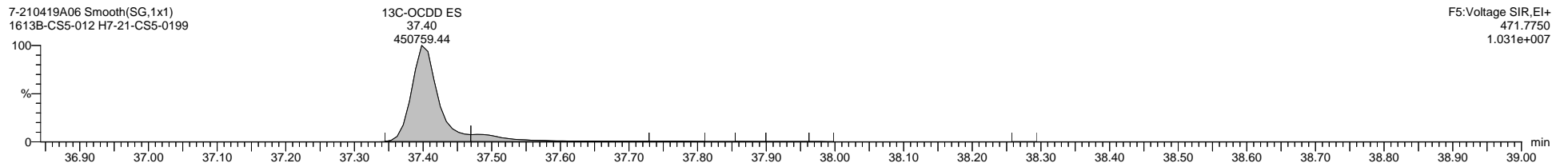

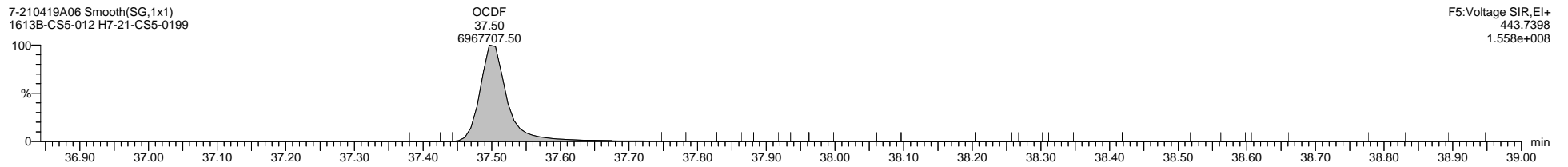

MassLynx MassLynx V4.1 SCN 901

Dataset: I:\Organics Instrument\HIGHRES GCMS Completed Results Files\HR-7\7-210419A-M23-ICAL.qld

Last Altered: Monday, April 26, 2021 15:55:14 Eastern Daylight Time

Printed: Monday, April 26, 2021 15:56:04 Eastern Daylight Time

Name: 7-210419A06, Date: 19-Apr-2021, Time: 14:26:25, ID: H7-21-CS5-0199, Description: 1613B-CS5-012, Vial: Tray1:8



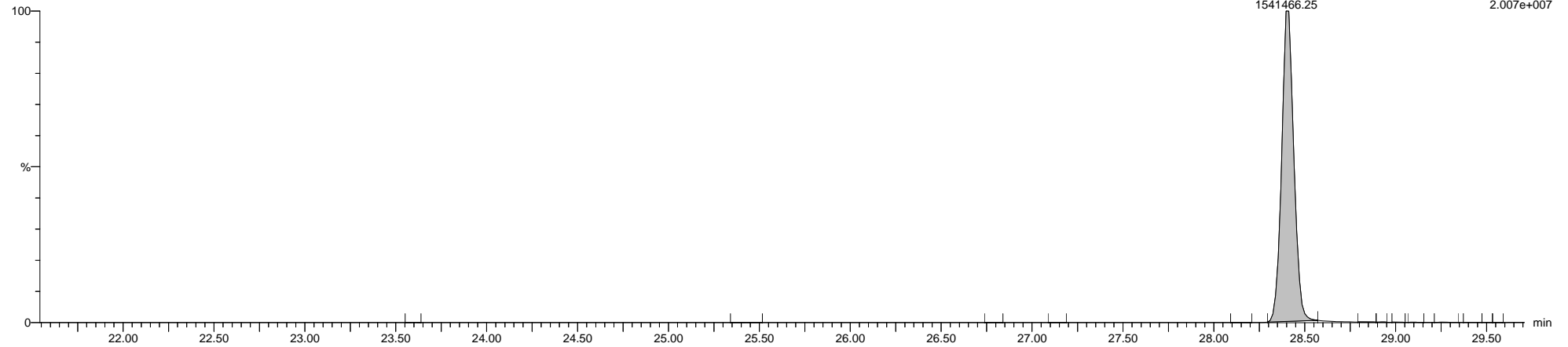
Dataset: I:\Organics Instrument\HIGHRES GCMS Completed Results Files\HR-7\7-210419A-M23-ICAL.qld

Last Altered: Monday, April 26, 2021 15:55:14 Eastern Daylight Time

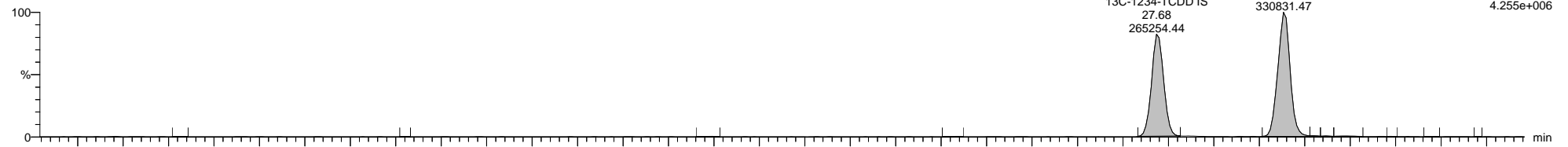
Printed: Monday, April 26, 2021 15:56:04 Eastern Daylight Time

Name: 7-210419A06, Date: 19-Apr-2021, Time: 14:26:25, ID: H7-21-CS5-0199, Description: 1613B-CS5-012, Vial: Tray1:8

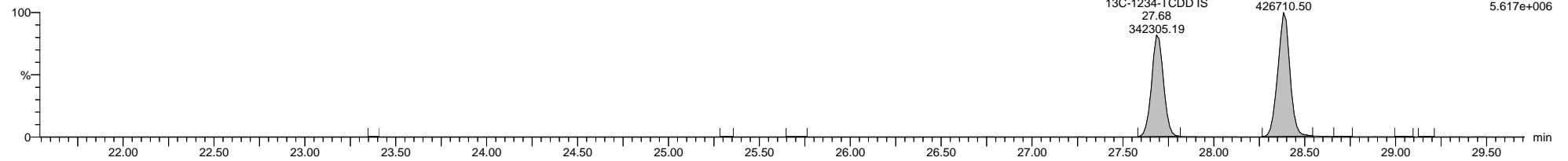
7-210419A06 Smooth(SG,1x1)  
1613B-CS5-012 H7-21-CS5-0199



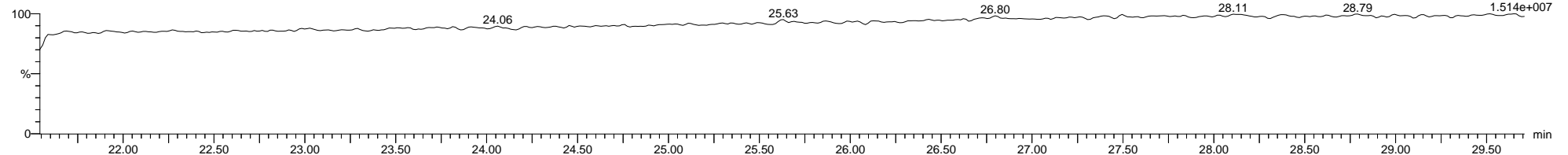
7-210419A06 Smooth(SG,1x1)  
1613B-CS5-012 H7-21-CS5-0199



7-210419A06 Smooth(SG,1x1)  
1613B-CS5-012 H7-21-CS5-0199



7-210419A06 Smooth(SG,1x1)  
1613B-CS5-012 H7-21-CS5-0199



Quantify Sample Template Report MassLynx MassLynx V4.1 SCN 901

Dataset: I:\Organics Instrument\HIGHRES GCMS Completed Results Files\HR-7\7-210419A-M23-ICAL-RS1.qld

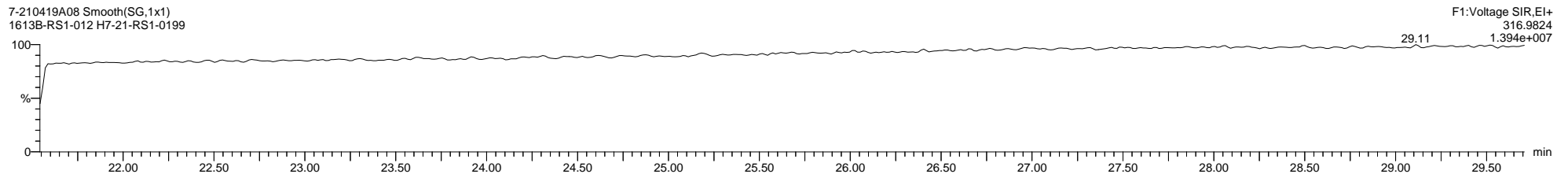
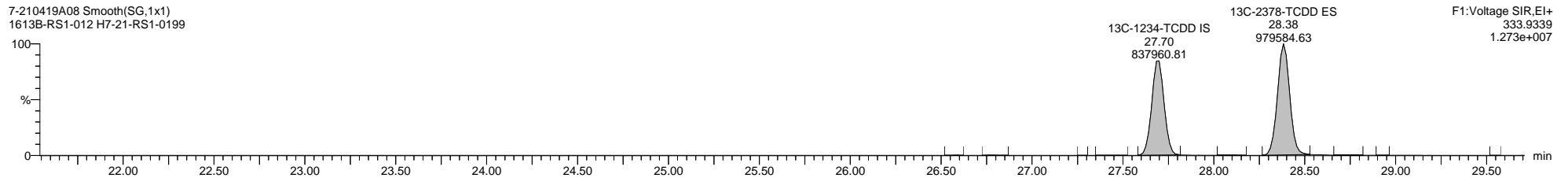
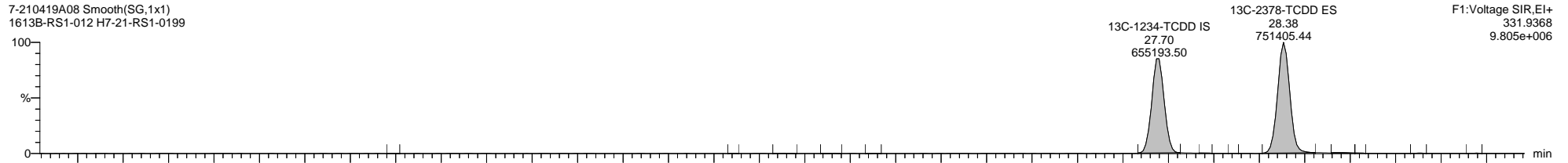
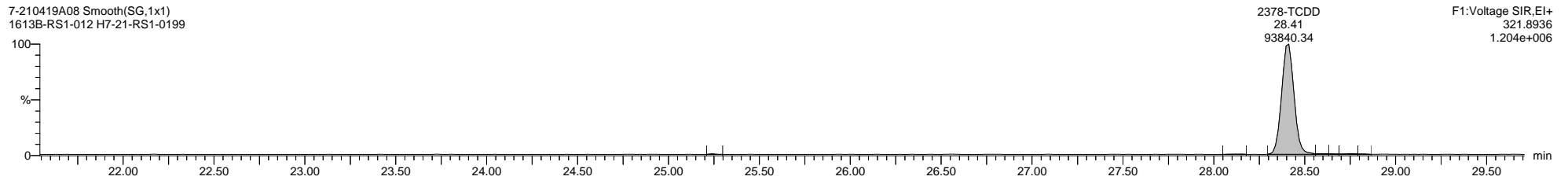
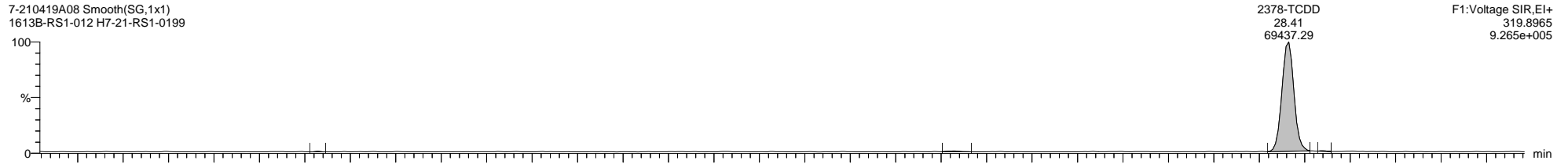
Last Altered: Wednesday, April 21, 2021 13:55:46 Eastern Daylight Time

Printed: Monday, April 26, 2021 16:01:34 Eastern Daylight Time

Method: C:\MassLynx\Dioxin.PRO\MethDB\Dioxin\_M23.mdb 21 Apr 2021 13:52:24

Calibration: C:\MassLynx\Dioxin.PRO\CurveDB\7-210419A-CAL5-M23.cdb 21 Apr 2021 13:52:54

Name: 7-210419A08, Date: 19-Apr-2021, Time: 15:50:44, ID: H7-21-RS1-0199, Description: 1613B-RS1-012, Vial: Tray1:10



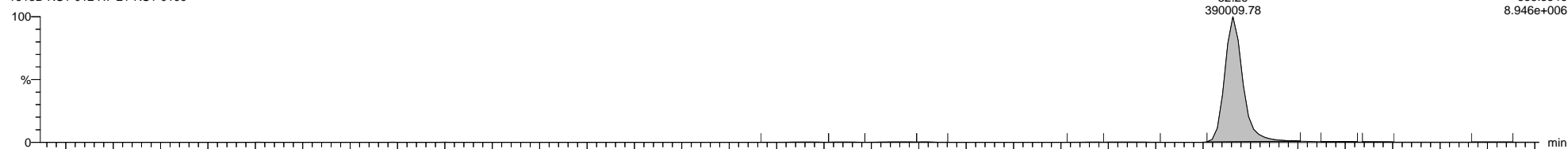
Dataset: I:\Organics Instrument\HIGHRES GCMS Completed Results Files\HR-7\7-210419A-M23-ICAL-RS1.qld

Last Altered: Wednesday, April 21, 2021 13:55:46 Eastern Daylight Time

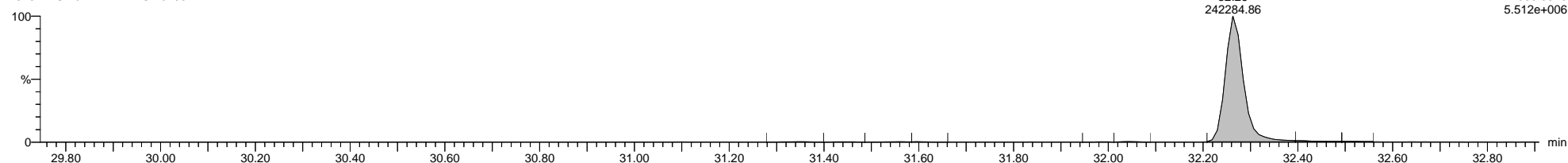
Printed: Monday, April 26, 2021 16:01:34 Eastern Daylight Time

Name: 7-210419A08, Date: 19-Apr-2021, Time: 15:50:44, ID: H7-21-RS1-0199, Description: 1613B-RS1-012, Vial: Tray1:10

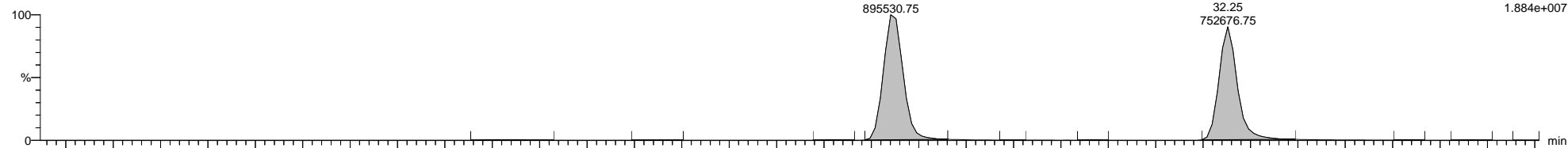
7-210419A08 Smooth(SG,1x1)  
1613B-RS1-012 H7-21-RS1-0199



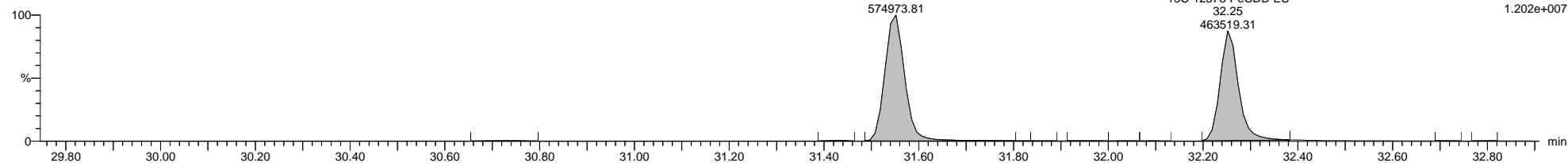
7-210419A08 Smooth(SG,1x1)  
1613B-RS1-012 H7-21-RS1-0199



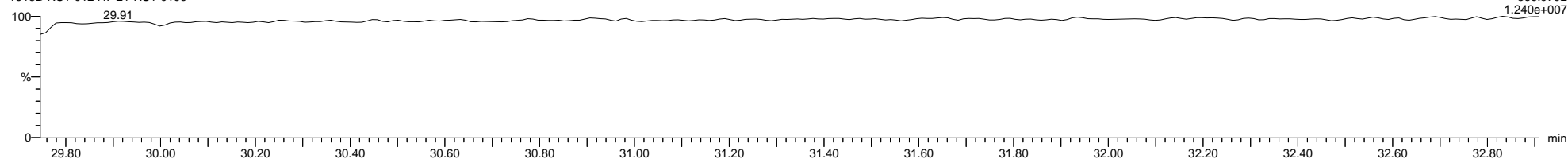
7-210419A08 Smooth(SG,1x1)  
1613B-RS1-012 H7-21-RS1-0199



7-210419A08 Smooth(SG,1x1)  
1613B-RS1-012 H7-21-RS1-0199



7-210419A08 Smooth(SG,1x1)  
1613B-RS1-012 H7-21-RS1-0199

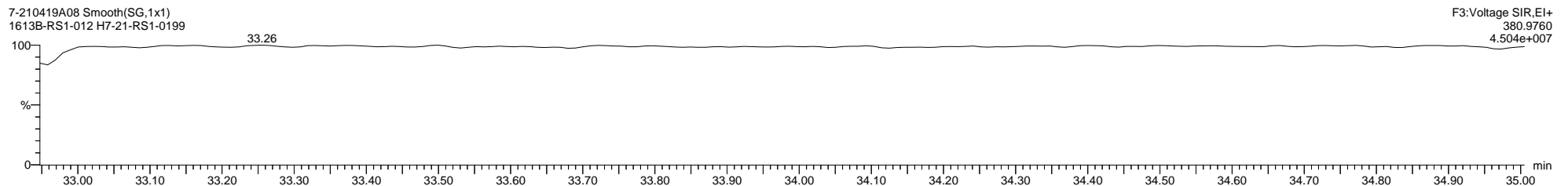
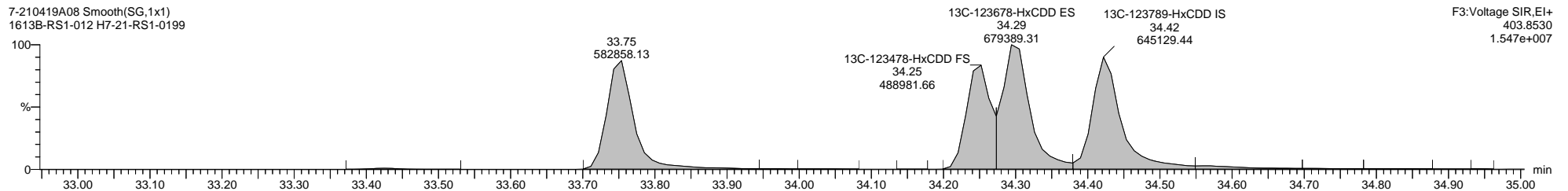
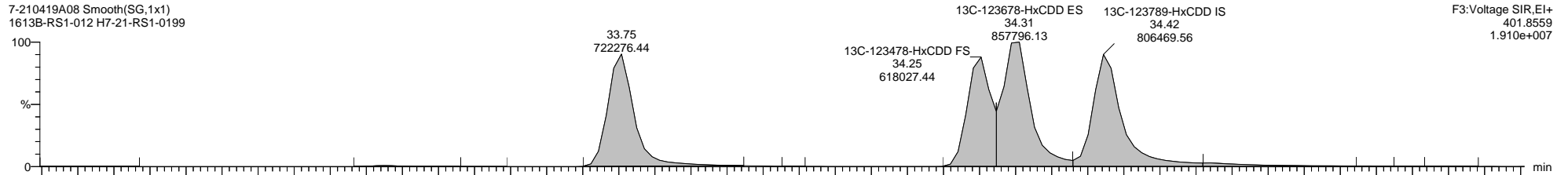
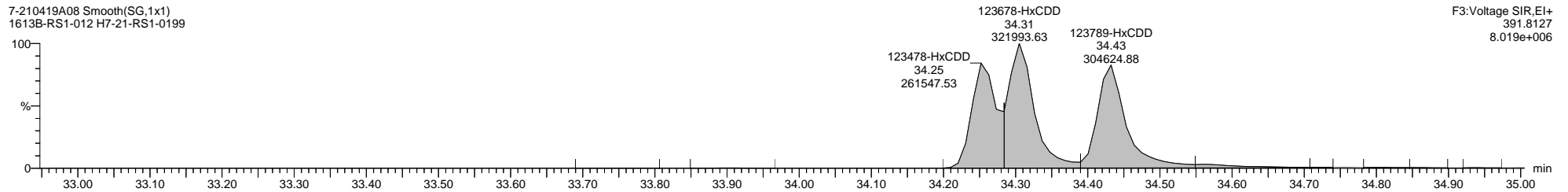



Dataset: I:\Organics Instrument\HIGHRES GCMS Completed Results Files\HR-7\7-210419A-M23-ICAL-RS1.qld

Last Altered: Wednesday, April 21, 2021 13:55:46 Eastern Daylight Time

Printed: Monday, April 26, 2021 16:01:34 Eastern Daylight Time

Name: 7-210419A08, Date: 19-Apr-2021, Time: 15:50:44, ID: H7-21-RS1-0199, Description: 1613B-RS1-012, Vial: Tray1:10



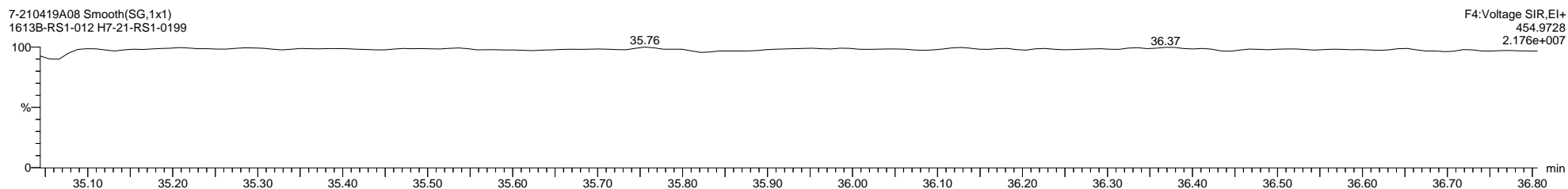
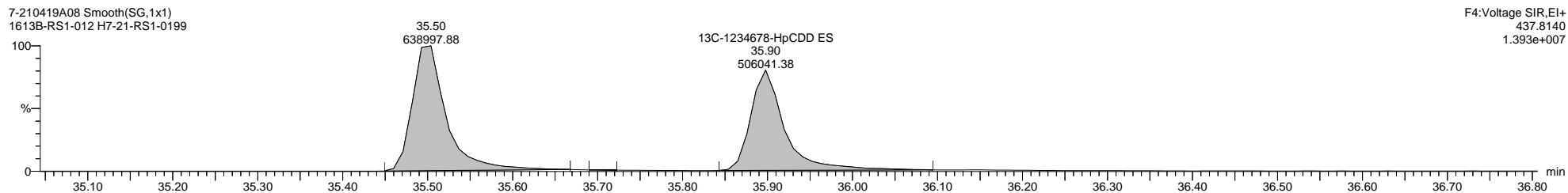
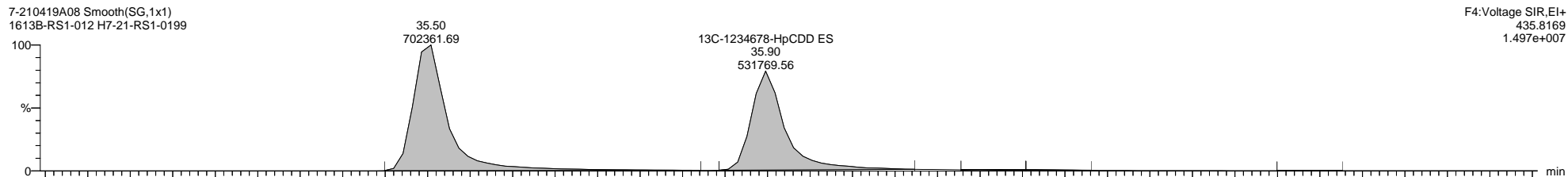
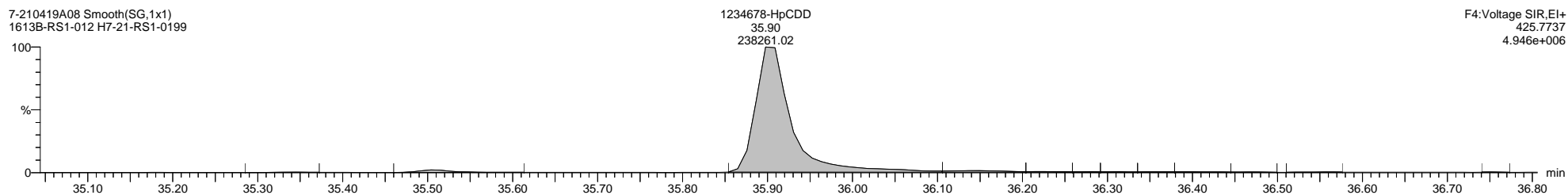
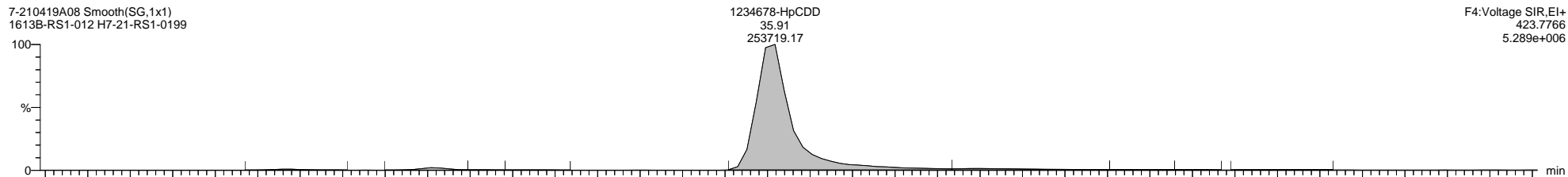


Dataset: I:\Organics Instrument\HIGHRES GCMS Completed Results Files\HR-7\7-210419A-M23-ICAL-RS1.qld

Last Altered: Wednesday, April 21, 2021 13:55:46 Eastern Daylight Time

Printed: Monday, April 26, 2021 16:01:34 Eastern Daylight Time

Name: 7-210419A08, Date: 19-Apr-2021, Time: 15:50:44, ID: H7-21-RS1-0199, Description: 1613B-RS1-012, Vial: Tray1:10

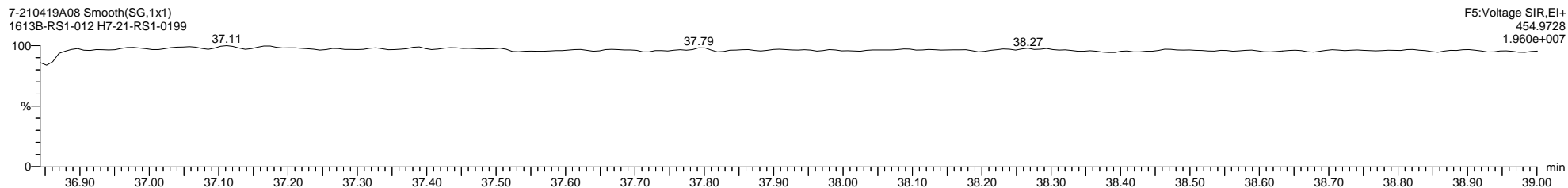
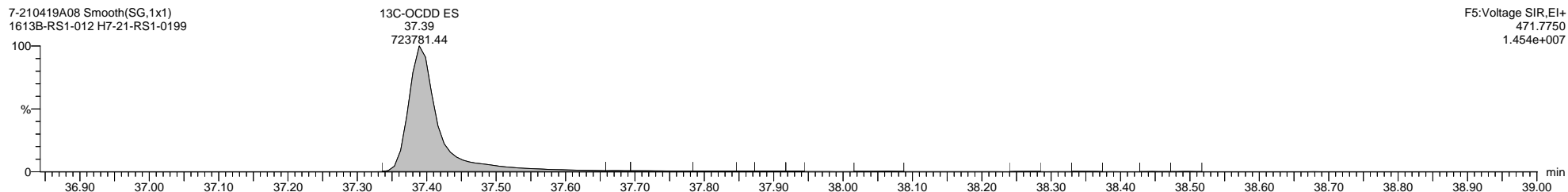

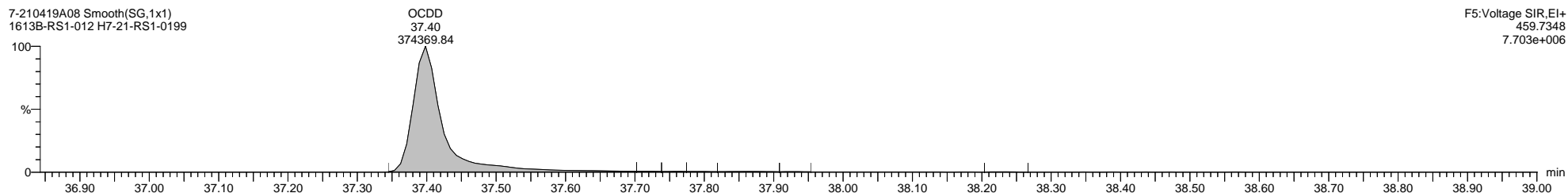



Dataset: I:\Organics Instrument\HIGHRES GCMS Completed Results Files\HR-7\7-210419A-M23-ICAL-RS1.qld

Last Altered: Wednesday, April 21, 2021 13:55:46 Eastern Daylight Time

Printed: Monday, April 26, 2021 16:01:34 Eastern Daylight Time

Name: 7-210419A08, Date: 19-Apr-2021, Time: 15:50:44, ID: H7-21-RS1-0199, Description: 1613B-RS1-012, Vial: Tray1:10

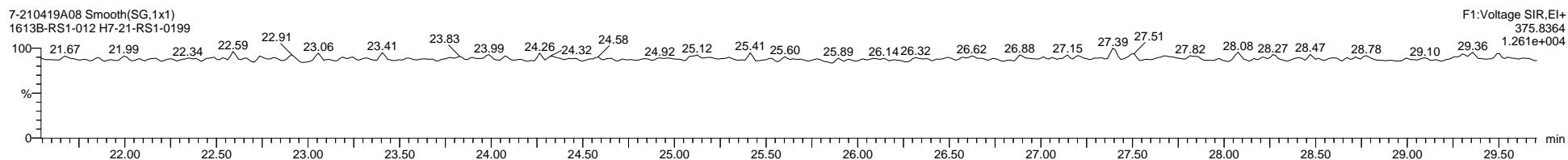
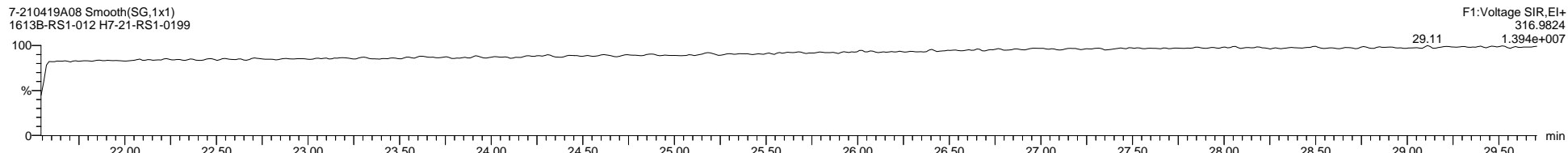
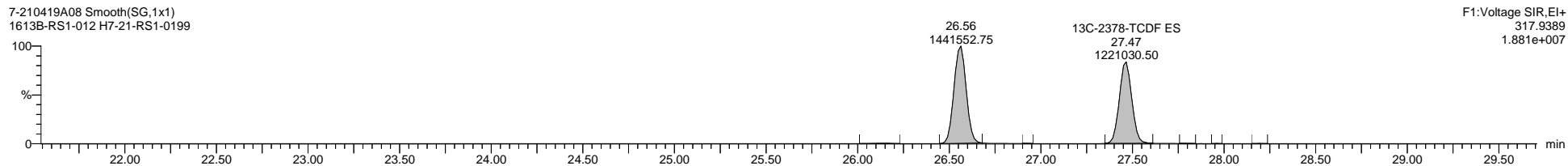
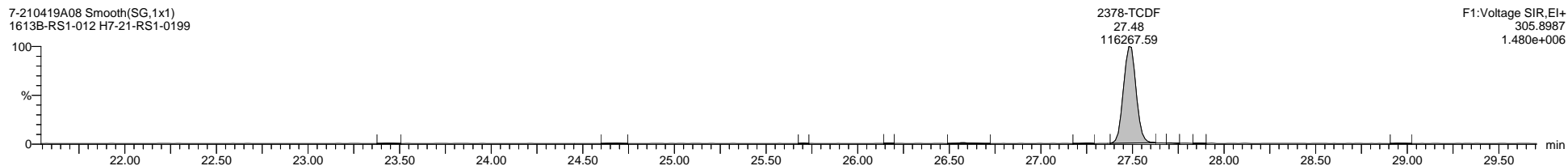


Dataset: I:\Organics Instrument\HIGHRES GCMS Completed Results Files\HR-7\7-210419A-M23-ICAL-RS1.qld

Last Altered: Wednesday, April 21, 2021 13:55:46 Eastern Daylight Time

Printed: Monday, April 26, 2021 16:01:34 Eastern Daylight Time

Name: 7-210419A08, Date: 19-Apr-2021, Time: 15:50:44, ID: H7-21-RS1-0199, Description: 1613B-RS1-012, Vial: Tray1:10



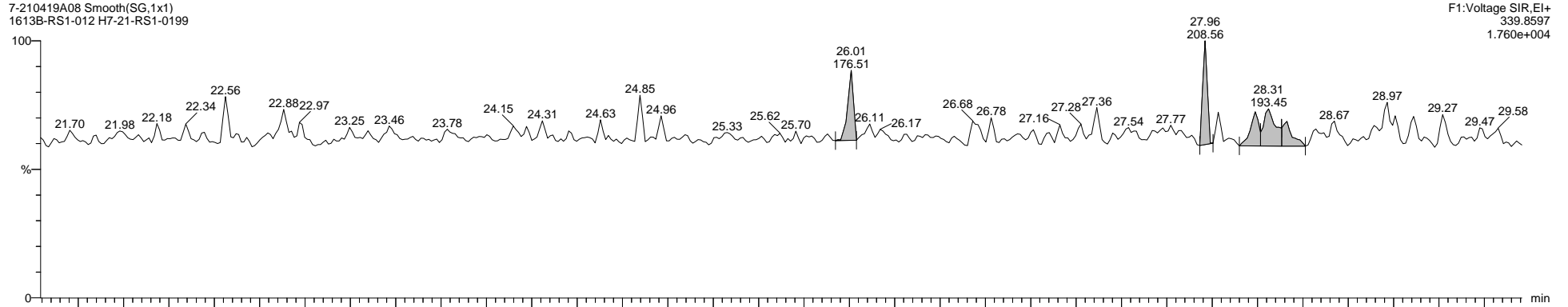
Dataset: I:\Organics Instrument\HIGHRES GCMS Completed Results Files\HR-7\7-210419A-M23-ICAL-RS1.qld

Last Altered: Wednesday, April 21, 2021 13:55:46 Eastern Daylight Time

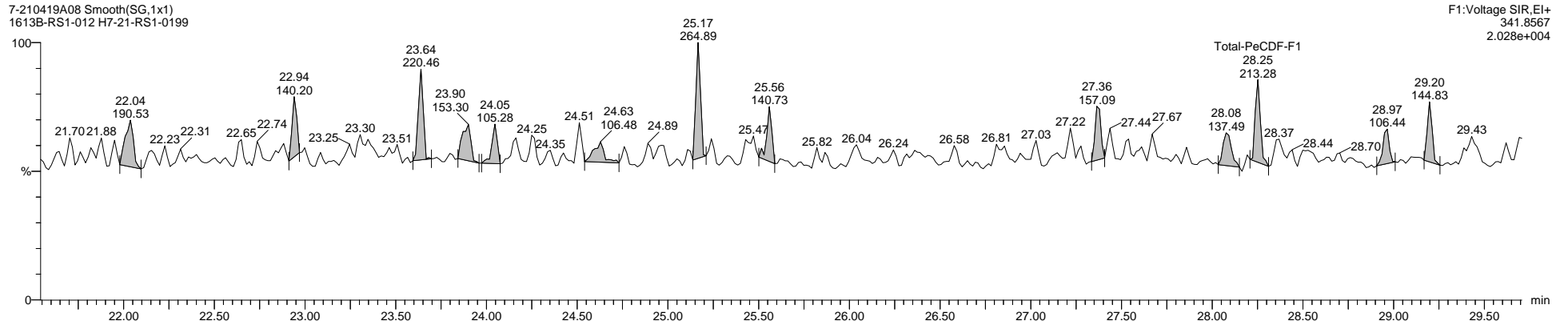
Printed: Monday, April 26, 2021 16:01:34 Eastern Daylight Time

Name: 7-210419A08, Date: 19-Apr-2021, Time: 15:50:44, ID: H7-21-RS1-0199, Description: 1613B-RS1-012, Vial: Tray1:10

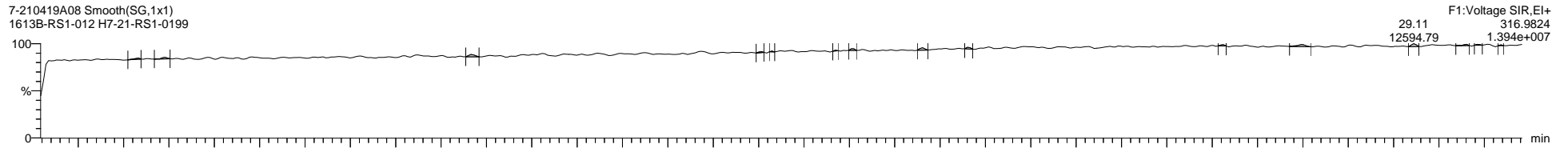
7-210419A08 Smooth(SG,1x1)  
1613B-RS1-012 H7-21-RS1-0199



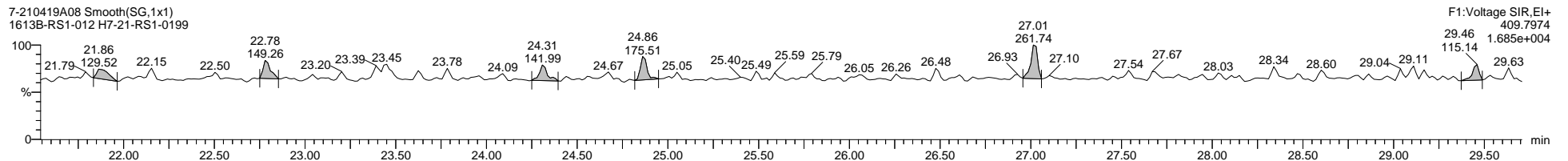
7-210419A08 Smooth(SG,1x1)  
1613B-RS1-012 H7-21-RS1-0199



7-210419A08 Smooth(SG,1x1)  
1613B-RS1-012 H7-21-RS1-0199



7-210419A08 Smooth(SG,1x1)  
1613B-RS1-012 H7-21-RS1-0199

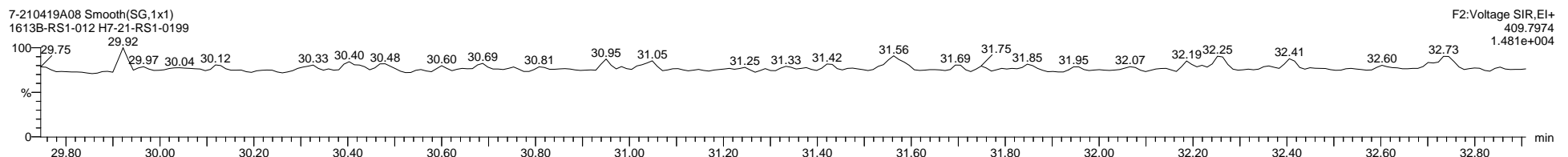
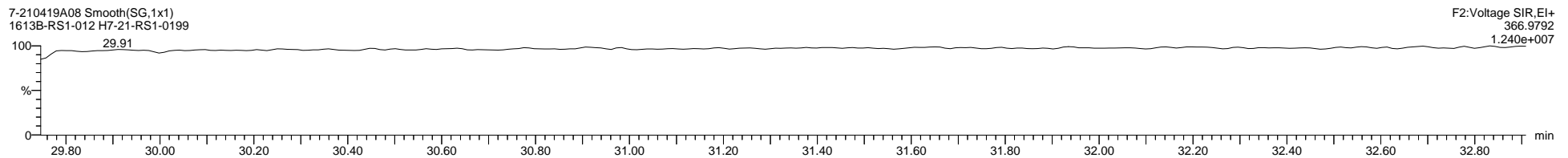
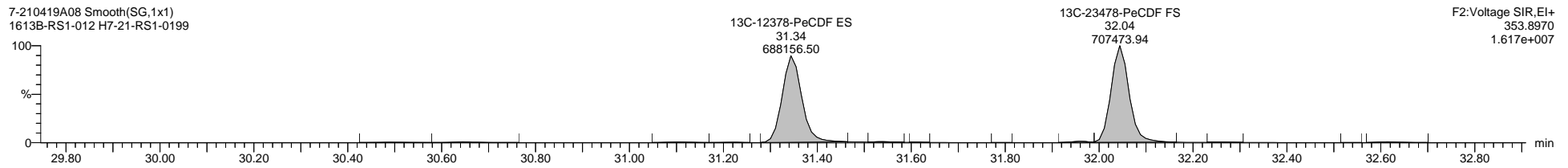
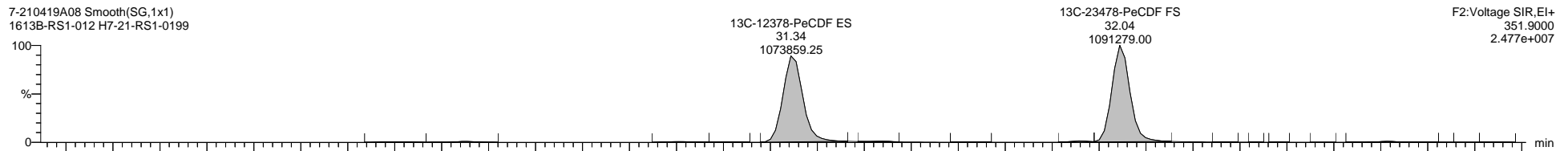
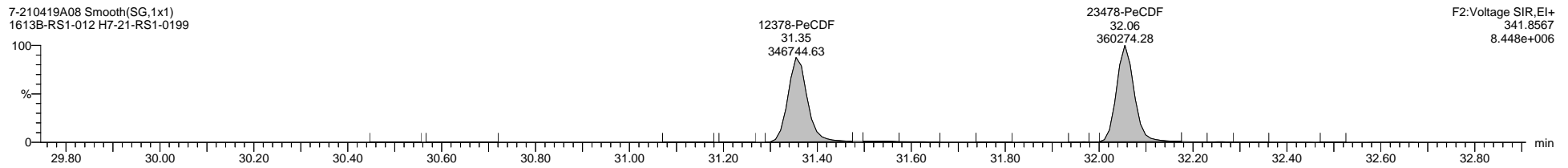
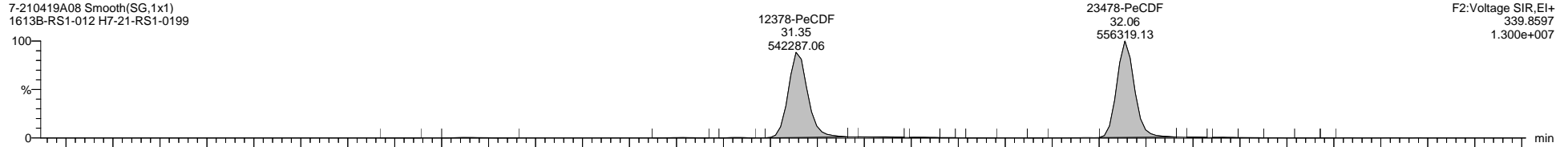


Dataset: I:\Organics Instrument\HIGHRES GCMS Completed Results Files\HR-7\7-210419A-M23-ICAL-RS1.qld

Last Altered: Wednesday, April 21, 2021 13:55:46 Eastern Daylight Time

Printed: Monday, April 26, 2021 16:01:34 Eastern Daylight Time

Name: 7-210419A08, Date: 19-Apr-2021, Time: 15:50:44, ID: H7-21-RS1-0199, Description: 1613B-RS1-012, Vial: Tray1:10

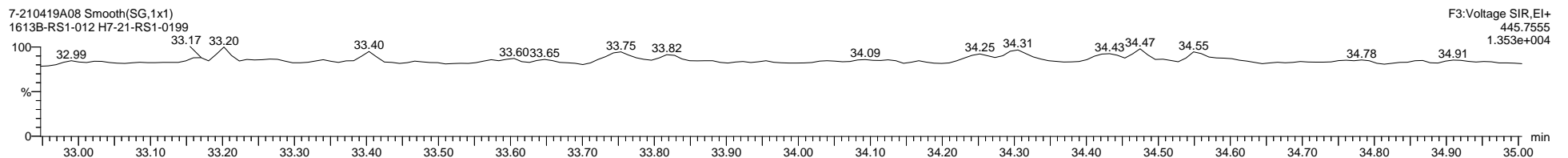
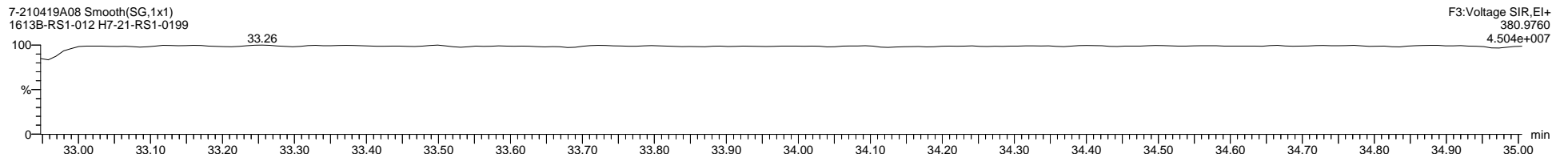
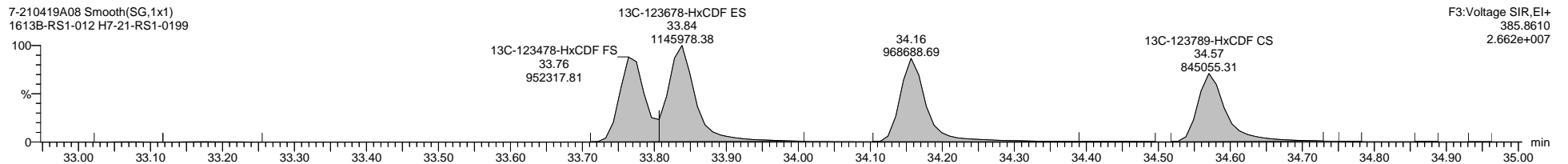
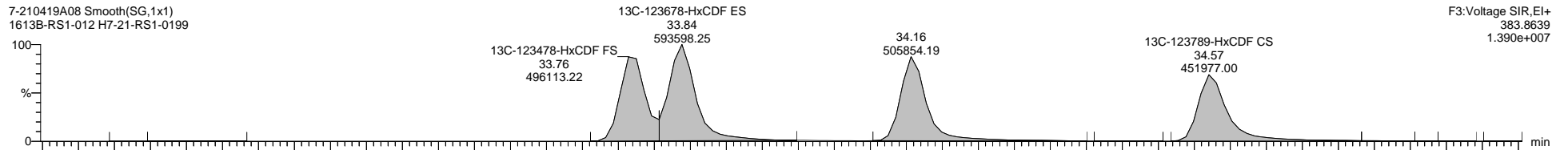
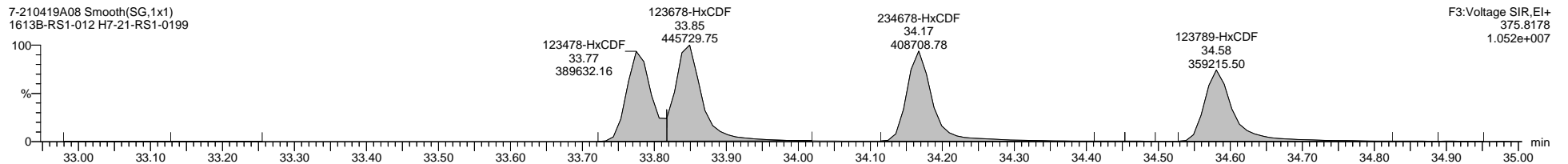
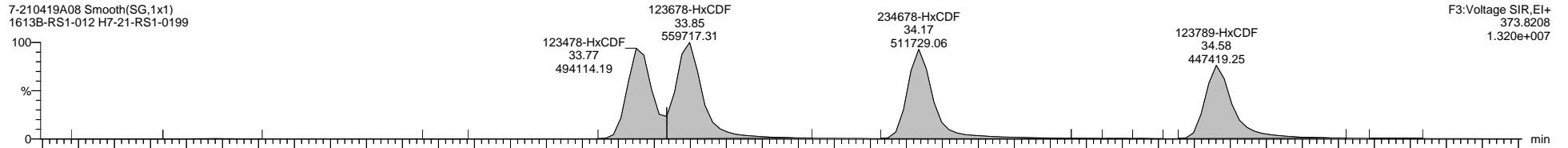


Dataset: I:\Organics Instrument\HIGHRES GCMS Completed Results Files\HR-7\7-210419A-M23-ICAL-RS1.qld

Last Altered: Wednesday, April 21, 2021 13:55:46 Eastern Daylight Time

Printed: Monday, April 26, 2021 16:01:34 Eastern Daylight Time

Name: 7-210419A08, Date: 19-Apr-2021, Time: 15:50:44, ID: H7-21-RS1-0199, Description: 1613B-RS1-012, Vial: Tray1:10



Quantify Sample Template Report

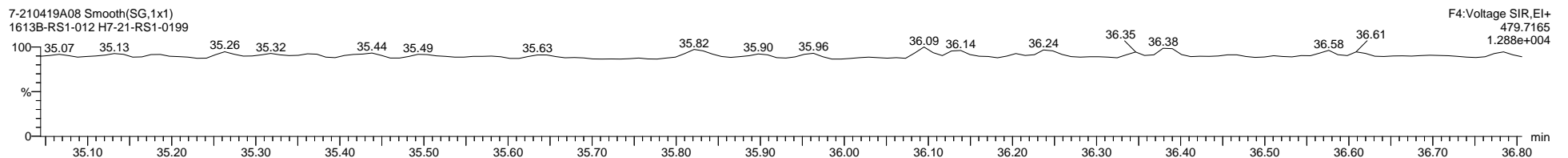
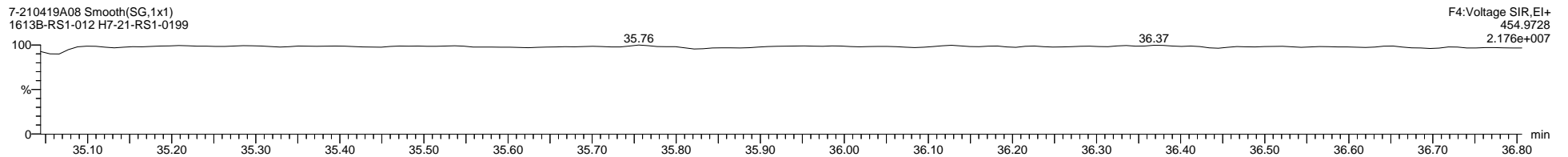
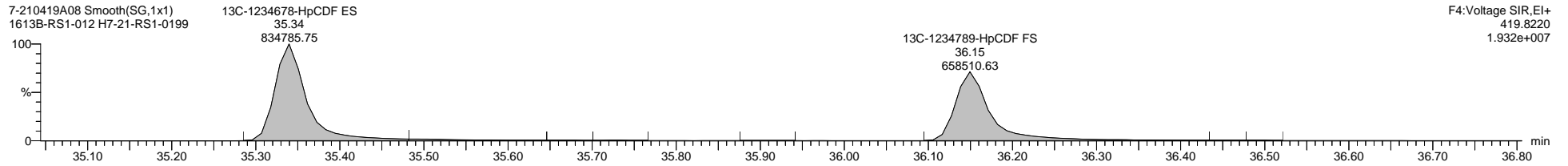
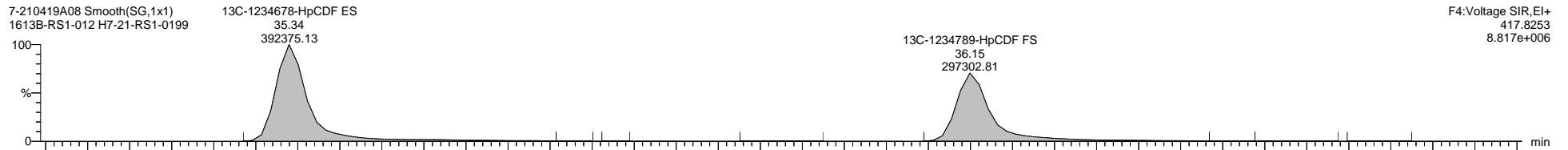
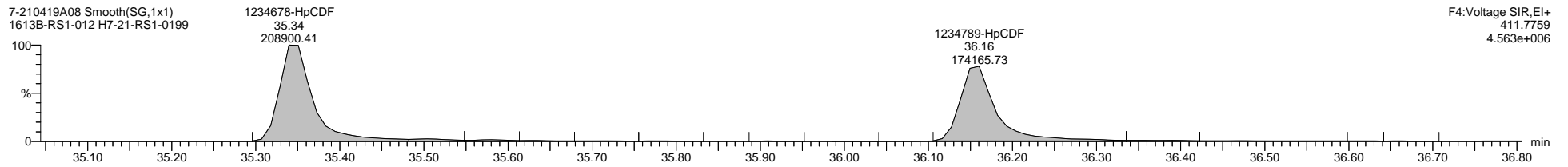
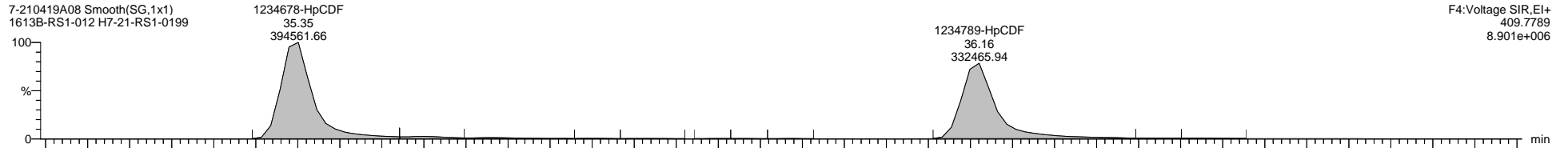
MassLynx MassLynx V4.1 SCN 901

Dataset: I:\Organics Instrument\HIGHRES GCMS Completed Results Files\HR-7\7-210419A-M23-ICAL-RS1.qld

Last Altered: Wednesday, April 21, 2021 13:55:46 Eastern Daylight Time

Printed: Monday, April 26, 2021 16:01:34 Eastern Daylight Time

Name: 7-210419A08, Date: 19-Apr-2021, Time: 15:50:44, ID: H7-21-RS1-0199, Description: 1613B-RS1-012, Vial: Tray1:10



Quantify Sample Template Report

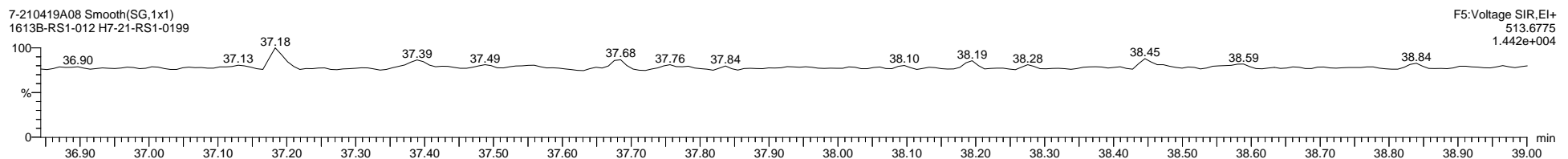
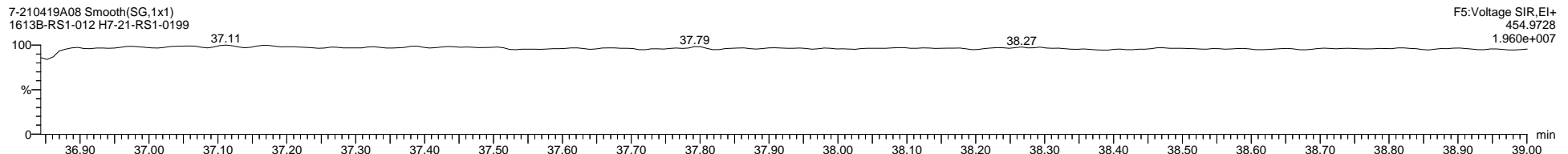
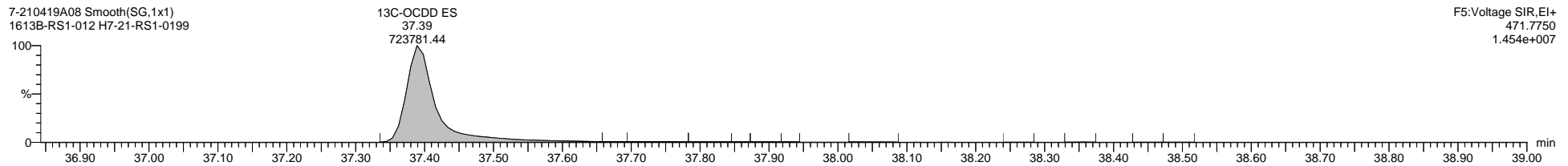

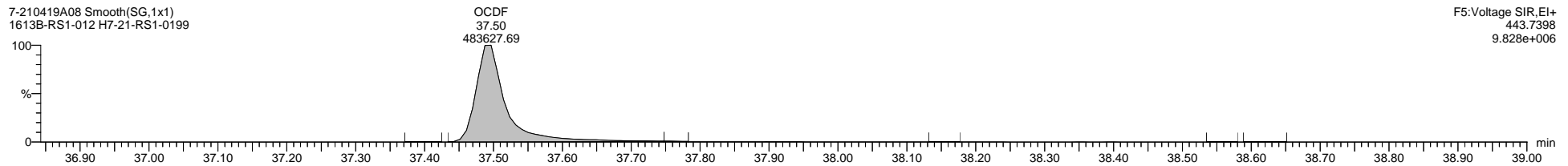

MassLynx MassLynx V4.1 SCN 901

Dataset: I:\Organics Instrument\HIGHRES GCMS Completed Results Files\HR-7\7-210419A-M23-ICAL-RS1.qld

Last Altered: Wednesday, April 21, 2021 13:55:46 Eastern Daylight Time

Printed: Monday, April 26, 2021 16:01:34 Eastern Daylight Time

Name: 7-210419A08, Date: 19-Apr-2021, Time: 15:50:44, ID: H7-21-RS1-0199, Description: 1613B-RS1-012, Vial: Tray1:10






Dataset: I:\Organics Instrument\HIGHRES GCMS Completed Results Files\HR-7\7-210419A-M23-ICAL-RS1.qld

Last Altered: Wednesday, April 21, 2021 13:55:46 Eastern Daylight Time

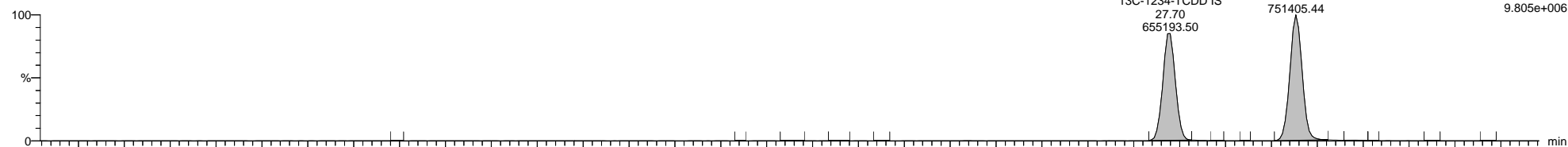
Printed: Monday, April 26, 2021 16:01:34 Eastern Daylight Time

Name: 7-210419A08, Date: 19-Apr-2021, Time: 15:50:44, ID: H7-21-RS1-0199, Description: 1613B-RS1-012, Vial: Tray1:10

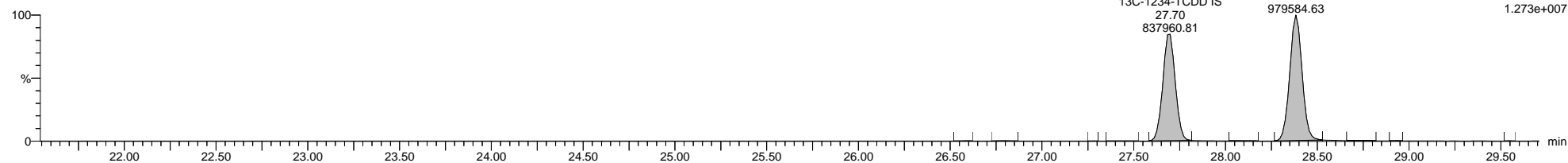
7-210419A08 Smooth(SG,1x1)  
1613B-RS1-012 H7-21-RS1-0199



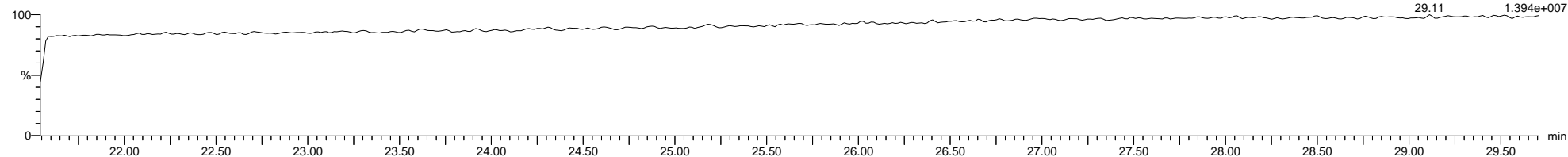
7-210419A08 Smooth(SG,1x1)  
1613B-RS1-012 H7-21-RS1-0199



7-210419A08 Smooth(SG,1x1)  
1613B-RS1-012 H7-21-RS1-0199



7-210419A08 Smooth(SG,1x1)  
1613B-RS1-012 H7-21-RS1-0199



**Quantify Audit Report MassLynx MassLynx V4.1 SCN 901**

Dataset: I:\Organics Instrument\HIGHRES GCMS Completed Results Files\HR-7\7-210419A-M23-ICAL.qld

Last Altered: Monday, April 26, 2021 15:55:14 Eastern Daylight Time

Printed: Monday, April 26, 2021 15:56:04 Eastern Daylight Time

Date	Time	Event	Details	Comments
21-Apr-21	13:52:28	Process Extract		
21-Apr-21	13:52:29	Process Integrate		
21-Apr-21	13:52:29	Process Calibrate		
21-Apr-21	13:52:29	Process Quantify		
21-Apr-21	13:52:29	Dataset Created		
21-Apr-21	13:52:45	Pre modification peak	Sample:7-210419A01, Compound:TD, RT:28.427	
21-Apr-21	13:52:45	Peak modified	Sample:7-210419A01, Compound:TD, RT:28.427	NA210420MS
21-Apr-21	13:53:52	Dataset Saved	Saved to 'I:\Organics Instrument\HIGHRES GCMS Complete...	
21-Apr-21	13:54:00	Method Saved	Saved to 'C:\MassLynx\Dioxin.PRO\MethDB\Dioxin_M23.mdb'	
21-Apr-21	13:54:23	Calibration Saved	Saved to 'C:\MassLynx\Dioxin.PRO\CurveDB\7-210419A-CAL...	
21-Apr-21	13:55:42	Dataset Saved	Saved to 'I:\Organics Instrument\HIGHRES GCMS Complete...	
26-Apr-21	15:55:05	Method modified		
26-Apr-21	15:55:14	Process Calibrate		
26-Apr-21	15:55:14	Process Quantify		
26-Apr-21	15:55:38	Method Saved	Saved to 'C:\MassLynx\Dioxin.PRO\MethDB\Dioxin_M23A.mdb'	

---

**Quantify Audit Report MassLynx MassLynx V4.1 SCN 901**

Dataset: I:\Organics Instrument\HIGHRES GCMS Completed Results Files\HR-7\7-210419A-M23-ICAL-RS1.qld

Last Altered: Wednesday, April 21, 2021 13:55:46 Eastern Daylight Time

Printed: Monday, April 26, 2021 16:01:34 Eastern Daylight Time

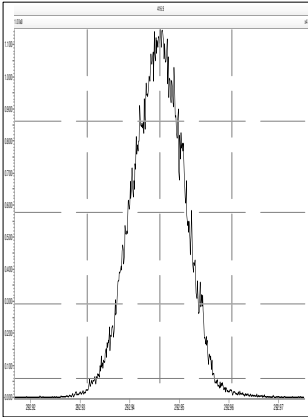
---

Date	Time	Event	Details	Comments
21-Apr-21	13:55:45	Process Extract		
21-Apr-21	13:55:45	Process Integrate		
21-Apr-21	13:55:45	Process Quantify		
21-Apr-21	13:55:46	Dataset Created		
21-Apr-21	13:56:17	Dataset Saved	Saved to I:\Organics Instrument\HIGHRES GCMS Complete...	

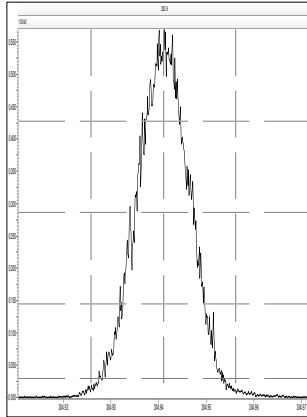
File: Experiment: Dioxin\_1613B.exp Reference: Pfk.ref Function: 1 @ 200 (ppm)

Printed: Monday, April 19, 2021 10:47:33 Eastern Daylight Time

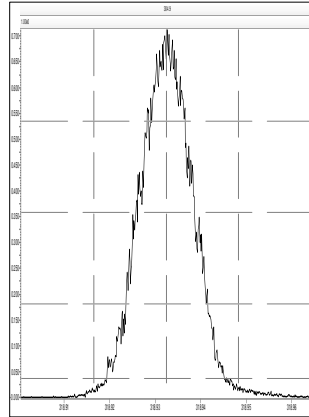
M 292.9824 R 12253



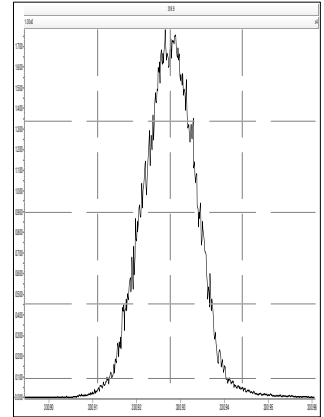
M 304.9824 R 11845



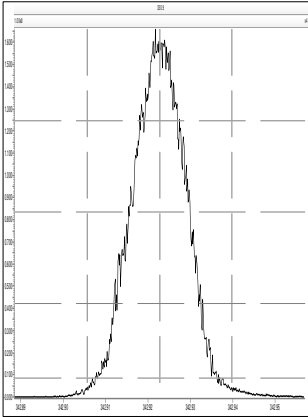
M 318.9792 R 12249



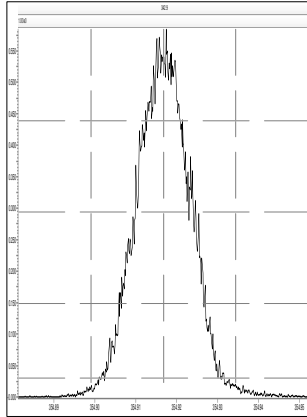
M 330.9792 R 12253



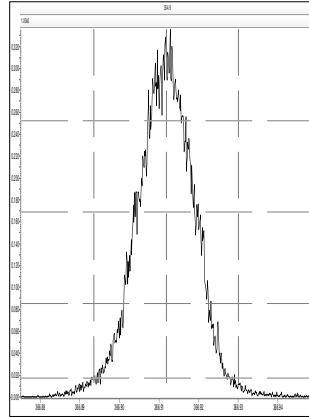
M 342.9792 R 11906



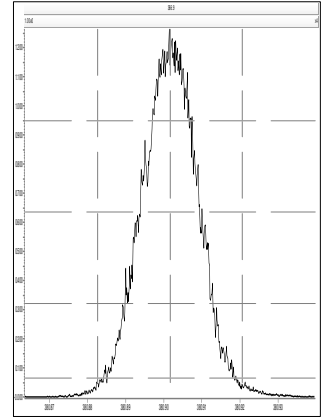
M 354.9792 R 12135



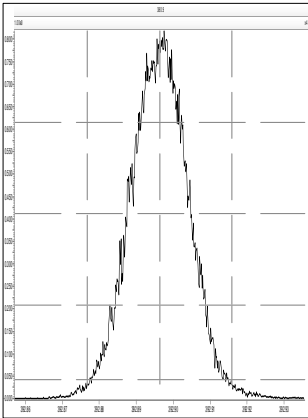
M 366.9792 R 11163



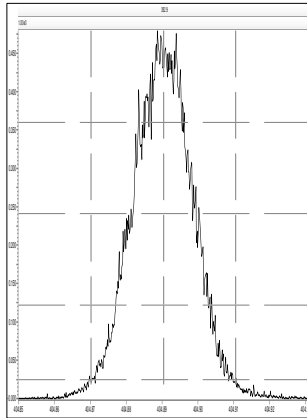
M 380.9760 R 11207



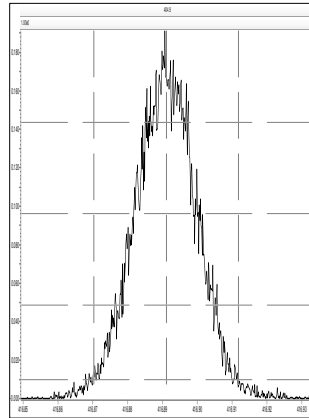
M 392.9760 R 10822



M 404.9760 R 10286



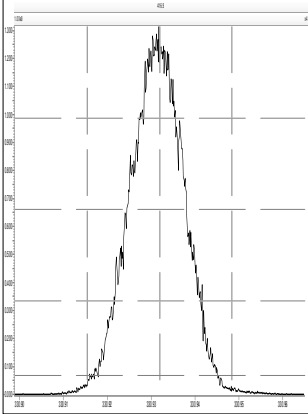
M 416.9760 R 10373



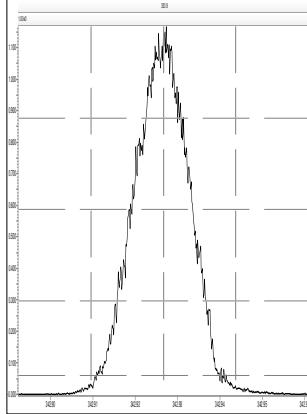
File: Experiment: Dioxin\_1613B.exp Reference: Pfk.ref Function: 2 @ 200 (ppm)

Printed: Monday, April 19, 2021 10:48:06 Eastern Daylight Time

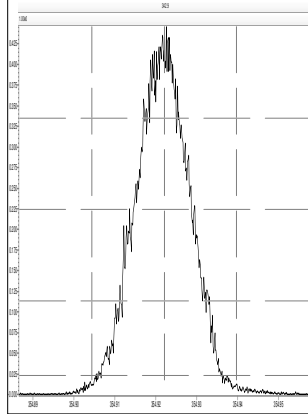
M 330.9792 R 11791



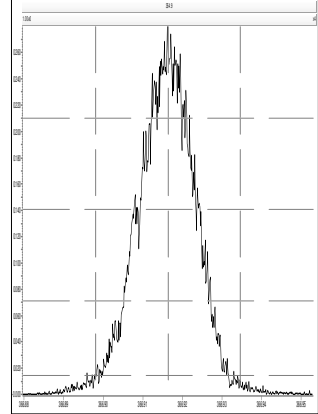
M 342.9792 R 11789



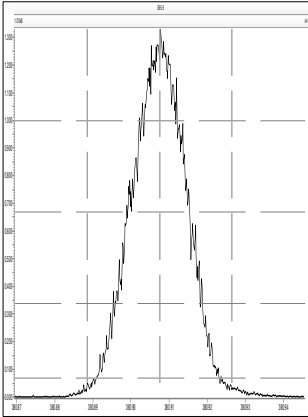
M 354.9792 R 12019



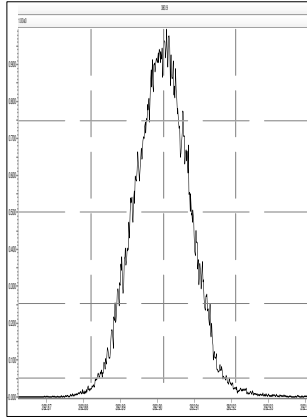
M 366.9792 R 11413



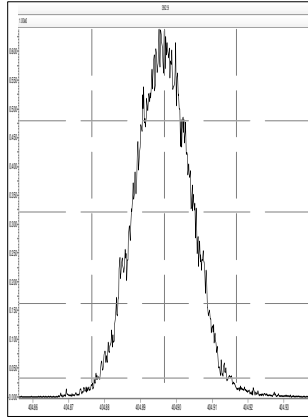
M 380.9760 R 11738



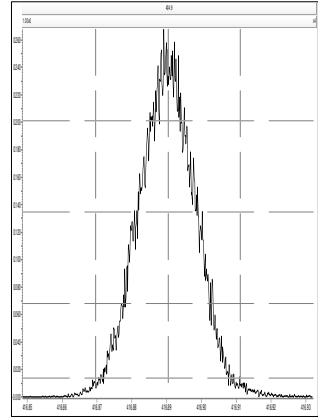
M 392.9760 R 11061



M 404.9760 R 11059



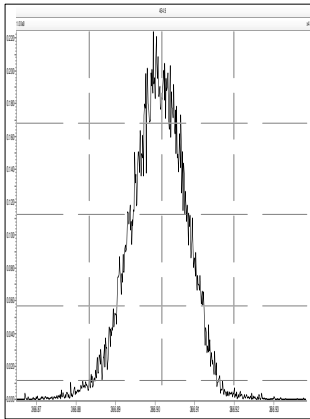
M 416.9760 R 11678



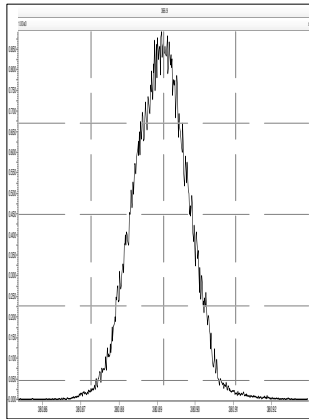
File: Experiment: Dioxin\_1613B.exp Reference: Pfk.ref Function: 3 @ 200 (ppm)

Printed: Monday, April 19, 2021 10:48:37 Eastern Daylight Time

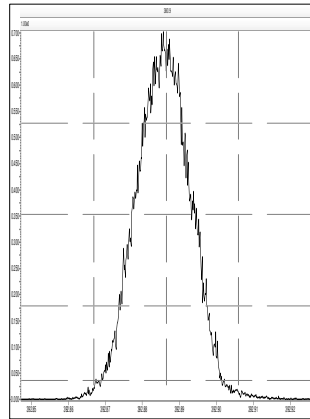
M 366.9792 R 11739



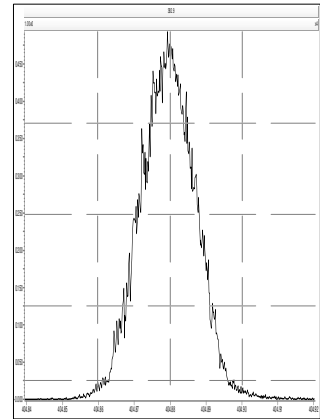
M 380.9760 R 12316



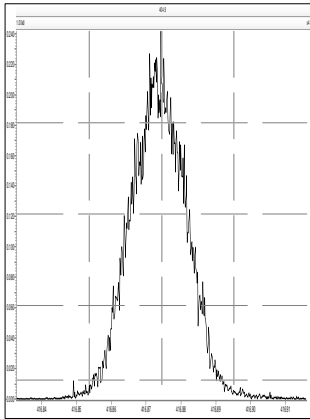
M 392.9760 R 12018



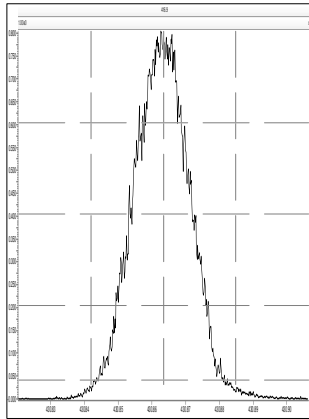
M 404.9760 R 12252



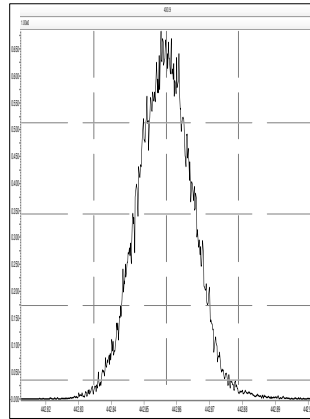
M 416.9760 R 11520



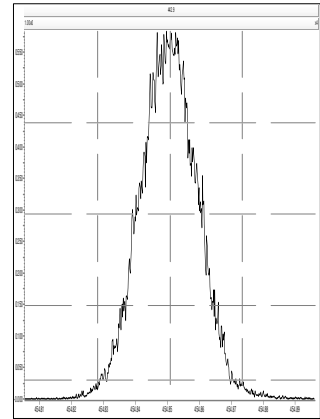
M 430.9728 R 11470



M 442.9728 R 11469



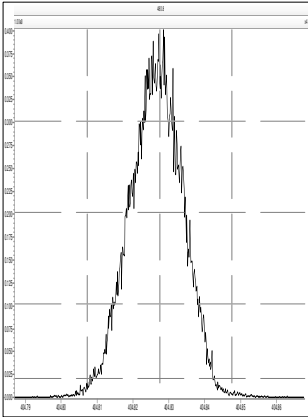
M 454.9728 R 11110



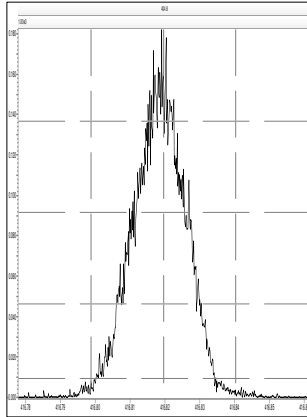
File: Experiment: Dioxin\_1613B.exp Reference: Pfk.ref Function: 4 @ 200 (ppm)

Printed: Monday, April 19, 2021 10:49:05 Eastern Daylight Time

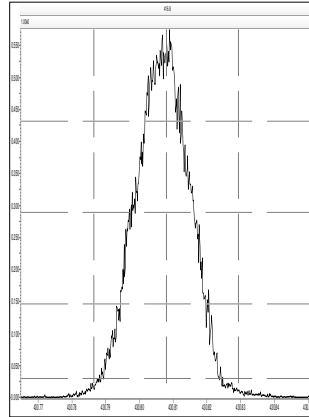
M 404.9760 R 11737



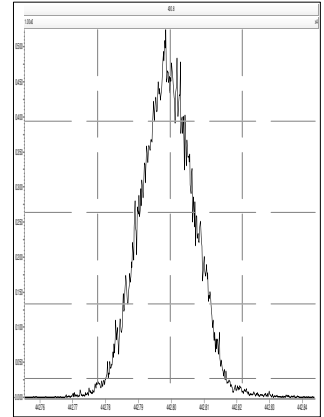
M 416.9760 R 12253



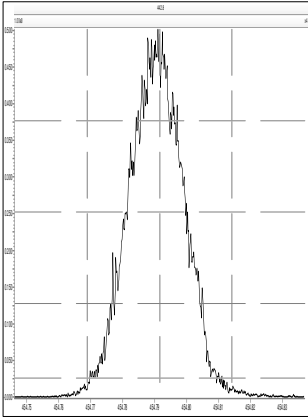
M 430.9728 R 12256



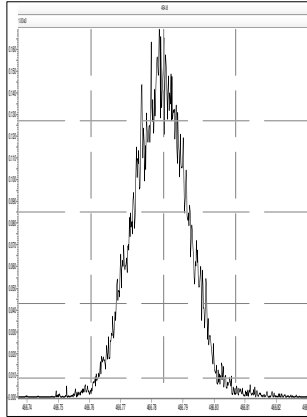
M 442.9728 R 11904



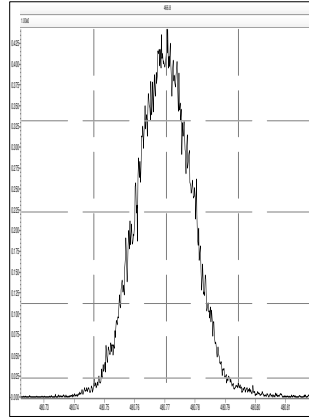
M 454.9728 R 11465



M 466.9728 R 11962



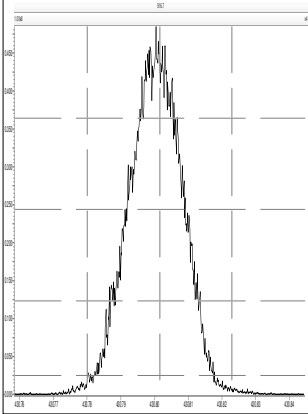
M 480.9696 R 11573



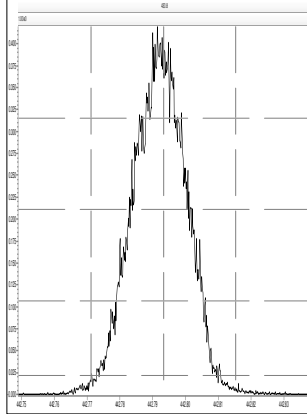
File: Experiment: Dioxin\_1613B.exp Reference: Pfk.ref Function: 5 @ 200 (ppm)

Printed: Monday, April 19, 2021 10:49:32 Eastern Daylight Time

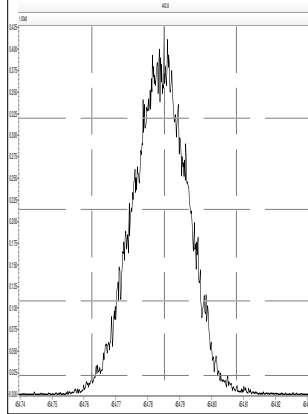
M 430.9728 R 12137



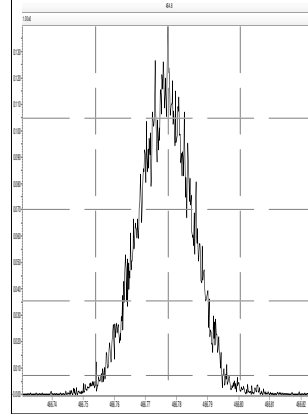
M 442.9728 R 12135



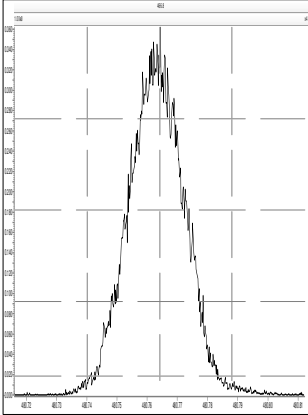
M 454.9728 R 11575



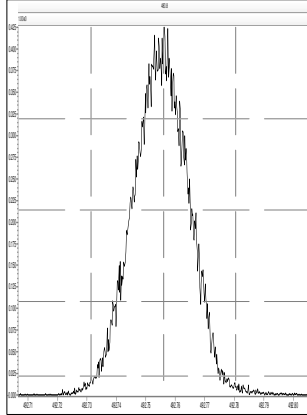
M 466.9728 R 12315



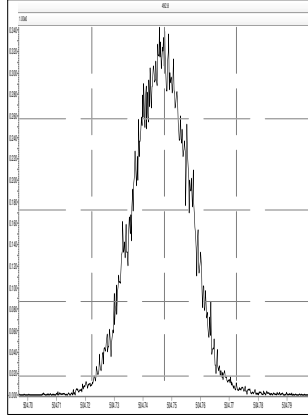
M 480.9696 R 11960



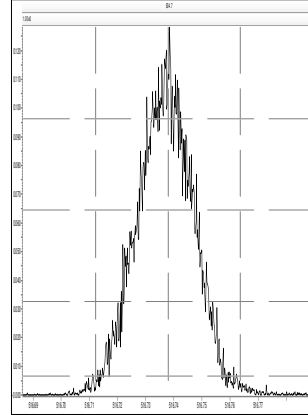
M 492.9696 R 11518



M 504.9696 R 11415



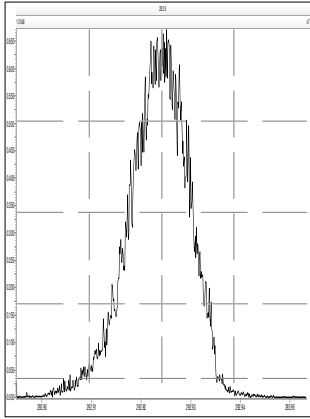
M 516.9697 R 12020



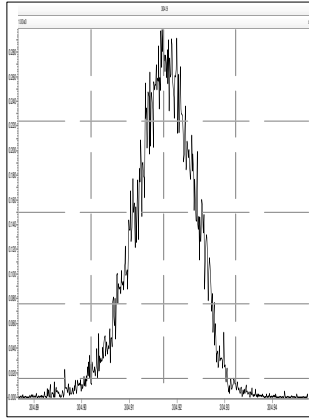


Printed: Monday, April 19, 2021 16:41:38 Eastern Daylight Time

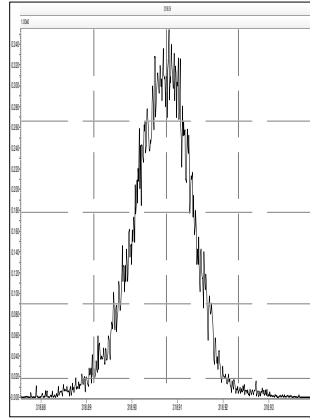
M 292.9824 R 10548



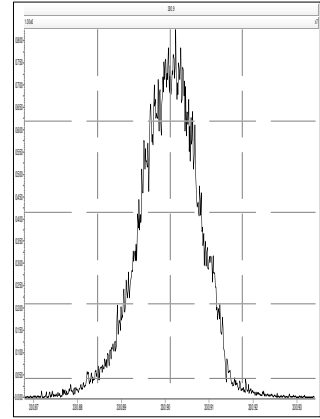
M 304.9824 R 10845



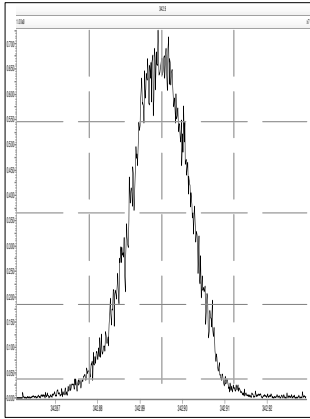
M 318.9792 R 10969



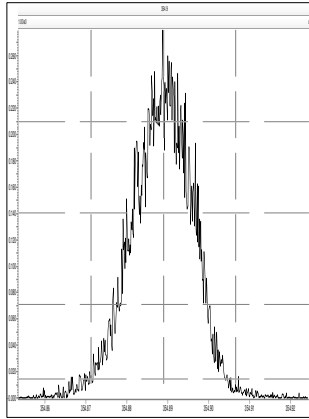
M 330.9792 R 10599



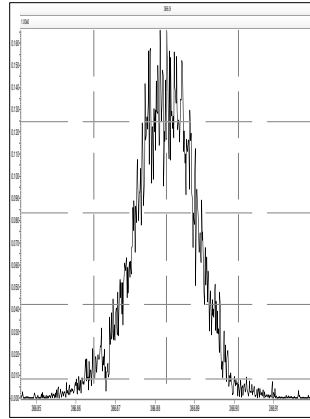
M 342.9792 R 10783



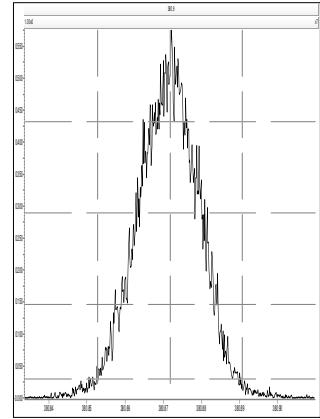
M 354.9792 R 11101



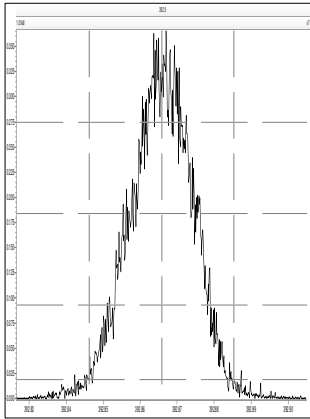
M 366.9792 R 11684



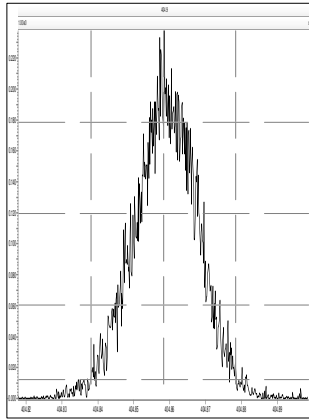
M 380.9760 R 10310



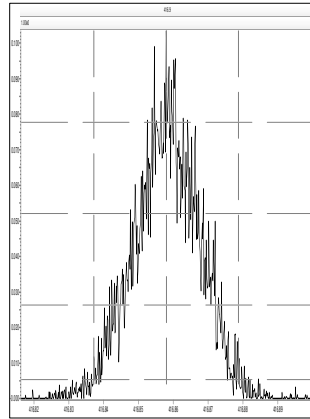
M 392.9760 R 10466



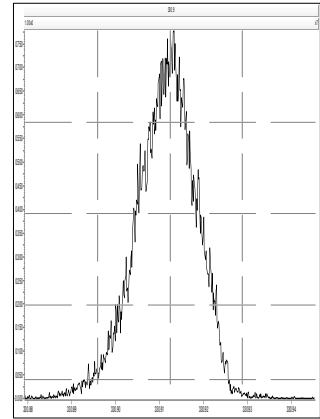
M 404.9760 R 10373



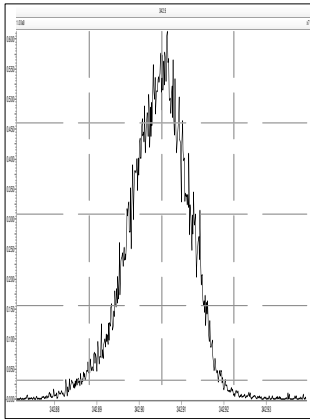
M 416.9760 R 10330



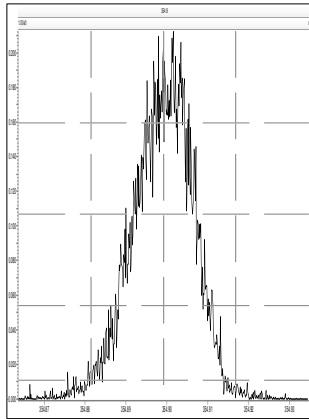
M 330.9792 R 10852



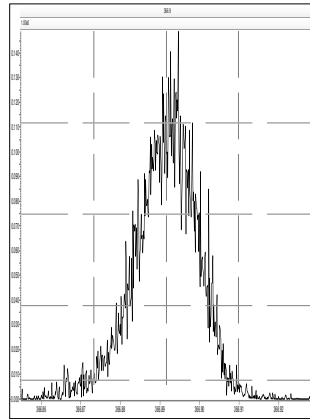
M 342.9792 R 10351



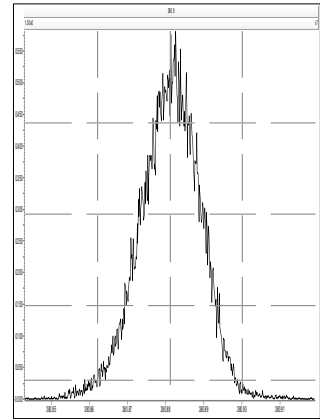
M 354.9792 R 11162



M 366.9792 R 10916

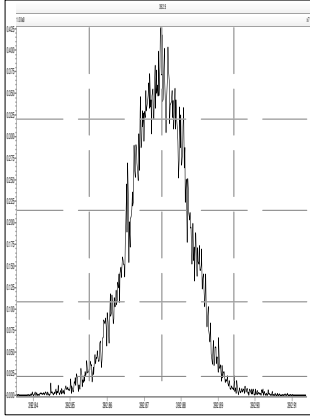


M 380.9760 R 10506

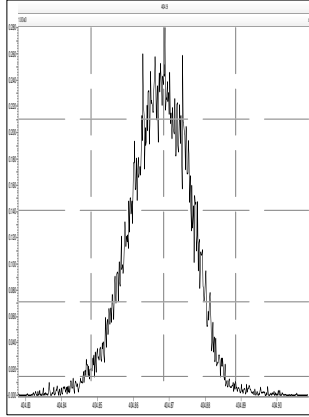


Printed: Monday, April 19, 2021 16:41:38 Eastern Daylight Time

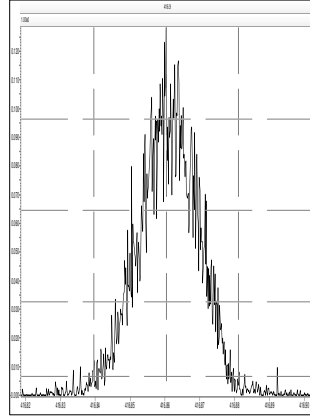
M 392.9760 R 11088



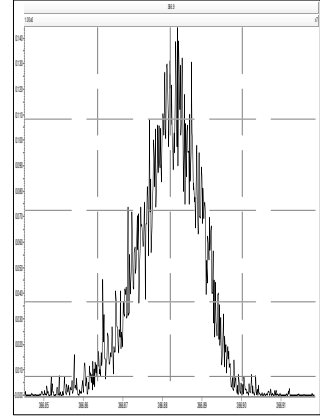
M 404.9760 R 10868



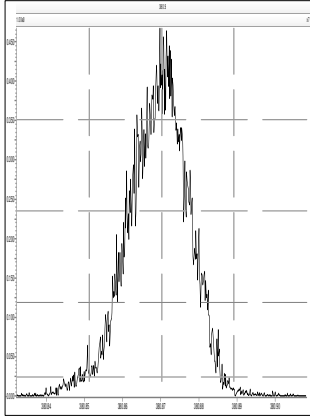
M 416.9760 R 11426



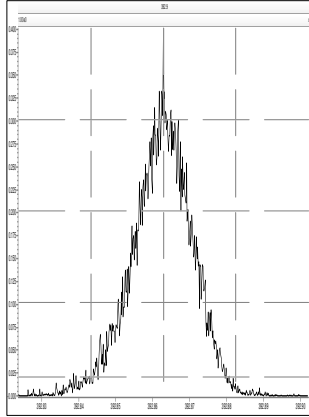
M 366.9792 R 10997



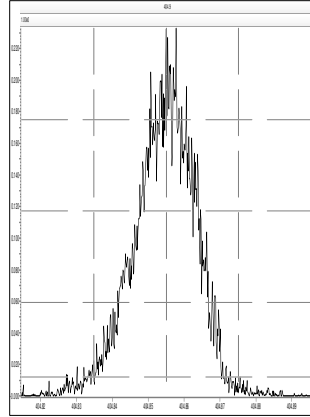
M 380.9760 R 10846



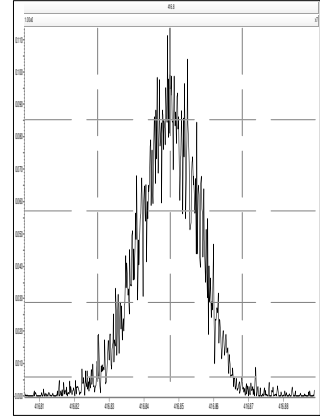
M 392.9760 R 10642



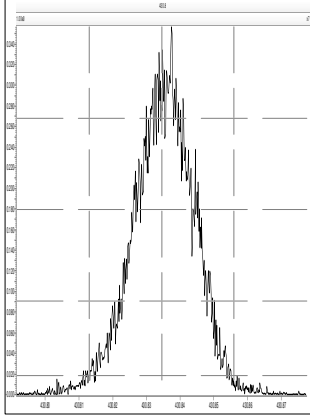
M 404.9760 R 11087



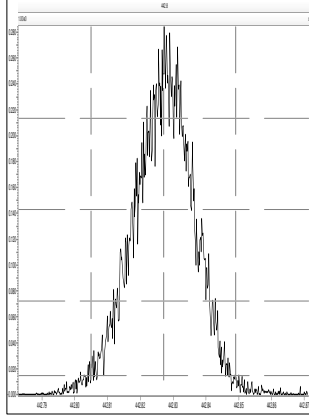
M 416.9760 R 11659



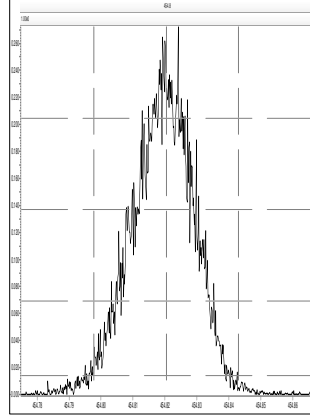
M 430.9728 R 10876



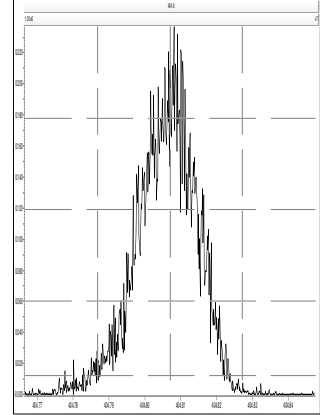
M 442.9728 R 11067



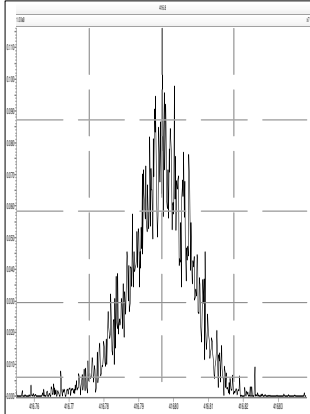
M 454.9728 R 10775



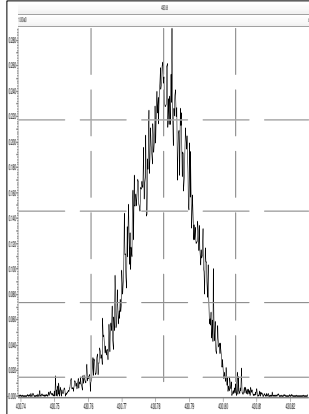
M 404.9760 R 11393



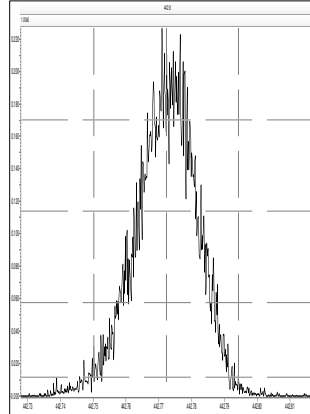
M 416.9760 R 11854



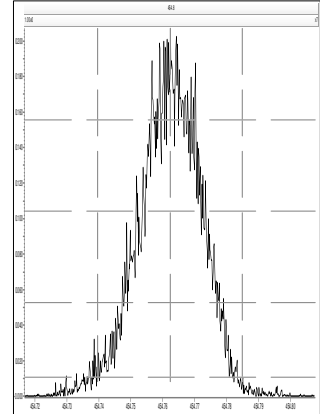
M 430.9728 R 10615



M 442.9728 R 11287

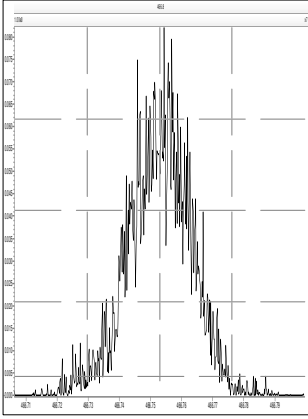


M 454.9728 R 10576

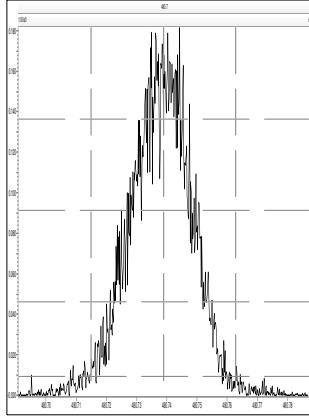


Printed: Monday, April 19, 2021 16:41:38 Eastern Daylight Time

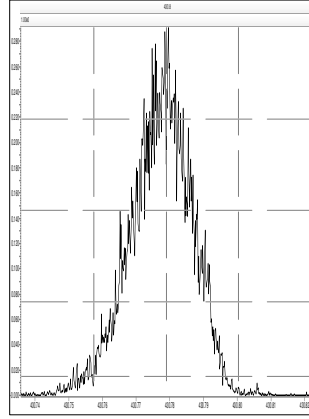
M 466.9728 R 10846



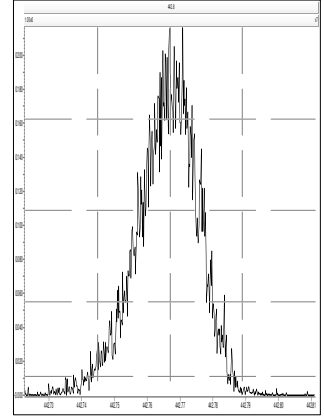
M 480.9696 R 11221



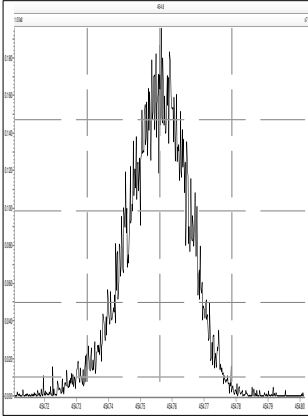
M 430.9728 R 11161



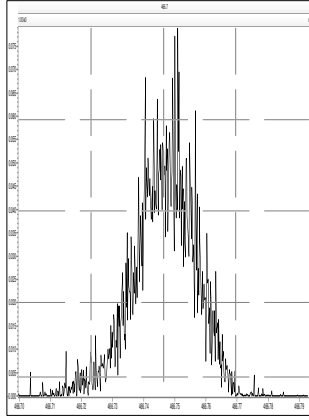
M 442.9728 R 10822



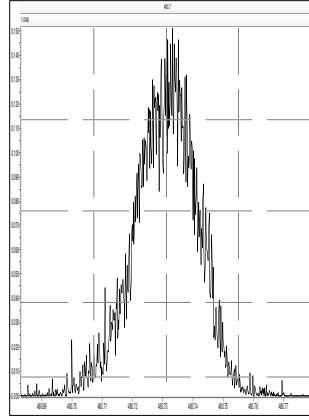
M 454.9728 R 10341



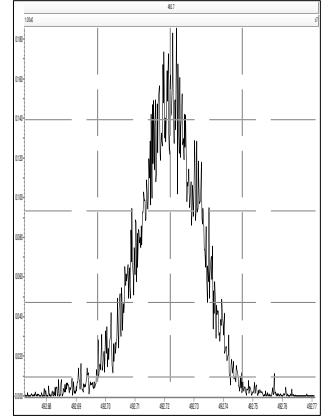
M 466.9728 R 12167



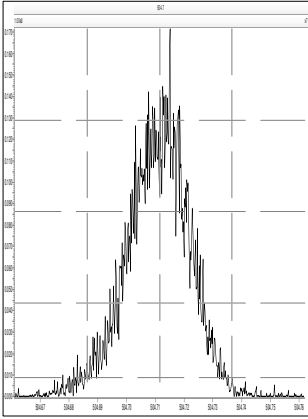
M 480.9696 R 10226



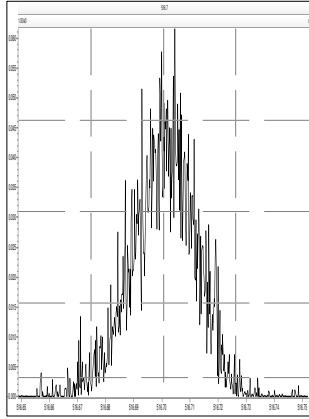
M 492.9696 R 10730



M 504.9696 R 10364



M 516.9697 R 11557



Sample List Report

MassLynx 4.1 SCN815 SCN795

Sample List: C:\MassLynx\Default.pro\Sampledb\7-210421A-RUN.SPL

Page 1 of 2

Last Modified: Thursday, April 22, 2021 11:38:31 Eastern Daylight Time

Printed: Thursday, April 22, 2021 14:50:01 Eastern Daylight Time

Page Position (1, 1)

File Name	Sample ID	File Text	MS File	Inlet File	Vial	
1	7-210421A01	H7-21-CCV-0203	1613B-CS3+PERF-012	Dioxin_1613B	Dioxin_1613B	Tray1:1
2	7-210421A02	WG3507253-2	M23 LCS	Dioxin_1613B	Dioxin_1613B	Tray1:4
3	7-210421A03	TOLUENE	INST BLANK	Dioxin_1613B	Dioxin_1613B	Tray1:2
4	7-210421A04	TOLUENE	INST BLANK	Dioxin_1613B	Dioxin_1613B	Tray1:2
5	7-210421A05	NONANE	INST BLANK	Dioxin_1613B	Dioxin_1613B	Tray1:3
6	7-210421A06	WG3507253-1	M23 MB	Dioxin_1613B	Dioxin_1613B	Tray1:5
7	7-210421A07	WG3507253-4	M23 RB	Dioxin_1613B	Dioxin_1613B	Tray1:6
8	7-210421A08	L2569163-1	M23	Dioxin_1613B	Dioxin_1613B	Tray1:7
9	7-210421A09	L2569163-2	M23	Dioxin_1613B	Dioxin_1613B	Tray1:8
10	7-210421A10	L2569163-3	M23	Dioxin_1613B	Dioxin_1613B	Tray1:9
11	7-210421A11	L2569163-4	M23	Dioxin_1613B	Dioxin_1613B	Tray1:10
12	7-210421A12	L2569163-5	M23	Dioxin_1613B	Dioxin_1613B	Tray1:11
13	7-210421A13	H7-21-CCV-0204	1613B-CS3+PERF-012	Dioxin_1613B	Dioxin_1613B	Tray1:1
14	7-210421A14	WG3514228-2	1613 LCS	Dioxin_1613B	Dioxin_1613B	Tray1:12
15	7-210421A15	TOLUENE	INST BLANK	Dioxin_1613B	Dioxin_1613B	Tray1:2
16	7-210421A16	NONANE	INST BLANK	Dioxin_1613B	Dioxin_1613B	Tray1:3
17	7-210421A17	WG3514228-1	1613 MB	Dioxin_1613B	Dioxin_1613B	Tray1:13
18	7-210421A18	L2571704-1	1613	Dioxin_1613B	Dioxin_1613B	Tray1:14
19	7-210421A19	L2573099-1	1613	Dioxin_1613B	Dioxin_1613B	Tray1:15
20	7-210421A20	L2573487-1	1613	Dioxin_1613B	Dioxin_1613B	Tray1:16
21	7-210421A21	L2573491-1	1613	Dioxin_1613B	Dioxin_1613B	Tray1:17
22	7-210421A22	L2573495-1	1613	Dioxin_1613B	Dioxin_1613B	Tray1:18
23	7-210421A23	L2573974-1	1613	Dioxin_1613B	Dioxin_1613B	Tray1:19
24	7-210421A24	L2575667-1	1613	Dioxin_1613B	Dioxin_1613B	Tray1:20
25	7-210421A25	L2575667-2	1613	Dioxin_1613B	Dioxin_1613B	Tray1:21
26	7-210421A26	H7-21-CCV-0205	1613B-CS3+PERF-012	Dioxin_1613B	Dioxin_1613B	Tray1:1
27	7-210421A27	WG3515444-2	1613 LCS	Dioxin_1613B	Dioxin_1613B	Tray1:22
28	7-210421A28	TOLUENE	INST BLANK	Dioxin_1613B	Dioxin_1613B	Tray1:2
29	7-210421A29	NONANE	INST BLANK	Dioxin_1613B	Dioxin_1613B	Tray1:3
30	7-210421A30	WG3515444-1	1613 MB	Dioxin_1613B	Dioxin_1613B	Tray1:23
31	7-210421A31	L2575667-1	1613 REINJECT	Dioxin_1613B	Dioxin_1613B	Tray1:20
32	7-210421A32	L2573758-4	1613	Dioxin_1613B	Dioxin_1613B	Tray1:24
33	7-210421A33	WG3515444-4	1613 DUP	Dioxin_1613B	Dioxin_1613B	Tray1:25
34	7-210421A34	TOLUENE	INST BLANK	Dioxin_1613B	Dioxin_1613B	Tray1:2
35	7-210421A35	NONANE	INST BLANK	Dioxin_1613B	Dioxin_1613B	Tray1:3
36	7-210421A36	WG3515444-1	1613 MB REINJECT	Dioxin_1613B	Dioxin_1613B	Tray1:23
37	7-210421A37	H7-21-CCV-0206	1613B-CS3+PERF-012	Dioxin_1613B	Dioxin_1613B	Tray1:1
38	---	---	Operator: NA	---	---	---
39	---	---	Detector: 380V	---	---	---
40	---	---	Column : DB5MS-USO710442H	---	---	---

VP ✓

Mass Res ✓ <sup>mt:</sup> ( some masses in F1 marginally below 10k, Approved to report by BR )

CCV ✓

Blank → some instrument carryover in OCDD.

Inj ✓

LM : A30 → re-injected

DPEV ✓

Sample List Report

MassLynx MassLynx V4.1 SCN 901

Sample List: C:\MassLynx\Dioxin.PRO\SampleDB\7-210421A-RUN-M23.SPL  
 Last Modified: Thursday, April 22, 2021 12:23:03 Eastern Daylight Time  
 Printed: Thursday, April 22, 2021 14:55:27 Eastern Daylight Time

	File Name	Sample ID	File Text	Sample Type	Na Conc Te	Na Conc Pe-Hp	Na Conc Oc	ES Conc Te-Hp	ES Conc Oc	Conc IS	Conc CS	Conc FS 37Cl	Conc FS Pe-Hp
1	7-210421A01	H7-21-CCV-0203	1613B-CS3+PERF-012	QC	10	50	100	100	200	100	100	10	100
2	7-210421A13	H7-21-CCV-0204	1613B-CS3+PERF-012	QC	10	50	100	100	200	100	100	10	100
3	7-210421A02	WG3507253-2	M23 LCS	Analyte	400	2000	4000	4000	8000	4000	4000	1800	18000
4	7-210421A03	TOLUENE	INST BLANK	Analyte	---	---	---	4000	8000	4000	4000	1800	18000
5	7-210421A04	TOLUENE	INST BLANK	Analyte	---	---	---	4000	8000	4000	4000	1800	18000
6	7-210421A05	NONANE	INST BLANK	Analyte	---	---	---	4000	8000	4000	4000	1800	18000
7	7-210421A06	WG3507253-1	M23 MB	Analyte	---	---	---	4000	8000	4000	4000	1800	18000
8	7-210421A07	WG3507253-4	M23 RB	Analyte	---	---	---	4000	8000	4000	4000	1800	18000
9	7-210421A08	L2569163-1	M23	Analyte	---	---	---	4000	8000	4000	4000	1800	18000
10	7-210421A09	L2569163-2	M23	Analyte	---	---	---	4000	8000	4000	4000	1800	18000
11	7-210421A10	L2569163-3	M23	Analyte	---	---	---	4000	8000	4000	4000	1800	18000
12	7-210421A11	L2569163-4	M23	Analyte	---	---	---	4000	8000	4000	4000	1800	18000
13	7-210421A12	L2569163-5	M23	Analyte	---	---	---	4000	8000	4000	4000	1800	18000
14	---	---	Operator: NA	---	---	---	---	---	---	---	---	---	---
15	---	---	Detector: 380V	---	---	---	---	---	---	---	---	---	---
16	---	---	Column : DB5MS-USO710442H	---	---	---	---	---	---	---	---	---	---

Quantify Sample Summary Report

MassLynx MassLynx V4.1 SCN 901

Dataset: I:\Organics Instrument\HIGHRES GCMS Completed Results Files\HR-7\7-210421A-M23-0422NA.qld

Last Altered: Monday, April 26, 2021 16:05:34 Eastern Daylight Time

Printed: Monday, April 26, 2021 16:06:52 Eastern Daylight Time

Method: C:\MassLynx\Dioxin.PRO\MethDB\Dioxin\_M23.mdb 22 Apr 2021 09:24:29

Calibration: C:\MassLynx\Dioxin.PRO\CurveDB\7-210419A-CAL5-M23.cdb 21 Apr 2021 13:52:54

Name: 7-210421A01, Date: 21-Apr-2021, Time: 12:36:34, ID: H7-21-CCV-0203, Description: 1613B-CS3+PERF-012, Vial: Tray1:1

	Target Analyte	#Hom	Total Area	Ion1 Area	Ion2 Area	Ra	Ra Fail=YES	RT	RRT	RT LCL	RT UCL	pg	%Rec	Mod.Comment	Noise 1	Noise 2
1	2378-TCDD		51166	22932	28234	0.81	NO	28.30	1.00	28.26	28.33	9.3189106	93.2		1913	1131
2	12378-PeCDD		154293	94950	59343	1.60	NO	32.22	1.00	32.19	32.25	46.789504	93.6		2589	1331
3	123478-HxCDD		134234	74144	60089	1.23	NO	34.22	1.00	34.19	34.25	53.972918	107.9		2466	1680
4	123678-HxCDD		157902	87090	70811	1.23	NO	34.27	1.00	34.24	34.31	48.550955	97.1		2466	1680
5	123789-HxCDD		144010	79084	64926	1.22	NO	34.40	1.00	34.37	34.43	48.812613	97.6		2466	1680
6	1234678-HpCDD		88599	45999	42600	1.08	NO	35.88	1.00	35.84	35.91	52.410005	104.8		1261	2189
7	OCDD		107449	49848	57601	0.87	NO	37.36	1.00	37.33	37.40	90.100261	90.1		1824	1239
8	2378-TCDF		58859	25456	33403	0.76	NO	27.38	1.00	27.35	27.41	9.5101371	95.1		16201	1643
9	12378-PeCDF		226765	138064	88701	1.56	NO	31.30	1.00	31.27	31.33	49.667893	99.3		2312	2054
10	23478-PeCDF		245729	150722	95007	1.59	NO	32.01	1.16	31.98	32.04	47.789090	95.6		2312	2054
11	123478-HxCDF		210673	117378	93294	1.26	NO	33.74	0.98	33.71	33.78	50.686433	101.4		4969	1778
12	123678-HxCDF		243356	137100	106256	1.29	NO	33.82	1.00	33.78	33.85	49.481534	99.0		4969	1778
13	234678-HxCDF		211120	119382	91738	1.30	NO	34.14	0.99	34.10	34.17	46.727721	93.5		4969	1778
14	123789-HxCDF		175080	100375	74705	1.34	NO	34.55	1.00	34.52	34.58	47.082010	94.2		4969	1778
15	1234678-HpCDF		122122	81490	40632	2.01	NO	35.32	1.00	35.28	35.35	50.730203	101.5		4055	2052
16	1234789-HpCDF		94663	62298	32366	1.92	NO	36.13	1.05	36.09	36.16	50.044772	100.1		4055	2052
17	OCDF		155457	73345	82113	0.89	NO	37.46	1.00	37.43	37.49	110.27461	110.3		1277	1832
18	37Cl-2378-TCDD FS		51434	51434				28.30	1.00	28.26	28.33	9.0611830	90.6		850	
19	13C-123478-HxCDD FS		270917	150907	120010	1.26	NO	34.22	1.00	34.19	34.25	109.44347	109.4		2879	3519
20	13C-23478-PeCDF FS		500230	307127	193103	1.59	NO	32.00	1.16	31.97	32.03	99.609650	99.6		1613	2252
21	13C-123478-HxCDF FS		357437	120569	236868	0.51	NO	33.73	0.98	33.70	33.77	101.92483	101.9		4047	2612
22	13C-1234789-HpCDF FS		181880	55332	126548	0.44	NO	36.12	1.05	36.08	36.15	97.728176	97.7		1569	2325
23	13C-2378-TCDD ES		592650	255434	337217	0.76	NO	28.28	1.03	28.25	28.31	102.33779	102.3		3096	2053
24	13C-12378-PeCDD ES		345745	213618	132127	1.62	NO	32.21	1.17	32.17	32.24	82.400865	82.4		1831	1200
25	13C-123678-HxCDD ES		337335	187260	150074	1.25	NO	34.27	1.00	34.24	34.31	103.45495	103.5		2879	3519
26	13C-1234678-HpCDD ES		180952	89992	90960	0.99	NO	35.86	1.04	35.83	35.90	80.092984	80.1		2331	2655
27	13C-OCDD ES		211853	98917	112936	0.88	NO	37.35	1.09	37.32	37.39	139.88312	69.9		2380	2640
28	13C-2378-TCDF ES		665912	288035	377877	0.76	NO	27.36	0.99	27.33	27.40	95.115703	95.1		5977	3142
29	13C-12378-PeCDF ES		489121	298361	190760	1.56	NO	31.29	1.13	31.26	31.32	82.474253	82.5		1613	2252
30	13C-123678-HxCDF ES		432915	147839	285076	0.52	NO	33.81	0.98	33.77	33.84	120.24098	120.2		4047	2612
31	13C-1234678-HpCDF ES		243707	80070	163637	0.49	NO	35.31	1.03	35.27	35.34	92.547168	92.5		1569	2325
32	13C-123789-HxCDF CS		298817	102014	196803	0.52	NO	34.54	1.00	34.50	34.57	109.06434	109.1		4047	2612
33	13C-1234-TCDD IS		484386	208345	276041	0.75	NO	27.58	0.00	27.55	27.62	35.886915	35.9		3096	2053
34	13C-123789-HxCDD IS		311993	175522	136470	1.29	NO	34.39	0.00	34.36	34.42	21.624746	21.6		2879	3519

**Quantify Sample Summary Report      MassLynx MassLynx V4.1 SCN 901**

Dataset: I:\Organics Instrument\HIGHRES GCMS Completed Results Files\HR-7\7-210421A-M23-0422NA.qld

Last Altered: Monday, April 26, 2021 16:05:34 Eastern Daylight Time

Printed: Monday, April 26, 2021 16:06:52 Eastern Daylight Time

**Name: 7-210421A01, Date: 21-Apr-2021, Time: 12:36:34, ID: H7-21-CCV-0203, Description: 1613B-CS3+PERF-012, Vial: Tray1:1**

	Target Analyte	#Hom	Total Area	Ion1 Area	Ion2 Area	Ra	Ra Fail=YES	RT	RRT	RT LCL	RT UCL	pg	%Rec	Mod.Comment	Noise 1	Noise 2
35	Total-Tetradoxins	6		101188								41.476707			1913	
36	Total-Pentadoxins	3		296952								145.38672			2589	
37	Total-Hexadoxins	4		322717								202.56507			2466	
38	Total-Heptadoxins	2		90977								105.14408			1261	
39	Total-OCDD	1		49848								90.100261			1824	
40	Total-Tetrafurans	8		134932								49.349301			16201	
41	Total-PeCDF-F1	1		247940								81.721573			1597	
42	Total-Pentafurans	4		424348								143.71686			2312	
43	Total-Hexafurans	5		522385								213.58544			4969	
44	Total-Heptafurans	2		143788								100.77497			4055	
45	Totals-OCDF	1		73345								110.27461			1277	
46	Totals-37Cl-2378-TCDD	7		52483								9.2459847			850	

**Quantify Sample Summary Report      MassLynx MassLynx V4.1 SCN 901**

Dataset: I:\Organics Instrument\HIGHRES GCMS Completed Results Files\HR-7\7-210421A-M23-0422NA.qld

Last Altered: Monday, April 26, 2021 16:05:34 Eastern Daylight Time

Printed: Monday, April 26, 2021 16:06:52 Eastern Daylight Time

**Name: 7-210421A13, Date: 21-Apr-2021, Time: 21:09:45, ID: H7-21-CCV-0204, Description: 1613B-CS3+PERF-012, Vial: Tray1:1**

	Target Analyte	#Hom	Total Area	Ion1 Area	Ion2 Area	Ra	Ra Fail=YES	RT	RRT	RT LCL	RT UCL	pg	%Rec	Mod.Comment	Noise 1	Noise 2
1	2378-TCDD		62813	27078	35735	0.76	NO	28.28	1.00	28.25	28.31	9.7395654	97.4		1252	862
2	12378-PeCDD		219176	133625	85551	1.56	NO	32.21	1.00	32.17	32.24	48.301726	96.6		2059	1413
3	123478-HxCDD		218916	120377	98539	1.22	NO	34.22	1.00	34.19	34.25	57.401242	114.8		1628	4976
4	123678-HxCDD		244730	134501	110229	1.22	NO	34.26	1.00	34.23	34.30	49.071234	98.1		1628	4976
5	123789-HxCDD		235071	130377	104694	1.25	NO	34.39	1.00	34.36	34.42	51.959707	103.9		1628	4976
6	1234678-HpCDD		176775	89780	86995	1.03	NO	35.86	1.00	35.83	35.90	52.242356	104.5		2028	2853
7	OCDD		273508	127293	146215	0.87	NO	37.35	1.00	37.32	37.39	90.447912	90.4		1778	2080
8	2378-TCDF		80867	36600	44267	0.83	NO	27.36	1.00	27.33	27.40	10.828295	108.3		1028	1465
9	12378-PeCDF		323657	197902	125755	1.57	NO	31.29	1.00	31.26	31.32	50.391272	100.8		1825	3047
10	23478-PeCDF		350283	214811	135471	1.59	NO	32.00	1.16	31.97	32.03	48.424166	96.8		1825	3047
11	123478-HxCDF		341243	190912	150331	1.27	NO	33.73	0.98	33.70	33.77	60.253055	120.5		4523	2431
12	123678-HxCDF		347175	194260	152915	1.27	NO	33.81	1.00	33.77	33.84	51.806045	103.6		4523	2431
13	234678-HxCDF		330498	184398	146100	1.26	NO	34.12	0.99	34.09	34.16	53.684070	107.4		4523	2431
14	123789-HxCDF		285659	160531	125128	1.28	NO	34.54	1.00	34.50	34.57	56.376496	112.8		4523	2431
15	1234678-HpCDF		222430	143099	79331	1.80	NO	35.31	1.00	35.27	35.34	50.515043	101.0		2837	3712
16	1234789-HpCDF		182428	121717	60711	2.00	NO	36.12	1.05	36.08	36.15	52.725844	105.5		2837	3712
17	OCDF		342618	164609	178009	0.92	NO	37.45	1.00	37.42	37.49	95.846610	95.8		1726	2459
18	37Cl-2378-TCDD FS		65142	65142				28.28	1.00	28.25	28.31	9.7699879	97.7		921	
19	13C-123478-HxCDD FS		428103	236759	191344	1.24	NO	34.21	0.99	34.18	34.24	112.77997	112.8		2686	2445
20	13C-23478-PeCDF FS		690818	414477	276341	1.50	NO	31.99	1.16	31.96	32.02	97.783446	97.8		3409	1958
21	13C-123478-HxCDF FS		567521	192954	374567	0.52	NO	33.72	0.98	33.69	33.76	118.76639	118.8		2283	5166
22	13C-1234789-HpCDF FS		355015	109140	245875	0.44	NO	36.12	1.05	36.08	36.15	104.28861	104.3		3159	11221
23	13C-2378-TCDD ES		696139	301146	394993	0.76	NO	28.25	1.02	28.22	28.29	96.277602	96.3		2720	2601
24	13C-12378-PeCDD ES		475760	292203	183556	1.59	NO	32.20	1.17	32.16	32.23	90.814489	90.8		1608	1235
25	13C-123678-HxCDD ES		517287	286896	230391	1.25	NO	34.26	1.00	34.23	34.30	96.897614	96.9		2686	2445
26	13C-1234678-HpCDD ES		362197	188926	173271	1.09	NO	35.86	1.04	35.83	35.90	97.918983	97.9		3729	3291
27	13C-OCDD ES		537194	254283	282911	0.90	NO	37.35	1.09	37.32	37.39	216.64730	108.3		2326	3684
28	13C-2378-TCDF ES		803527	351633	451894	0.78	NO	27.33	0.99	27.30	27.37	91.923697	91.9		4493	1931
29	13C-12378-PeCDF ES		688091	420160	267931	1.57	NO	31.28	1.13	31.24	31.31	92.926501	92.9		3409	1958
30	13C-123678-HxCDF ES		589891	204593	385298	0.53	NO	33.80	0.98	33.76	33.83	100.07202	100.1		2283	5166
31	13C-1234678-HpCDF ES		445771	137129	308642	0.44	NO	35.31	1.03	35.27	35.34	103.39469	103.4		3159	11221
32	13C-123789-HxCDF CS		477090	166021	311069	0.53	NO	34.54	1.00	34.50	34.57	106.35781	106.4		2283	5166
33	13C-1234-TCDD IS		604784	261171	343613	0.76	NO	27.57	0.00	27.53	27.60	44.806849	44.8		2720	2601
34	13C-123789-HxCDD IS		510803	276063	234740	1.18	NO	34.39	0.00	34.36	34.42	35.404618	35.4		2686	2445
35	Total-Tetradoxins	6		125655								44.342882			1252	
36	Total-Pentadoxins	3		423994								151.43811			2059	
37	Total-Hexadoxins	4		522455								213.01381			1628	



**Quantify Sample Summary Report      MassLynx MassLynx V4.1 SCN 901**

Dataset: I:\Organics Instrument\HIGHRES GCMS Completed Results Files\HR-7\7-210421A-M23-0422NA.qld

Last Altered: Monday, April 26, 2021 16:05:34 Eastern Daylight Time

Printed: Monday, April 26, 2021 16:06:52 Eastern Daylight Time

**Name: 7-210421A13, Date: 21-Apr-2021, Time: 21:09:45, ID: H7-21-CCV-0204, Description: 1613B-CS3+PERF-012, Vial: Tray1:1**

	Target Analyte	#Hom	Total Area	Ion1 Area	Ion2 Area	Ra	Ra Fail=YES	RT	RRT	RT LCL	RT UCL	pg	%Rec	Mod.Comment	Noise 1	Noise 2
38	Total-Heptadioxins	3		179534								104.38375			2028	
39	Total-OCDD	3		130077								91.995013			1778	
40	Total-Tetrafurans	6		174653								53.187349			1028	
41	Total-PeCDF-F1	1		303232								73.075089			1772	
42	Total-Pentafurans	5		612728								146.53859			1825	
43	Total-Hexafurans	6		805135								244.97442			4523	
44	Total-Heptafurans	2		264815								103.24089			2837	
45	Totals-OCDF	1		164609								95.846610			1726	
46	Totals-37Cl-2378-TCDD	3		65505								9.8243969			921	

Quantify Sample Summary Report **MassLynx MassLynx V4.1 SCN 901**

Dataset: I:\Organics Instrument\HIGHRES GCMS Completed Results Files\HR-7\7-210421A-M23-0422NA.qld

Last Altered: Monday, April 26, 2021 16:05:34 Eastern Daylight Time

Printed: Monday, April 26, 2021 16:06:52 Eastern Daylight Time

Name: 7-210421A02, Date: 21-Apr-2021, Time: 13:24:36, ID: WG3507253-2, Description: M23 LCS, Vial: Tray1:4

	Target Analyte	#Hom	Total Area	Ion1 Area	Ion2 Area	Ra	Ra Fail=YES	RT	RRT	RT LCL	RT UCL	pg	%Rec	Mod.Comment	Noise 1	Noise 2
1	2378-TCDD		20025	9072	10953	0.83	NO	28.28	1.00	28.25	28.31	345.93308	86.5		1851	930
2	12378-PeCDD		93219	57199	36021	1.59	NO	32.20	1.00	32.16	32.23	1864.4549	93.2		1731	1077
3	123478-HxCDD		70049	38970	31080	1.25	NO	34.21	1.00	34.18	34.24	2108.4154	105.4		1314	1485
4	123678-HxCDD		90901	50964	39936	1.28	NO	34.26	1.00	34.23	34.30	2092.2610	104.6		1314	1485
5	123789-HxCDD		99472	55573	43900	1.27	NO	34.39	1.00	34.36	34.42	2523.9388	126.2		1314	1485
6	1234678-HpCDD		58026	27998	30028	0.93	NO	35.85	1.00	35.82	35.89	1930.8903	96.5		1769	3692
7	OCDD		80847	39104	41743	0.94	NO	37.34	1.00	37.31	37.38	3490.4877	87.3		1895	1309
8	2378-TCDF		25698	10619	15079	0.70	NO	27.36	1.00	27.33	27.40	354.37941	88.6		903	1310
9	12378-PeCDF		126178	77786	48392	1.61	NO	31.29	1.00	31.26	31.32	1986.8656	99.3		1503	1439
10	23478-PeCDF		136682	84032	52650	1.60	NO	31.99	1.16	31.96	32.02	1911.0477	95.6		1503	1439
11	123478-HxCDF		107550	60323	47227	1.28	NO	33.73	0.98	33.70	33.77	2127.4662	106.4		3291	2292
12	123678-HxCDF		122176	67855	54321	1.25	NO	33.80	1.00	33.76	33.83	2042.4750	102.1		3291	2292
13	234678-HxCDF		120064	66289	53775	1.23	NO	34.12	0.99	34.09	34.16	2184.8748	109.2		3291	2292
14	123789-HxCDF		102337	57456	44881	1.28	NO	34.54	1.00	34.50	34.57	2262.6622	113.1		3291	2292
15	1234678-HpCDF		80435	52191	28244	1.85	NO	35.30	1.00	35.26	35.33	1936.6911	96.8		1607	2617
16	1234789-HpCDF		57772	37963	19809	1.92	NO	36.11	1.05	36.07	36.14	1770.2597	88.5		1607	2617
17	OCDF		95304	46165	49139	0.94	NO	37.44	1.00	37.41	37.48	3480.7520	87.0		1379	2355
18	37Cl-2378-TCDD FS														908	
19	13C-123478-HxCDD FS														1892	1793
20	13C-23478-PeCDF FS		604	375	229	1.64	NO	31.99	1.16	31.96	32.02	8.6444756	0.0		1676	1329
21	13C-123478-HxCDF FS														2315	2705
22	13C-1234789-HpCDF FS		751	115	636	0.18	YES	36.12	1.05	36.08	36.15	23.400109	0.1		1716	3703
23	13C-2378-TCDD ES		249935	107805	142130	0.76	NO	28.27	1.03	28.23	28.30	2336.3603	58.4		2997	1875
24	13C-12378-PeCDD ES		209687	129155	80532	1.60	NO	32.19	1.17	32.15	32.22	2705.3391	67.6		2261	1477
25	13C-123678-HxCDD ES		180253	99160	81093	1.22	NO	34.25	1.00	34.22	34.29	2603.6220	65.1		1892	1793
26	13C-1234678-HpCDD ES		128668	65999	62669	1.05	NO	35.85	1.04	35.82	35.89	2682.2968	67.1		1863	2041
27	13C-OCDD ES		164588	78518	86070	0.91	NO	37.34	1.09	37.31	37.38	5118.4026	64.0		1614	1728
28	13C-2378-TCDF ES		312088	134825	177263	0.76	NO	27.35	0.99	27.32	27.38	2413.1650	60.3		5169	2594
29	13C-12378-PeCDF ES		272139	163372	108767	1.50	NO	31.28	1.13	31.24	31.31	2484.0889	62.1		1676	1329
30	13C-123678-HxCDF ES		210617	72944	137673	0.53	NO	33.79	0.98	33.75	33.82	2755.1697	68.9		2315	2705
31	13C-1234678-HpCDF ES		168184	52670	115513	0.46	NO	35.30	1.03	35.26	35.33	3008.0406	75.2		1716	3703
32	13C-123789-HxCDF CS		159984	55313	104672	0.53	NO	34.53	1.00	34.49	34.56	2750.1770	68.8		2315	2705
33	13C-1234-TCDD IS		357913	155538	202375	0.77	NO	27.57	0.00	27.53	27.60	26.516815	0.7		2997	1875
34	13C-123789-HxCDD IS		264972	147622	117350	1.26	NO	34.38	0.00	34.35	34.41	18.365631	0.5		1892	1793
35	Total-Tetradoxins	1		9072								345.93308			1851	
36	Total-Pentadoxins	1		57199								1864.4549			1731	
37	Total-Hexadoxins	4		146709								6785.0460			1314	

**Quantify Sample Summary Report      MassLynx MassLynx V4.1 SCN 901**

Dataset: I:\Organics Instrument\HIGHRES GCMS Completed Results Files\HR-7\7-210421A-M23-0422NA.qld

Last Altered: Monday, April 26, 2021 16:05:34 Eastern Daylight Time

Printed: Monday, April 26, 2021 16:06:52 Eastern Daylight Time

**Name: 7-210421A02, Date: 21-Apr-2021, Time: 13:24:36, ID: WG3507253-2, Description: M23 LCS, Vial: Tray1:4**

	Target Analyte	#Hom	Total Area	Ion1 Area	Ion2 Area	Ra	Ra Fail=YES	RT	RRT	RT LCL	RT UCL	pg	%Rec	Mod.Comment	Noise 1	Noise 2
38	Total-Heptadioxins	2		28414								1959.4773			1769	
39	Total-OCDD	1		39104								3490.4877			1895	
40	Total-Tetrafurans	1		10619								354.37941			903	
41	Total-PeCDF-F1			0											1331	
42	Total-Pentafurans	2		161818								3897.9133			1503	
43	Total-Hexafurans	4		251923								8617.4782			3291	
44	Total-Heptafurans	4		91352								3725.6646			1607	
45	Totals-OCDF	2		46484								3504.2060			1379	
46	Totals-37Cl-2378-TCDD	6		63587								1062.5026			908	

**Quantify Sample Summary Report**      **MassLynx MassLynx V4.1 SCN 901**

Dataset: I:\Organics Instrument\HIGHRES GCMS Completed Results Files\HR-7\7-210421A-M23-0422NA.qld

Last Altered: Monday, April 26, 2021 16:05:34 Eastern Daylight Time

Printed: Monday, April 26, 2021 16:06:52 Eastern Daylight Time

**Name: 7-210421A06, Date: 21-Apr-2021, Time: 16:12:36, ID: WG3507253-1, Description: M23 MB, Vial: Tray1:5**

	Target Analyte	#Hom	Total Area	Ion1 Area	Ion2 Area	Ra	Ra Fail=YES	RT	RRT	RT LCL	RT UCL	pg	%Rec	Mod.Comment	Noise 1	Noise 2
1	2378-TCDD														1520	827
2	12378-PeCDD														808	1035
3	123478-HxCDD														587	873
4	123678-HxCDD														587	873
5	123789-HxCDD														587	873
6	1234678-HpCDD		562	299	263	1.14	NO	35.86	1.00	35.83	35.90	3.4405378		NA210422MB	795	824
7	OCDD		8222	3736	4486	0.83	NO	37.36	1.00	37.33	37.40	65.538621			645	800
8	2378-TCDF														819	1194
9	12378-PeCDF														537	846
10	23478-PeCDF														537	846
11	123478-HxCDF														1071	848
12	123678-HxCDF														1071	848
13	234678-HxCDF														1071	848
14	123789-HxCDF														1071	848
15	1234678-HpCDF														514	935
16	1234789-HpCDF														514	935
17	OCDF		667	276	391	0.71	YES	37.46	1.00	37.43	37.49	4.4974597			591	724
18	37Cl-2378-TCDD FS														857	
19	13C-123478-HxCDD FS														3341	3787
20	13C-23478-PeCDF FS		1954	1275	678	1.88	YES	31.97	1.16	31.93	32.00	4.5856823	0.0		2283	2255
21	13C-123478-HxCDF FS														4598	4741
22	13C-1234789-HpCDF FS		2053	910	1143	0.80	YES	36.12	1.05	36.08	36.15	12.247157	0.1		2772	3326
23	13C-2378-TCDD ES		1585792	686312	899480	0.76	NO	28.24	1.03	28.20	28.27	3406.7571	85.2		3427	2247
24	13C-12378-PeCDD ES		1249328	776227	473101	1.64	NO	32.19	1.17	32.15	32.22	3704.3296	92.6		2193	1484
25	13C-123678-HxCDD ES		975475	539252	436223	1.24	NO	34.26	1.00	34.23	34.30	3133.5426	78.3		3341	3787
26	13C-1234678-HpCDD ES		699050	356714	342336	1.04	NO	35.86	1.04	35.83	35.90	3240.9203	81.0		5333	4323
27	13C-OCDD ES		891485	430184	461302	0.93	NO	37.35	1.09	37.32	37.39	6165.5834	77.1		3883	2900
28	13C-2378-TCDF ES		1926542	844447	1082095	0.78	NO	27.31	0.99	27.27	27.34	3423.5075	85.6		5320	2471
29	13C-12378-PeCDF ES		1659786	1012028	647759	1.56	NO	31.27	1.14	31.23	31.30	3481.8623	87.0		2283	2255
30	13C-123678-HxCDF ES		1163379	397928	765451	0.52	NO	33.80	0.98	33.76	33.83	3384.5470	84.6		4598	4741
31	13C-1234678-HpCDF ES		878066	272308	605757	0.45	NO	35.31	1.03	35.27	35.34	3492.6182	87.3		2772	3326
32	13C-123789-HxCDF CS		791298	276515	514782	0.54	NO	34.53	1.00	34.49	34.56	3025.1495	75.6		4598	4741
33	13C-1234-TCDD IS		1557379	674088	883291	0.76	NO	27.54	0.00	27.51	27.57	115.38218	2.9		3427	2247
34	13C-123789-HxCDD IS		1191449	638132	553317	1.15	NO	34.38	0.00	34.35	34.41	82.581351	2.1		3341	3787
35	Total-Tetradoxins			0											1520	
36	Total-Pentadoxins			0											808	
37	Total-Hexadoxins			0											587	

**Quantify Sample Summary Report      MassLynx MassLynx V4.1 SCN 901**

Dataset: I:\Organics Instrument\HIGHRES GCMS Completed Results Files\HR-7\7-210421A-M23-0422NA.qld

Last Altered: Monday, April 26, 2021 16:05:34 Eastern Daylight Time

Printed: Monday, April 26, 2021 16:06:52 Eastern Daylight Time

**Name: 7-210421A06, Date: 21-Apr-2021, Time: 16:12:36, ID: WG3507253-1, Description: M23 MB, Vial: Tray1:5**

	Target Analyte	#Hom	Total Area	Ion1 Area	Ion2 Area	Ra	Ra Fail=YES	RT	RRT	RT LCL	RT UCL	pg	%Rec	Mod.Comment	Noise 1	Noise 2
38	Total-Heptadioxins	1		299								3.4405378			795	
39	Total-OCDD	1		3736								65.538621			645	
40	Total-Tetrafurans			0											819	
41	Total-PeCDF-F1			0								0.00000000			1123	
42	Total-Pentafurans			0											537	
43	Total-Hexafurans			0											1071	
44	Total-Heptafurans			0											514	
45	Totals-OCDF			0								0.00000000			591	
46	Totals-37Cl-2378-TCDD	4		526								1.3857062			857	

**Quantify Sample Summary Report**      **MassLynx MassLynx V4.1 SCN 901**

Dataset: I:\Organics Instrument\HIGHRES GCMS Completed Results Files\HR-7\7-210421A-M23-0422NA.qld

Last Altered: Monday, April 26, 2021 16:05:34 Eastern Daylight Time

Printed: Monday, April 26, 2021 16:06:52 Eastern Daylight Time

**Name: 7-210421A07, Date: 21-Apr-2021, Time: 16:55:00, ID: WG3507253-4, Description: M23 RB, Vial: Tray1:6**

	Target Analyte	#Hom	Total Area	Ion1 Area	Ion2 Area	Ra	Ra Fail=YES	RT	RRT	RT LCL	RT UCL	pg	%Rec	Mod.Comment	Noise 1	Noise 2
1	2378-TCDD														1308	780
2	12378-PeCDD														1219	1222
3	123478-HxCDD														626	576
4	123678-HxCDD														626	576
5	123789-HxCDD														626	576
6	1234678-HpCDD		498	266	233	1.14	NO	35.88	1.00	35.84	35.91	3.2271391		NA210422MB	726	595
7	OCDD		6806	2939	3866	0.76	NO	37.35	1.00	37.32	37.39	52.691339			1143	734
8	2378-TCDF														578	1116
9	12378-PeCDF														654	861
10	23478-PeCDF														654	861
11	123478-HxCDF														761	591
12	123678-HxCDF														761	591
13	234678-HxCDF														761	591
14	123789-HxCDF		246	111	135	0.82	YES	34.54	1.00	34.50	34.57	1.1945632		NA210422MA	761	591
15	1234678-HpCDF														919	466
16	1234789-HpCDF														919	466
17	OCDF		395	165	230	0.72	YES	37.45	1.00	37.42	37.49	2.5900935		NA210422MB	496	1111
18	37Cl-2378-TCDD FS														656	
19	13C-123478-HxCDD FS														1809	2433
20	13C-23478-PeCDF FS		1250	792	458	1.73	NO	31.97	1.16	31.93	32.00	3.9124188	0.0		2350	1978
21	13C-123478-HxCDF FS														6026	4554
22	13C-1234789-HpCDF FS		2606	926	1680	0.55	YES	36.12	1.05	36.08	36.15	17.393192	0.1		2520	3900
23	13C-2378-TCDD ES		1145405	494630	650776	0.76	NO	28.22	1.02	28.19	28.26	2542.7551	63.6		3577	2077
24	13C-12378-PeCDD ES		947601	582662	364939	1.60	NO	32.19	1.17	32.15	32.22	2903.4150	72.6		1540	1533
25	13C-123678-HxCDD ES		805926	447938	357988	1.25	NO	34.26	1.00	34.23	34.30	2567.8237	64.2		1809	2433
26	13C-1234678-HpCDD ES		661366	342228	319137	1.07	NO	35.86	1.04	35.83	35.90	3041.2500	76.0		3672	4818
27	13C-OCDD ES		917817	423465	494352	0.86	NO	37.35	1.09	37.32	37.39	6296.0328	78.7		2689	2523
28	13C-2378-TCDF ES		1401403	617567	783835	0.79	NO	27.31	0.99	27.27	27.34	2573.3939	64.3		5383	2713
29	13C-12378-PeCDF ES		1244308	763693	480615	1.59	NO	31.27	1.14	31.23	31.30	2697.3538	67.4		2350	1978
30	13C-123678-HxCDF ES		959349	329950	629399	0.52	NO	33.80	0.98	33.76	33.83	2768.2575	69.2		6026	4554
31	13C-1234678-HpCDF ES		784734	247143	537591	0.46	NO	35.31	1.03	35.27	35.34	3095.9727	77.4		2520	3900
32	13C-123789-HxCDF CS		704672	239984	464688	0.52	NO	34.53	1.00	34.49	34.56	2672.0494	66.8		6026	4554
33	13C-1234-TCDD IS		1507106	651907	855200	0.76	NO	27.54	0.00	27.51	27.57	111.65757	2.8		3577	2077
34	13C-123789-HxCDD IS		1201226	673952	527274	1.28	NO	34.38	0.00	34.35	34.41	83.259029	2.1		1809	2433
35	Total-Tetradoxins			0											1308	
36	Total-Pentadoxins			0								0.00000000			1219	
37	Total-Hexadoxins			0											626	

**Quantify Sample Summary Report      MassLynx MassLynx V4.1 SCN 901**

Dataset: I:\Organics Instrument\HIGHRES GCMS Completed Results Files\HR-7\7-210421A-M23-0422NA.qld

Last Altered: Monday, April 26, 2021 16:05:34 Eastern Daylight Time

Printed: Monday, April 26, 2021 16:06:52 Eastern Daylight Time

**Name: 7-210421A07, Date: 21-Apr-2021, Time: 16:55:00, ID: WG3507253-4, Description: M23 RB, Vial: Tray1:6**

	Target Analyte	#Hom	Total Area	Ion1 Area	Ion2 Area	Ra	Ra Fail=YES	RT	RRT	RT LCL	RT UCL	pg	%Rec	Mod.Comment	Noise 1	Noise 2
38	Total-Heptadioxins	1		266								3.2271391			726	
39	Total-OCDD	1		2939								52.691339			1143	
40	Total-Tetrafurans			0											578	
41	Total-PeCDF-F1			0											1016	
42	Total-Pentafurans			0											654	
43	Total-Hexafurans			0								0.00000000			761	
44	Total-Heptafurans			0											919	
45	Totals-OCDF			0								0.00000000			496	
46	Totals-37Cl-2378-TCDD	1		134								0.48996980			656	

Quantify Sample Summary Report

MassLynx MassLynx V4.1 SCN 901

Dataset: I:\Organics Instrument\HIGHRES GCMS Completed Results Files\HR-7\7-210421A-M23-0422NA.qld

Last Altered: Monday, April 26, 2021 16:05:34 Eastern Daylight Time

Printed: Monday, April 26, 2021 16:06:52 Eastern Daylight Time

Name: 7-210421A08, Date: 21-Apr-2021, Time: 17:37:28, ID: L2569163-1, Description: M23, Vial: Tray1:7

	Target Analyte	#Hom	Total Area	Ion1 Area	Ion2 Area	Ra	Ra Fail=YES	RT	RRT	RT LCL	RT UCL	pg	%Rec	Mod.Comment	Noise 1	Noise 2
1	2378-TCDD														1580	1895
2	12378-PeCDD		386	269	117	2.31	YES	32.20	1.00	32.16	32.23	1.5813931		NA210422MB	1385	1273
3	123478-HxCDD		516	347	169	2.05	YES	34.21	1.00	34.18	34.24	2.4737621		NA210422MB	1561	723
4	123678-HxCDD		905	448	457	0.98	YES	34.26	1.00	34.23	34.30	3.3169830			1561	723
5	123789-HxCDD		938	427	511	0.84	YES	34.38	1.00	34.35	34.41	3.7920936		NA210422MB	1561	723
6	1234678-HpCDD		7020	3481	3539	0.98	NO	35.86	1.00	35.83	35.90	52.551297		NA210422MB	1251	1050
7	OCDD		26011	12267	13745	0.89	NO	37.35	1.00	37.32	37.39	267.24468			1629	780
8	2378-TCDF														1988	2508
9	12378-PeCDF		1010	597	413	1.45	NO	31.29	1.00	31.26	31.32	3.1990435		NA210422MB	2160	1428
10	23478-PeCDF		1840	1274	566	2.25	YES	31.99	1.16	31.96	32.02	5.1746149		NA210422MB	2160	1428
11	123478-HxCDF		1256	710	545	1.30	NO	33.73	0.98	33.70	33.77	4.4805917		NA210422MB	2712	1750
12	123678-HxCDF		1296	705	591	1.19	NO	33.80	1.00	33.76	33.83	3.9081136		NA210422MB	2712	1750
13	234678-HxCDF		1147	521	626	0.83	YES	34.11	0.99	34.08	34.15	3.7660953		NA210422MB	2712	1750
14	123789-HxCDF		247	173	75	2.31	YES	34.54	1.00	34.50	34.57	0.98561202		NA210422MA	2712	1750
15	1234678-HpCDF		3284	2205	1079	2.04	NO	35.31	1.00	35.27	35.34	18.535965			726	791
16	1234789-HpCDF		362	246	116	2.12	NO	36.11	1.05	36.07	36.14	2.5969683		NA210422MB	726	791
17	OCDF		1797	833	964	0.86	NO	37.45	1.00	37.42	37.49	15.614712			1113	1038
18	37Cl-2378-TCDD FS		571740	571740				28.25	1.00	28.22	28.29	1770.3434	98.4		1333	
19	13C-123478-HxCDD FS		3633435	2021757	1611679	1.25	NO	34.20	0.99	34.17	34.23	17501.671	97.2	NA210422MS	2670	11255
20	13C-23478-PeCDF FS		6794772	4121693	2673078	1.54	NO	31.98	1.16	31.95	32.01	19567.792	108.7		5887	2177
21	13C-123478-HxCDF FS		4625711	1581691	3044020	0.52	NO	33.72	0.98	33.69	33.76	19563.832	108.7		4544	5427
22	13C-1234789-HpCDF FS		2369924	743845	1626079	0.46	NO	36.11	1.05	36.07	36.14	17303.894	96.1		8743	7578
23	13C-2378-TCDD ES		1348751	585106	763646	0.77	NO	28.22	1.02	28.19	28.26	2981.0416	74.5		3132	2157
24	13C-12378-PeCDD ES		1023710	634584	389126	1.63	NO	32.19	1.17	32.15	32.22	3122.8505	78.1		1586	2641
25	13C-123678-HxCDD ES		1131653	632371	499281	1.27	NO	34.23	1.00	34.20	34.26	3720.9813	93.0	NA210422MS	2670	11255
26	13C-1234678-HpCDD ES		571960	290340	281619	1.03	NO	35.85	1.04	35.82	35.89	2714.2530	67.9		3925	5121
27	13C-OCDD ES		691630	330663	360968	0.92	NO	37.34	1.09	37.31	37.38	4896.2014	61.2		2188	1947
28	13C-2378-TCDF ES		1696033	739939	956094	0.77	NO	27.31	0.99	27.27	27.34	3100.7615	77.5		6714	2601
29	13C-12378-PeCDF ES		1352822	829648	523175	1.59	NO	31.27	1.14	31.23	31.30	2919.7221	73.0		5887	2177
30	13C-123678-HxCDF ES		1167528	402273	765255	0.53	NO	33.79	0.98	33.75	33.82	3476.7350	86.9		4544	5427
31	13C-1234678-HpCDF ES		717385	222947	494439	0.45	NO	35.30	1.03	35.26	35.33	2920.7991	73.0		8743	7578
32	13C-123789-HxCDF CS		704380	242230	462150	0.52	NO	34.53	1.00	34.49	34.56	2756.3789	68.9		4544	5427
33	13C-1234-TCDD IS		1513747	656554	857193	0.77	NO	27.54	0.00	27.51	27.57	112.14954	2.8		3132	2157
34	13C-123789-HxCDD IS		1163993	643934	520059	1.24	NO	34.38	0.00	34.35	34.41	80.678332	2.0		2670	11255
35	Total-Tetradoxins			0								0.0000000			1580	
36	Total-Pentadoxins	3		2101								14.038093			1385	
37	Total-Hexadoxins	3		3617								26.907246			1561	



**Quantify Sample Summary Report      MassLynx MassLynx V4.1 SCN 901**

Dataset: I:\Organics Instrument\HIGHRES GCMS Completed Results Files\HR-7\7-210421A-M23-0422NA.qld

Last Altered: Monday, April 26, 2021 16:05:34 Eastern Daylight Time

Printed: Monday, April 26, 2021 16:06:52 Eastern Daylight Time

**Name: 7-210421A08, Date: 21-Apr-2021, Time: 17:37:28, ID: L2569163-1, Description: M23, Vial: Tray1:7**

	Target Analyte	#Hom	Total Area	Ion1 Area	Ion2 Area	Ra	Ra Fail=YES	RT	RRT	RT LCL	RT UCL	pg	%Rec	Mod.Comment	Noise 1	Noise 2
38	Total-Heptadioxins	2		8039								120.07556			1251	
39	Total-OCDD	1		12267								267.24468			1629	
40	Total-Tetrafurans	6		8750								48.001089			1988	
41	Total-PeCDF-F1	1		1177								5.7831210			1580	
42	Total-Pentafurans	3		3728								18.972482			2160	
43	Total-Hexafurans	2		1415								8.3887053			2712	
44	Total-Heptafurans	2		2451								21.132933			726	
45	Totals-OCDF	1		833								15.614712			1113	
46	Totals-37Cl-2378-TCDD	19		1028839								3185.7099			1333	

Quantify Sample Summary Report **MassLynx MassLynx V4.1 SCN 901**

Dataset: I:\Organics Instrument\HIGHRES GCMS Completed Results Files\HR-7\7-210421A-M23-0422NA.qld

Last Altered: Monday, April 26, 2021 16:05:34 Eastern Daylight Time

Printed: Monday, April 26, 2021 16:06:52 Eastern Daylight Time

**Name: 7-210421A09, Date: 21-Apr-2021, Time: 18:19:57, ID: L2569163-2, Description: M23, Vial: Tray1:8**

	Target Analyte	#Hom	Total Area	Ion1 Area	Ion2 Area	Ra	Ra Fail=YES	RT	RRT	RT LCL	RT UCL	pg	%Rec	Mod.Comment	Noise 1	Noise 2
1	2378-TCDD														1400	1422
2	12378-PeCDD		413	208	205	1.02	YES	32.19	1.00	32.15	32.22	2.2854213		NA210422MB	1100	1386
3	123478-HxCDD		379	221	158	1.40	NO	34.21	1.00	34.18	34.24	2.9143629		NA210422MB	965	966
4	123678-HxCDD		817	401	416	0.96	YES	34.25	1.00	34.22	34.29	4.7986680		NA210422MB	965	966
5	123789-HxCDD		833	595	238	2.50	YES	34.38	1.00	34.35	34.41	5.3928980		NA210422MB	965	966
6	1234678-HpCDD		6433	3142	3291	0.95	NO	35.85	1.00	35.82	35.89	60.355498			1518	815
7	OCDD		23083	10775	12308	0.88	NO	37.34	1.00	37.31	37.38	282.05327			1074	588
8	2378-TCDF		1128	627	501	1.25	YES	27.35	1.00	27.32	27.38	3.9880146			1436	1995
9	12378-PeCDF		1012	708	304	2.33	YES	31.27	1.00	31.23	31.30	4.4063599		NA210422MJ	815	2555
10	23478-PeCDF		1814	1138	676	1.68	NO	31.99	1.16	31.96	32.02	7.0132677		NA210422MJ	815	2555
11	123478-HxCDF		1586	899	687	1.31	NO	33.72	0.98	33.69	33.76	7.3472890		NA210422MB	1722	2190
12	123678-HxCDF		1616	1098	517	2.12	YES	33.80	1.00	33.76	33.83	6.3255549		NA210422MB	1722	2190
13	234678-HxCDF		1662	944	718	1.31	NO	34.11	0.99	34.08	34.15	7.0817355		NA210422MB	1722	2190
14	123789-HxCDF		546	335	211	1.59	YES	34.53	1.00	34.49	34.56	2.8295132		NA210422MA	1722	2190
15	1234678-HpCDF		3498	2380	1118	2.13	NO	35.30	1.00	35.26	35.33	24.316395		NA210422MB	3141	688
16	1234789-HpCDF		468	267	201	1.33	YES	36.12	1.05	36.08	36.15	4.1359034		NA210422MB	3141	688
17	OCDF		2095	988	1107	0.89	NO	37.43	1.00	37.40	37.47	21.650657		NA210422MB	864	981
18	37Cl-2378-TCDD FS		399782	399782				28.24	1.00	28.20	28.27	1716.4187	95.4		1763	
19	13C-123478-HxCDD FS		3000867	1668162	1332704	1.25	NO	34.20	1.00	34.17	34.23	23155.714	128.6		1496	2580
20	13C-23478-PeCDF FS		4943569	3011831	1931738	1.56	NO	31.97	1.16	31.93	32.00	19571.518	108.7		4130	3805
21	13C-123478-HxCDF FS		3423764	1176404	2247360	0.52	NO	33.71	0.98	33.68	33.74	18798.820	104.4		7782	5010
22	13C-1234789-HpCDF FS		1894463	602763	1291699	0.47	NO	36.11	1.05	36.07	36.14	17033.942	94.6		3046	5058
23	13C-2378-TCDD ES		972726	419020	553707	0.76	NO	28.22	1.03	28.19	28.26	2173.4162	54.3		3529	2195
24	13C-12378-PeCDD ES		757789	465337	292452	1.59	NO	32.18	1.17	32.14	32.21	2336.8928	58.4		1574	1281
25	13C-123678-HxCDD ES		706421	396761	309660	1.28	NO	34.24	1.00	34.21	34.27	2165.2697	54.1		1496	2580
26	13C-1234678-HpCDD ES		456330	238331	217999	1.09	NO	35.85	1.04	35.82	35.89	2018.6801	50.5		2652	3727
27	13C-OCDD ES		581544	277123	304421	0.91	NO	37.34	1.09	37.30	37.37	3837.7036	48.0		2222	1944
28	13C-2378-TCDF ES		1217698	535640	682058	0.79	NO	27.29	0.99	27.26	27.32	2250.5559	56.3		5450	2293
29	13C-12378-PeCDF ES		984065	595749	388316	1.53	NO	31.26	1.14	31.22	31.29	2147.0431	53.7		4130	3805
30	13C-123678-HxCDF ES		899324	296752	602572	0.49	NO	33.79	0.98	33.75	33.82	2496.4572	62.4		7782	5010
31	13C-1234678-HpCDF ES		582550	182930	399620	0.46	NO	35.30	1.03	35.26	35.33	2210.9854	55.3		3046	5058
32	13C-123789-HxCDF CS		557661	191922	365739	0.52	NO	34.52	1.00	34.48	34.55	2034.2580	50.9		7782	5010
33	13C-1234-TCDD IS		1497397	653003	844395	0.77	NO	27.52	0.00	27.49	27.56	110.93825	2.8		3529	2195
34	13C-123789-HxCDD IS		1248667	704698	543969	1.30	NO	34.37	0.00	34.34	34.40	86.547197	2.2		1496	2580
35	Total-Tetradoxins	1		1194								13.131792			1400	
36	Total-Pentadoxins	2		1120								10.219591			1100	
37	Total-Hexadoxins	3		2868								35.742258			965	

**Quantify Sample Summary Report      MassLynx MassLynx V4.1 SCN 901**

Dataset: I:\Organics Instrument\HIGHRES GCMS Completed Results Files\HR-7\7-210421A-M23-0422NA.qld

Last Altered: Monday, April 26, 2021 16:05:34 Eastern Daylight Time

Printed: Monday, April 26, 2021 16:06:52 Eastern Daylight Time

**Name: 7-210421A09, Date: 21-Apr-2021, Time: 18:19:57, ID: L2569163-2, Description: M23, Vial: Tray1:8**

	Target Analyte	#Hom	Total Area	Ion1 Area	Ion2 Area	Ra	Ra Fail=YES	RT	RRT	RT LCL	RT UCL	pg	%Rec	Mod.Comment	Noise 1	Noise 2
38	Total-Heptadioxins	2		6549								127.81564			1518	
39	Total-OCDD	2		10882								284.70997			1074	
40	Total-Tetrafurans	9		10800								90.619558			1436	
41	Total-PeCDF-F1	1		2289								15.465596			2024	
42	Total-Pentafurans	3		3303								21.240703			815	
43	Total-Hexafurans	3		3997								31.160289			1722	
44	Total-Heptafurans	3		3609								38.601930			3141	
45	Totals-OCDF	1		988								21.650657			864	
46	Totals-37Cl-2378-TCDD	18		4092901								17572.403			1763	

**Quantify Sample Summary Report**

**MassLynx MassLynx V4.1 SCN 901**

Dataset: I:\Organics Instrument\HIGHRES GCMS Completed Results Files\HR-7\7-210421A-M23-0422NA.qld

Last Altered: Monday, April 26, 2021 16:05:34 Eastern Daylight Time

Printed: Monday, April 26, 2021 16:06:52 Eastern Daylight Time

**Name: 7-210421A10, Date: 21-Apr-2021, Time: 19:02:18, ID: L2569163-3, Description: M23, Vial: Tray1:9**

	Target Analyte	#Hom	Total Area	Ion1 Area	Ion2 Area	Ra	Ra Fail=YES	RT	RRT	RT LCL	RT UCL	pg	%Rec	Mod.Comment	Noise 1	Noise 2
1	2378-TCDD														1496	886
2	12378-PeCDD														936	862
3	123478-HxCDD		180	110	70	1.56	YES	34.22	1.00	34.19	34.25	2.9772403		NA210422MB	694	1087
4	123678-HxCDD		317	133	185	0.72	YES	34.27	1.00	34.24	34.31	4.0246451		NA210422MB	694	1087
5	123789-HxCDD		159	112	47	2.40	YES	34.39	1.00	34.36	34.42	2.2195760		NA210422MB	694	1087
6	1234678-HpCDD		2671	1298	1373	0.94	NO	35.86	1.00	35.83	35.90	55.711382		NA210422MS	763	833
7	OCDD		10820	5306	5513	0.96	NO	37.35	1.00	37.32	37.39	309.13850			821	719
8	2378-TCDF														1120	1464
9	12378-PeCDF		455	269	186	1.44	NO	31.29	1.00	31.26	31.32	4.5164705			1325	1212
10	23478-PeCDF		451	210	241	0.87	YES	32.01	1.16	31.98	32.04	3.9776929		NA210422MB	1325	1212
11	123478-HxCDF		377	262	115	2.27	YES	33.74	0.98	33.71	33.78	3.7566199			636	1329
12	123678-HxCDF		443	244	199	1.22	NO	33.81	1.00	33.77	33.84	3.7303587			636	1329
13	234678-HxCDF		504	329	175	1.87	YES	34.12	0.99	34.09	34.16	4.6229641			636	1329
14	123789-HxCDF		160	109	52	2.11	YES	34.55	1.00	34.52	34.58	1.7849332		NA210422MB	636	1329
15	1234678-HpCDF		687	418	269	1.55	YES	35.31	1.00	35.27	35.34	10.748911		NA210422MB	1866	893
16	1234789-HpCDF		292	207	85	2.44	YES	36.13	1.05	36.09	36.16	5.8108717		NA210422MB	1866	893
17	OCDF		890	439	451	0.97	NO	37.45	1.00	37.42	37.49	21.523191			554	789
18	37Cl-2378-TCDD FS		174851	174851				28.30	1.00	28.26	28.33	1723.1768	95.7		1325	
19	13C-123478-HxCDD FS		1194547	663761	530785	1.25	NO	34.21	0.99	34.18	34.24	19897.065	110.5		2595	2712
20	13C-23478-PeCDF FS		2010082	1217461	792622	1.54	NO	31.99	1.16	31.96	32.02	18148.169	100.8		2414	2506
21	13C-123478-HxCDF FS		1440007	494979	945028	0.52	NO	33.73	0.98	33.70	33.77	17017.324	94.5		2937	4638
22	13C-1234789-HpCDF FS		807513	253278	554235	0.46	NO	36.12	1.05	36.08	36.15	16352.339	90.8		3509	5179
23	13C-2378-TCDD ES		423769	183590	240179	0.76	NO	28.27	1.02	28.23	28.30	2996.3909	74.9		2536	1762
24	13C-12378-PeCDD ES		322771	202989	119782	1.69	NO	32.20	1.17	32.16	32.23	3149.9424	78.7		910	1054
25	13C-123678-HxCDD ES		327257	183472	143786	1.28	NO	34.26	1.00	34.23	34.30	3327.1825	83.2		2595	2712
26	13C-1234678-HpCDD ES		205282	105260	100022	1.05	NO	35.86	1.04	35.83	35.90	3012.1628	75.3		2529	2393
27	13C-OCDD ES		248701	116783	131918	0.89	NO	37.35	1.09	37.32	37.39	5443.8433	68.0		2212	1706
28	13C-2378-TCDF ES		516848	227313	289535	0.79	NO	27.35	0.99	27.32	27.38	3022.9494	75.6		4906	2269
29	13C-12378-PeCDF ES		431508	263253	168255	1.56	NO	31.29	1.13	31.26	31.32	2979.3610	74.5		2414	2506
30	13C-123678-HxCDF ES		417846	150026	267820	0.56	NO	33.80	0.98	33.76	33.83	3847.3629	96.2		2937	4638
31	13C-1234678-HpCDF ES		258661	78428	180234	0.44	NO	35.31	1.03	35.27	35.34	3256.2934	81.4		3509	5179
32	13C-123789-HxCDF CS		239319	83896	155423	0.54	NO	34.54	1.00	34.50	34.57	2895.6904	72.4		2937	4638
33	13C-1234-TCDD IS		473173	208117	265056	0.79	NO	27.58	0.00	27.55	27.62	35.056123	0.9		2536	1762
34	13C-123789-HxCDD IS		376450	209248	167202	1.25	NO	34.39	0.00	34.36	34.42	26.092402	0.7		2595	2712
35	Total-Tetradoxins			0											1496	
36	Total-Pentadoxins			0								0.00000000			936	
37	Total-Hexadoxins	1		444								12.039572			694	

**Quantify Sample Summary Report      MassLynx MassLynx V4.1 SCN 901**

Dataset: I:\Organics Instrument\HIGHRES GCMS Completed Results Files\HR-7\7-210421A-M23-0422NA.qld

Last Altered: Monday, April 26, 2021 16:05:34 Eastern Daylight Time

Printed: Monday, April 26, 2021 16:06:52 Eastern Daylight Time

**Name: 7-210421A10, Date: 21-Apr-2021, Time: 19:02:18, ID: L2569163-3, Description: M23, Vial: Tray1:9**

	Target Analyte	#Hom	Total Area	Ion1 Area	Ion2 Area	Ra	Ra Fail=YES	RT	RRT	RT LCL	RT UCL	pg	%Rec	Mod.Comment	Noise 1	Noise 2
38	Total-Heptadioxins	1		1298								55.711382			763	
39	Total-OCDD	2		5560								323.61566			821	
40	Total-Tetrafurans	4		987								19.148940			1120	
41	Total-PeCDF-F1			0								0.00000000			1180	
42	Total-Pentafurans	2		644								10.643268			1325	
43	Total-Hexafurans	1		244								3.7303587			636	
44	Total-Heptafurans			0								0.00000000			1866	
45	Totals-OCDF	1		439								21.523191			554	
46	Totals-37Cl-2378-TCDD	18		404972								3991.0422			1325	

**Quantify Sample Summary Report**      **MassLynx MassLynx V4.1 SCN 901**

Dataset: I:\Organics Instrument\HIGHRES GCMS Completed Results Files\HR-7\7-210421A-M23-0422NA.qld

Last Altered: Monday, April 26, 2021 16:05:34 Eastern Daylight Time

Printed: Monday, April 26, 2021 16:06:52 Eastern Daylight Time

**Name: 7-210421A11, Date: 21-Apr-2021, Time: 19:44:46, ID: L2569163-4, Description: M23, Vial: Tray1:10**

	Target Analyte	#Hom	Total Area	Ion1 Area	Ion2 Area	Ra	Ra Fail=YES	RT	RRT	RT LCL	RT UCL	pg	%Rec	Mod.Comment	Noise 1	Noise 2
1	2378-TCDD														1339	940
2	12378-PeCDD														861	1286
3	123478-HxCDD		217	136	82	1.66	YES	34.22	1.00	34.19	34.25	4.2539697		NA210422MB	1256	1042
4	123678-HxCDD		155	48	107	0.45	YES	34.26	1.00	34.23	34.30	2.3149491		NA210422MB	1256	1042
5	123789-HxCDD		348	88	260	0.34	YES	34.38	1.00	34.35	34.41	5.7476056		NA210422MB	1256	1042
6	1234678-HpCDD		2004	1061	943	1.12	NO	35.88	1.00	35.84	35.91	62.514745		NA210422MB	687	617
7	OCDD		8610	3815	4795	0.80	NO	37.36	1.00	37.33	37.40	369.99704			923	756
8	2378-TCDF														1283	1547
9	12378-PeCDF		309	167	142	1.17	YES	31.31	1.00	31.28	31.34	3.9178309			1324	1016
10	23478-PeCDF														1324	1016
11	123478-HxCDF														1839	1166
12	123678-HxCDF														1839	1166
13	234678-HxCDF		367	253	115	2.20	YES	34.15	0.99	34.11	34.18	4.5303020			1839	1166
14	123789-HxCDF														1839	1166
15	1234678-HpCDF		630	455	176	2.59	YES	35.32	1.00	35.28	35.35	13.966954		NA210422MB	723	557
16	1234789-HpCDF														723	557
17	OCDF		790	427	363	1.18	YES	37.46	1.00	37.43	37.49	28.709198		NA210422MB	1394	596
18	37Cl-2378-TCDD FS		149088	149088				28.30	1.00	28.26	28.33	1750.0056	97.2		1065	
19	13C-123478-HxCDD FS		906552	499852	406700	1.23	NO	34.21	0.99	34.18	34.24	17829.254	99.1	NA210422MB	3082	3654
20	13C-23478-PeCDF FS		1699208	1031386	667823	1.54	NO	31.99	1.16	31.96	32.02	19603.703	108.9		1422	1778
21	13C-123478-HxCDF FS		1159996	398079	761917	0.52	NO	33.73	0.98	33.70	33.77	18428.152	102.4		2075	2653
22	13C-1234789-HpCDF FS		564653	178213	386440	0.46	NO	36.12	1.05	36.08	36.15	16180.025	89.9		7644	3300
23	13C-2378-TCDD ES		355791	154454	201337	0.77	NO	28.27	1.02	28.23	28.30	2694.5558	67.4		2949	1785
24	13C-12378-PeCDD ES		248050	153498	94552	1.62	NO	32.20	1.17	32.16	32.23	2592.8044	64.8		1447	1122
25	13C-123678-HxCDD ES		277163	157140	120023	1.31	NO	34.26	1.00	34.23	34.30	3351.6431	83.8	NA210422MB	3082	3654
26	13C-1234678-HpCDD ES		137251	71723	65528	1.09	NO	35.86	1.04	35.83	35.90	2395.4047	59.9		772	1472
27	13C-OCDD ES		165356	76237	89119	0.86	NO	37.35	1.09	37.32	37.39	4305.1048	53.8		1109	1365
28	13C-2378-TCDF ES		452715	200949	251766	0.80	NO	27.35	0.99	27.32	27.38	2836.0594	70.9		4051	2083
29	13C-12378-PeCDF ES		337689	205007	132681	1.55	NO	31.29	1.13	31.26	31.32	2497.3156	62.4		1422	1778
30	13C-123678-HxCDF ES		310826	108063	202763	0.53	NO	33.80	0.98	33.76	33.83	3404.0827	85.1		2075	2653
31	13C-1234678-HpCDF ES		182795	55777	127018	0.44	NO	35.31	1.03	35.27	35.34	2737.1092	68.4		7644	3300
32	13C-123789-HxCDF CS		169543	57797	111746	0.52	NO	34.54	1.00	34.50	34.57	2439.9993	61.0		2075	2653
33	13C-1234-TCDD IS		441771	189753	252018	0.75	NO	27.58	0.00	27.55	27.62	32.729629	0.8		2949	1785
34	13C-123789-HxCDD IS		316499	174467	142032	1.23	NO	34.39	0.00	34.36	34.42	21.937062	0.5		3082	3654
35	Total-Tetradiioxins	1		371								9.8748839			1339	
36	Total-Pentadiioxins			0								0.0000000			861	
37	Total-Hexadiioxins			0								0.0000000			1256	

**Quantify Sample Summary Report      MassLynx MassLynx V4.1 SCN 901**

Dataset: I:\Organics Instrument\HIGHRES GCMS Completed Results Files\HR-7\7-210421A-M23-0422NA.qld

Last Altered: Monday, April 26, 2021 16:05:34 Eastern Daylight Time

Printed: Monday, April 26, 2021 16:06:52 Eastern Daylight Time

**Name: 7-210421A11, Date: 21-Apr-2021, Time: 19:44:46, ID: L2569163-4, Description: M23, Vial: Tray1:10**

	Target Analyte	#Hom	Total Area	Ion1 Area	Ion2 Area	Ra	Ra Fail=YES	RT	RRT	RT LCL	RT UCL	pg	%Rec	Mod.Comment	Noise 1	Noise 2
38	Total-Heptadioxins	2		2533								151.35077			687	
39	Total-OCDD	1		3815								369.99704			923	
40	Total-Tetrafurans	2		288								6.3209954			1283	
41	Total-PeCDF-F1			0											1143	
42	Total-Pentafurans			0								0.00000000			1324	
43	Total-Hexafurans			0								0.00000000			1839	
44	Total-Heptafurans			0								0.00000000			723	
45	Totals-OCDF			0								0.00000000			1394	
46	Totals-37Cl-2378-TCDD	17		364008								4272.7384			1065	

**Quantify Sample Summary Report**

**MassLynx MassLynx V4.1 SCN 901**

Dataset: I:\Organics Instrument\HIGHRES GCMS Completed Results Files\HR-7\7-210421A-M23-0422NA.qld

Last Altered: Monday, April 26, 2021 16:05:34 Eastern Daylight Time

Printed: Monday, April 26, 2021 16:06:52 Eastern Daylight Time

**Name: 7-210421A12, Date: 21-Apr-2021, Time: 20:27:16, ID: L2569163-5, Description: M23, Vial: Tray1:11**

	Target Analyte	#Hom	Total Area	Ion1 Area	Ion2 Area	Ra	Ra Fail=YES	RT	RRT	RT LCL	RT UCL	pg	%Rec	Mod.Comment	Noise 1	Noise 2
1	2378-TCDD														1367	1077
2	12378-PeCDD		324	196	128	1.53	NO	32.20	1.00	32.16	32.23	1.4168914		NA210422MB	1107	1348
3	123478-HxCDD		466	277	189	1.47	YES	34.21	1.00	34.18	34.24	2.7756554		NA210422MB	522	1098
4	123678-HxCDD		997	534	463	1.15	NO	34.26	1.00	34.23	34.30	4.5366442		NA210422MB	522	1098
5	123789-HxCDD		1038	455	583	0.78	YES	34.38	1.00	34.35	34.41	5.2071072		NA210422MS	522	1098
6	1234678-HpCDD		8253	4111	4142	0.99	NO	35.86	1.00	35.83	35.90	61.568173		NA210422MB	1179	1733
7	OCDD		33483	15353	18130	0.85	NO	37.35	1.00	37.32	37.39	298.14603			1084	842
8	2378-TCDF		844	398	446	0.89	YES	27.32	1.00	27.29	27.35	2.3272618			1619	2853
9	12378-PeCDF		993	646	347	1.87	YES	31.26	1.00	31.22	31.29	3.3542079		NA210422MJ	1684	2053
10	23478-PeCDF		1182	751	430	1.75	NO	31.98	1.16	31.95	32.01	3.5440041			1684	2053
11	123478-HxCDF		1012	605	407	1.49	YES	33.72	0.98	33.69	33.76	3.5713834		NA210422MB	1923	966
12	123678-HxCDF		739	358	381	0.94	YES	33.79	1.00	33.75	33.82	2.2030290			1923	966
13	234678-HxCDF		1101	627	474	1.32	NO	34.11	0.99	34.08	34.15	3.5721437			1923	966
14	123789-HxCDF		729	376	353	1.06	NO	34.55	1.00	34.52	34.58	2.8748097		NA210422MB	1923	966
15	1234678-HpCDF		1887	1157	730	1.58	YES	35.30	1.00	35.26	35.33	10.531210			1184	853
16	1234789-HpCDF		300	161	138	1.17	YES	36.12	1.05	36.08	36.15	2.1272445			1184	853
17	OCDF		1697	810	886	0.91	NO	37.44	1.00	37.41	37.48	12.779431		NA210422MB	458	1005
18	37Cl-2378-TCDD FS		521090	521090				28.24	1.00	28.20	28.27	1706.0724	94.8		1250	
19	13C-123478-HxCDD FS		3531415	1963001	1568414	1.25	NO	34.20	0.99	34.17	34.23	21113.349	117.3		4160	3262
20	13C-23478-PeCDF FS		6211373	3787057	2424316	1.56	NO	31.97	1.16	31.93	32.00	19076.837	106.0		2675	2916
21	13C-123478-HxCDF FS		4271202	1454045	2817158	0.52	NO	33.72	0.98	33.69	33.76	17860.484	99.2		3982	8097
22	13C-1234789-HpCDF FS		2392558	752900	1639658	0.46	NO	36.11	1.05	36.07	36.14	17267.980	95.9		4118	4019
23	13C-2378-TCDD ES		1275575	557654	717922	0.78	NO	28.22	1.03	28.19	28.26	2830.5690	70.8		2636	1674
24	13C-12378-PeCDD ES		959737	596462	363275	1.64	NO	32.18	1.17	32.14	32.21	2939.3960	73.5		2050	1932
25	13C-123678-HxCDD ES		911731	513788	397943	1.29	NO	34.25	1.00	34.22	34.29	2870.7676	71.8		4160	3262
26	13C-1234678-HpCDD ES		573936	294809	279127	1.06	NO	35.85	1.04	35.82	35.89	2608.1645	65.2		4568	6580
27	13C-OCDD ES		798026	374408	423618	0.88	NO	37.34	1.09	37.31	37.38	5409.8956	67.6		1853	1997
28	13C-2378-TCDF ES		1560881	686127	874754	0.78	NO	27.29	0.99	27.26	27.32	2865.0710	71.6		4220	2230
29	13C-12378-PeCDF ES		1268496	766166	502330	1.53	NO	31.26	1.14	31.22	31.29	2748.6619	68.7		2675	2916
30	13C-123678-HxCDF ES		1180863	399077	781786	0.51	NO	33.79	0.98	33.75	33.82	3367.3694	84.2		3982	8097
31	13C-1234678-HpCDF ES		725743	223793	501951	0.45	NO	35.30	1.03	35.26	35.33	2829.5598	70.7		4118	4019
32	13C-123789-HxCDF CS		681848	238588	443260	0.54	NO	34.53	1.00	34.49	34.56	2555.0926	63.9		3982	8097
33	13C-1234-TCDD IS		1507723	658952	848771	0.78	NO	27.52	0.00	27.49	27.56	111.70328	2.8		2636	1674
34	13C-123789-HxCDD IS		1215524	681238	534286	1.27	NO	34.38	0.00	34.35	34.41	84.250030	2.1		4160	3262
35	Total-Tetradoxins	2		1063								8.6925894			1367	
36	Total-Pentadoxins	2		1344								9.7760668			1107	
37	Total-Hexadoxins	2		1924								16.948192			522	



**Quantify Sample Summary Report      MassLynx MassLynx V4.1 SCN 901**

Dataset: I:\Organics Instrument\HIGHRES GCMS Completed Results Files\HR-7\7-210421A-M23-0422NA.qld

Last Altered: Monday, April 26, 2021 16:05:34 Eastern Daylight Time

Printed: Monday, April 26, 2021 16:06:52 Eastern Daylight Time

**Name: 7-210421A12, Date: 21-Apr-2021, Time: 20:27:16, ID: L2569163-5, Description: M23, Vial: Tray1:11**

	Target Analyte	#Hom	Total Area	Ion1 Area	Ion2 Area	Ra	Ra Fail=YES	RT	RRT	RT LCL	RT UCL	pg	%Rec	Mod.Comment	Noise 1	Noise 2
38	Total-Heptadioxins	2		9116								130.30638			1179	
39	Total-OCDD	1		15353								298.14603			1084	
40	Total-Tetrafurans	5		4075								26.314700			1619	
41	Total-PeCDF-F1	1		1885								9.9172103			4070	
42	Total-Pentafurans	6		4051								18.556631			1684	
43	Total-Hexafurans	3		2496								15.514089			1923	
44	Total-Heptafurans			0								0.00000000			1184	
45	Totals-OCDF	1		810								12.779431			458	
46	Totals-37Cl-2378-TCDD	19		1284087								4204.1573			1250	

**Quantify Audit Report MassLynx MassLynx V4.1 SCN 901**

Dataset: I:\Organics Instrument\HIGHRES GCMS Completed Results Files\HR-7\7-210421A-M23-0422NA.qld

Last Altered: Monday, April 26, 2021 16:05:34 Eastern Daylight Time

Printed: Monday, April 26, 2021 16:06:52 Eastern Daylight Time

Date	Time	Event	Details	Comments
22-Apr-21	12:23:22	Process Extract		
22-Apr-21	12:23:22	Process Integrate		
22-Apr-21	12:23:22	Process Quantify		
22-Apr-21	12:23:24	Dataset Created		
22-Apr-21	12:24:03	Dataset Saved	Saved to 'I:\Organics Instrument\HIGHRES GCMS Complete...	
22-Apr-21	12:24:12	Dataset Saved	Saved to 'I:\Organics Instrument\HIGHRES GCMS Complete...	
22-Apr-21	13:48:50	Pre modification peak	Sample:7-210421A08, Compound:13CHXD, RT:34.252	
22-Apr-21	13:48:50	Peak modified	Sample:7-210421A08, Compound:13CHXD, RT:34.252	NA210422MS
22-Apr-21	13:48:50	Pre modification peak	Sample:7-210421A08, Compound:13CHXD, RT:34.199	
22-Apr-21	13:48:50	Peak modified	Sample:7-210421A08, Compound:13CHXD, RT:34.199	NA210422MS
22-Apr-21	13:48:50	Pre modification peak	Sample:7-210421A08, Compound:13CHXD, RT:34.231	
22-Apr-21	13:48:50	Peak modified	Sample:7-210421A08, Compound:13CHXD, RT:34.231	NA210422MS
22-Apr-21	13:48:50	Pre modification peak	Sample:7-210421A08, Compound:13CHXD, RT:34.199	
22-Apr-21	13:48:50	Peak modified	Sample:7-210421A08, Compound:13CHXD, RT:34.199	NA210422MS
22-Apr-21	13:48:50	Peak modified	Sample:7-210421A08, Compound:13CHXD, RT:34.252	NA210422MS
22-Apr-21	13:48:50	Peak modified	Sample:7-210421A08, Compound:13CHXD, RT:34.199	NA210422MS
22-Apr-21	13:48:50	Peak modified	Sample:7-210421A08, Compound:13CHXD, RT:34.231	NA210422MS
22-Apr-21	13:48:50	Peak modified	Sample:7-210421A08, Compound:13CHXD, RT:34.199	NA210422MS
22-Apr-21	13:49:20	Method modified		
22-Apr-21	13:49:24	Process Quantify		
22-Apr-21	13:50:36	Pre modification peak	Sample:7-210421A08, Compound:TD, RT:25.210	
22-Apr-21	13:50:36	Peak modified	Sample:7-210421A08, Compound:TD, RT:25.210	
22-Apr-21	13:50:58	Pre modification peak	Sample:7-210421A09, Compound:TD, RT:24.803	
22-Apr-21	13:50:58	Peak modified	Sample:7-210421A09, Compound:TD, RT:24.803	
22-Apr-21	13:50:58	Pre modification peak	Sample:7-210421A09, Compound:TD, RT:24.934	
22-Apr-21	13:50:58	Peak modified	Sample:7-210421A09, Compound:TD, RT:24.934	
22-Apr-21	13:50:58	Pre modification peak	Sample:7-210421A09, Compound:TD, RT:24.963	
22-Apr-21	13:50:58	Peak modified	Sample:7-210421A09, Compound:TD, RT:24.963	
22-Apr-21	13:51:13	Pre modification peak	Sample:7-210421A11, Compound:TD, RT:25.021	
22-Apr-21	13:51:13	Peak modified	Sample:7-210421A11, Compound:TD, RT:25.021	
22-Apr-21	13:51:13	Pre modification peak	Sample:7-210421A11, Compound:TD, RT:21.543	
22-Apr-21	13:51:13	Peak modified	Sample:7-210421A11, Compound:TD, RT:21.543	
22-Apr-21	13:51:23	Pre modification peak	Sample:7-210421A12, Compound:TD, RT:25.196	
22-Apr-21	13:51:23	Peak modified	Sample:7-210421A12, Compound:TD, RT:25.196	
22-Apr-21	13:51:58	Pre modification peak	Sample:7-210421A08, Compound:PD, RT:31.519	
22-Apr-21	13:51:58	Peak modified	Sample:7-210421A08, Compound:PD, RT:31.519	
22-Apr-21	13:51:58	Pre modification peak	Sample:7-210421A08, Compound:PD, RT:30.666	
22-Apr-21	13:51:58	Peak modified	Sample:7-210421A08, Compound:PD, RT:30.666	
22-Apr-21	13:51:58	Pre modification peak	Sample:7-210421A08, Compound:PD, RT:29.746	
22-Apr-21	13:51:58	Peak modified	Sample:7-210421A08, Compound:PD, RT:29.746	
22-Apr-21	13:51:58	Pre modification peak	Sample:7-210421A08, Compound:PD, RT:31.377	
22-Apr-21	13:51:58	Peak modified	Sample:7-210421A08, Compound:PD, RT:31.377	
22-Apr-21	13:51:58	Pre modification peak	Sample:7-210421A08, Compound:PD, RT:29.746	
22-Apr-21	13:51:58	Peak modified	Sample:7-210421A08, Compound:PD, RT:29.746	
22-Apr-21	13:51:58	Pre modification peak	Sample:7-210421A08, Compound:PD, RT:31.541	
22-Apr-21	13:51:58	Peak modified	Sample:7-210421A08, Compound:PD, RT:31.541	
22-Apr-21	13:51:58	Pre modification peak	Sample:7-210421A08, Compound:PD, RT:29.746	
22-Apr-21	13:51:58	Peak modified	Sample:7-210421A08, Compound:PD, RT:29.746	
22-Apr-21	13:51:58	Pre modification peak	Sample:7-210421A08, Compound:PD, RT:31.683	
22-Apr-21	13:51:58	Peak modified	Sample:7-210421A08, Compound:PD, RT:31.683	
22-Apr-21	13:51:58	Pre modification peak	Sample:7-210421A08, Compound:PD, RT:29.746	
22-Apr-21	13:51:58	Peak modified	Sample:7-210421A08, Compound:PD, RT:29.746	
22-Apr-21	13:52:11	Pre modification peak	Sample:7-210421A08, Compound:PD, RT:32.208	

**Quantify Audit Report MassLynx MassLynx V4.1 SCN 901**

Dataset: I:\Organics Instrument\HIGHRES GCMS Completed Results Files\HR-7\7-210421A-M23-0422NA.qld

Last Altered: Monday, April 26, 2021 16:05:34 Eastern Daylight Time

Printed: Monday, April 26, 2021 16:06:52 Eastern Daylight Time

Date	Time	Event	Details	Comments
22-Apr-21	13:52:11	Peak modified	Sample:7-210421A08, Compound:PD, RT:32.208	NA210422MB
22-Apr-21	13:52:11	Peak added	Sample:7-210421A08, Compound:PD, RT:32.241	NA210422MB
22-Apr-21	13:52:27	Pre modification peak	Sample:7-210421A09, Compound:PD, RT:30.622	
22-Apr-21	13:52:27	Peak modified	Sample:7-210421A09, Compound:PD, RT:30.622	
22-Apr-21	13:52:27	Pre modification peak	Sample:7-210421A09, Compound:PD, RT:29.746	
22-Apr-21	13:52:27	Peak modified	Sample:7-210421A09, Compound:PD, RT:29.746	
22-Apr-21	13:52:37	Pre modification peak	Sample:7-210421A09, Compound:PD, RT:29.746	
22-Apr-21	13:52:37	Peak modified	Sample:7-210421A09, Compound:PD, RT:29.746	
22-Apr-21	13:52:37	Pre modification peak	Sample:7-210421A09, Compound:PD, RT:31.530	
22-Apr-21	13:52:37	Peak modified	Sample:7-210421A09, Compound:PD, RT:31.530	
22-Apr-21	13:52:48	Pre modification peak	Sample:7-210421A09, Compound:PD, RT:32.187	
22-Apr-21	13:52:48	Peak modified	Sample:7-210421A09, Compound:PD, RT:32.187	NA210422MB
22-Apr-21	13:53:08	Pre modification peak	Sample:7-210421A12, Compound:PD, RT:31.672	
22-Apr-21	13:53:08	Peak modified	Sample:7-210421A12, Compound:PD, RT:31.672	
22-Apr-21	13:53:36	Pre modification peak	Sample:7-210421A12, Compound:PD, RT:32.197	
22-Apr-21	13:53:36	Peak modified	Sample:7-210421A12, Compound:PD, RT:32.197	NA210422MB
22-Apr-21	13:53:36	Peak added	Sample:7-210421A12, Compound:PD, RT:32.175	NA210422MB
22-Apr-21	13:53:36	Pre modification peak	Sample:7-210421A12, Compound:PD, RT:32.165	
22-Apr-21	13:53:36	Peak modified	Sample:7-210421A12, Compound:PD, RT:32.165	NA210422MB
22-Apr-21	13:53:36	Pre modification peak	Sample:7-210421A12, Compound:PD, RT:32.197	
22-Apr-21	13:53:36	Peak modified	Sample:7-210421A12, Compound:PD, RT:32.197	NA210422MB
22-Apr-21	13:54:12	Pre modification peak	Sample:7-210421A08, Compound:HXD, RT:34.379	
22-Apr-21	13:54:12	Peak modified	Sample:7-210421A08, Compound:HXD, RT:34.379	NA210422MB
22-Apr-21	13:54:12	Peak added	Sample:7-210421A08, Compound:HXD, RT:34.347	NA210422MB
22-Apr-21	13:54:29	Peak modified	Sample:7-210421A08, Compound:HXD, RT:34.379	NA210422MB
22-Apr-21	13:54:29	Peak modified	Sample:7-210421A08, Compound:HXD, RT:34.358	NA210422MB
22-Apr-21	13:54:37	Peak modified	Sample:7-210421A08, Compound:HXD, RT:34.379	NA210422MB
22-Apr-21	13:54:37	Peak modified	Sample:7-210421A08, Compound:HXD, RT:34.347	NA210422MB
22-Apr-21	13:54:44	Pre modification peak	Sample:7-210421A08, Compound:HXD, RT:34.209	
22-Apr-21	13:54:44	Peak modified	Sample:7-210421A08, Compound:HXD, RT:34.209	NA210422MB
22-Apr-21	13:55:09	Pre modification peak	Sample:7-210421A08, Compound:HXD, RT:33.711	
22-Apr-21	13:55:09	Peak modified	Sample:7-210421A08, Compound:HXD, RT:33.711	
22-Apr-21	13:55:09	Pre modification peak	Sample:7-210421A08, Compound:HXD, RT:33.849	
22-Apr-21	13:55:09	Peak modified	Sample:7-210421A08, Compound:HXD, RT:33.849	
22-Apr-21	13:55:09	Peak added	Sample:7-210421A08, Compound:HXD, RT:33.775	
22-Apr-21	13:55:09	Pre modification peak	Sample:7-210421A08, Compound:HXD, RT:33.860	
22-Apr-21	13:55:09	Peak modified	Sample:7-210421A08, Compound:HXD, RT:33.860	
22-Apr-21	13:55:09	Pre modification peak	Sample:7-210421A08, Compound:HXD, RT:32.947	
22-Apr-21	13:55:09	Peak modified	Sample:7-210421A08, Compound:HXD, RT:32.947	
22-Apr-21	13:55:35	Pre modification peak	Sample:7-210421A09, Compound:HXD, RT:33.849	
22-Apr-21	13:55:35	Peak modified	Sample:7-210421A09, Compound:HXD, RT:33.849	NA210422MS
22-Apr-21	13:55:35	Pre modification peak	Sample:7-210421A09, Compound:HXD, RT:34.379	
22-Apr-21	13:55:35	Peak modified	Sample:7-210421A09, Compound:HXD, RT:34.379	NA210422MS
22-Apr-21	13:55:35	Peak added	Sample:7-210421A09, Compound:HXD, RT:34.347	NA210422MS
22-Apr-21	13:55:35	Pre modification peak	Sample:7-210421A09, Compound:HXD, RT:33.838	
22-Apr-21	13:55:35	Peak modified	Sample:7-210421A09, Compound:HXD, RT:33.838	NA210422MS
22-Apr-21	13:55:35	Peak deleted	Sample:7-210421A09, Compound:HXD, RT:33.944	NA210422MS
22-Apr-21	13:55:59	Pre modification peak	Sample:7-210421A09, Compound:HXD, RT:34.199	
22-Apr-21	13:55:59	Peak modified	Sample:7-210421A09, Compound:HXD, RT:34.199	NA210422MB
22-Apr-21	13:55:59	Pre modification peak	Sample:7-210421A09, Compound:HXD, RT:34.252	
22-Apr-21	13:55:59	Peak modified	Sample:7-210421A09, Compound:HXD, RT:34.252	NA210422MB
22-Apr-21	13:55:59	Peak modified	Sample:7-210421A09, Compound:HXD, RT:34.379	NA210422MB
22-Apr-21	13:55:59	Peak modified	Sample:7-210421A09, Compound:HXD, RT:34.347	NA210422MB

**Quantify Audit Report MassLynx MassLynx V4.1 SCN 901**

Dataset: I:\Organics Instrument\HIGHRES GCMS Completed Results Files\HR-7\7-210421A-M23-0422NA.qld

Last Altered: Monday, April 26, 2021 16:05:34 Eastern Daylight Time

Printed: Monday, April 26, 2021 16:06:52 Eastern Daylight Time

Date	Time	Event	Details	Comments
22-Apr-21	13:56:33	Pre modification peak	Sample:7-210421A10, Compound:HXD, RT:34.273	
22-Apr-21	13:56:33	Peak modified	Sample:7-210421A10, Compound:HXD, RT:34.273	NA210422MB
22-Apr-21	13:56:33	Peak added	Sample:7-210421A10, Compound:HXD, RT:34.199	NA210422MB
22-Apr-21	13:56:33	Peak added	Sample:7-210421A10, Compound:HXD, RT:34.379	NA210422MB
22-Apr-21	13:56:33	Pre modification peak	Sample:7-210421A10, Compound:HXD, RT:34.390	
22-Apr-21	13:56:33	Peak modified	Sample:7-210421A10, Compound:HXD, RT:34.390	NA210422MB
22-Apr-21	13:57:19	Pre modification peak	Sample:7-210421A11, Compound:HXD, RT:33.849	
22-Apr-21	13:57:19	Peak modified	Sample:7-210421A11, Compound:HXD, RT:33.849	NA210422MB
22-Apr-21	13:57:19	Pre modification peak	Sample:7-210421A11, Compound:HXD, RT:34.390	
22-Apr-21	13:57:19	Peak modified	Sample:7-210421A11, Compound:HXD, RT:34.390	NA210422MB
22-Apr-21	13:57:19	Peak added	Sample:7-210421A11, Compound:HXD, RT:34.209	NA210422MB
22-Apr-21	13:57:19	Peak added	Sample:7-210421A11, Compound:HXD, RT:34.273	NA210422MB
22-Apr-21	13:57:19	Peak added	Sample:7-210421A11, Compound:HXD, RT:34.337	NA210422MB
22-Apr-21	13:57:19	Peak added	Sample:7-210421A11, Compound:HXD, RT:34.220	NA210422MB
22-Apr-21	13:57:19	Peak added	Sample:7-210421A11, Compound:HXD, RT:34.263	NA210422MB
22-Apr-21	13:57:19	Peak added	Sample:7-210421A11, Compound:HXD, RT:34.347	NA210422MB
22-Apr-21	13:57:19	Peak added	Sample:7-210421A11, Compound:HXD, RT:34.379	NA210422MB
22-Apr-21	13:57:26	Peak modified	Sample:7-210421A11, Compound:HXD, RT:34.390	NA210422MB
22-Apr-21	13:57:40	Peak modified	Sample:7-210421A11, Compound:HXD, RT:34.273	NA210422MB
22-Apr-21	13:57:40	Peak modified	Sample:7-210421A11, Compound:HXD, RT:34.209	NA210422MB
22-Apr-21	13:58:03	Pre modification peak	Sample:7-210421A12, Compound:HXD, RT:34.379	
22-Apr-21	13:58:03	Peak modified	Sample:7-210421A12, Compound:HXD, RT:34.379	NA210422MS
22-Apr-21	13:58:03	Peak added	Sample:7-210421A12, Compound:HXD, RT:34.358	NA210422MS
22-Apr-21	13:58:03	Pre modification peak	Sample:7-210421A12, Compound:HXD, RT:33.849	
22-Apr-21	13:58:03	Peak modified	Sample:7-210421A12, Compound:HXD, RT:33.849	NA210422MS
22-Apr-21	13:58:03	Pre modification peak	Sample:7-210421A12, Compound:HXD, RT:33.944	
22-Apr-21	13:58:03	Peak modified	Sample:7-210421A12, Compound:HXD, RT:33.944	NA210422MS
22-Apr-21	13:58:21	Pre modification peak	Sample:7-210421A12, Compound:HXD, RT:34.231	
22-Apr-21	13:58:21	Peak modified	Sample:7-210421A12, Compound:HXD, RT:34.231	NA210422MB
22-Apr-21	13:58:21	Pre modification peak	Sample:7-210421A12, Compound:HXD, RT:34.252	
22-Apr-21	13:58:21	Peak modified	Sample:7-210421A12, Compound:HXD, RT:34.252	NA210422MB
22-Apr-21	13:58:41	Pre modification peak	Sample:7-210421A06, Compound:HPD, RT:35.471	
22-Apr-21	13:58:41	Peak modified	Sample:7-210421A06, Compound:HPD, RT:35.471	NA210422MB
22-Apr-21	13:58:41	Pre modification peak	Sample:7-210421A06, Compound:HPD, RT:35.865	
22-Apr-21	13:58:41	Peak modified	Sample:7-210421A06, Compound:HPD, RT:35.865	NA210422MB
22-Apr-21	13:58:52	Pre modification peak	Sample:7-210421A07, Compound:HPD, RT:35.471	
22-Apr-21	13:58:52	Peak modified	Sample:7-210421A07, Compound:HPD, RT:35.471	NA210422MB
22-Apr-21	13:58:52	Pre modification peak	Sample:7-210421A07, Compound:HPD, RT:35.471	
22-Apr-21	13:58:52	Peak modified	Sample:7-210421A07, Compound:HPD, RT:35.471	NA210422MB
22-Apr-21	13:59:00	Pre modification peak	Sample:7-210421A07, Compound:HPD, RT:35.865	
22-Apr-21	13:59:00	Peak modified	Sample:7-210421A07, Compound:HPD, RT:35.865	NA210422MB
22-Apr-21	13:59:00	Pre modification peak	Sample:7-210421A07, Compound:HPD, RT:35.876	
22-Apr-21	13:59:00	Peak modified	Sample:7-210421A07, Compound:HPD, RT:35.876	NA210422MB
22-Apr-21	13:59:11	Pre modification peak	Sample:7-210421A08, Compound:HPD, RT:35.865	
22-Apr-21	13:59:11	Peak modified	Sample:7-210421A08, Compound:HPD, RT:35.865	NA210422MB
22-Apr-21	13:59:20	Peak deleted	Sample:7-210421A09, Compound:HPD, RT:36.095	
22-Apr-21	13:59:20	Peak deleted	Sample:7-210421A09, Compound:HPD, RT:36.105	
22-Apr-21	13:59:27	Pre modification peak	Sample:7-210421A10, Compound:HPD, RT:35.865	
22-Apr-21	13:59:27	Peak modified	Sample:7-210421A10, Compound:HPD, RT:35.865	NA210422MS
22-Apr-21	13:59:35	Pre modification peak	Sample:7-210421A10, Compound:HPD, RT:35.471	
22-Apr-21	13:59:35	Peak modified	Sample:7-210421A10, Compound:HPD, RT:35.471	NA210422MB
22-Apr-21	13:59:50	Pre modification peak	Sample:7-210421A11, Compound:HPD, RT:35.471	
22-Apr-21	13:59:50	Peak modified	Sample:7-210421A11, Compound:HPD, RT:35.471	NA210422MB

**Quantify Audit Report MassLynx MassLynx V4.1 SCN 901**

Dataset: I:\Organics Instrument\HIGHRES GCMS Completed Results Files\HR-7\7-210421A-M23-0422NA.qld

Last Altered: Monday, April 26, 2021 16:05:34 Eastern Daylight Time

Printed: Monday, April 26, 2021 16:06:52 Eastern Daylight Time

Date	Time	Event	Details	Comments
22-Apr-21	13:59:50	Pre modification peak	Sample:7-210421A11, Compound:HPD, RT:35.876	
22-Apr-21	13:59:50	Peak modified	Sample:7-210421A11, Compound:HPD, RT:35.876	NA210422MB
22-Apr-21	13:59:58	Pre modification peak	Sample:7-210421A12, Compound:HPD, RT:35.865	
22-Apr-21	13:59:58	Peak modified	Sample:7-210421A12, Compound:HPD, RT:35.865	NA210422MB
22-Apr-21	14:00:52	Pre modification peak	Sample:7-210421A08, Compound:TF, RT:21.543	
22-Apr-21	14:00:52	Peak modified	Sample:7-210421A08, Compound:TF, RT:21.543	
22-Apr-21	14:00:52	Pre modification peak	Sample:7-210421A08, Compound:TF, RT:24.221	
22-Apr-21	14:00:52	Peak modified	Sample:7-210421A08, Compound:TF, RT:24.221	
22-Apr-21	14:00:52	Pre modification peak	Sample:7-210421A08, Compound:TF, RT:21.543	
22-Apr-21	14:00:52	Peak modified	Sample:7-210421A08, Compound:TF, RT:21.543	
22-Apr-21	14:00:52	Pre modification peak	Sample:7-210421A08, Compound:TF, RT:25.822	
22-Apr-21	14:00:52	Peak modified	Sample:7-210421A08, Compound:TF, RT:25.822	
22-Apr-21	14:00:52	Peak deleted	Sample:7-210421A08, Compound:TF, RT:22.940	
22-Apr-21	14:01:02	Pre modification peak	Sample:7-210421A08, Compound:TF, RT:25.196	
22-Apr-21	14:01:02	Peak modified	Sample:7-210421A08, Compound:TF, RT:25.196	
22-Apr-21	14:01:02	Pre modification peak	Sample:7-210421A08, Compound:TF, RT:21.543	
22-Apr-21	14:01:02	Peak modified	Sample:7-210421A08, Compound:TF, RT:21.543	
22-Apr-21	14:01:14	Pre modification peak	Sample:7-210421A08, Compound:TF, RT:21.543	
22-Apr-21	14:01:14	Peak modified	Sample:7-210421A08, Compound:TF, RT:21.543	
22-Apr-21	14:01:14	Pre modification peak	Sample:7-210421A08, Compound:TF, RT:27.684	
22-Apr-21	14:01:14	Peak modified	Sample:7-210421A08, Compound:TF, RT:27.684	
22-Apr-21	14:01:27	Pre modification peak	Sample:7-210421A08, Compound:TF, RT:27.277	
22-Apr-21	14:01:27	Peak modified	Sample:7-210421A08, Compound:TF, RT:27.277	NA210422MB
22-Apr-21	14:01:27	Pre modification peak	Sample:7-210421A08, Compound:TF, RT:27.320	
22-Apr-21	14:01:27	Peak modified	Sample:7-210421A08, Compound:TF, RT:27.320	NA210422MB
22-Apr-21	14:01:56	Pre modification peak	Sample:7-210421A08, Compound:TF, RT:26.898	
22-Apr-21	14:01:56	Peak modified	Sample:7-210421A08, Compound:TF, RT:26.898	
22-Apr-21	14:01:56	Pre modification peak	Sample:7-210421A08, Compound:TF, RT:21.543	
22-Apr-21	14:01:56	Peak modified	Sample:7-210421A08, Compound:TF, RT:21.543	
22-Apr-21	14:01:56	Pre modification peak	Sample:7-210421A08, Compound:TF, RT:21.543	
22-Apr-21	14:01:56	Peak modified	Sample:7-210421A08, Compound:TF, RT:21.543	
22-Apr-21	14:01:56	Pre modification peak	Sample:7-210421A08, Compound:TF, RT:25.691	
22-Apr-21	14:01:56	Peak modified	Sample:7-210421A08, Compound:TF, RT:25.691	
22-Apr-21	14:01:56	Pre modification peak	Sample:7-210421A08, Compound:TF, RT:21.543	
22-Apr-21	14:01:56	Peak modified	Sample:7-210421A08, Compound:TF, RT:21.543	
22-Apr-21	14:01:56	Pre modification peak	Sample:7-210421A08, Compound:TF, RT:26.651	
22-Apr-21	14:01:56	Peak modified	Sample:7-210421A08, Compound:TF, RT:26.651	
22-Apr-21	14:02:05	Pre modification peak	Sample:7-210421A08, Compound:TF, RT:24.512	
22-Apr-21	14:02:05	Peak modified	Sample:7-210421A08, Compound:TF, RT:24.512	
22-Apr-21	14:02:05	Pre modification peak	Sample:7-210421A08, Compound:TF, RT:21.543	
22-Apr-21	14:02:05	Peak modified	Sample:7-210421A08, Compound:TF, RT:21.543	
22-Apr-21	14:02:19	Pre modification peak	Sample:7-210421A09, Compound:TF, RT:24.293	
22-Apr-21	14:02:19	Peak modified	Sample:7-210421A09, Compound:TF, RT:24.293	
22-Apr-21	14:02:19	Pre modification peak	Sample:7-210421A09, Compound:TF, RT:24.483	
22-Apr-21	14:02:19	Peak modified	Sample:7-210421A09, Compound:TF, RT:24.483	
22-Apr-21	14:02:19	Pre modification peak	Sample:7-210421A09, Compound:TF, RT:21.543	
22-Apr-21	14:02:19	Peak modified	Sample:7-210421A09, Compound:TF, RT:21.543	
22-Apr-21	14:02:19	Pre modification peak	Sample:7-210421A09, Compound:TF, RT:24.512	
22-Apr-21	14:02:19	Peak modified	Sample:7-210421A09, Compound:TF, RT:24.512	
22-Apr-21	14:02:26	Pre modification peak	Sample:7-210421A09, Compound:TF, RT:21.543	
22-Apr-21	14:02:26	Peak modified	Sample:7-210421A09, Compound:TF, RT:21.543	
22-Apr-21	14:02:26	Pre modification peak	Sample:7-210421A09, Compound:TF, RT:24.759	
22-Apr-21	14:02:26	Peak modified	Sample:7-210421A09, Compound:TF, RT:24.759	

**Quantify Audit Report MassLynx MassLynx V4.1 SCN 901**

Dataset: I:\Organics Instrument\HIGHRES GCMS Completed Results Files\HR-7\7-210421A-M23-0422NA.qld

Last Altered: Monday, April 26, 2021 16:05:34 Eastern Daylight Time

Printed: Monday, April 26, 2021 16:06:52 Eastern Daylight Time

Date	Time	Event	Details	Comments
22-Apr-21	14:02:47	Pre modification peak	Sample:7-210421A09, Compound:TF, RT:21.543	
22-Apr-21	14:02:47	Peak modified	Sample:7-210421A09, Compound:TF, RT:21.543	
22-Apr-21	14:02:47	Pre modification peak	Sample:7-210421A09, Compound:TF, RT:25.181	
22-Apr-21	14:02:47	Peak modified	Sample:7-210421A09, Compound:TF, RT:25.181	
22-Apr-21	14:02:47	Pre modification peak	Sample:7-210421A09, Compound:TF, RT:25.356	
22-Apr-21	14:02:47	Peak modified	Sample:7-210421A09, Compound:TF, RT:25.356	
22-Apr-21	14:02:47	Pre modification peak	Sample:7-210421A09, Compound:TF, RT:21.543	
22-Apr-21	14:02:47	Peak modified	Sample:7-210421A09, Compound:TF, RT:21.543	
22-Apr-21	14:02:47	Pre modification peak	Sample:7-210421A09, Compound:TF, RT:25.691	
22-Apr-21	14:02:47	Peak modified	Sample:7-210421A09, Compound:TF, RT:25.691	
22-Apr-21	14:02:47	Pre modification peak	Sample:7-210421A09, Compound:TF, RT:21.543	
22-Apr-21	14:02:47	Peak modified	Sample:7-210421A09, Compound:TF, RT:21.543	
22-Apr-21	14:03:05	Method modified		
22-Apr-21	14:03:17	Process Quantify		
22-Apr-21	14:03:35	Pre modification peak	Sample:7-210421A09, Compound:TF, RT:27.088	
22-Apr-21	14:03:35	Peak modified	Sample:7-210421A09, Compound:TF, RT:27.088	
22-Apr-21	14:03:35	Pre modification peak	Sample:7-210421A09, Compound:TF, RT:26.971	
22-Apr-21	14:03:35	Peak modified	Sample:7-210421A09, Compound:TF, RT:26.971	
22-Apr-21	14:04:07	Pre modification peak	Sample:7-210421A10, Compound:TF, RT:25.923	
22-Apr-21	14:04:07	Peak modified	Sample:7-210421A10, Compound:TF, RT:25.923	
22-Apr-21	14:04:07	Pre modification peak	Sample:7-210421A10, Compound:TF, RT:21.543	
22-Apr-21	14:04:07	Peak modified	Sample:7-210421A10, Compound:TF, RT:21.543	
22-Apr-21	14:04:07	Pre modification peak	Sample:7-210421A10, Compound:TF, RT:24.890	
22-Apr-21	14:04:07	Peak modified	Sample:7-210421A10, Compound:TF, RT:24.890	
22-Apr-21	14:04:07	Pre modification peak	Sample:7-210421A10, Compound:TF, RT:24.541	
22-Apr-21	14:04:07	Peak modified	Sample:7-210421A10, Compound:TF, RT:24.541	
22-Apr-21	14:04:07	Pre modification peak	Sample:7-210421A10, Compound:TF, RT:21.543	
22-Apr-21	14:04:07	Peak modified	Sample:7-210421A10, Compound:TF, RT:21.543	
22-Apr-21	14:04:22	Pre modification peak	Sample:7-210421A10, Compound:TF, RT:27.291	
22-Apr-21	14:04:22	Peak modified	Sample:7-210421A10, Compound:TF, RT:27.291	NA210422MB
22-Apr-21	14:04:22	Peak added	Sample:7-210421A10, Compound:TF, RT:27.335	NA210422MB
22-Apr-21	14:04:30	Peak modified	Sample:7-210421A10, Compound:TF, RT:27.291	
22-Apr-21	14:04:46	Pre modification peak	Sample:7-210421A11, Compound:TF, RT:24.584	
22-Apr-21	14:04:46	Peak modified	Sample:7-210421A11, Compound:TF, RT:24.584	
22-Apr-21	14:04:46	Pre modification peak	Sample:7-210421A11, Compound:TF, RT:26.025	
22-Apr-21	14:04:46	Peak modified	Sample:7-210421A11, Compound:TF, RT:26.025	
22-Apr-21	14:04:46	Pre modification peak	Sample:7-210421A11, Compound:TF, RT:21.543	
22-Apr-21	14:04:46	Peak modified	Sample:7-210421A11, Compound:TF, RT:21.543	
22-Apr-21	14:05:05	Pre modification peak	Sample:7-210421A12, Compound:TF, RT:24.191	
22-Apr-21	14:05:05	Peak modified	Sample:7-210421A12, Compound:TF, RT:24.191	
22-Apr-21	14:05:05	Pre modification peak	Sample:7-210421A12, Compound:TF, RT:21.543	
22-Apr-21	14:05:05	Peak modified	Sample:7-210421A12, Compound:TF, RT:21.543	
22-Apr-21	14:05:05	Pre modification peak	Sample:7-210421A12, Compound:TF, RT:24.512	
22-Apr-21	14:05:05	Peak modified	Sample:7-210421A12, Compound:TF, RT:24.512	
22-Apr-21	14:05:05	Pre modification peak	Sample:7-210421A12, Compound:TF, RT:24.395	
22-Apr-21	14:05:05	Peak modified	Sample:7-210421A12, Compound:TF, RT:24.395	
22-Apr-21	14:05:16	Pre modification peak	Sample:7-210421A12, Compound:TF, RT:24.817	
22-Apr-21	14:05:16	Peak modified	Sample:7-210421A12, Compound:TF, RT:24.817	
22-Apr-21	14:05:16	Pre modification peak	Sample:7-210421A12, Compound:TF, RT:24.817	
22-Apr-21	14:05:16	Peak modified	Sample:7-210421A12, Compound:TF, RT:24.817	
22-Apr-21	14:05:16	Pre modification peak	Sample:7-210421A12, Compound:TF, RT:21.543	
22-Apr-21	14:05:16	Peak modified	Sample:7-210421A12, Compound:TF, RT:21.543	
22-Apr-21	14:05:23	Pre modification peak	Sample:7-210421A12, Compound:TF, RT:25.996	

**Quantify Audit Report MassLynx MassLynx V4.1 SCN 901**

Dataset: I:\Organics Instrument\HIGHRES GCMS Completed Results Files\HR-7\7-210421A-M23-0422NA.qld

Last Altered: Monday, April 26, 2021 16:05:34 Eastern Daylight Time

Printed: Monday, April 26, 2021 16:06:52 Eastern Daylight Time

Date	Time	Event	Details	Comments
22-Apr-21	14:05:23	Peak modified	Sample:7-210421A12, Compound:TF, RT:25.996	
22-Apr-21	14:05:23	Peak deleted	Sample:7-210421A12, Compound:TF, RT:25.938	
22-Apr-21	14:05:37	Pre modification peak	Sample:7-210421A12, Compound:TF, RT:27.073	
22-Apr-21	14:05:37	Peak modified	Sample:7-210421A12, Compound:TF, RT:27.073	
22-Apr-21	14:05:37	Pre modification peak	Sample:7-210421A12, Compound:TF, RT:26.986	
22-Apr-21	14:05:37	Peak modified	Sample:7-210421A12, Compound:TF, RT:26.986	
22-Apr-21	14:05:37	Pre modification peak	Sample:7-210421A12, Compound:TF, RT:26.898	
22-Apr-21	14:05:37	Peak modified	Sample:7-210421A12, Compound:TF, RT:26.898	
22-Apr-21	14:05:37	Pre modification peak	Sample:7-210421A12, Compound:TF, RT:26.782	
22-Apr-21	14:05:37	Peak modified	Sample:7-210421A12, Compound:TF, RT:26.782	
22-Apr-21	14:05:46	Pre modification peak	Sample:7-210421A12, Compound:TF, RT:27.641	
22-Apr-21	14:05:46	Peak modified	Sample:7-210421A12, Compound:TF, RT:27.641	
22-Apr-21	14:05:46	Pre modification peak	Sample:7-210421A12, Compound:TF, RT:21.543	
22-Apr-21	14:05:46	Peak modified	Sample:7-210421A12, Compound:TF, RT:21.543	
22-Apr-21	14:06:01	Peak modified	Sample:7-210421A12, Compound:TF, RT:27.699	
22-Apr-21	14:06:01	Peak added	Sample:7-210421A12, Compound:TF, RT:27.641	
22-Apr-21	14:06:01	Pre modification peak	Sample:7-210421A12, Compound:TF, RT:27.684	
22-Apr-21	14:06:01	Peak modified	Sample:7-210421A12, Compound:TF, RT:27.684	
22-Apr-21	14:06:01	Peak added	Sample:7-210421A12, Compound:TF, RT:27.699	
22-Apr-21	14:06:09	Peak modified	Sample:7-210421A12, Compound:TF, RT:27.684	
22-Apr-21	14:06:09	Peak modified	Sample:7-210421A12, Compound:TF, RT:27.801	
22-Apr-21	14:06:19	Peak modified	Sample:7-210421A12, Compound:TF, RT:27.641	
22-Apr-21	14:06:45	Pre modification peak	Sample:7-210421A08, Compound:PF-f2, RT:30.556	
22-Apr-21	14:06:45	Peak modified	Sample:7-210421A08, Compound:PF-f2, RT:30.556	
22-Apr-21	14:06:45	Pre modification peak	Sample:7-210421A08, Compound:PF-f2, RT:29.746	
22-Apr-21	14:06:45	Peak modified	Sample:7-210421A08, Compound:PF-f2, RT:29.746	
22-Apr-21	14:06:45	Pre modification peak	Sample:7-210421A08, Compound:PF-f2, RT:30.458	
22-Apr-21	14:06:45	Peak modified	Sample:7-210421A08, Compound:PF-f2, RT:30.458	
22-Apr-21	14:06:52	Peak modified	Sample:7-210421A08, Compound:PF-f2, RT:30.556	
22-Apr-21	14:07:05	Pre modification peak	Sample:7-210421A08, Compound:PF-f2, RT:31.990	
22-Apr-21	14:07:05	Peak modified	Sample:7-210421A08, Compound:PF-f2, RT:31.990	NA210422MB
22-Apr-21	14:07:05	Pre modification peak	Sample:7-210421A08, Compound:PF-f2, RT:31.902	
22-Apr-21	14:07:05	Peak modified	Sample:7-210421A08, Compound:PF-f2, RT:31.902	NA210422MB
22-Apr-21	14:07:14	Pre modification peak	Sample:7-210421A08, Compound:PF-f2, RT:31.990	
22-Apr-21	14:07:14	Peak modified	Sample:7-210421A08, Compound:PF-f2, RT:31.990	NA210422MB
22-Apr-21	14:07:23	Peak modified	Sample:7-210421A08, Compound:PF-f2, RT:31.990	NA210422MB
22-Apr-21	14:07:33	Pre modification peak	Sample:7-210421A08, Compound:PF-f2, RT:31.049	
22-Apr-21	14:07:33	Peak modified	Sample:7-210421A08, Compound:PF-f2, RT:31.049	
22-Apr-21	14:07:33	Pre modification peak	Sample:7-210421A08, Compound:PF-f2, RT:30.939	
22-Apr-21	14:07:33	Peak modified	Sample:7-210421A08, Compound:PF-f2, RT:30.939	
22-Apr-21	14:07:39	Pre modification peak	Sample:7-210421A08, Compound:PF-f2, RT:31.278	
22-Apr-21	14:07:39	Peak modified	Sample:7-210421A08, Compound:PF-f2, RT:31.278	NA210422MB
22-Apr-21	14:07:49	Pre modification peak	Sample:7-210421A09, Compound:PF-f2, RT:30.414	
22-Apr-21	14:07:49	Peak modified	Sample:7-210421A09, Compound:PF-f2, RT:30.414	
22-Apr-21	14:07:49	Pre modification peak	Sample:7-210421A09, Compound:PF-f2, RT:30.348	
22-Apr-21	14:07:49	Peak modified	Sample:7-210421A09, Compound:PF-f2, RT:30.348	
22-Apr-21	14:07:59	Peak modified	Sample:7-210421A09, Compound:PF-f2, RT:30.447	NA210422MB
22-Apr-21	14:07:59	Peak added	Sample:7-210421A09, Compound:PF-f2, RT:30.414	NA210422MB
22-Apr-21	14:08:06	Peak modified	Sample:7-210421A09, Compound:PF-f2, RT:30.414	
22-Apr-21	14:08:06	Peak modified	Sample:7-210421A09, Compound:PF-f2, RT:30.348	
22-Apr-21	14:08:19	Peak modified	Sample:7-210421A09, Compound:PF-f2, RT:30.447	
22-Apr-21	14:08:19	Peak added	Sample:7-210421A09, Compound:PF-f2, RT:30.414	
22-Apr-21	14:08:19	Pre modification peak	Sample:7-210421A09, Compound:PF-f2, RT:30.545	

**Quantify Audit Report MassLynx MassLynx V4.1 SCN 901**

Dataset: I:\Organics Instrument\HIGHRES GCMS Completed Results Files\HR-7\7-210421A-M23-0422NA.qld

Last Altered: Monday, April 26, 2021 16:05:34 Eastern Daylight Time

Printed: Monday, April 26, 2021 16:06:52 Eastern Daylight Time

Date	Time	Event	Details	Comments
22-Apr-21	14:08:19	Peak modified	Sample:7-210421A09, Compound:PF-f2, RT:30.545	
22-Apr-21	14:08:19	Pre modification peak	Sample:7-210421A09, Compound:PF-f2, RT:29.746	
22-Apr-21	14:08:19	Peak modified	Sample:7-210421A09, Compound:PF-f2, RT:29.746	
22-Apr-21	14:08:36	Pre modification peak	Sample:7-210421A09, Compound:PF-f2, RT:31.442	
22-Apr-21	14:08:36	Peak modified	Sample:7-210421A09, Compound:PF-f2, RT:31.442	
22-Apr-21	14:08:36	Pre modification peak	Sample:7-210421A09, Compound:PF-f2, RT:29.746	
22-Apr-21	14:08:36	Peak modified	Sample:7-210421A09, Compound:PF-f2, RT:29.746	
22-Apr-21	14:08:36	Pre modification peak	Sample:7-210421A09, Compound:PF-f2, RT:30.895	
22-Apr-21	14:08:36	Peak modified	Sample:7-210421A09, Compound:PF-f2, RT:30.895	
22-Apr-21	14:08:36	Pre modification peak	Sample:7-210421A09, Compound:PF-f2, RT:29.746	
22-Apr-21	14:08:36	Peak modified	Sample:7-210421A09, Compound:PF-f2, RT:29.746	
22-Apr-21	14:08:44	Pre modification peak	Sample:7-210421A09, Compound:PF-f2, RT:31.990	
22-Apr-21	14:08:44	Peak modified	Sample:7-210421A09, Compound:PF-f2, RT:31.990	NA210422MJ
22-Apr-21	14:08:44	Pre modification peak	Sample:7-210421A09, Compound:PF-f2, RT:29.746	
22-Apr-21	14:08:44	Peak modified	Sample:7-210421A09, Compound:PF-f2, RT:29.746	NA210422MJ
22-Apr-21	14:09:04	Pre modification peak	Sample:7-210421A09, Compound:PF-f2, RT:31.278	
22-Apr-21	14:09:04	Peak modified	Sample:7-210421A09, Compound:PF-f2, RT:31.278	NA210422MJ
22-Apr-21	14:09:04	Pre modification peak	Sample:7-210421A09, Compound:PF-f2, RT:31.202	
22-Apr-21	14:09:04	Peak modified	Sample:7-210421A09, Compound:PF-f2, RT:31.202	NA210422MJ
22-Apr-21	14:09:33	Pre modification peak	Sample:7-210421A10, Compound:PF-f2, RT:32.011	
22-Apr-21	14:09:33	Peak modified	Sample:7-210421A10, Compound:PF-f2, RT:32.011	NA210422MB
22-Apr-21	14:09:33	Pre modification peak	Sample:7-210421A10, Compound:PF-f2, RT:31.913	
22-Apr-21	14:09:33	Peak modified	Sample:7-210421A10, Compound:PF-f2, RT:31.913	NA210422MB
22-Apr-21	14:09:47	Pre modification peak	Sample:7-210421A12, Compound:PF-f2, RT:30.447	
22-Apr-21	14:09:47	Peak modified	Sample:7-210421A12, Compound:PF-f2, RT:30.447	
22-Apr-21	14:09:47	Pre modification peak	Sample:7-210421A12, Compound:PF-f2, RT:29.746	
22-Apr-21	14:09:47	Peak modified	Sample:7-210421A12, Compound:PF-f2, RT:29.746	
22-Apr-21	14:09:58	Pre modification peak	Sample:7-210421A12, Compound:PF-f2, RT:30.556	
22-Apr-21	14:09:58	Peak modified	Sample:7-210421A12, Compound:PF-f2, RT:30.556	
22-Apr-21	14:09:58	Pre modification peak	Sample:7-210421A12, Compound:PF-f2, RT:30.490	
22-Apr-21	14:09:58	Peak modified	Sample:7-210421A12, Compound:PF-f2, RT:30.490	
22-Apr-21	14:10:06	Pre modification peak	Sample:7-210421A12, Compound:PF-f2, RT:31.005	
22-Apr-21	14:10:06	Peak modified	Sample:7-210421A12, Compound:PF-f2, RT:31.005	
22-Apr-21	14:10:06	Pre modification peak	Sample:7-210421A12, Compound:PF-f2, RT:30.983	
22-Apr-21	14:10:06	Peak modified	Sample:7-210421A12, Compound:PF-f2, RT:30.983	
22-Apr-21	14:10:13	Peak added	Sample:7-210421A12, Compound:PF-f2, RT:31.147	
22-Apr-21	14:10:24	Peak modified	Sample:7-210421A12, Compound:PF-f2, RT:31.038	
22-Apr-21	14:10:24	Pre modification peak	Sample:7-210421A12, Compound:PF-f2, RT:31.038	
22-Apr-21	14:10:24	Peak modified	Sample:7-210421A12, Compound:PF-f2, RT:31.038	
22-Apr-21	14:10:39	Peak added	Sample:7-210421A12, Compound:PF-f2, RT:31.005	
22-Apr-21	14:10:39	Peak added	Sample:7-210421A12, Compound:PF-f2, RT:31.027	
22-Apr-21	14:10:51	Pre modification peak	Sample:7-210421A12, Compound:PF-f2, RT:29.746	
22-Apr-21	14:10:51	Peak modified	Sample:7-210421A12, Compound:PF-f2, RT:29.746	NA210422MJ
22-Apr-21	14:10:51	Pre modification peak	Sample:7-210421A12, Compound:PF-f2, RT:31.256	
22-Apr-21	14:10:51	Peak modified	Sample:7-210421A12, Compound:PF-f2, RT:31.256	NA210422MJ
22-Apr-21	14:18:39	Peak added	Sample:7-210421A07, Compound:HXF, RT:34.528	NA210422MA
22-Apr-21	14:19:03	Peak added	Sample:7-210421A08, Compound:HXF, RT:34.538	NA210422MA
22-Apr-21	14:19:03	Pre modification peak	Sample:7-210421A08, Compound:HXF, RT:34.538	
22-Apr-21	14:19:03	Peak modified	Sample:7-210421A08, Compound:HXF, RT:34.538	NA210422MA
22-Apr-21	14:19:35	Pre modification peak	Sample:7-210421A08, Compound:HXF, RT:33.796	
22-Apr-21	14:19:35	Peak modified	Sample:7-210421A08, Compound:HXF, RT:33.796	NA210422MB
22-Apr-21	14:19:35	Pre modification peak	Sample:7-210421A08, Compound:HXF, RT:33.732	
22-Apr-21	14:19:35	Peak modified	Sample:7-210421A08, Compound:HXF, RT:33.732	NA210422MB



**Quantify Audit Report MassLynx MassLynx V4.1 SCN 901**

Dataset: I:\Organics Instrument\HIGHRES GCMS Completed Results Files\HR-7\7-210421A-M23-0422NA.qld

Last Altered: Monday, April 26, 2021 16:05:34 Eastern Daylight Time

Printed: Monday, April 26, 2021 16:06:52 Eastern Daylight Time

Date	Time	Event	Details	Comments
22-Apr-21	14:19:35	Pre modification peak	Sample:7-210421A08, Compound:HXF, RT:33.669	
22-Apr-21	14:19:35	Peak modified	Sample:7-210421A08, Compound:HXF, RT:33.669	NA210422MB
22-Apr-21	14:19:35	Peak added	Sample:7-210421A08, Compound:HXF, RT:33.350	NA210422MB
22-Apr-21	14:19:35	Peak added	Sample:7-210421A08, Compound:HXF, RT:33.244	NA210422MB
22-Apr-21	14:19:43	Pre modification peak	Sample:7-210421A08, Compound:HXF, RT:34.125	
22-Apr-21	14:19:43	Peak modified	Sample:7-210421A08, Compound:HXF, RT:34.125	NA210422MB
22-Apr-21	14:19:57	Peak added	Sample:7-210421A09, Compound:HXF, RT:34.549	NA210422MA
22-Apr-21	14:20:03	Pre modification peak	Sample:7-210421A09, Compound:HXF, RT:34.104	
22-Apr-21	14:20:03	Peak modified	Sample:7-210421A09, Compound:HXF, RT:34.104	NA210422MB
22-Apr-21	14:20:27	Pre modification peak	Sample:7-210421A09, Compound:HXF, RT:33.796	
22-Apr-21	14:20:27	Peak modified	Sample:7-210421A09, Compound:HXF, RT:33.796	NA210422MB
22-Apr-21	14:20:27	Pre modification peak	Sample:7-210421A09, Compound:HXF, RT:33.722	
22-Apr-21	14:20:27	Peak modified	Sample:7-210421A09, Compound:HXF, RT:33.722	NA210422MB
22-Apr-21	14:20:27	Pre modification peak	Sample:7-210421A09, Compound:HXF, RT:33.647	
22-Apr-21	14:20:27	Peak modified	Sample:7-210421A09, Compound:HXF, RT:33.647	NA210422MB
22-Apr-21	14:20:44	Peak added	Sample:7-210421A10, Compound:HXF, RT:34.538	NA210422MB
22-Apr-21	14:20:44	Peak added	Sample:7-210421A10, Compound:HXF, RT:33.669	NA210422MB
22-Apr-21	14:21:11	Pre modification peak	Sample:7-210421A12, Compound:HXF, RT:33.732	
22-Apr-21	14:21:11	Peak modified	Sample:7-210421A12, Compound:HXF, RT:33.732	NA210422MB
22-Apr-21	14:21:11	Pre modification peak	Sample:7-210421A12, Compound:HXF, RT:33.669	
22-Apr-21	14:21:11	Peak modified	Sample:7-210421A12, Compound:HXF, RT:33.669	NA210422MB
22-Apr-21	14:21:18	Pre modification peak	Sample:7-210421A12, Compound:HXF, RT:34.549	
22-Apr-21	14:21:18	Peak modified	Sample:7-210421A12, Compound:HXF, RT:34.549	NA210422MB
22-Apr-21	14:21:26	Peak modified	Sample:7-210421A12, Compound:HXF, RT:34.549	NA210422MB
22-Apr-21	14:21:51	Peak added	Sample:7-210421A08, Compound:HPF, RT:36.105	NA210422MB
22-Apr-21	14:22:03	Pre modification peak	Sample:7-210421A08, Compound:HPF, RT:35.548	
22-Apr-21	14:22:03	Peak modified	Sample:7-210421A08, Compound:HPF, RT:35.548	
22-Apr-21	14:22:10	Pre modification peak	Sample:7-210421A08, Compound:HPF, RT:36.105	
22-Apr-21	14:22:10	Peak modified	Sample:7-210421A08, Compound:HPF, RT:36.105	
22-Apr-21	14:22:16	Peak modified	Sample:7-210421A08, Compound:HPF, RT:36.105	NA210422MB
22-Apr-21	14:22:24	Pre modification peak	Sample:7-210421A09, Compound:HPF, RT:36.117	
22-Apr-21	14:22:24	Peak modified	Sample:7-210421A09, Compound:HPF, RT:36.117	NA210422MB
22-Apr-21	14:22:38	Peak modified	Sample:7-210421A09, Compound:HPF, RT:36.117	NA210422MB
22-Apr-21	14:22:48	Pre modification peak	Sample:7-210421A09, Compound:HPF, RT:35.296	
22-Apr-21	14:22:48	Peak modified	Sample:7-210421A09, Compound:HPF, RT:35.296	NA210422MB
22-Apr-21	14:22:57	Pre modification peak	Sample:7-210421A10, Compound:HPF, RT:35.318	
22-Apr-21	14:22:57	Peak modified	Sample:7-210421A10, Compound:HPF, RT:35.318	NA210422MB
22-Apr-21	14:22:57	Pre modification peak	Sample:7-210421A10, Compound:HPF, RT:35.307	
22-Apr-21	14:22:57	Peak modified	Sample:7-210421A10, Compound:HPF, RT:35.307	NA210422MB
22-Apr-21	14:23:05	Peak added	Sample:7-210421A10, Compound:HPF, RT:36.127	NA210422MB
22-Apr-21	14:23:05	Pre modification peak	Sample:7-210421A10, Compound:HPF, RT:36.127	
22-Apr-21	14:23:05	Peak modified	Sample:7-210421A10, Compound:HPF, RT:36.127	NA210422MB
22-Apr-21	14:23:16	Pre modification peak	Sample:7-210421A11, Compound:HPF, RT:35.318	
22-Apr-21	14:23:16	Peak modified	Sample:7-210421A11, Compound:HPF, RT:35.318	NA210422MB
22-Apr-21	14:23:22	Pre modification peak	Sample:7-210421A11, Compound:HPF, RT:35.548	
22-Apr-21	14:23:22	Peak modified	Sample:7-210421A11, Compound:HPF, RT:35.548	
22-Apr-21	14:23:33	Pre modification peak	Sample:7-210421A12, Compound:HPF, RT:35.526	
22-Apr-21	14:23:33	Peak modified	Sample:7-210421A12, Compound:HPF, RT:35.526	
22-Apr-21	14:23:33	Peak added	Sample:7-210421A12, Compound:HPF, RT:35.460	
22-Apr-21	14:23:46	Pre modification peak	Sample:7-210421A07, Compound:OCF, RT:37.452	
22-Apr-21	14:23:46	Peak modified	Sample:7-210421A07, Compound:OCF, RT:37.452	NA210422MB
22-Apr-21	14:23:57	Pre modification peak	Sample:7-210421A09, Compound:OCF, RT:36.843	
22-Apr-21	14:23:57	Peak modified	Sample:7-210421A09, Compound:OCF, RT:36.843	NA210422MB

**Quantify Audit Report MassLynx MassLynx V4.1 SCN 901**

Dataset: I:\Organics Instrument\HIGHRES GCMS Completed Results Files\HR-7\7-210421A-M23-0422NA.qld

Last Altered: Monday, April 26, 2021 16:05:34 Eastern Daylight Time

Printed: Monday, April 26, 2021 16:06:52 Eastern Daylight Time

Date	Time	Event	Details	Comments
22-Apr-21	14:23:57	Pre modification peak	Sample:7-210421A09, Compound:OCF, RT:37.434	
22-Apr-21	14:23:57	Peak modified	Sample:7-210421A09, Compound:OCF, RT:37.434	NA210422MB
22-Apr-21	14:24:14	Pre modification peak	Sample:7-210421A11, Compound:OCF, RT:37.452	
22-Apr-21	14:24:14	Peak modified	Sample:7-210421A11, Compound:OCF, RT:37.452	NA210422MB
22-Apr-21	14:24:14	Pre modification peak	Sample:7-210421A11, Compound:OCF, RT:37.461	
22-Apr-21	14:24:14	Peak modified	Sample:7-210421A11, Compound:OCF, RT:37.461	NA210422MB
22-Apr-21	14:24:20	Pre modification peak	Sample:7-210421A12, Compound:OCF, RT:37.443	
22-Apr-21	14:24:20	Peak modified	Sample:7-210421A12, Compound:OCF, RT:37.443	NA210422MB
22-Apr-21	14:25:07	Peak deleted	Sample:7-210421A08, Compound:PF-f1, RT:24.657	
22-Apr-21	14:25:19	Pre modification peak	Sample:7-210421A09, Compound:PF-f1, RT:21.543	
22-Apr-21	14:25:19	Peak modified	Sample:7-210421A09, Compound:PF-f1, RT:21.543	
22-Apr-21	14:25:19	Pre modification peak	Sample:7-210421A09, Compound:PF-f1, RT:29.285	
22-Apr-21	14:25:19	Peak modified	Sample:7-210421A09, Compound:PF-f1, RT:29.285	
22-Apr-21	14:25:19	Peak deleted	Sample:7-210421A09, Compound:PF-f1, RT:26.389	
22-Apr-21	14:25:19	Peak deleted	Sample:7-210421A09, Compound:PF-f1, RT:26.316	
22-Apr-21	14:25:19	Peak deleted	Sample:7-210421A09, Compound:PF-f1, RT:24.614	
22-Apr-21	14:25:19	Peak deleted	Sample:7-210421A09, Compound:PF-f1, RT:24.250	
22-Apr-21	14:25:19	Peak deleted	Sample:7-210421A09, Compound:PF-f1, RT:24.162	
22-Apr-21	14:25:19	Peak deleted	Sample:7-210421A09, Compound:PF-f1, RT:21.979	
22-Apr-21	14:25:19	Peak deleted	Sample:7-210421A09, Compound:PF-f1, RT:28.863	
22-Apr-21	14:25:19	Peak deleted	Sample:7-210421A09, Compound:PF-f1, RT:28.732	
22-Apr-21	14:25:19	Peak deleted	Sample:7-210421A09, Compound:PF-f1, RT:28.237	
22-Apr-21	14:25:19	Peak deleted	Sample:7-210421A09, Compound:PF-f1, RT:27.219	
22-Apr-21	14:25:31	Pre modification peak	Sample:7-210421A10, Compound:PF-f1, RT:29.285	
22-Apr-21	14:25:31	Peak modified	Sample:7-210421A10, Compound:PF-f1, RT:29.285	
22-Apr-21	14:25:31	Pre modification peak	Sample:7-210421A10, Compound:PF-f1, RT:29.227	
22-Apr-21	14:25:31	Peak modified	Sample:7-210421A10, Compound:PF-f1, RT:29.227	
22-Apr-21	14:25:31	Pre modification peak	Sample:7-210421A10, Compound:PF-f1, RT:29.314	
22-Apr-21	14:25:31	Peak modified	Sample:7-210421A10, Compound:PF-f1, RT:29.314	
22-Apr-21	14:25:37	Peak deleted	Sample:7-210421A10, Compound:PF-f1, RT:27.088	
22-Apr-21	14:25:37	Peak deleted	Sample:7-210421A10, Compound:PF-f1, RT:26.447	
22-Apr-21	14:25:37	Peak deleted	Sample:7-210421A10, Compound:PF-f1, RT:25.851	
22-Apr-21	14:25:37	Peak deleted	Sample:7-210421A10, Compound:PF-f1, RT:23.886	
22-Apr-21	14:25:37	Peak deleted	Sample:7-210421A10, Compound:PF-f1, RT:22.314	
22-Apr-21	14:25:37	Peak deleted	Sample:7-210421A10, Compound:PF-f1, RT:27.844	
22-Apr-21	14:25:45	Peak deleted	Sample:7-210421A12, Compound:PF-f1, RT:28.892	
22-Apr-21	14:25:45	Peak deleted	Sample:7-210421A12, Compound:PF-f1, RT:27.160	
22-Apr-21	14:25:45	Peak deleted	Sample:7-210421A12, Compound:PF-f1, RT:26.826	
22-Apr-21	14:25:45	Peak deleted	Sample:7-210421A12, Compound:PF-f1, RT:26.433	
22-Apr-21	14:27:57	Method modified		
22-Apr-21	14:28:01	Process Quantify		
22-Apr-21	14:28:15	Method Saved	Saved to 'C:\MassLynx\Dioxin.PRO\MethDB\Dioxin_M23.mdb'	
22-Apr-21	14:29:31	Pre modification peak	Sample:7-210421A11, Compound:13CHXD, RT:34.209	
22-Apr-21	14:29:31	Peak modified	Sample:7-210421A11, Compound:13CHXD, RT:34.209	NA210422MB
22-Apr-21	14:29:31	Pre modification peak	Sample:7-210421A11, Compound:13CHXD, RT:34.263	
22-Apr-21	14:29:31	Peak modified	Sample:7-210421A11, Compound:13CHXD, RT:34.263	NA210422MB
22-Apr-21	14:29:31	Peak modified	Sample:7-210421A11, Compound:13CHXD, RT:34.209	NA210422MB
22-Apr-21	14:29:31	Peak modified	Sample:7-210421A11, Compound:13CHXD, RT:34.263	NA210422MB
22-Apr-21	14:29:59	Dataset Saved	Saved to 'I:\Organics Instrument\HIGHRES GCMS Complete...	
26-Apr-21	16:05:23	Method modified		
26-Apr-21	16:05:34	Process Quantify		

Quantify Sample Report MassLynx MassLynx V4.1 SCN 901

Dataset: I:\Organics Instrument\HIGHRES GCMS Completed Results Files\HR-7\7-210421A-M23-0422NA.qld

Last Altered: Monday, April 26, 2021 16:05:34 Eastern Daylight Time

Printed: Monday, April 26, 2021 16:06:52 Eastern Daylight Time

Method: C:\MassLynx\Dioxin.PRO\MethDB\Dioxin\_M23.mdb 22 Apr 2021 09:24:29

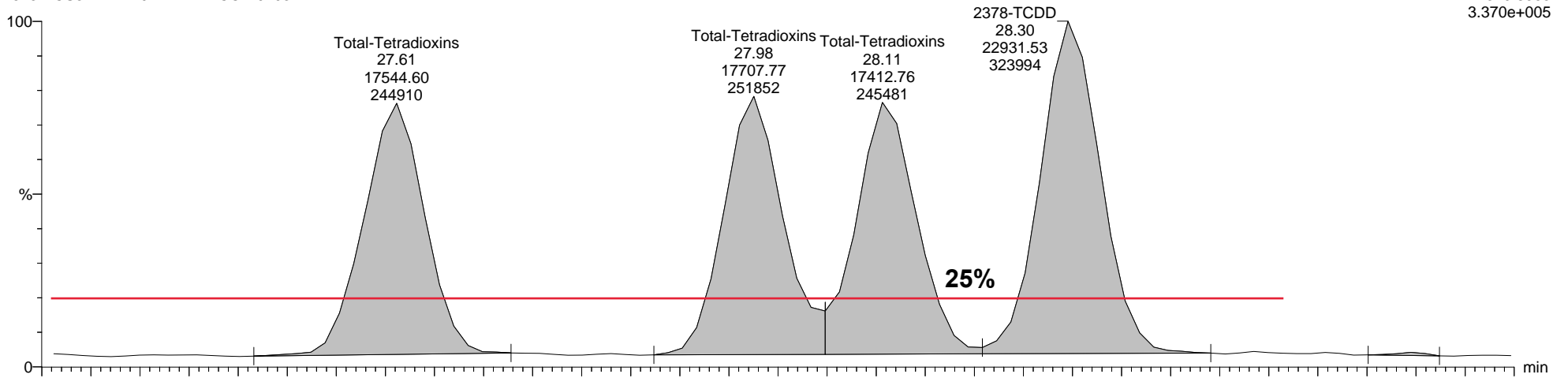
Calibration: C:\MassLynx\Dioxin.PRO\CurveDB\7-210419A-CAL5-M23.cdb 21 Apr 2021 13:52:54

Name: 7-210421A01, Date: 21-Apr-2021, Time: 12:36:34, ID: H7-21-CCV-0203, Description: 1613B-CS3+PERF-012, Vial: Tray1:1

2378-TCDD

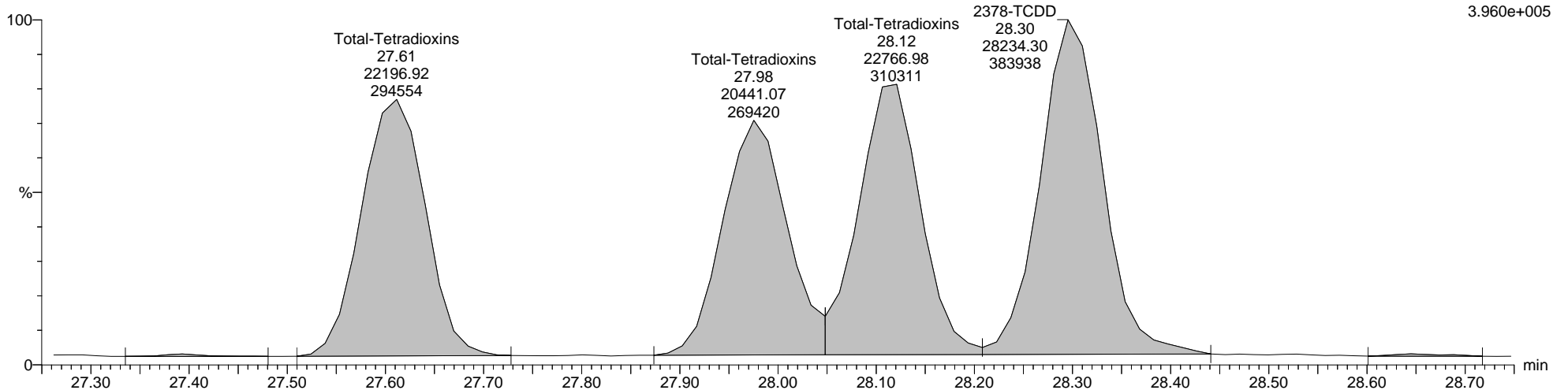
7-210421A01 Smooth(SG,1x1)  
1613B-CS3+PERF-012 H7-21-CCV-0203

F1:Voltage SIR,EI+  
319.8965  
3.370e+005



7-210421A01 Smooth(SG,1x1)  
1613B-CS3+PERF-012 H7-21-CCV-0203

F1:Voltage SIR,EI+  
321.8936  
3.960e+005



Quantify Sample Report MassLynx MassLynx V4.1 SCN 901

Dataset: I:\Organics Instrument\HIGHRES GCMS Completed Results Files\HR-7\7-210421A-M23-0422NA.qld

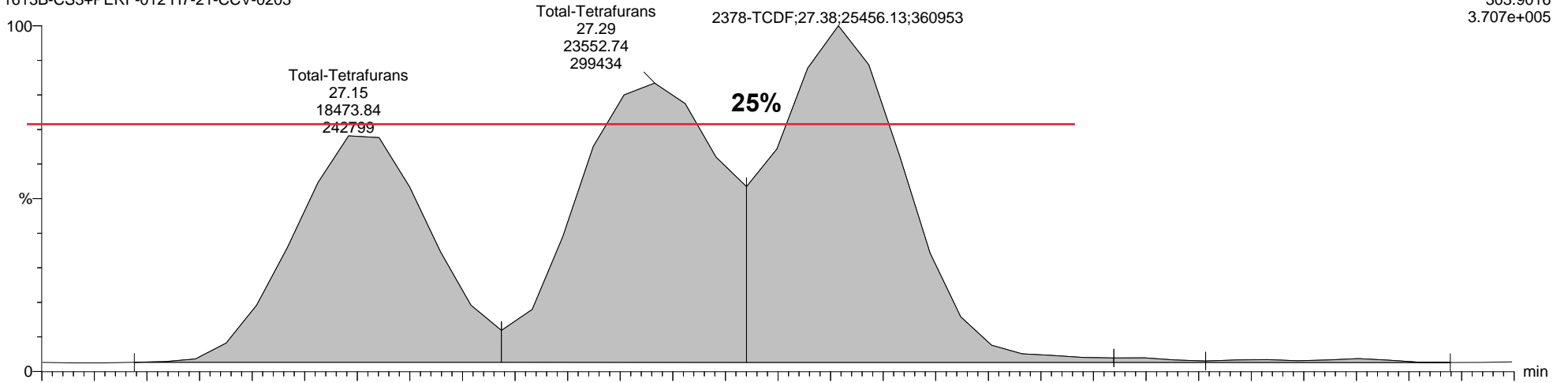
Last Altered: Monday, April 26, 2021 16:05:34 Eastern Daylight Time  
Printed: Monday, April 26, 2021 16:06:52 Eastern Daylight Time

Name: 7-210421A01, Date: 21-Apr-2021, Time: 12:36:34, ID: H7-21-CCV-0203, Description: 1613B-CS3+PERF-012, Vial: Tray1:1

2378-TCDF

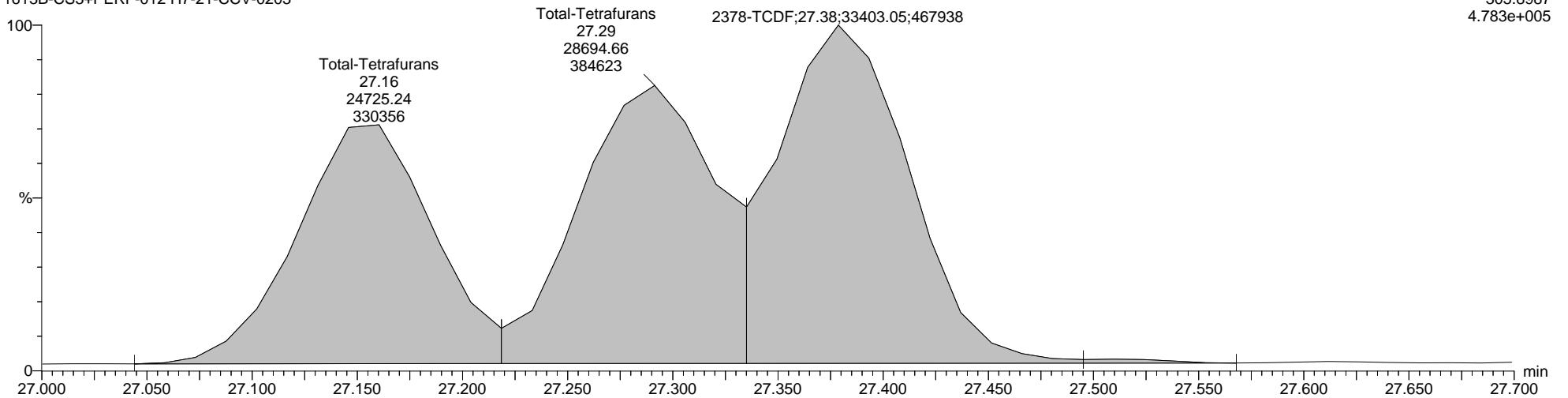
7-210421A01 Smooth(SG,1x1)  
1613B-CS3+PERF-012 H7-21-CCV-0203

F1:Voltage SIR,EI+  
303.9016  
3.707e+005



7-210421A01 Smooth(SG,1x1)  
1613B-CS3+PERF-012 H7-21-CCV-0203

F1:Voltage SIR,EI+  
305.8987  
4.783e+005



Quantify Sample Template Report

MassLynx MassLynx V4.1 SCN 901

Dataset: I:\Organics Instrument\HIGHRES GCMS Completed Results Files\HR-7\7-210421A-M23-0422NA.qld

Last Altered: Monday, April 26, 2021 16:05:34 Eastern Daylight Time

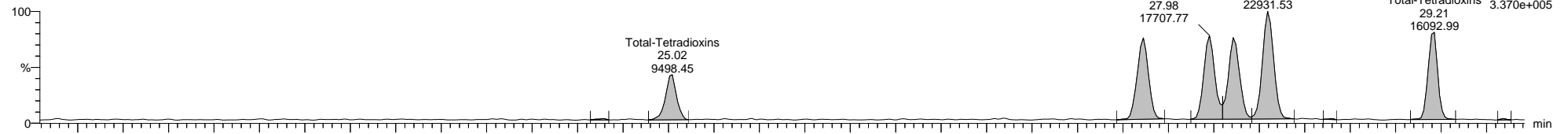
Printed: Monday, April 26, 2021 16:06:52 Eastern Daylight Time

Method: C:\MassLynx\Dioxin.PRO\MethDB\Dioxin\_M23.mdb 22 Apr 2021 09:24:29

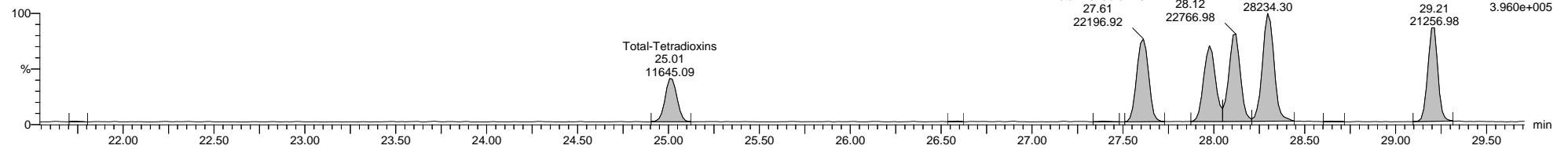
Calibration: C:\MassLynx\Dioxin.PRO\CurveDB\7-210419A-CAL5-M23.cdb 21 Apr 2021 13:52:54

Name: 7-210421A01, Date: 21-Apr-2021, Time: 12:36:34, ID: H7-21-CCV-0203, Description: 1613B-CS3+PERF-012, Vial: Tray1:1


7-210421A01 Smooth(SG,1x1)  
1613B-CS3+PERF-012 H7-21-CCV-0203



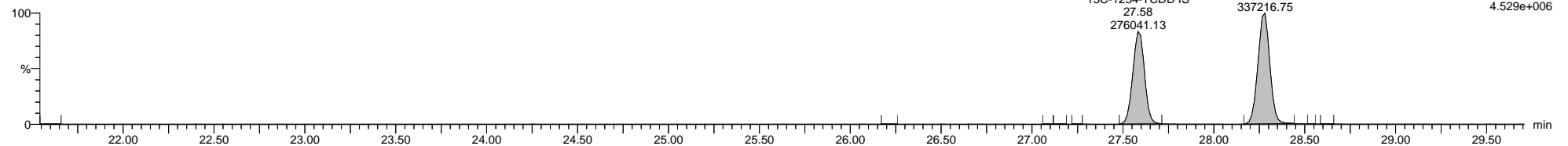
7-210421A01 Smooth(SG,1x1)  
1613B-CS3+PERF-012 H7-21-CCV-0203



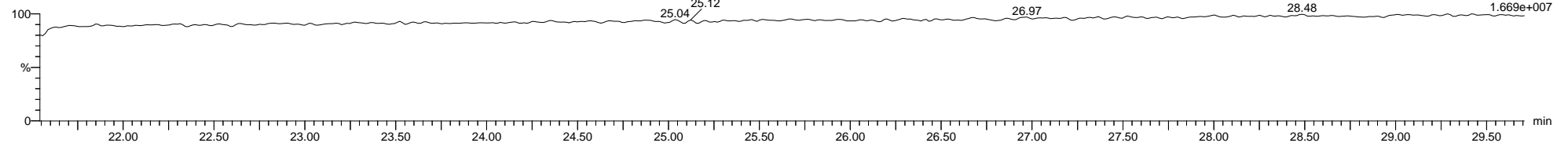
7-210421A01 Smooth(SG,1x1)  
1613B-CS3+PERF-012 H7-21-CCV-0203



7-210421A01 Smooth(SG,1x1)  
1613B-CS3+PERF-012 H7-21-CCV-0203



7-210421A01 Smooth(SG,1x1)  
1613B-CS3+PERF-012 H7-21-CCV-0203

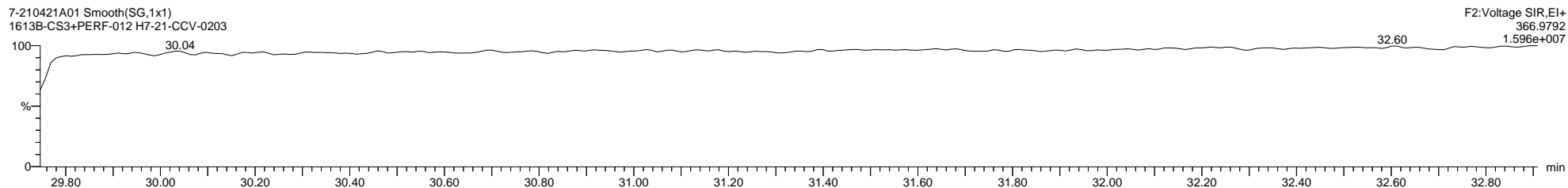
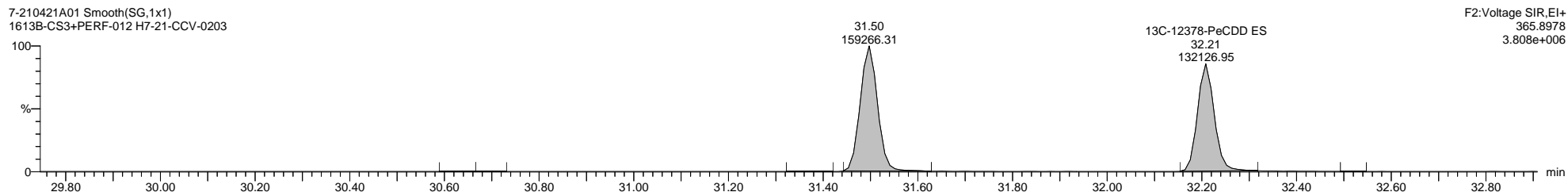
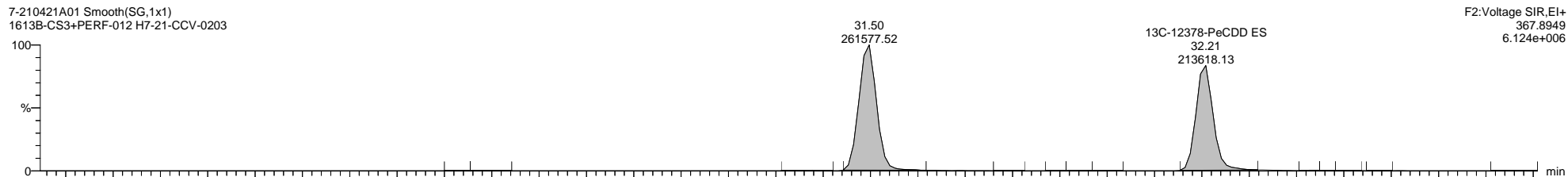
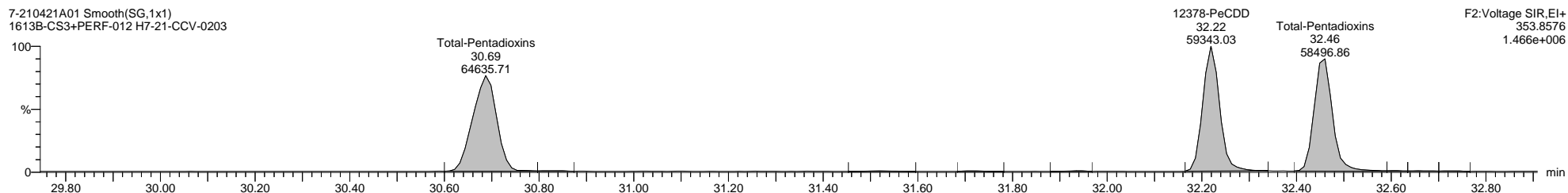



Dataset: I:\Organics Instrument\HIGHRES GCMS Completed Results Files\HR-7\7-210421A-M23-0422NA.qld

Last Altered: Monday, April 26, 2021 16:05:34 Eastern Daylight Time

Printed: Monday, April 26, 2021 16:06:52 Eastern Daylight Time

Name: 7-210421A01, Date: 21-Apr-2021, Time: 12:36:34, ID: H7-21-CCV-0203, Description: 1613B-CS3+PERF-012, Vial: Tray1:1



Quantify Sample Template Report

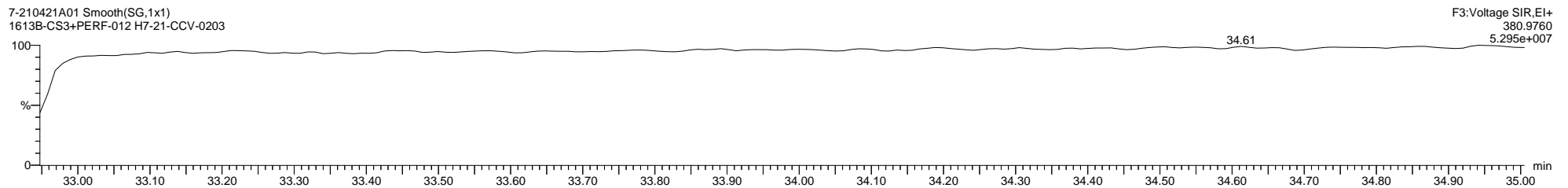
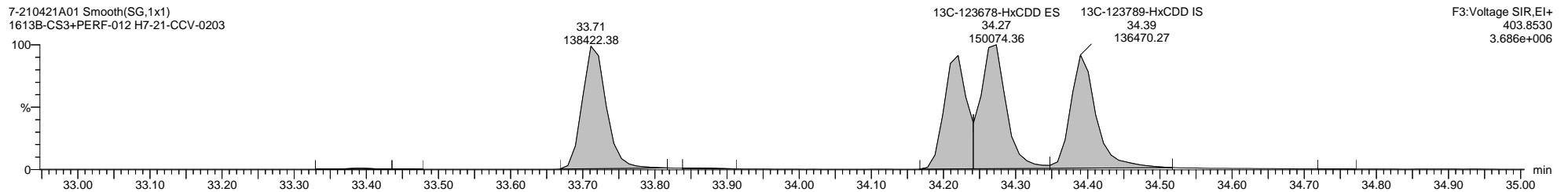

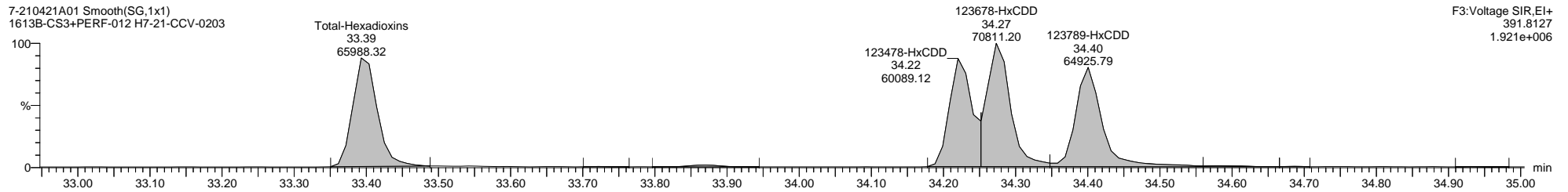

MassLynx MassLynx V4.1 SCN 901

Dataset: I:\Organics Instrument\HIGHRES GCMS Completed Results Files\HR-7\7-210421A-M23-0422NA.qld

Last Altered: Monday, April 26, 2021 16:05:34 Eastern Daylight Time

Printed: Monday, April 26, 2021 16:06:52 Eastern Daylight Time

Name: 7-210421A01, Date: 21-Apr-2021, Time: 12:36:34, ID: H7-21-CCV-0203, Description: 1613B-CS3+PERF-012, Vial: Tray1:1



Quantify Sample Template Report

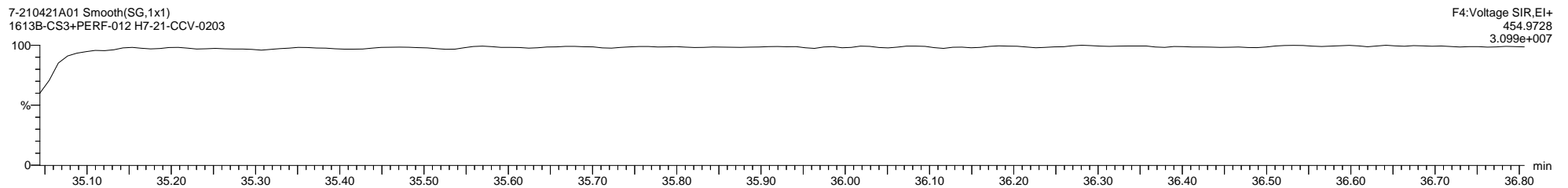
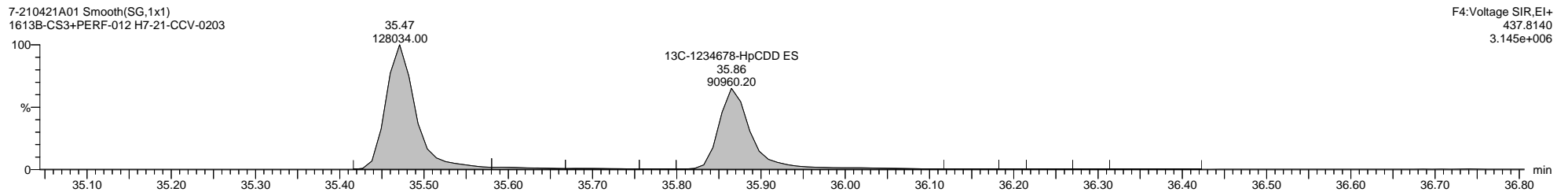
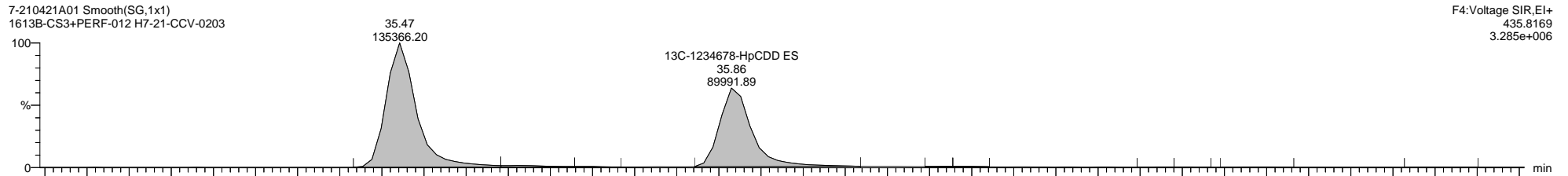
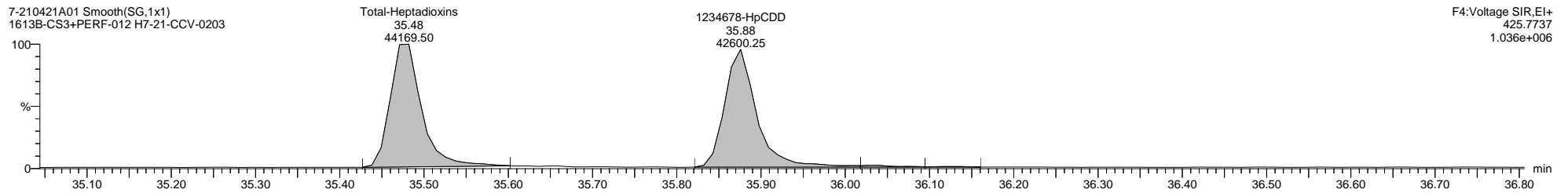
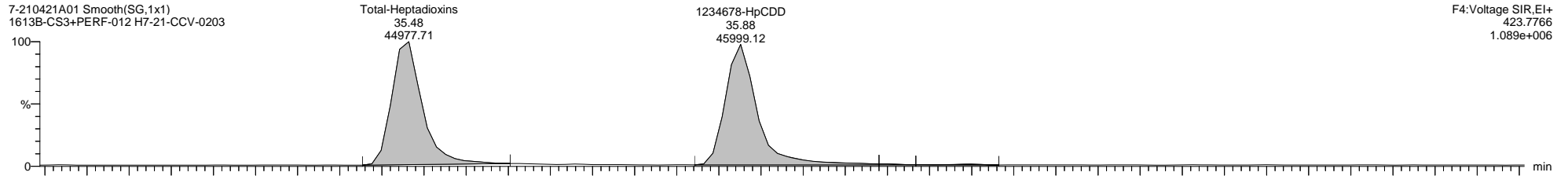
MassLynx MassLynx V4.1 SCN 901

Dataset: I:\Organics Instrument\HIGHRES GCMS Completed Results Files\HR-7\7-210421A-M23-0422NA.qld

Last Altered: Monday, April 26, 2021 16:05:34 Eastern Daylight Time

Printed: Monday, April 26, 2021 16:06:52 Eastern Daylight Time

Name: 7-210421A01, Date: 21-Apr-2021, Time: 12:36:34, ID: H7-21-CCV-0203, Description: 1613B-CS3+PERF-012, Vial: Tray1:1





Quantify Sample Template Report

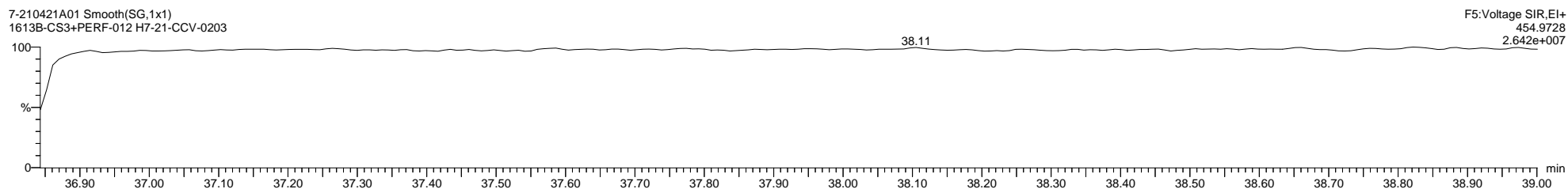
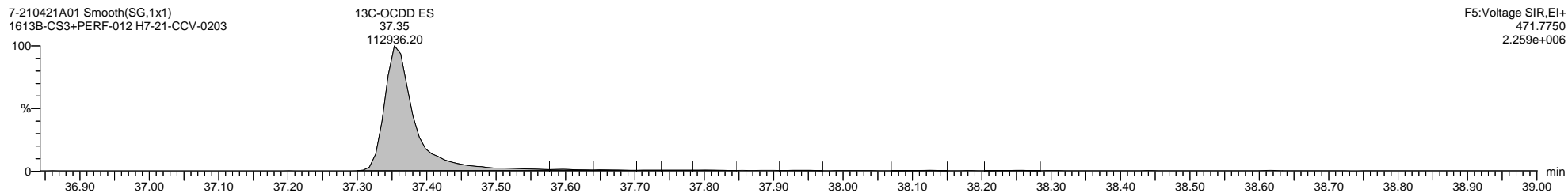

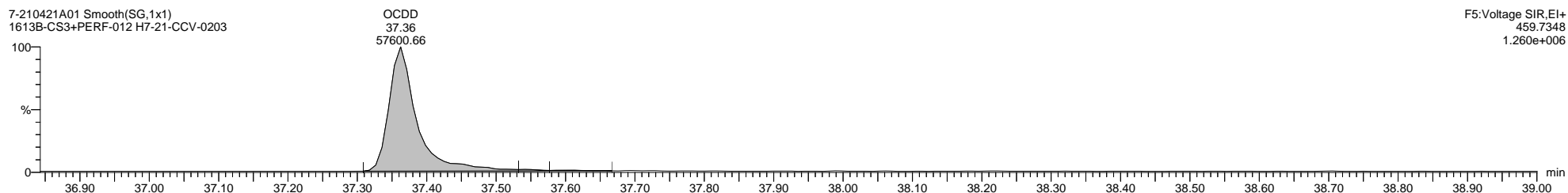

MassLynx MassLynx V4.1 SCN 901

Dataset: I:\Organics Instrument\HIGHRES GCMS Completed Results Files\HR-7\7-210421A-M23-0422NA.qld

Last Altered: Monday, April 26, 2021 16:05:34 Eastern Daylight Time

Printed: Monday, April 26, 2021 16:06:52 Eastern Daylight Time

Name: 7-210421A01, Date: 21-Apr-2021, Time: 12:36:34, ID: H7-21-CCV-0203, Description: 1613B-CS3+PERF-012, Vial: Tray1:1



Quantify Sample Template Report

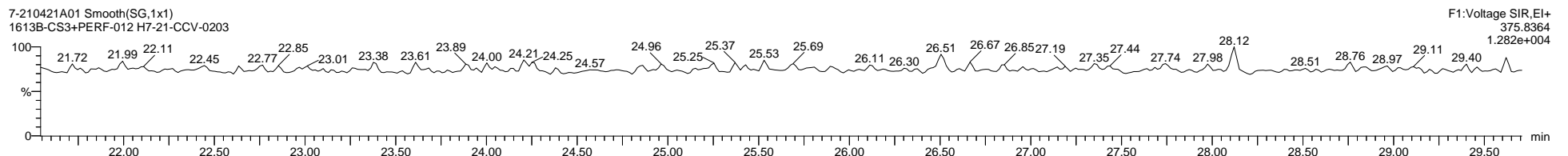
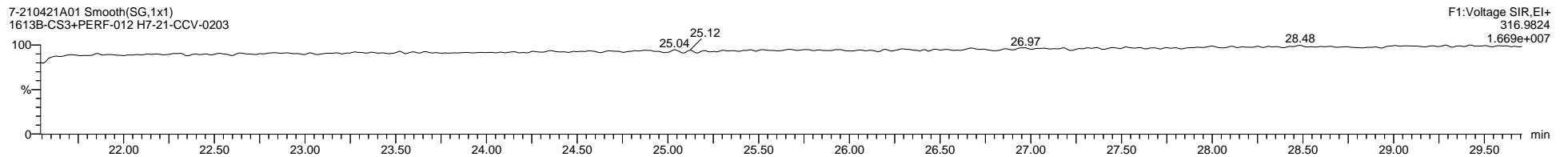
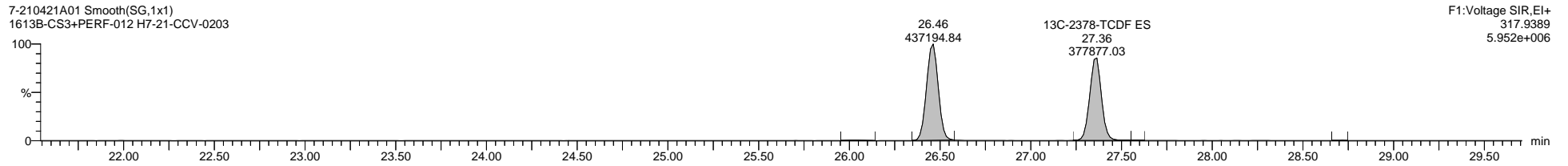

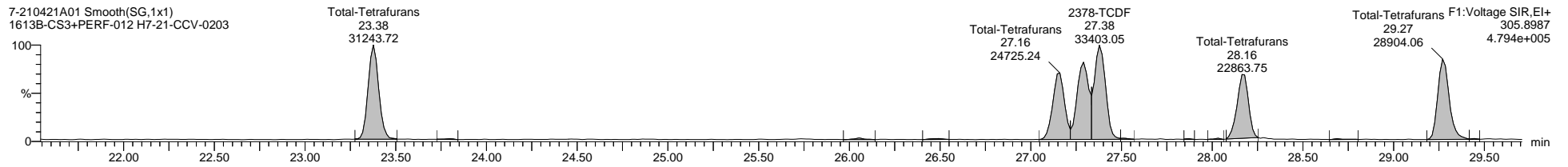
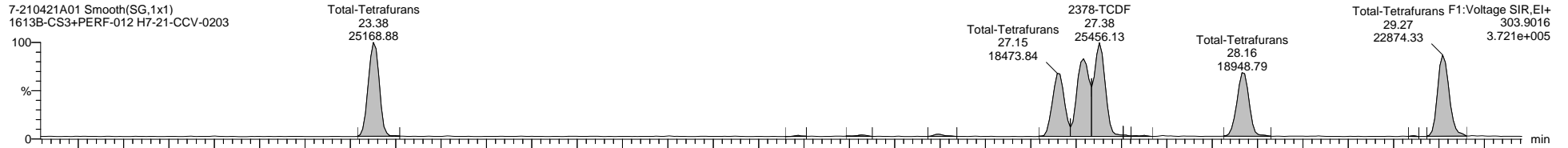
MassLynx MassLynx V4.1 SCN 901

Dataset: I:\Organics Instrument\HIGHRES GCMS Completed Results Files\HR-7\7-210421A-M23-0422NA.qld

Last Altered: Monday, April 26, 2021 16:05:34 Eastern Daylight Time

Printed: Monday, April 26, 2021 16:06:52 Eastern Daylight Time

Name: 7-210421A01, Date: 21-Apr-2021, Time: 12:36:34, ID: H7-21-CCV-0203, Description: 1613B-CS3+PERF-012, Vial: Tray1:1



Quantify Sample Template Report

MassLynx MassLynx V4.1 SCN 901


Dataset: I:\Organics Instrument\HIGHRES GCMS Completed Results Files\HR-7\7-210421A-M23-0422NA.qld

Last Altered: Monday, April 26, 2021 16:05:34 Eastern Daylight Time

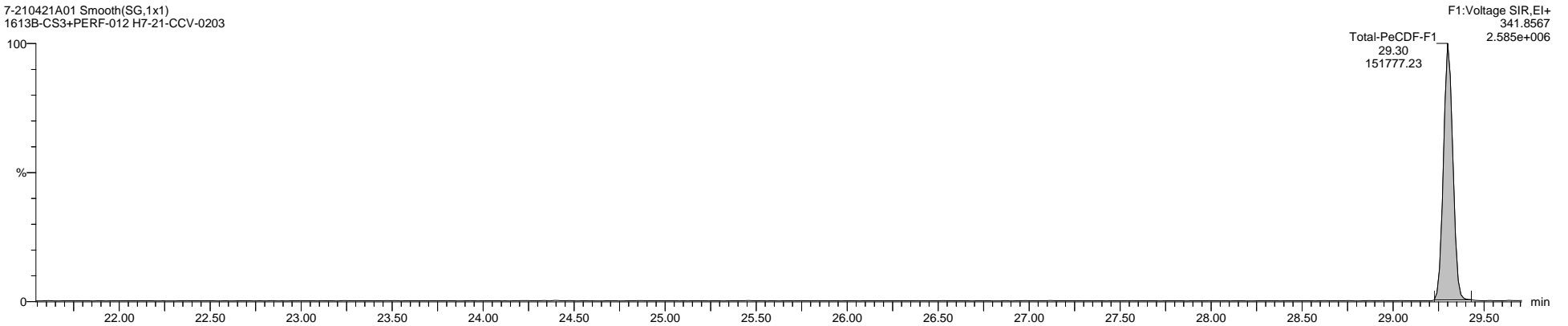
Printed: Monday, April 26, 2021 16:06:52 Eastern Daylight Time

Name: 7-210421A01, Date: 21-Apr-2021, Time: 12:36:34, ID: H7-21-CCV-0203, Description: 1613B-CS3+PERF-012, Vial: Tray1:1

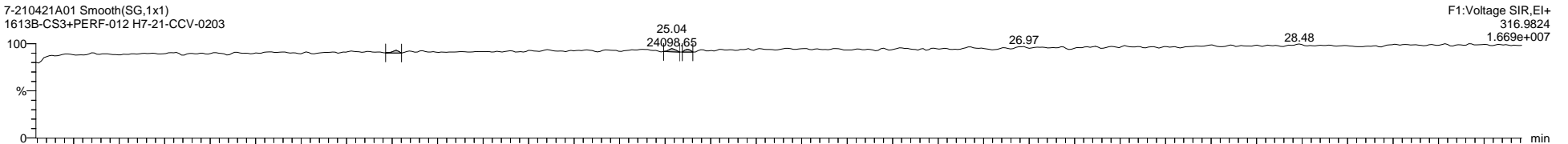
7-210421A01 Smooth(SG,1x1)  
1613B-CS3+PERF-012 H7-21-CCV-0203



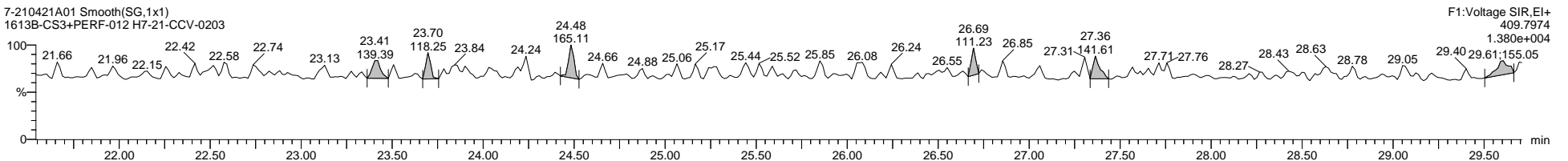
7-210421A01 Smooth(SG,1x1)  
1613B-CS3+PERF-012 H7-21-CCV-0203



7-210421A01 Smooth(SG,1x1)  
1613B-CS3+PERF-012 H7-21-CCV-0203



7-210421A01 Smooth(SG,1x1)  
1613B-CS3+PERF-012 H7-21-CCV-0203



Quantify Sample Template Report

MassLynx MassLynx V4.1 SCN 901

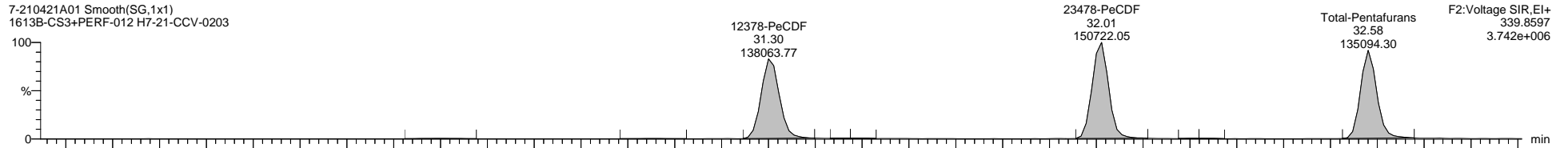
Dataset: I:\Organics Instrument\HIGHRES GCMS Completed Results Files\HR-7\7-210421A-M23-0422NA.qld

Last Altered: Monday, April 26, 2021 16:05:34 Eastern Daylight Time

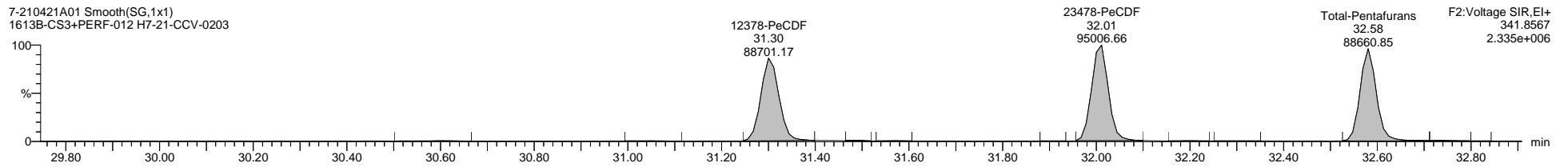
Printed: Monday, April 26, 2021 16:06:52 Eastern Daylight Time

Name: 7-210421A01, Date: 21-Apr-2021, Time: 12:36:34, ID: H7-21-CCV-0203, Description: 1613B-CS3+PERF-012, Vial: Tray1:1

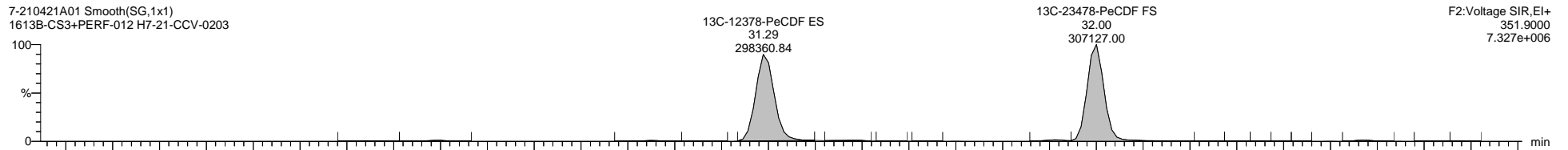
7-210421A01 Smooth(SG,1x1)  
1613B-CS3+PERF-012 H7-21-CCV-0203



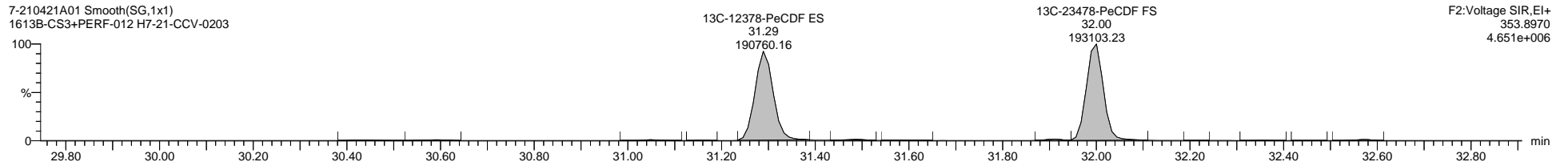
7-210421A01 Smooth(SG,1x1)  
1613B-CS3+PERF-012 H7-21-CCV-0203



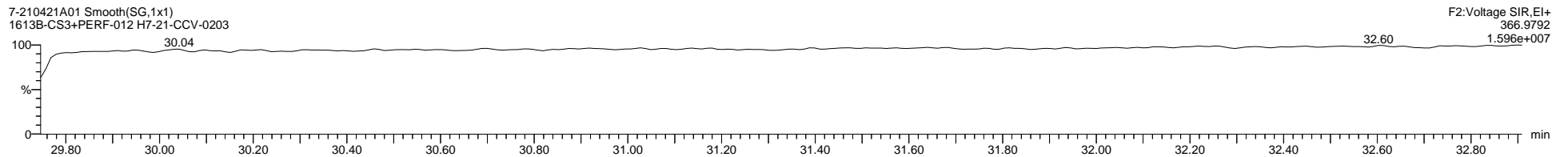
7-210421A01 Smooth(SG,1x1)  
1613B-CS3+PERF-012 H7-21-CCV-0203



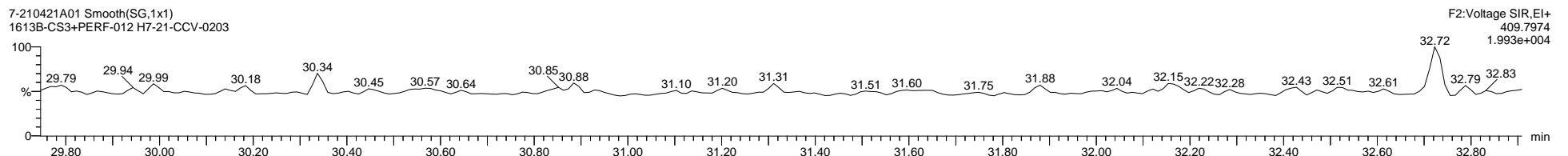
7-210421A01 Smooth(SG,1x1)  
1613B-CS3+PERF-012 H7-21-CCV-0203



7-210421A01 Smooth(SG,1x1)  
1613B-CS3+PERF-012 H7-21-CCV-0203



7-210421A01 Smooth(SG,1x1)  
1613B-CS3+PERF-012 H7-21-CCV-0203

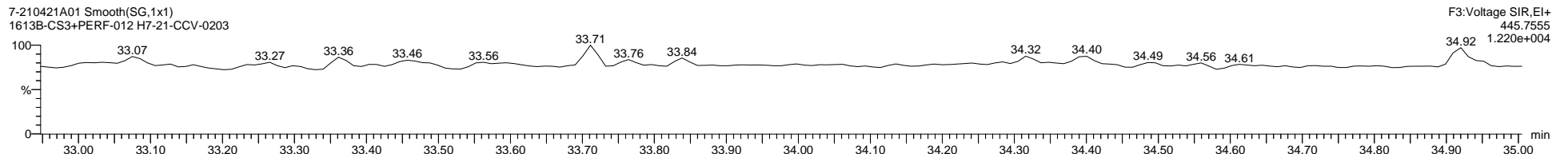
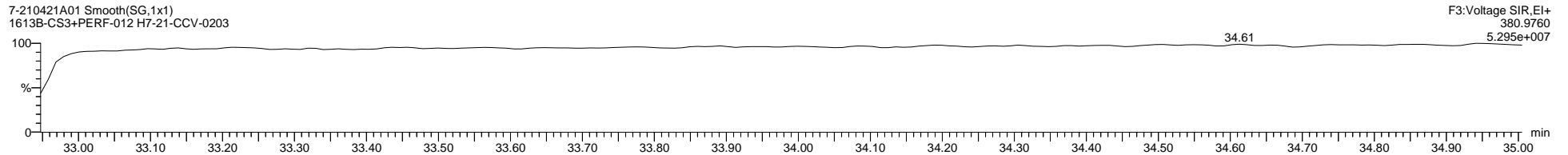
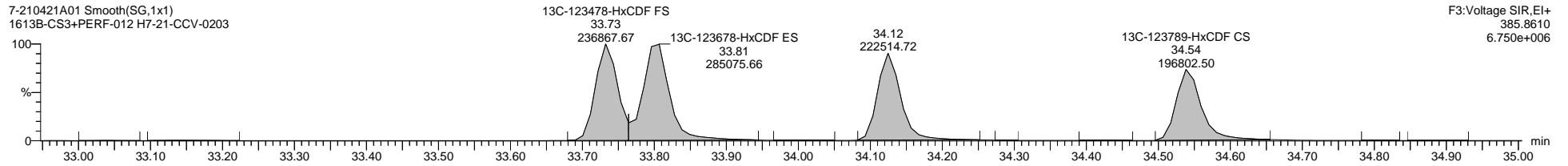
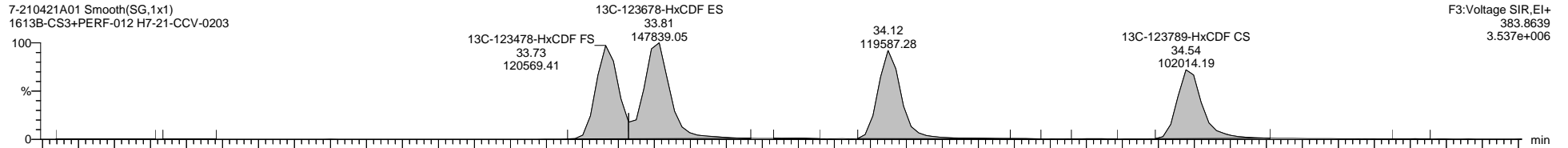
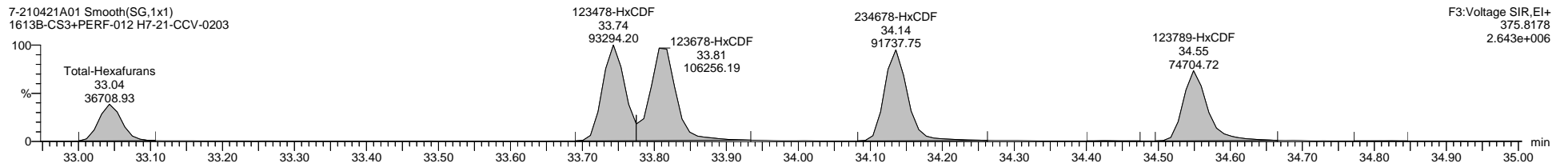
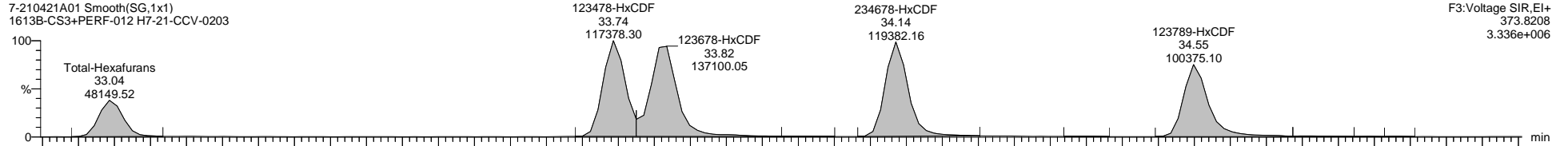


Dataset: I:\Organics Instrument\HIGHRES GCMS Completed Results Files\HR-7\7-210421A-M23-0422NA.qld

Last Altered: Monday, April 26, 2021 16:05:34 Eastern Daylight Time

Printed: Monday, April 26, 2021 16:06:52 Eastern Daylight Time

Name: 7-210421A01, Date: 21-Apr-2021, Time: 12:36:34, ID: H7-21-CCV-0203, Description: 1613B-CS3+PERF-012, Vial: Tray1:1



Quantify Sample Template Report

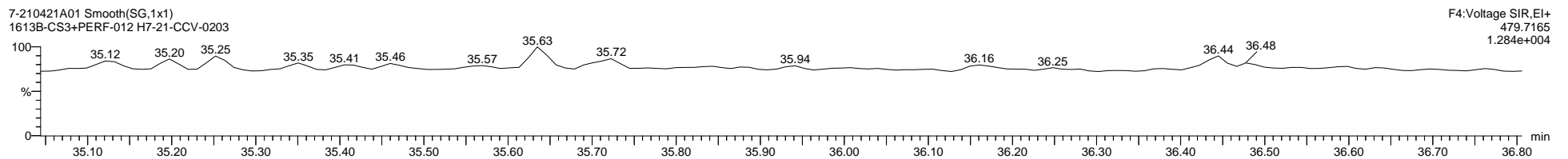
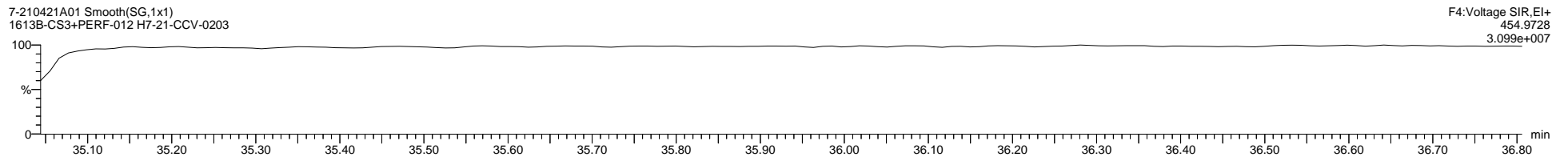
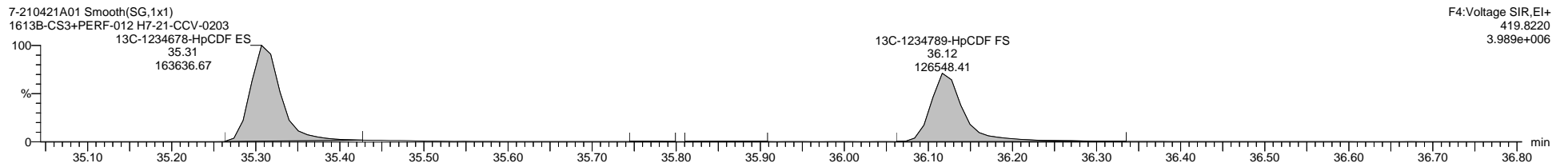

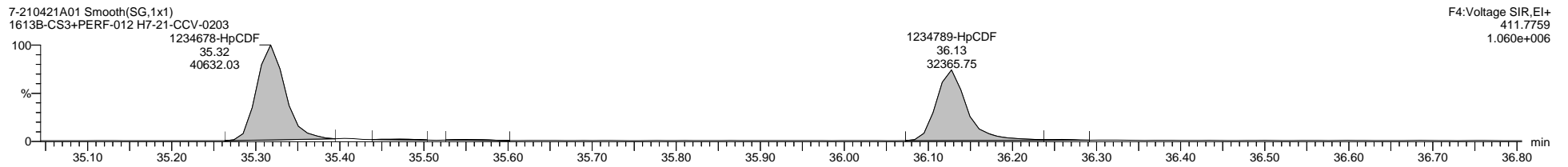
MassLynx MassLynx V4.1 SCN 901

Dataset: I:\Organics Instrument\HIGHRES GCMS Completed Results Files\HR-7\7-210421A-M23-0422NA.qld

Last Altered: Monday, April 26, 2021 16:05:34 Eastern Daylight Time

Printed: Monday, April 26, 2021 16:06:52 Eastern Daylight Time

Name: 7-210421A01, Date: 21-Apr-2021, Time: 12:36:34, ID: H7-21-CCV-0203, Description: 1613B-CS3+PERF-012, Vial: Tray1:1



Quantify Sample Template Report

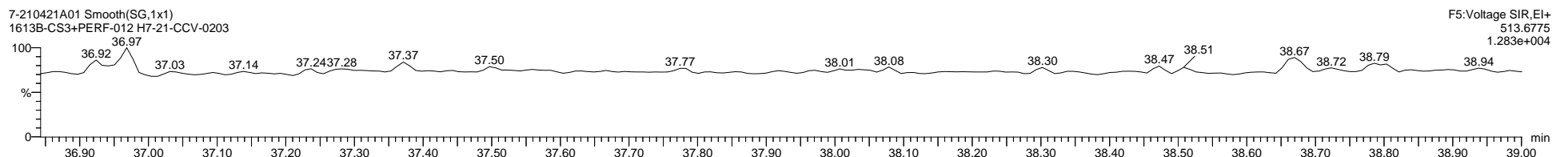
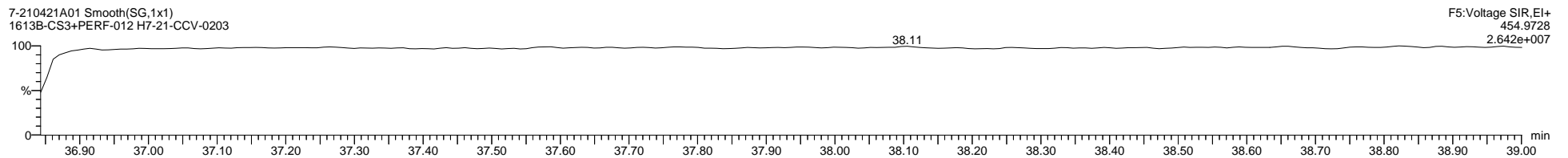
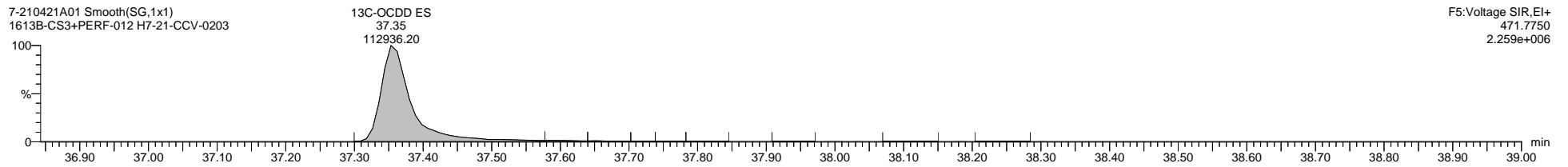

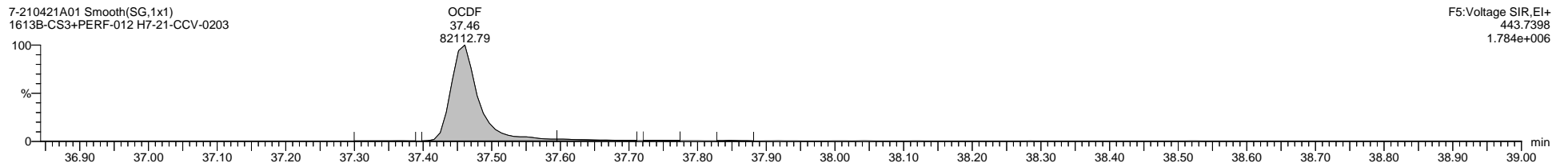

MassLynx MassLynx V4.1 SCN 901

Dataset: I:\Organics Instrument\HIGHRES GCMS Completed Results Files\HR-7\7-210421A-M23-0422NA.qld

Last Altered: Monday, April 26, 2021 16:05:34 Eastern Daylight Time

Printed: Monday, April 26, 2021 16:06:52 Eastern Daylight Time

Name: 7-210421A01, Date: 21-Apr-2021, Time: 12:36:34, ID: H7-21-CCV-0203, Description: 1613B-CS3+PERF-012, Vial: Tray1:1



Quantify Sample Template Report

MassLynx MassLynx V4.1 SCN 901


Dataset: I:\Organics Instrument\HIGHRES GCMS Completed Results Files\HR-7\7-210421A-M23-0422NA.qld

Last Altered: Monday, April 26, 2021 16:05:34 Eastern Daylight Time

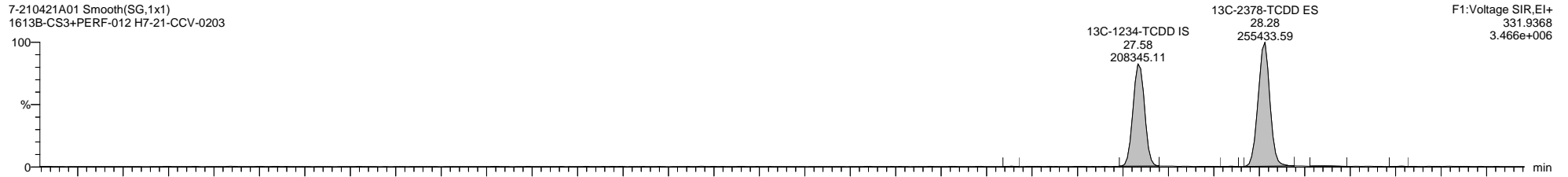
Printed: Monday, April 26, 2021 16:06:52 Eastern Daylight Time

Name: 7-210421A01, Date: 21-Apr-2021, Time: 12:36:34, ID: H7-21-CCV-0203, Description: 1613B-CS3+PERF-012, Vial: Tray1:1

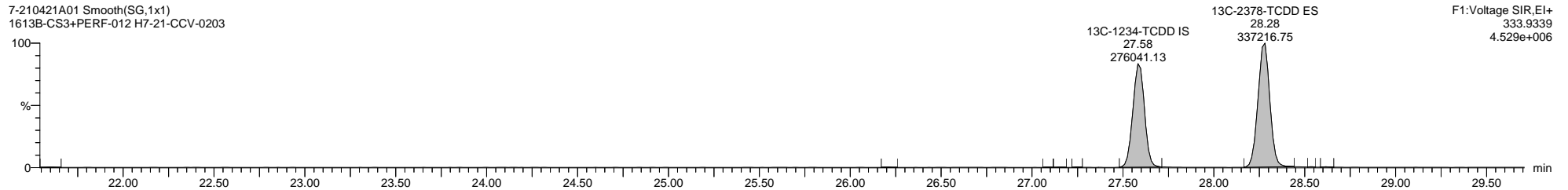
7-210421A01 Smooth(SG,1x1)  
1613B-CS3+PERF-012 H7-21-CCV-0203



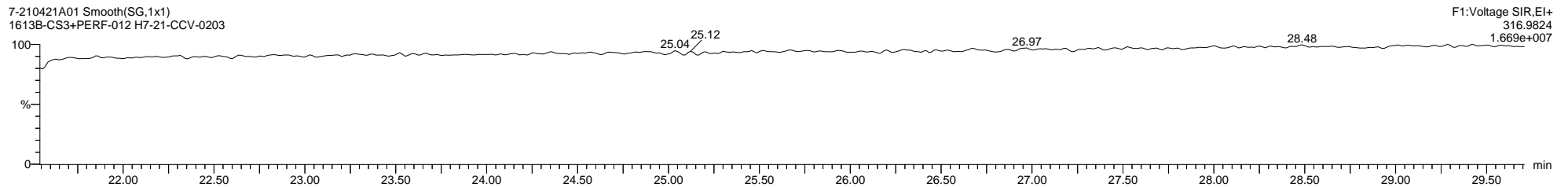
7-210421A01 Smooth(SG,1x1)  
1613B-CS3+PERF-012 H7-21-CCV-0203



7-210421A01 Smooth(SG,1x1)  
1613B-CS3+PERF-012 H7-21-CCV-0203



7-210421A01 Smooth(SG,1x1)  
1613B-CS3+PERF-012 H7-21-CCV-0203





Quantify Sample Template Report

MassLynx MassLynx V4.1 SCN 901

Dataset: I:\Organics Instrument\HIGHRES GCMS Completed Results Files\HR-7\7-210421A-M23-0422NA.qld

Last Altered: Monday, April 26, 2021 16:05:34 Eastern Daylight Time

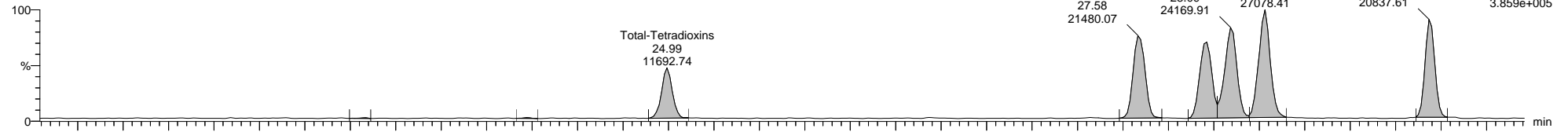
Printed: Monday, April 26, 2021 16:06:52 Eastern Daylight Time

Method: C:\MassLynx\Dioxin.PRO\MethDB\Dioxin\_M23.mdb 22 Apr 2021 09:24:29

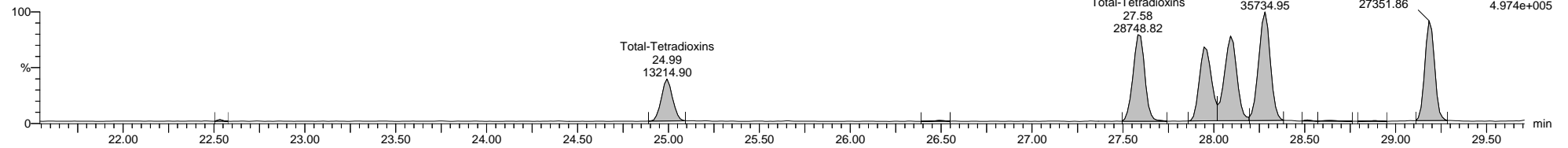
Calibration: C:\MassLynx\Dioxin.PRO\CurveDB\7-210419A-CAL5-M23.cdb 21 Apr 2021 13:52:54

Name: 7-210421A13, Date: 21-Apr-2021, Time: 21:09:45, ID: H7-21-CCV-0204, Description: 1613B-CS3+PERF-012, Vial: Tray1:1

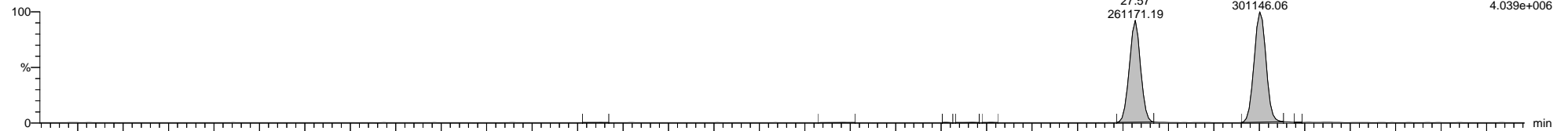
7-210421A13 Smooth(SG,1x1)  
1613B-CS3+PERF-012 H7-21-CCV-0204



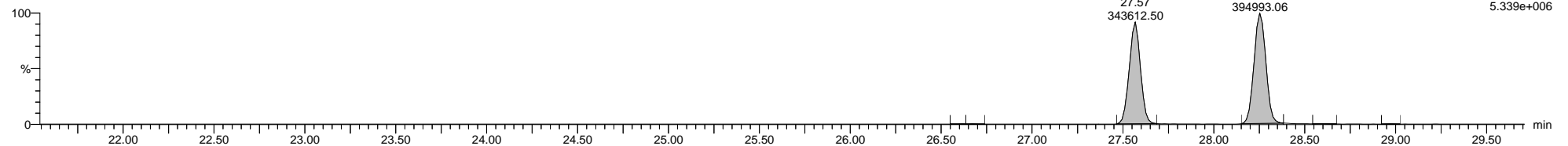
7-210421A13 Smooth(SG,1x1)  
1613B-CS3+PERF-012 H7-21-CCV-0204



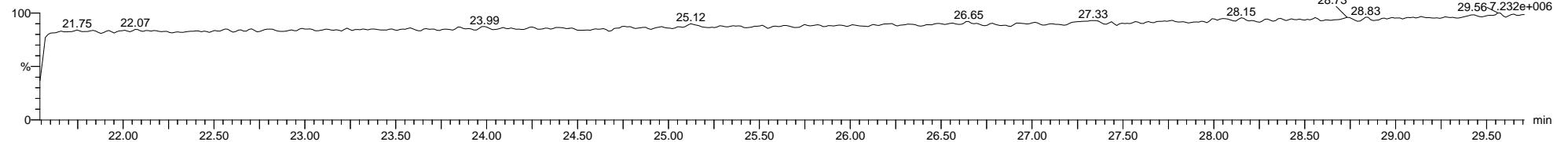
7-210421A13 Smooth(SG,1x1)  
1613B-CS3+PERF-012 H7-21-CCV-0204



7-210421A13 Smooth(SG,1x1)  
1613B-CS3+PERF-012 H7-21-CCV-0204



7-210421A13 Smooth(SG,1x1)  
1613B-CS3+PERF-012 H7-21-CCV-0204



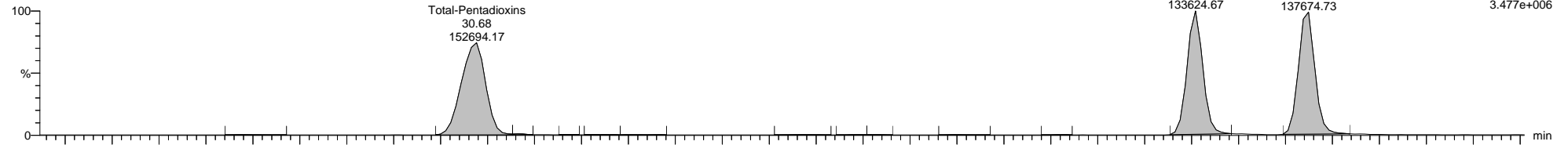
Dataset: I:\Organics Instrument\HIGHRES GCMS Completed Results Files\HR-7\7-210421A-M23-0422NA.qld

Last Altered: Monday, April 26, 2021 16:05:34 Eastern Daylight Time

Printed: Monday, April 26, 2021 16:06:52 Eastern Daylight Time

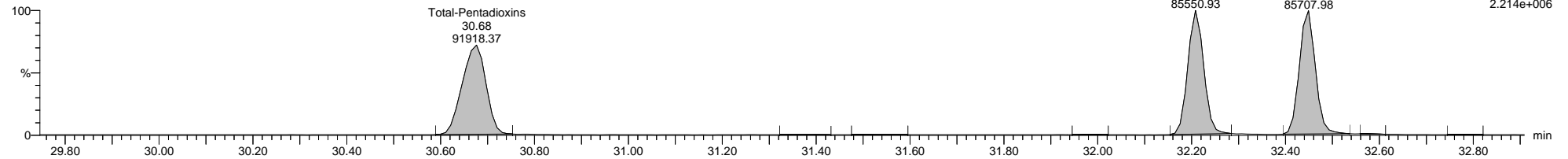
Name: 7-210421A13, Date: 21-Apr-2021, Time: 21:09:45, ID: H7-21-CCV-0204, Description: 1613B-CS3+PERF-012, Vial: Tray1:1

7-210421A13 Smooth(SG,1x1)  
1613B-CS3+PERF-012 H7-21-CCV-0204



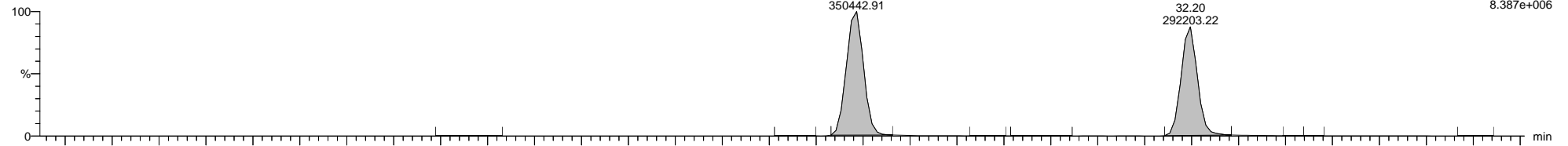
F2:Voltage SIR,EI+  
355.8546  
3.477e+006

7-210421A13 Smooth(SG,1x1)  
1613B-CS3+PERF-012 H7-21-CCV-0204



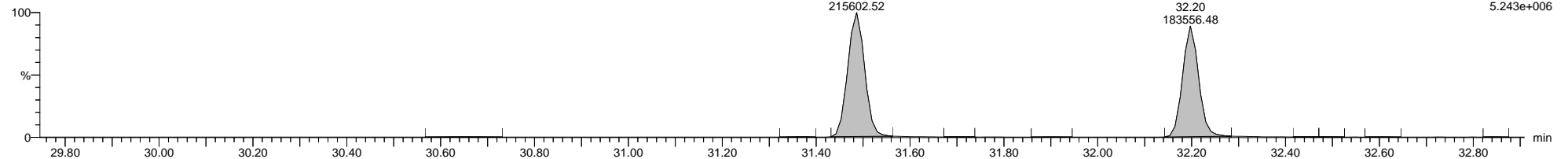
F2:Voltage SIR,EI+  
353.8576  
2.214e+006

7-210421A13 Smooth(SG,1x1)  
1613B-CS3+PERF-012 H7-21-CCV-0204



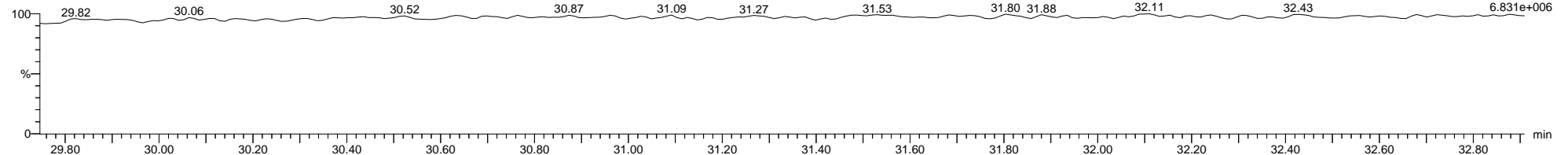
F2:Voltage SIR,EI+  
367.8949  
8.387e+006

7-210421A13 Smooth(SG,1x1)  
1613B-CS3+PERF-012 H7-21-CCV-0204



F2:Voltage SIR,EI+  
365.8978  
5.243e+006

7-210421A13 Smooth(SG,1x1)  
1613B-CS3+PERF-012 H7-21-CCV-0204



F2:Voltage SIR,EI+  
366.9792  
6.831e+006

Quantify Sample Template Report

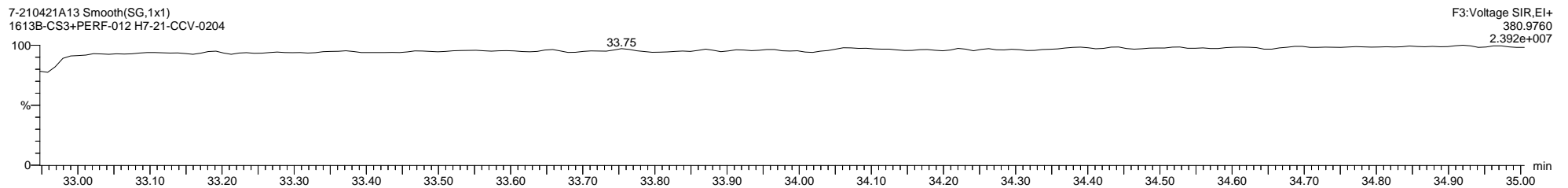
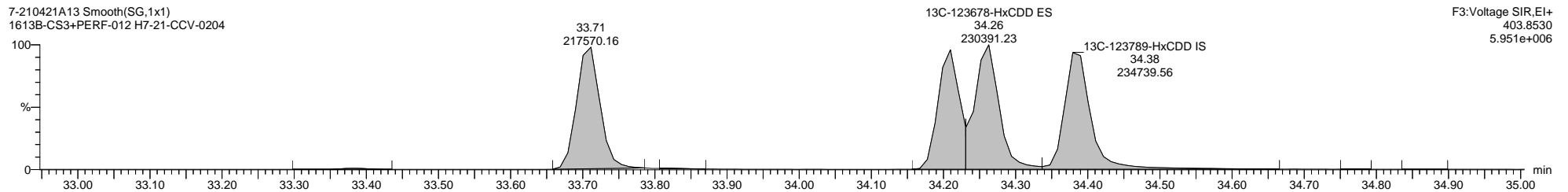

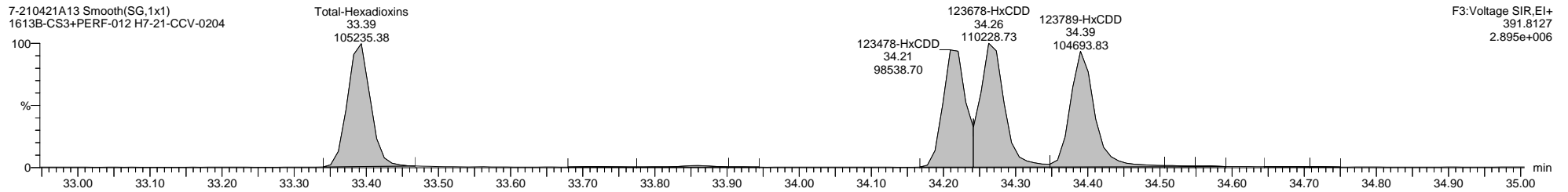
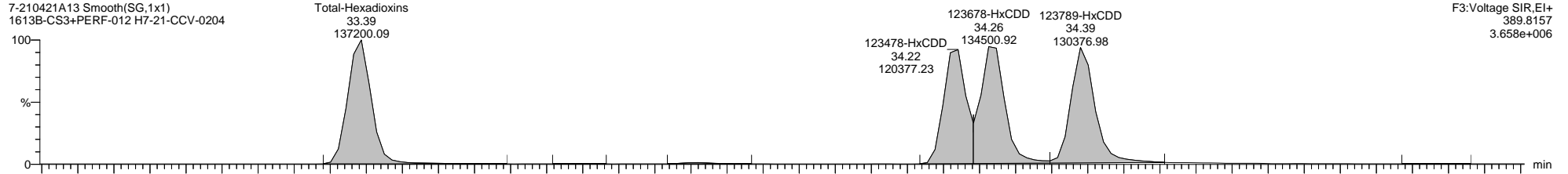
MassLynx MassLynx V4.1 SCN 901

Dataset: I:\Organics Instrument\HIGHRES GCMS Completed Results Files\HR-7\7-210421A-M23-0422NA.qld

Last Altered: Monday, April 26, 2021 16:05:34 Eastern Daylight Time

Printed: Monday, April 26, 2021 16:06:52 Eastern Daylight Time

Name: 7-210421A13, Date: 21-Apr-2021, Time: 21:09:45, ID: H7-21-CCV-0204, Description: 1613B-CS3+PERF-012, Vial: Tray1:1

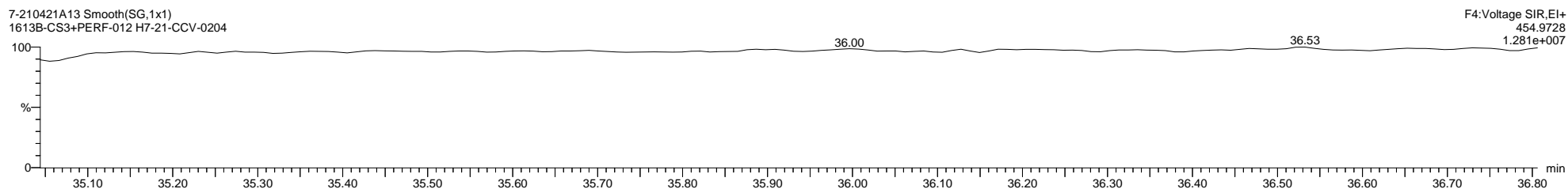
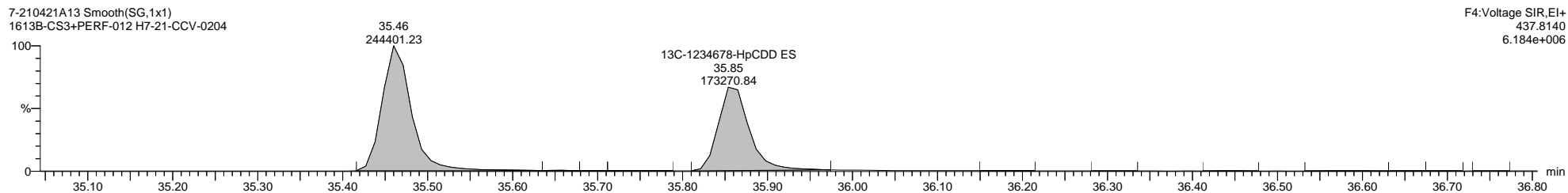
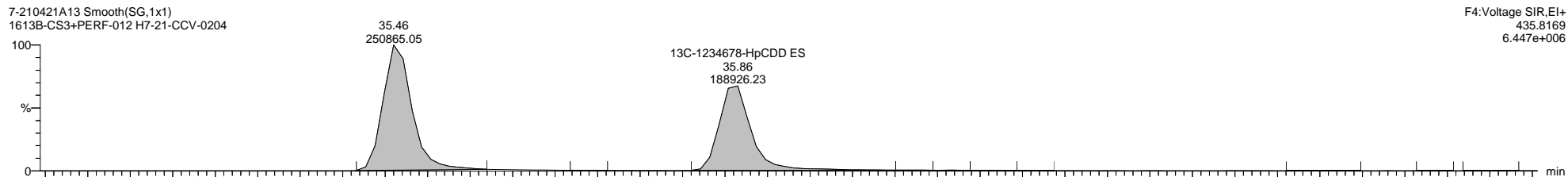
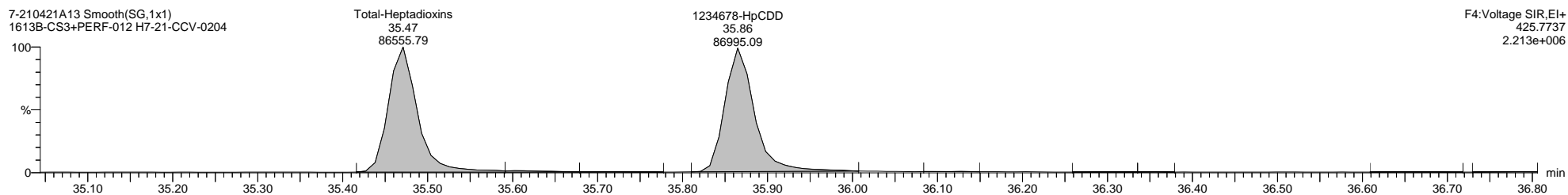
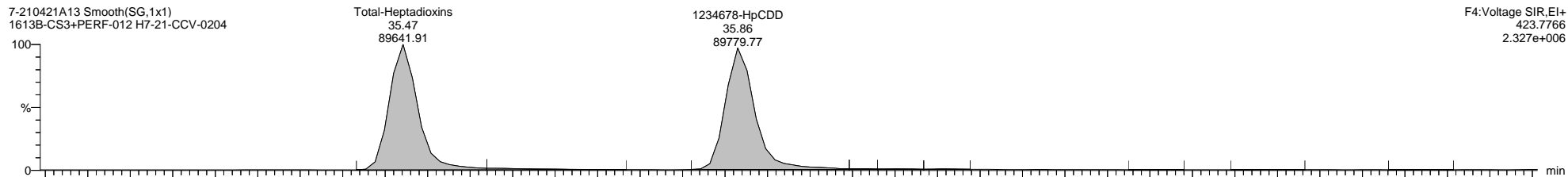


Dataset: I:\Organics Instrument\HIGHRES GCMS Completed Results Files\HR-7\7-210421A-M23-0422NA.qld

Last Altered: Monday, April 26, 2021 16:05:34 Eastern Daylight Time

Printed: Monday, April 26, 2021 16:06:52 Eastern Daylight Time

Name: 7-210421A13, Date: 21-Apr-2021, Time: 21:09:45, ID: H7-21-CCV-0204, Description: 1613B-CS3+PERF-012, Vial: Tray1:1



Quantify Sample Template Report

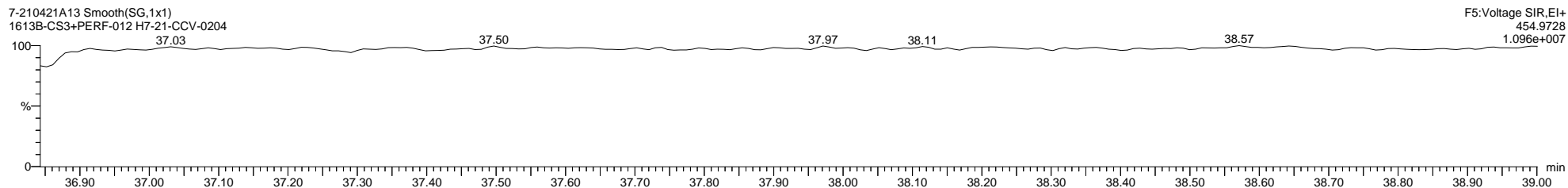
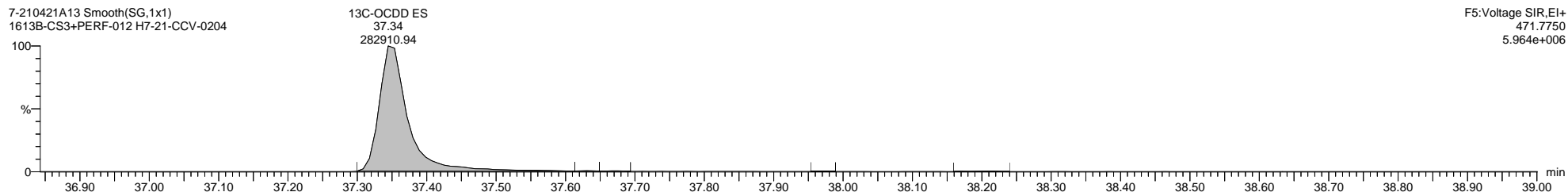

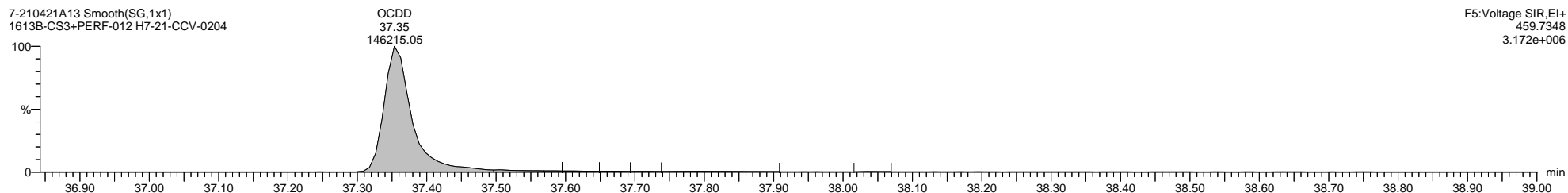

MassLynx MassLynx V4.1 SCN 901

Dataset: I:\Organics Instrument\HIGHRES GCMS Completed Results Files\HR-7\7-210421A-M23-0422NA.qld

Last Altered: Monday, April 26, 2021 16:05:34 Eastern Daylight Time

Printed: Monday, April 26, 2021 16:06:52 Eastern Daylight Time

Name: 7-210421A13, Date: 21-Apr-2021, Time: 21:09:45, ID: H7-21-CCV-0204, Description: 1613B-CS3+PERF-012, Vial: Tray1:1

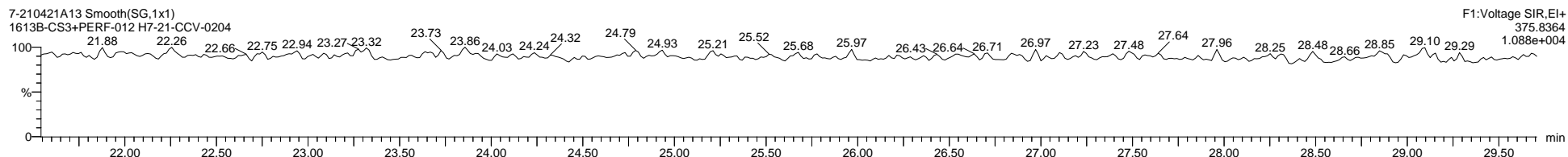
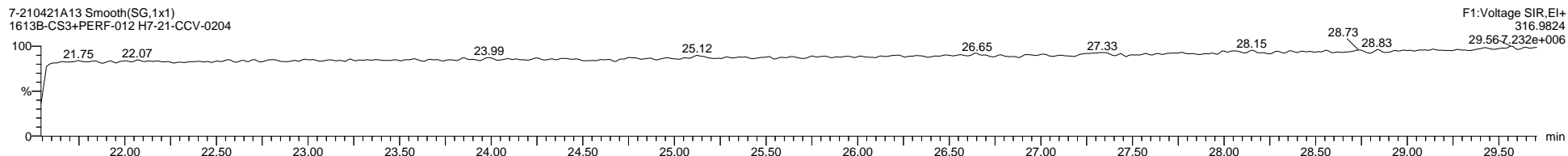
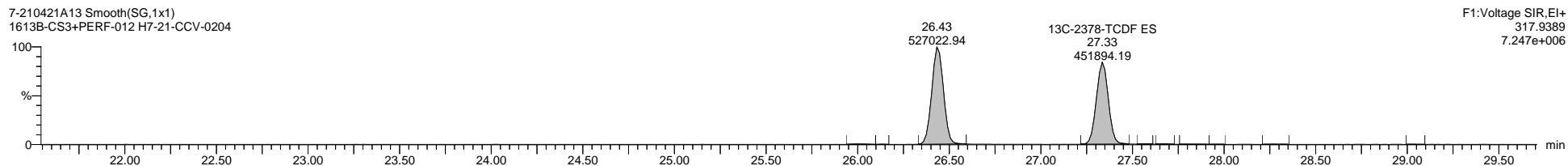
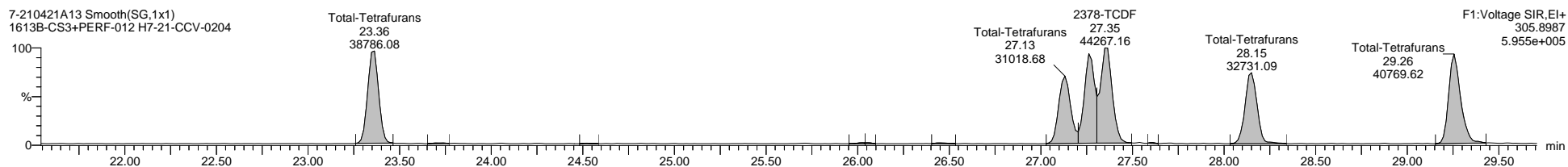
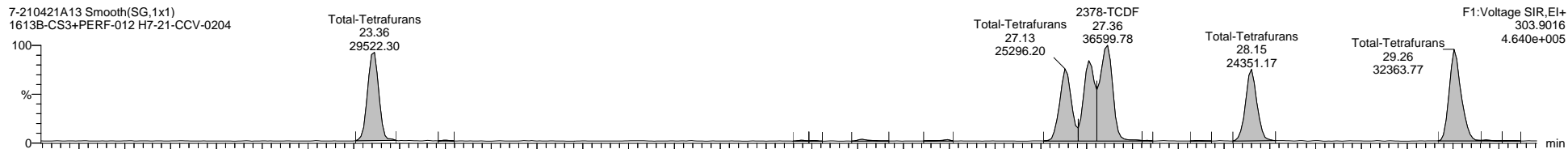


Dataset: I:\Organics Instrument\HIGHRES GCMS Completed Results Files\HR-7\7-210421A-M23-0422NA.qld

Last Altered: Monday, April 26, 2021 16:05:34 Eastern Daylight Time

Printed: Monday, April 26, 2021 16:06:52 Eastern Daylight Time

Name: 7-210421A13, Date: 21-Apr-2021, Time: 21:09:45, ID: H7-21-CCV-0204, Description: 1613B-CS3+PERF-012, Vial: Tray1:1



Quantify Sample Template Report

MassLynx MassLynx V4.1 SCN 901


Dataset: I:\Organics Instrument\HIGHRES GCMS Completed Results Files\HR-7\7-210421A-M23-0422NA.qld

Last Altered: Monday, April 26, 2021 16:05:34 Eastern Daylight Time

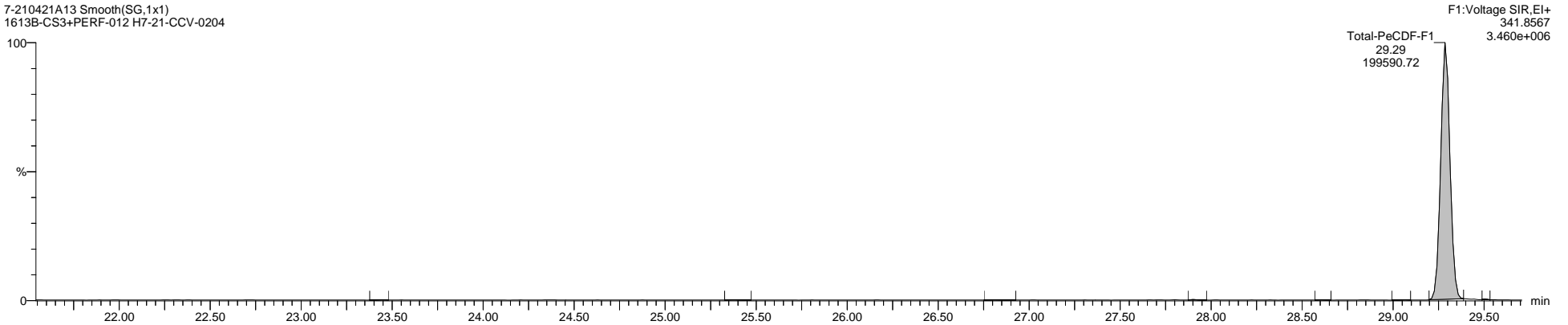
Printed: Monday, April 26, 2021 16:06:52 Eastern Daylight Time

Name: 7-210421A13, Date: 21-Apr-2021, Time: 21:09:45, ID: H7-21-CCV-0204, Description: 1613B-CS3+PERF-012, Vial: Tray1:1

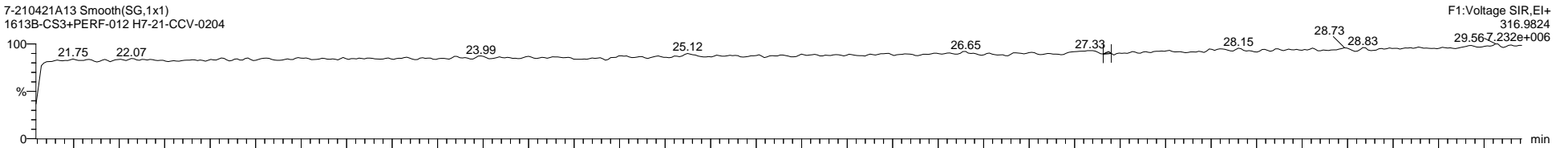
7-210421A13 Smooth(SG,1x1)  
1613B-CS3+PERF-012 H7-21-CCV-0204



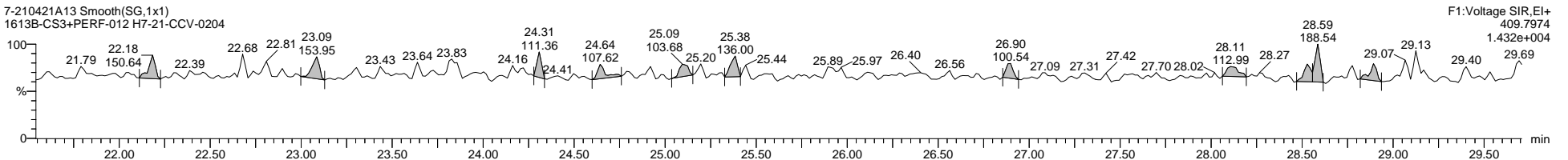
7-210421A13 Smooth(SG,1x1)  
1613B-CS3+PERF-012 H7-21-CCV-0204



7-210421A13 Smooth(SG,1x1)  
1613B-CS3+PERF-012 H7-21-CCV-0204



7-210421A13 Smooth(SG,1x1)  
1613B-CS3+PERF-012 H7-21-CCV-0204



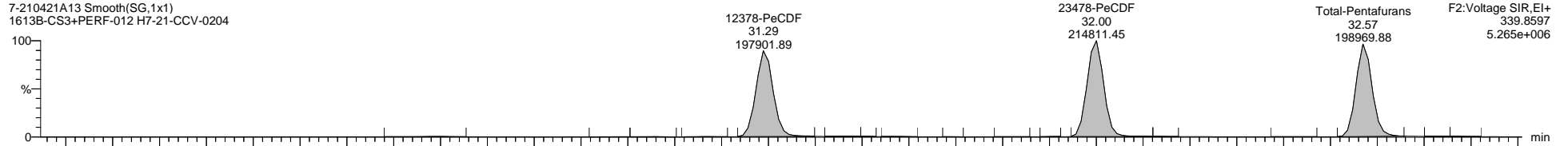
Dataset: I:\Organics Instrument\HIGHRES GCMS Completed Results Files\HR-7\7-210421A-M23-0422NA.qld

Last Altered: Monday, April 26, 2021 16:05:34 Eastern Daylight Time

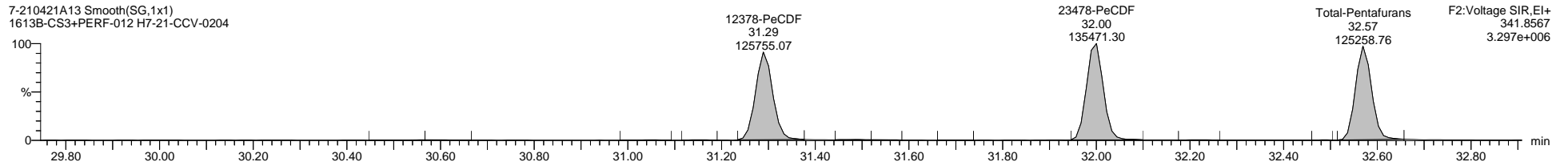
Printed: Monday, April 26, 2021 16:06:52 Eastern Daylight Time

Name: 7-210421A13, Date: 21-Apr-2021, Time: 21:09:45, ID: H7-21-CCV-0204, Description: 1613B-CS3+PERF-012, Vial: Tray1:1

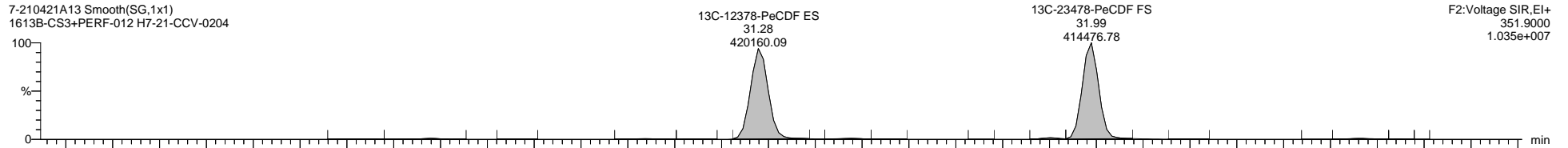
7-210421A13 Smooth(SG,1x1)  
1613B-CS3+PERF-012 H7-21-CCV-0204



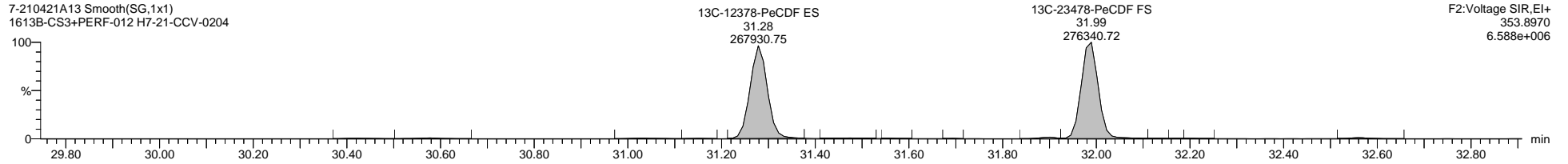
7-210421A13 Smooth(SG,1x1)  
1613B-CS3+PERF-012 H7-21-CCV-0204



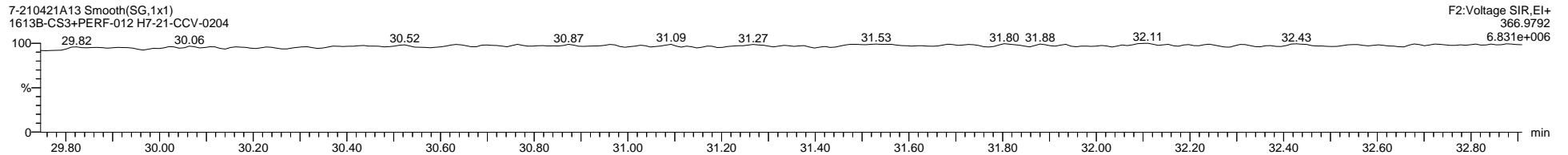
7-210421A13 Smooth(SG,1x1)  
1613B-CS3+PERF-012 H7-21-CCV-0204



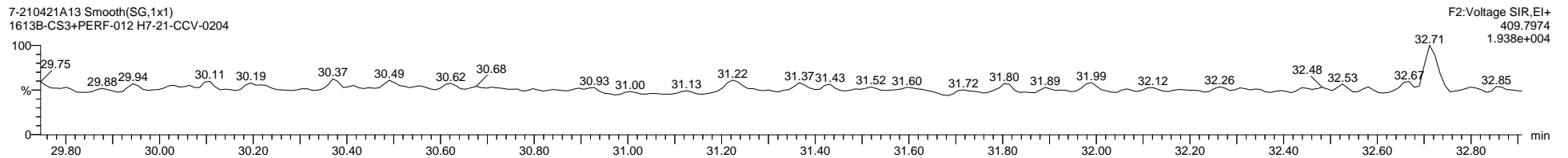
7-210421A13 Smooth(SG,1x1)  
1613B-CS3+PERF-012 H7-21-CCV-0204



7-210421A13 Smooth(SG,1x1)  
1613B-CS3+PERF-012 H7-21-CCV-0204



7-210421A13 Smooth(SG,1x1)  
1613B-CS3+PERF-012 H7-21-CCV-0204



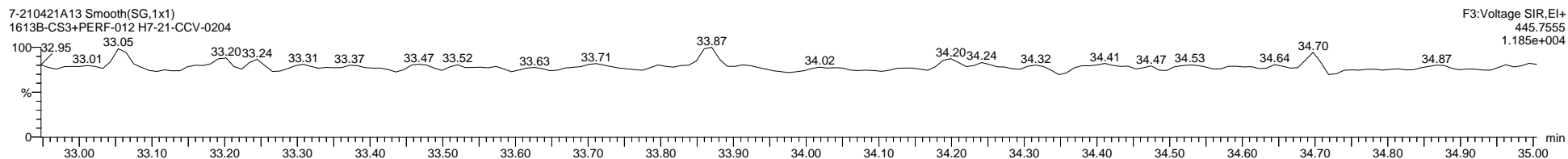
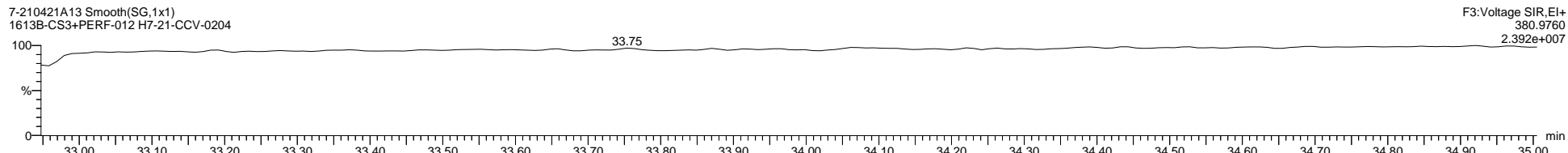
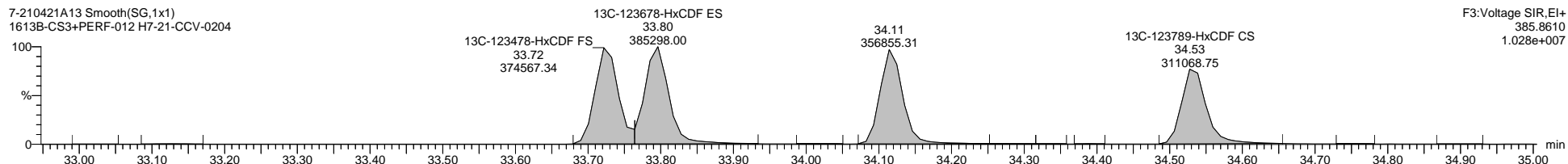

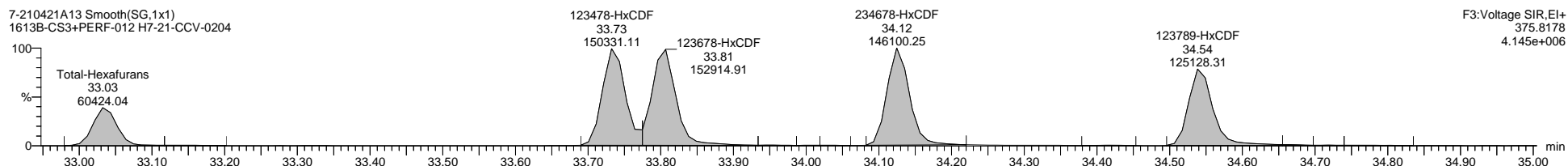
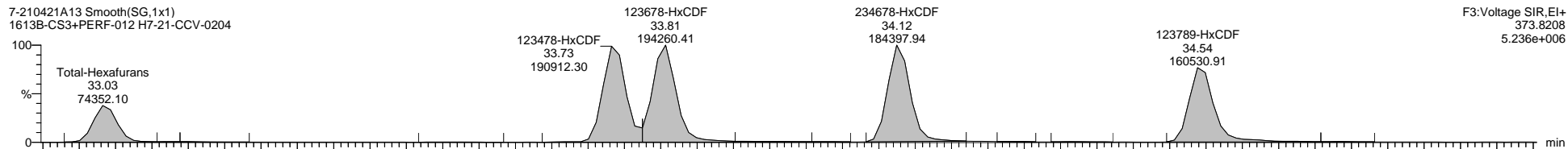


Dataset: I:\Organics Instrument\HIGHRES GCMS Completed Results Files\HR-7\7-210421A-M23-0422NA.qld

Last Altered: Monday, April 26, 2021 16:05:34 Eastern Daylight Time

Printed: Monday, April 26, 2021 16:06:52 Eastern Daylight Time

Name: 7-210421A13, Date: 21-Apr-2021, Time: 21:09:45, ID: H7-21-CCV-0204, Description: 1613B-CS3+PERF-012, Vial: Tray1:1

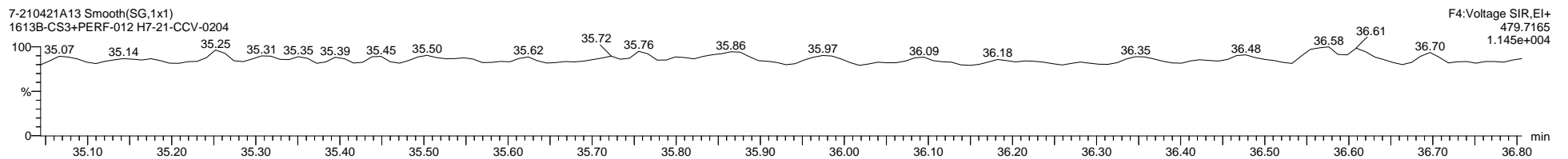
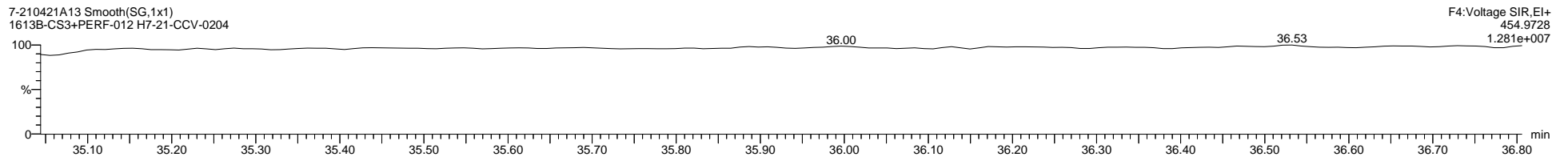
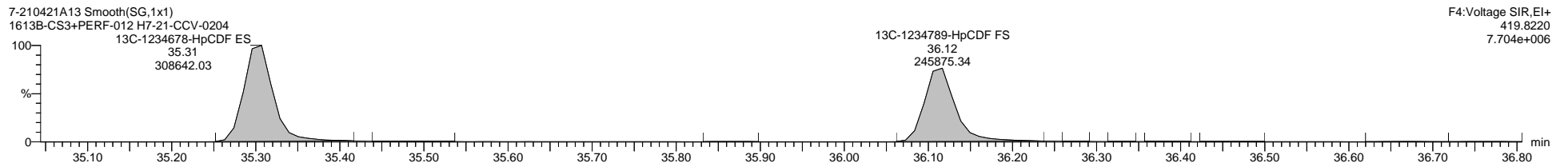

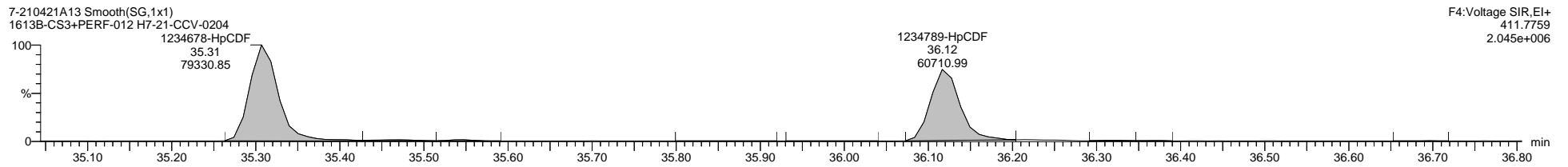


Dataset: I:\Organics Instrument\HIGHRES GCMS Completed Results Files\HR-7\7-210421A-M23-0422NA.qld

Last Altered: Monday, April 26, 2021 16:05:34 Eastern Daylight Time

Printed: Monday, April 26, 2021 16:06:52 Eastern Daylight Time

Name: 7-210421A13, Date: 21-Apr-2021, Time: 21:09:45, ID: H7-21-CCV-0204, Description: 1613B-CS3+PERF-012, Vial: Tray1:1



Quantify Sample Template Report

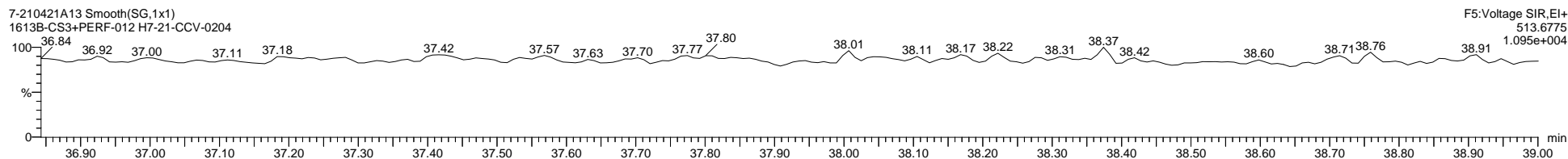
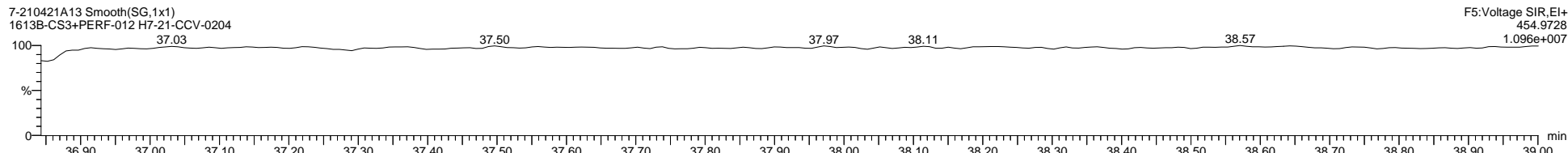
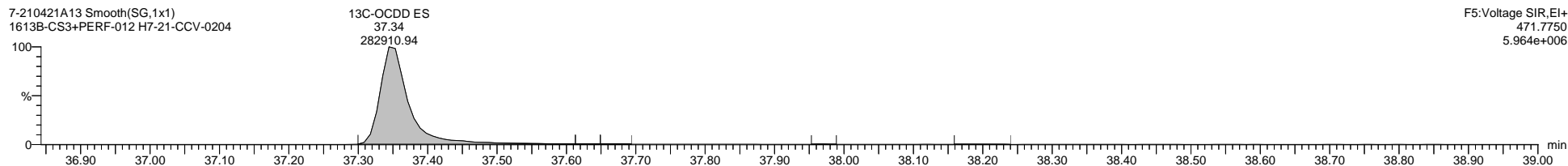
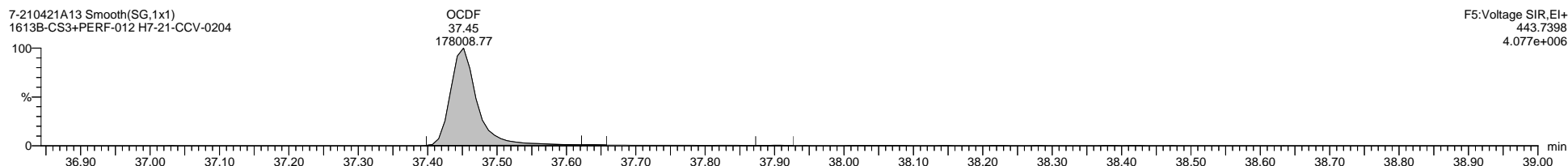

MassLynx MassLynx V4.1 SCN 901

Dataset: I:\Organics Instrument\HIGHRES GCMS Completed Results Files\HR-7\7-210421A-M23-0422NA.qld

Last Altered: Monday, April 26, 2021 16:05:34 Eastern Daylight Time

Printed: Monday, April 26, 2021 16:06:52 Eastern Daylight Time

Name: 7-210421A13, Date: 21-Apr-2021, Time: 21:09:45, ID: H7-21-CCV-0204, Description: 1613B-CS3+PERF-012, Vial: Tray1:1




Dataset: I:\Organics Instrument\HIGHRES GCMS Completed Results Files\HR-7\7-210421A-M23-0422NA.qld

Last Altered: Monday, April 26, 2021 16:05:34 Eastern Daylight Time

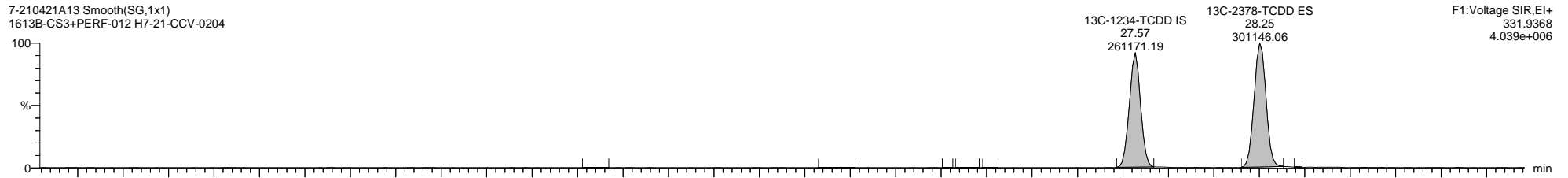
Printed: Monday, April 26, 2021 16:06:52 Eastern Daylight Time

Name: 7-210421A13, Date: 21-Apr-2021, Time: 21:09:45, ID: H7-21-CCV-0204, Description: 1613B-CS3+PERF-012, Vial: Tray1:1

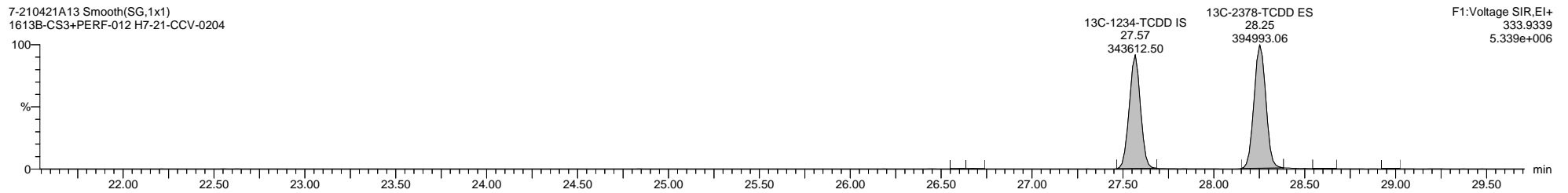
7-210421A13 Smooth(SG,1x1)  
1613B-CS3+PERF-012 H7-21-CCV-0204



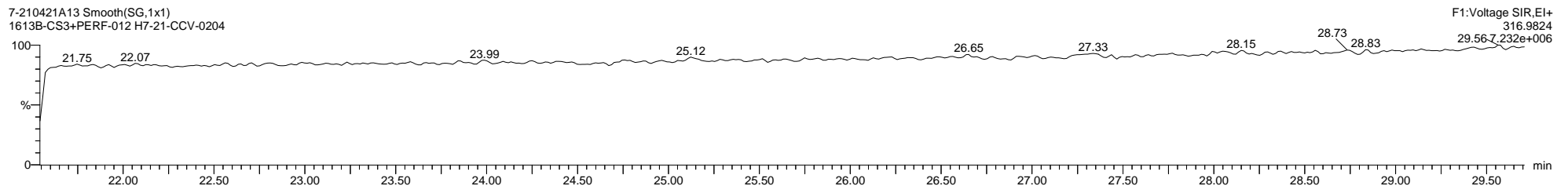
7-210421A13 Smooth(SG,1x1)  
1613B-CS3+PERF-012 H7-21-CCV-0204



7-210421A13 Smooth(SG,1x1)  
1613B-CS3+PERF-012 H7-21-CCV-0204



7-210421A13 Smooth(SG,1x1)  
1613B-CS3+PERF-012 H7-21-CCV-0204



Quantify Sample Template Report MassLynx MassLynx V4.1 SCN 901

Dataset: I:\Organics Instrument\HIGHRES GCMS Completed Results Files\HR-7\7-210421A-M23-0422NA.qld

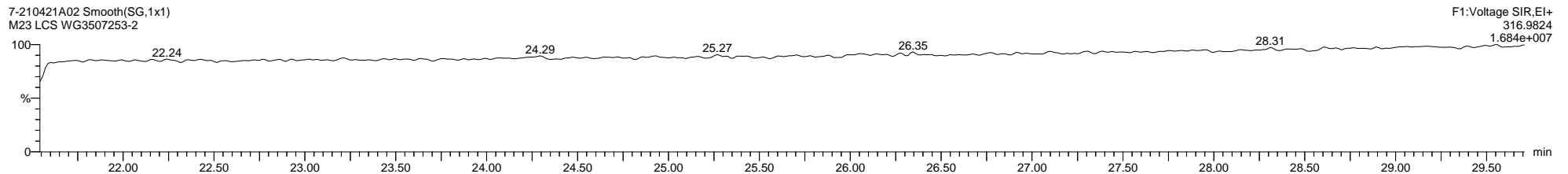
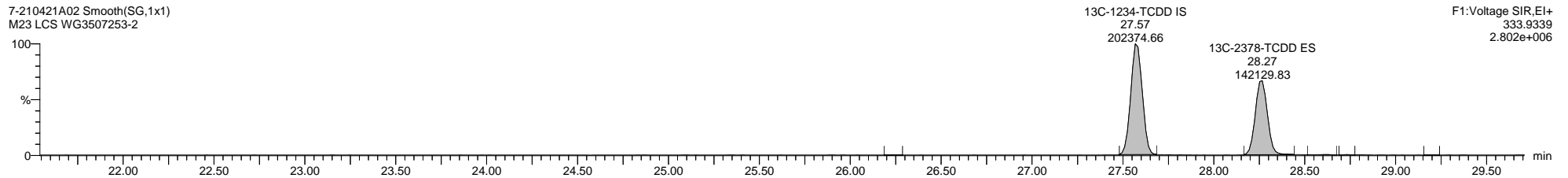
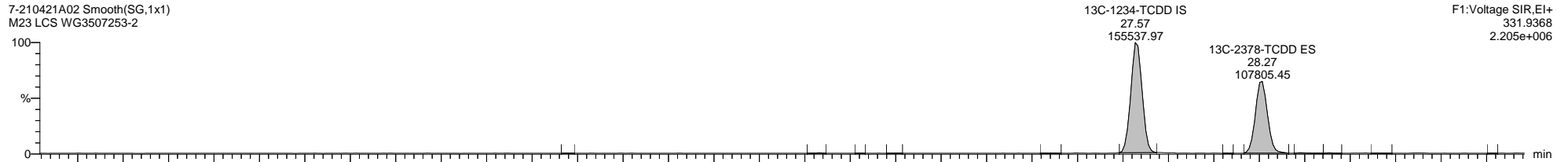
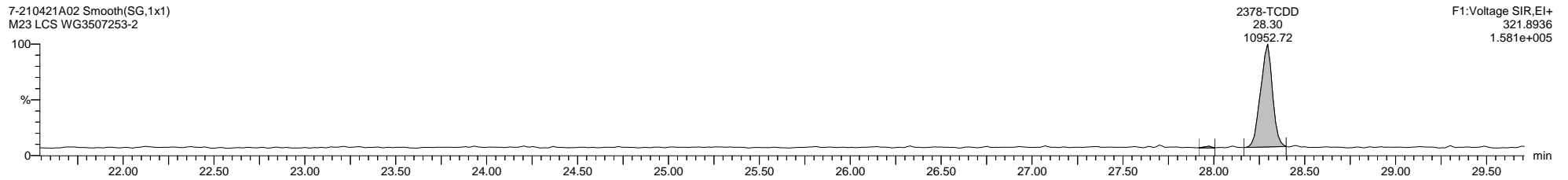
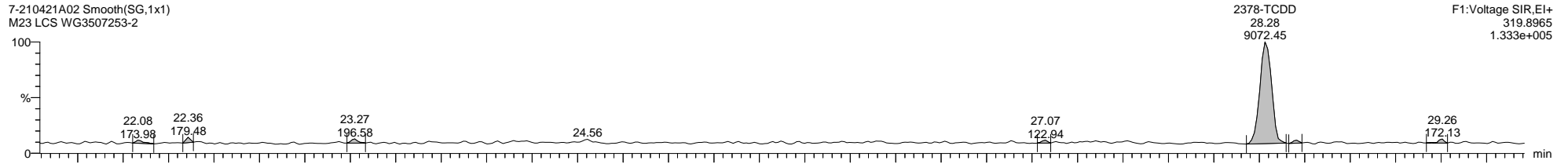
Last Altered: Monday, April 26, 2021 16:05:34 Eastern Daylight Time

Printed: Monday, April 26, 2021 16:06:52 Eastern Daylight Time

Method: C:\MassLynx\Dioxin.PRO\MethDB\Dioxin\_M23.mdb 22 Apr 2021 09:24:29

Calibration: C:\MassLynx\Dioxin.PRO\CurveDB\7-210419A-CAL5-M23.cdb 21 Apr 2021 13:52:54

Name: 7-210421A02, Date: 21-Apr-2021, Time: 13:24:36, ID: WG3507253-2, Description: M23 LCS, Vial: Tray1:4



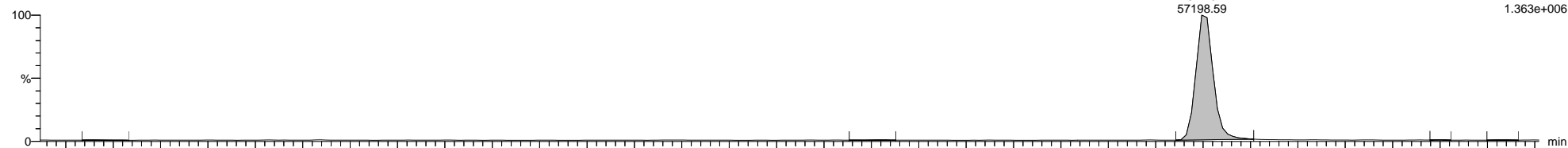
Dataset: I:\Organics Instrument\HIGHRES GCMS Completed Results Files\HR-7\7-210421A-M23-0422NA.qld

Last Altered: Monday, April 26, 2021 16:05:34 Eastern Daylight Time

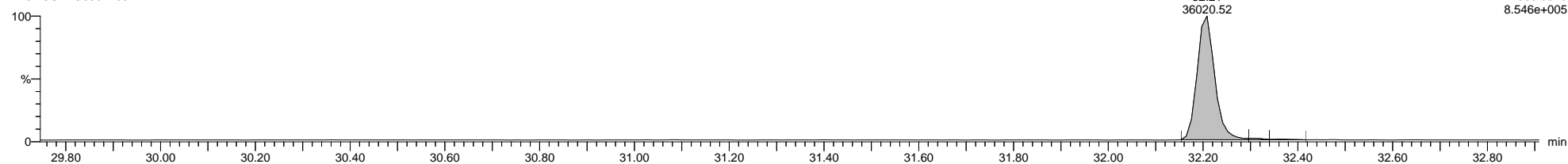
Printed: Monday, April 26, 2021 16:06:52 Eastern Daylight Time

Name: 7-210421A02, Date: 21-Apr-2021, Time: 13:24:36, ID: WG3507253-2, Description: M23 LCS, Vial: Tray1:4

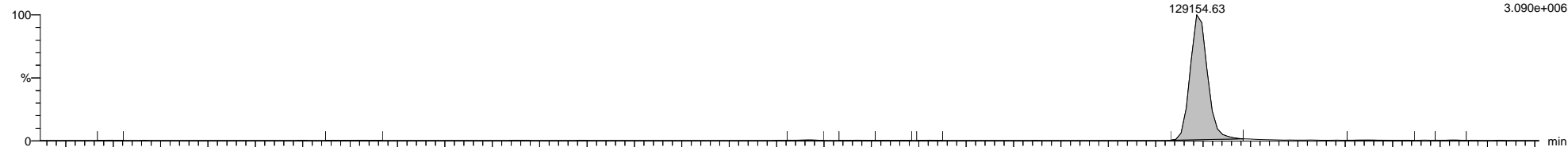
7-210421A02 Smooth(SG,1x1)  
M23 LCS WG3507253-2



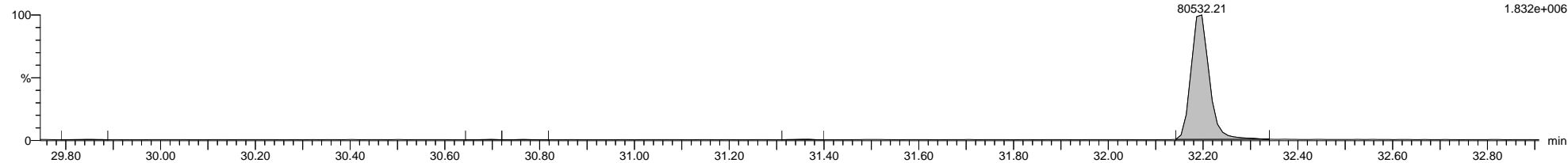
7-210421A02 Smooth(SG,1x1)  
M23 LCS WG3507253-2



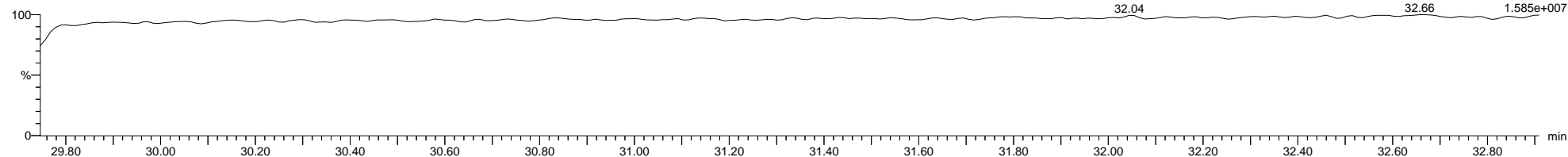
7-210421A02 Smooth(SG,1x1)  
M23 LCS WG3507253-2



7-210421A02 Smooth(SG,1x1)  
M23 LCS WG3507253-2



7-210421A02 Smooth(SG,1x1)  
M23 LCS WG3507253-2




Dataset: I:\Organics Instrument\HIGHRES GCMS Completed Results Files\HR-7\7-210421A-M23-0422NA.qld

Last Altered: Monday, April 26, 2021 16:05:34 Eastern Daylight Time

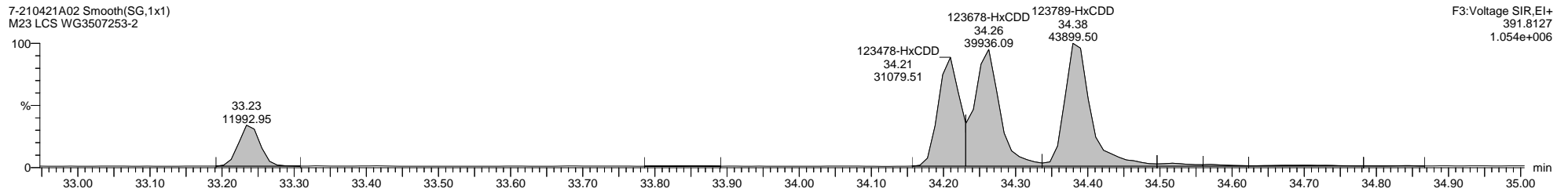
Printed: Monday, April 26, 2021 16:06:52 Eastern Daylight Time

Name: 7-210421A02, Date: 21-Apr-2021, Time: 13:24:36, ID: WG3507253-2, Description: M23 LCS, Vial: Tray1:4


7-210421A02 Smooth(SG,1x1)  
M23 LCS WG3507253-2



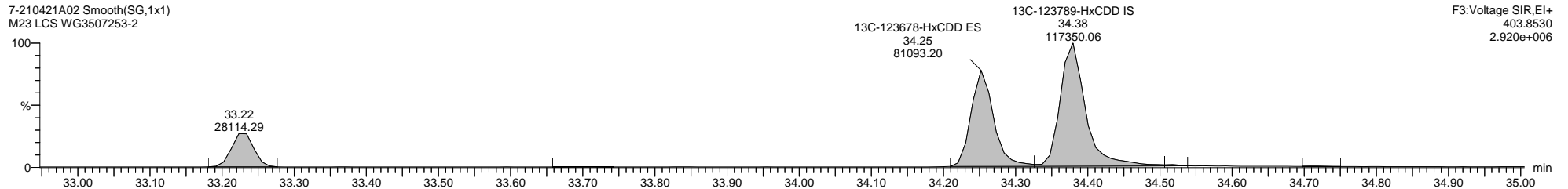
7-210421A02 Smooth(SG,1x1)  
M23 LCS WG3507253-2



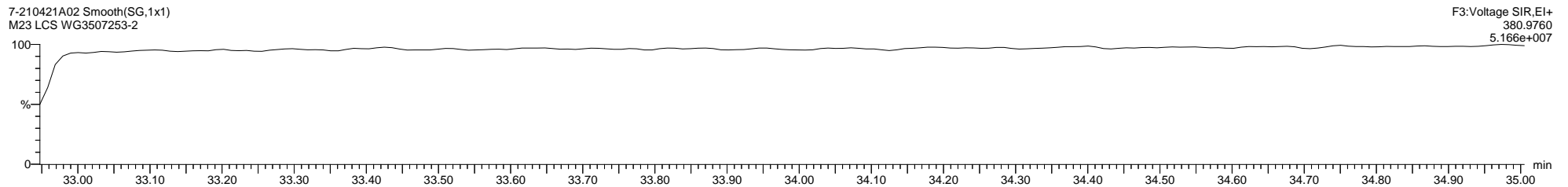
7-210421A02 Smooth(SG,1x1)  
M23 LCS WG3507253-2



7-210421A02 Smooth(SG,1x1)  
M23 LCS WG3507253-2



7-210421A02 Smooth(SG,1x1)  
M23 LCS WG3507253-2

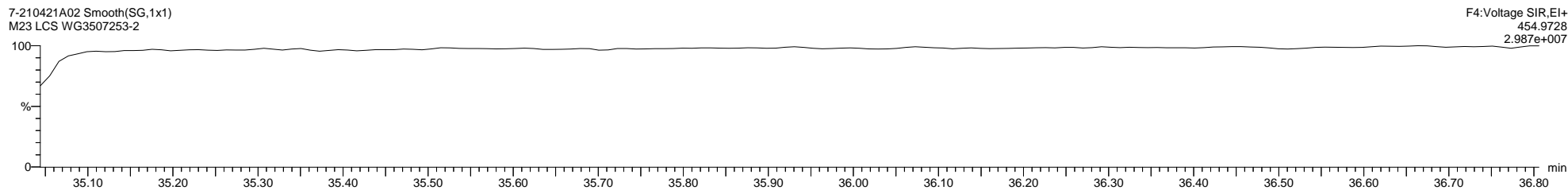
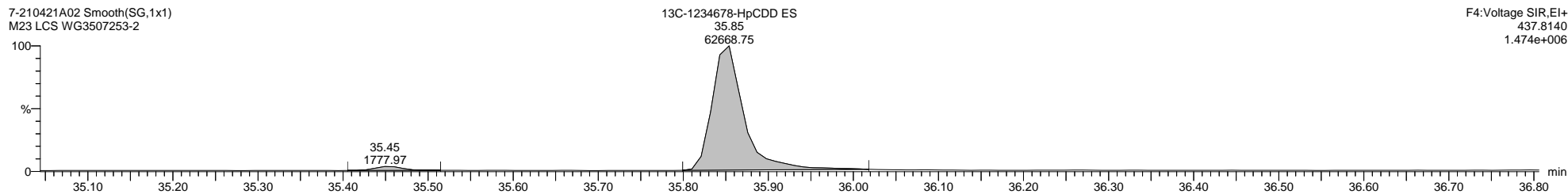
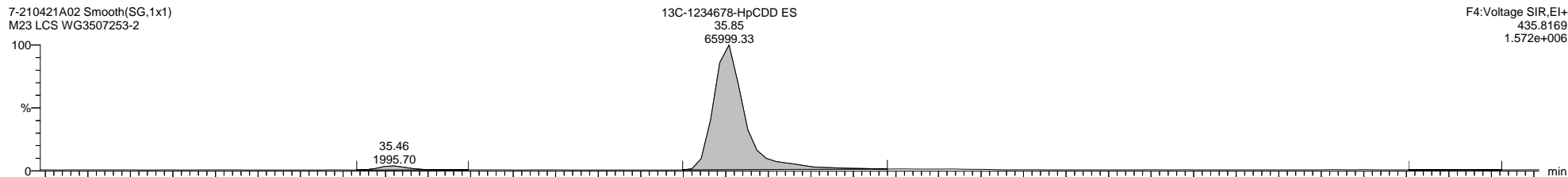
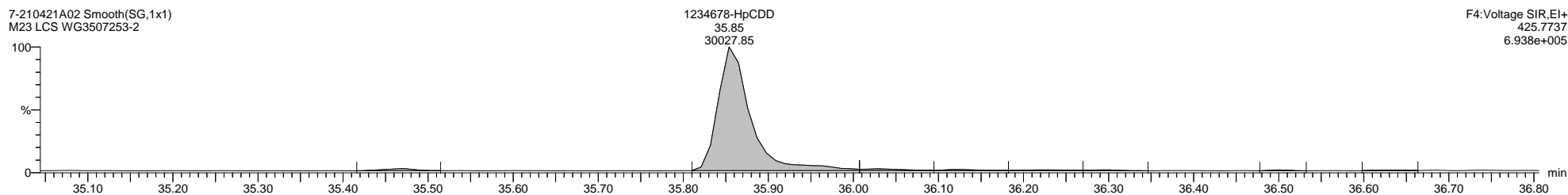
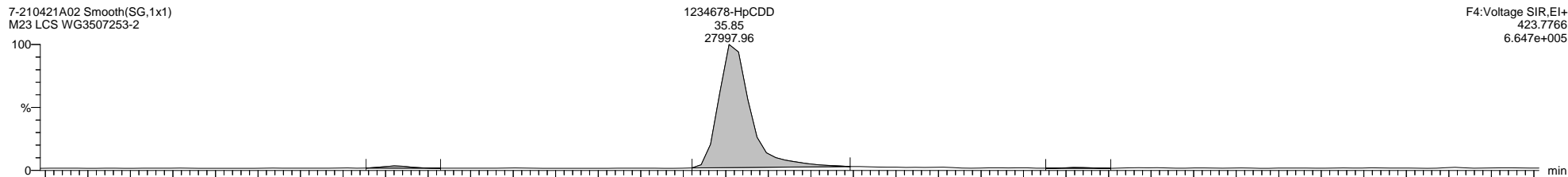


Dataset: I:\Organics Instrument\HIGHRES GCMS Completed Results Files\HR-7\7-210421A-M23-0422NA.qld

Last Altered: Monday, April 26, 2021 16:05:34 Eastern Daylight Time

Printed: Monday, April 26, 2021 16:06:52 Eastern Daylight Time

Name: 7-210421A02, Date: 21-Apr-2021, Time: 13:24:36, ID: WG3507253-2, Description: M23 LCS, Vial: Tray1:4





Quantify Sample Template Report

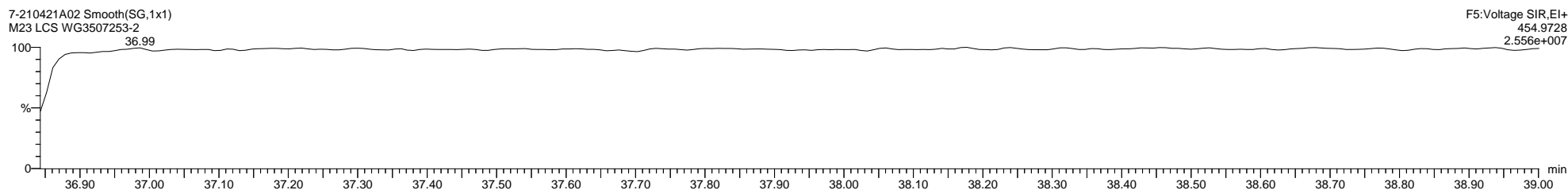
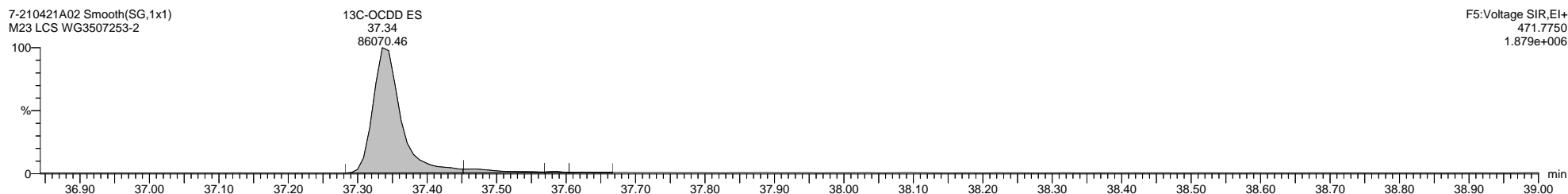

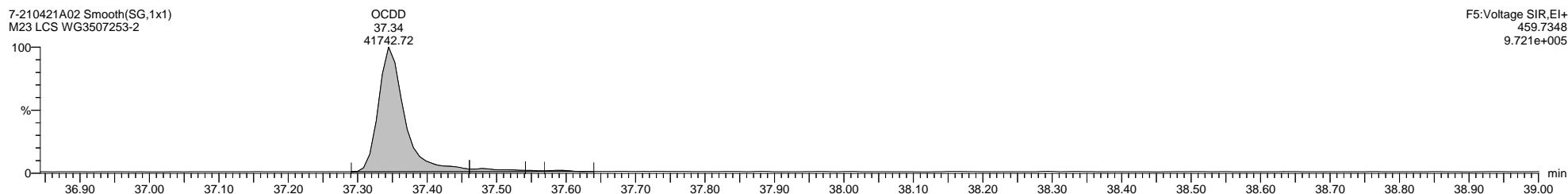

MassLynx MassLynx V4.1 SCN 901

Dataset: I:\Organics Instrument\HIGHRES GCMS Completed Results Files\HR-7\7-210421A-M23-0422NA.qld

Last Altered: Monday, April 26, 2021 16:05:34 Eastern Daylight Time

Printed: Monday, April 26, 2021 16:06:52 Eastern Daylight Time

Name: 7-210421A02, Date: 21-Apr-2021, Time: 13:24:36, ID: WG3507253-2, Description: M23 LCS, Vial: Tray1:4

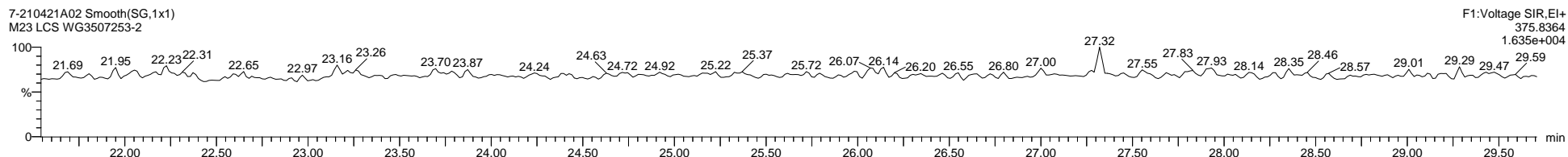
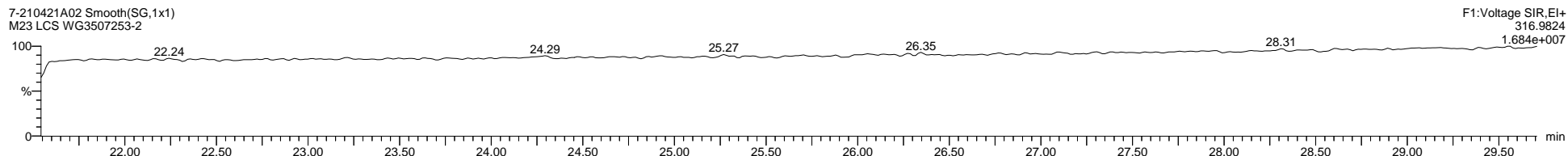
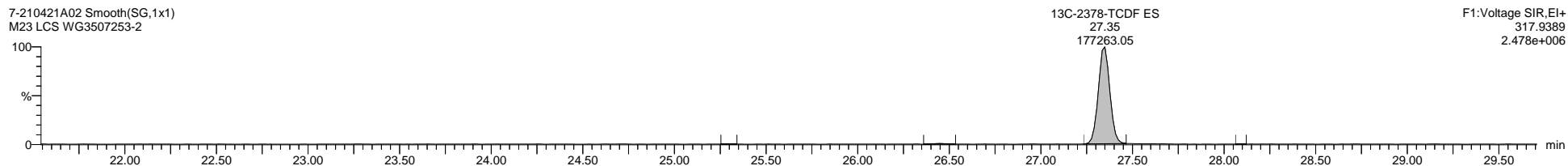
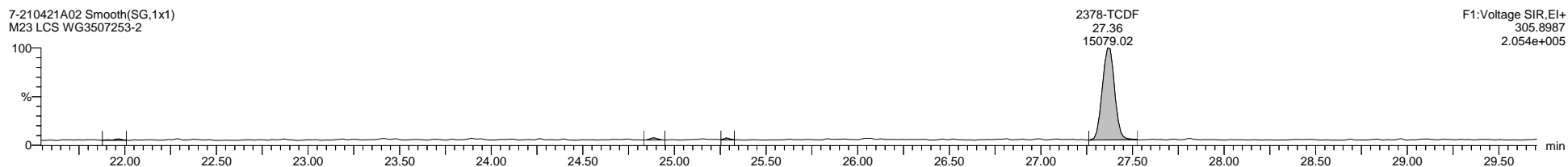
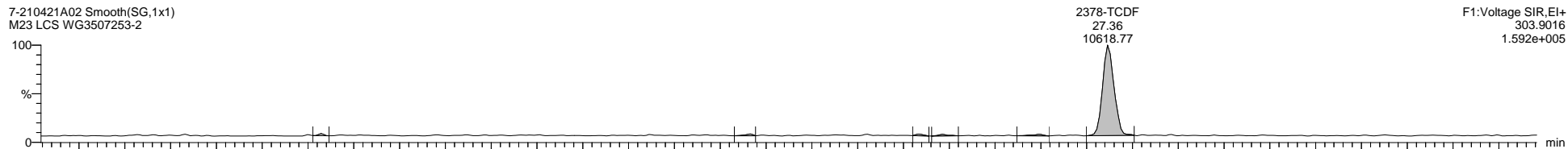


Dataset: I:\Organics Instrument\HIGHRES GCMS Completed Results Files\HR-7\7-210421A-M23-0422NA.qld

Last Altered: Monday, April 26, 2021 16:05:34 Eastern Daylight Time

Printed: Monday, April 26, 2021 16:06:52 Eastern Daylight Time

Name: 7-210421A02, Date: 21-Apr-2021, Time: 13:24:36, ID: WG3507253-2, Description: M23 LCS, Vial: Tray1:4

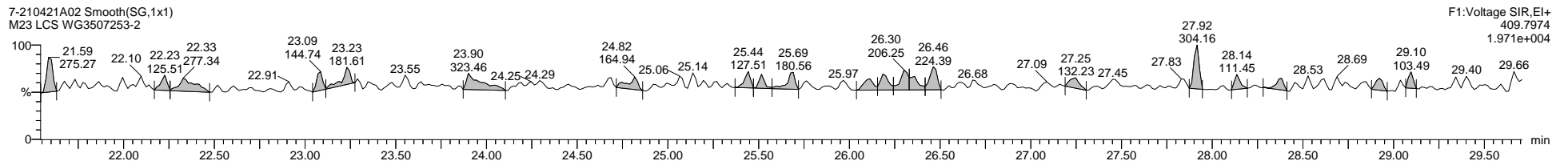
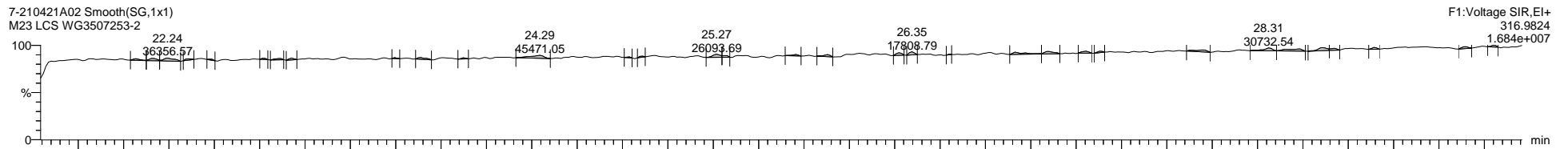
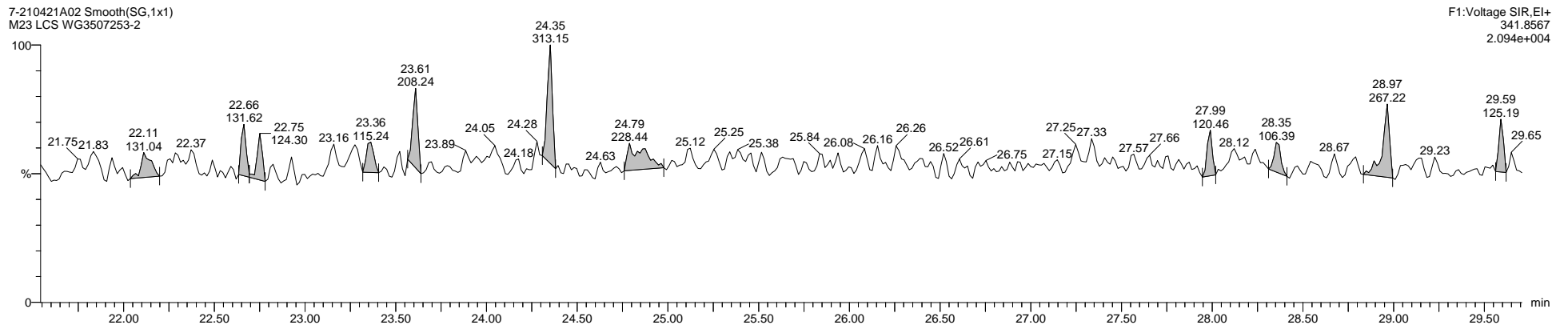
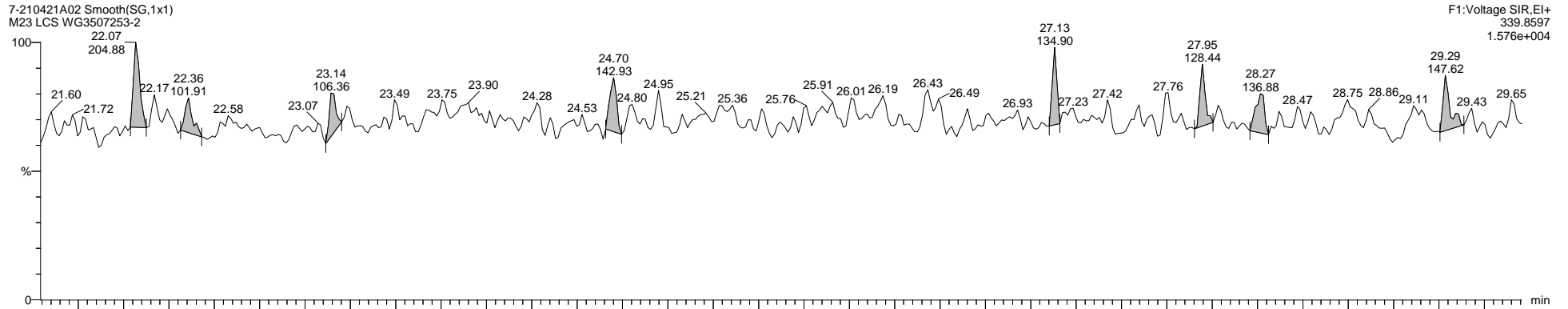


Dataset: I:\Organics Instrument\HIGHRES GCMS Completed Results Files\HR-7\7-210421A-M23-0422NA.qld

Last Altered: Monday, April 26, 2021 16:05:34 Eastern Daylight Time

Printed: Monday, April 26, 2021 16:06:52 Eastern Daylight Time

Name: 7-210421A02, Date: 21-Apr-2021, Time: 13:24:36, ID: WG3507253-2, Description: M23 LCS, Vial: Tray1:4

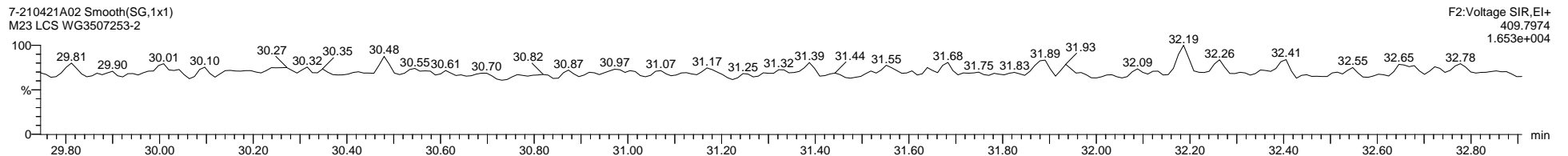
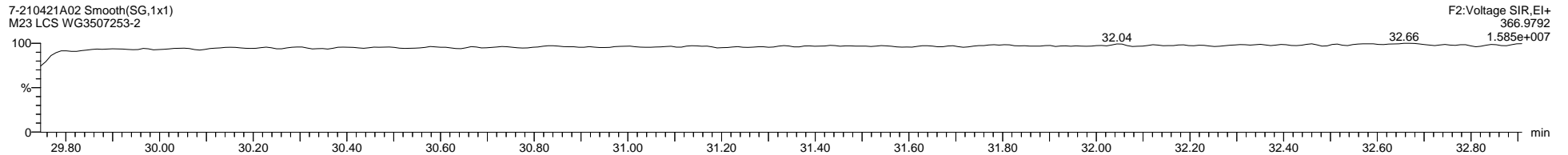
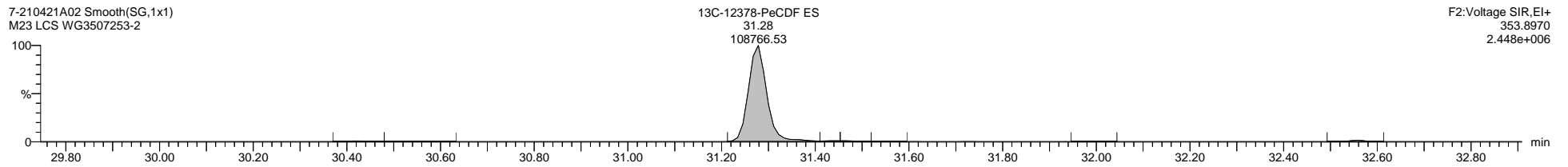
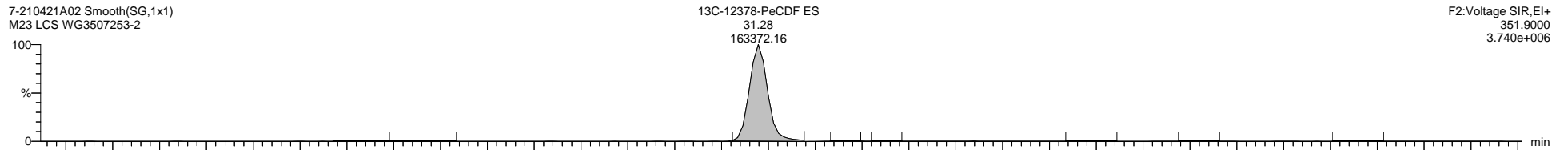
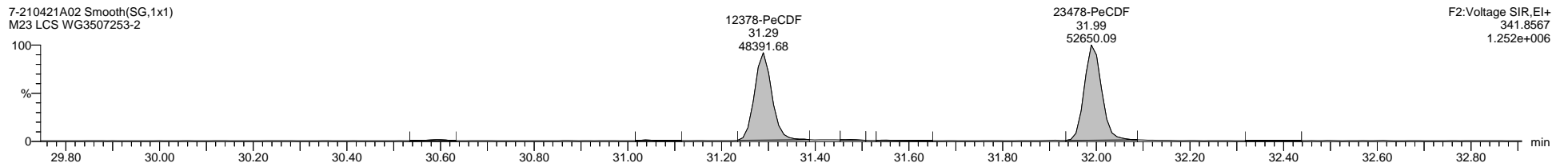
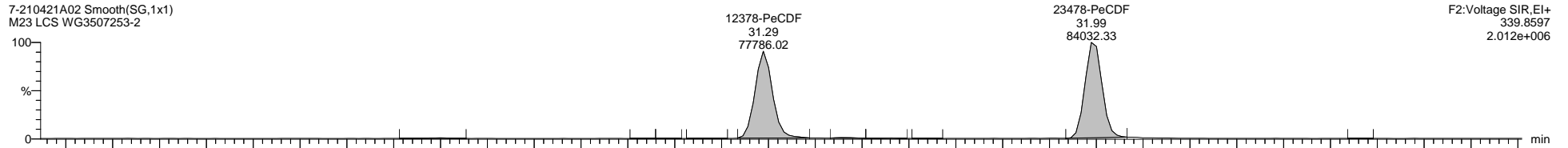


Dataset: I:\Organics Instrument\HIGHRES GCMS Completed Results Files\HR-7\7-210421A-M23-0422NA.qld

Last Altered: Monday, April 26, 2021 16:05:34 Eastern Daylight Time

Printed: Monday, April 26, 2021 16:06:52 Eastern Daylight Time

Name: 7-210421A02, Date: 21-Apr-2021, Time: 13:24:36, ID: WG3507253-2, Description: M23 LCS, Vial: Tray1:4

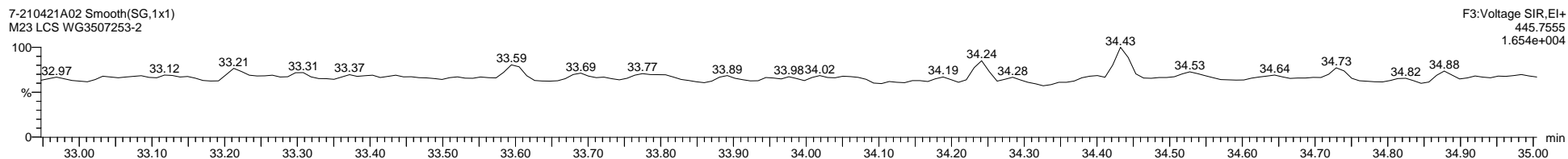
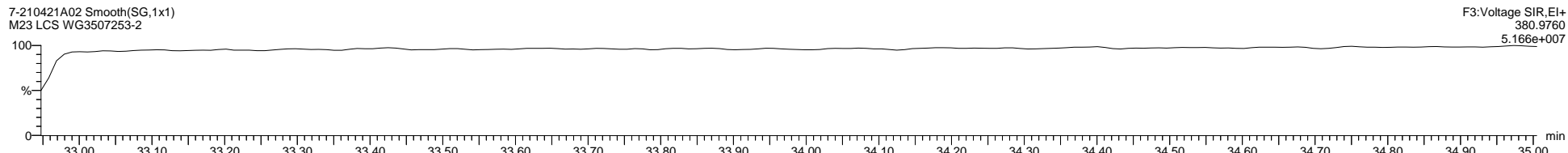
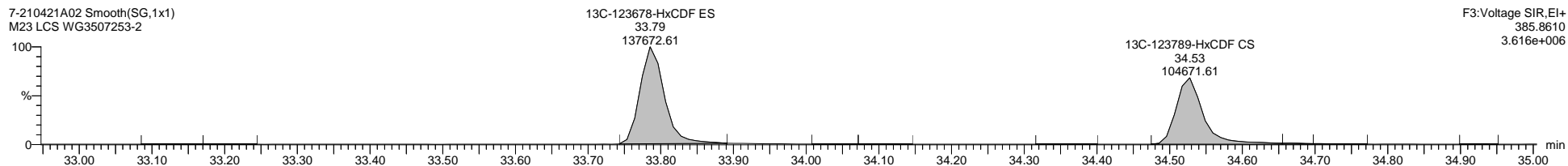
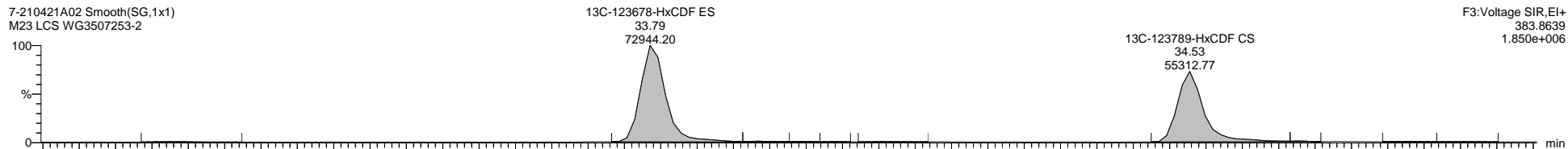
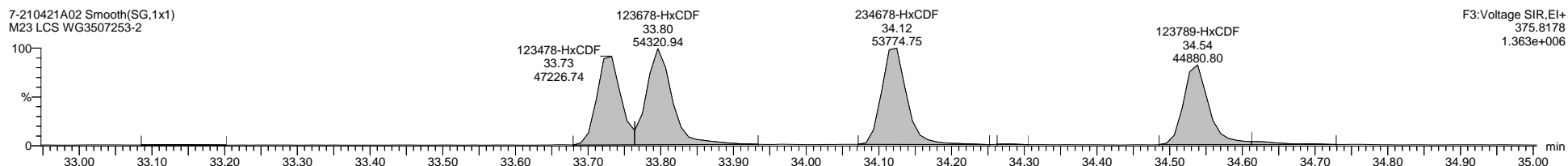
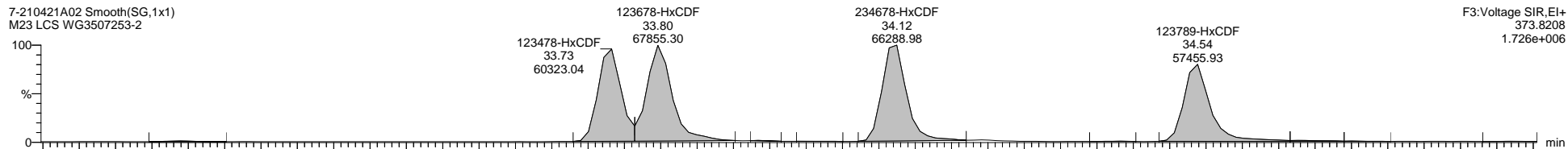


Dataset: I:\Organics Instrument\HIGHRES GCMS Completed Results Files\HR-7\7-210421A-M23-0422NA.qld

Last Altered: Monday, April 26, 2021 16:05:34 Eastern Daylight Time

Printed: Monday, April 26, 2021 16:06:52 Eastern Daylight Time

Name: 7-210421A02, Date: 21-Apr-2021, Time: 13:24:36, ID: WG3507253-2, Description: M23 LCS, Vial: Tray1:4

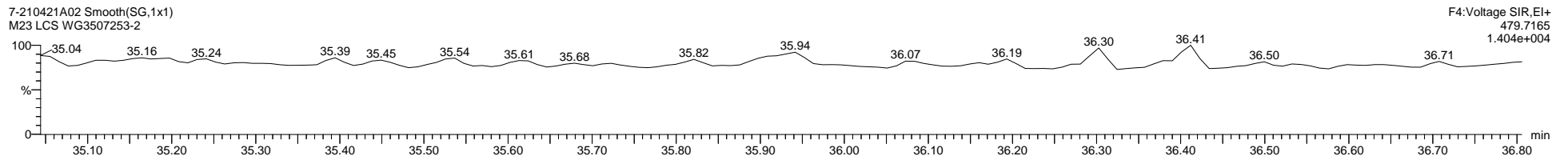
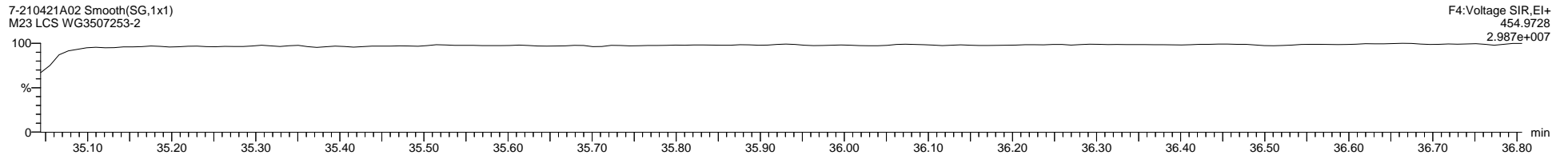
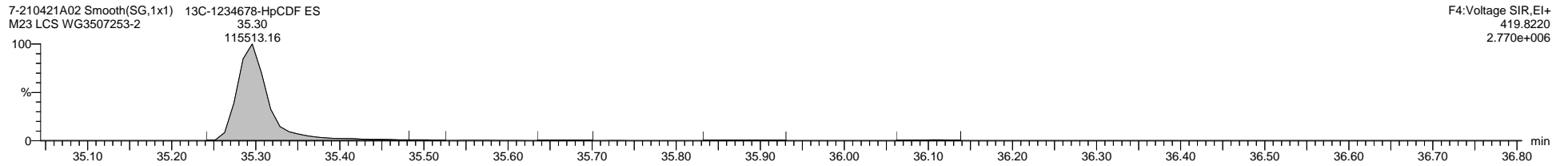

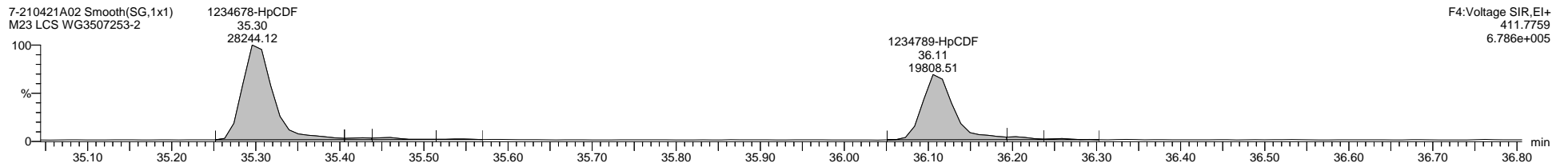



Dataset: I:\Organics Instrument\HIGHRES GCMS Completed Results Files\HR-7\7-210421A-M23-0422NA.qld

Last Altered: Monday, April 26, 2021 16:05:34 Eastern Daylight Time

Printed: Monday, April 26, 2021 16:06:52 Eastern Daylight Time

Name: 7-210421A02, Date: 21-Apr-2021, Time: 13:24:36, ID: WG3507253-2, Description: M23 LCS, Vial: Tray1:4



Quantify Sample Template Report

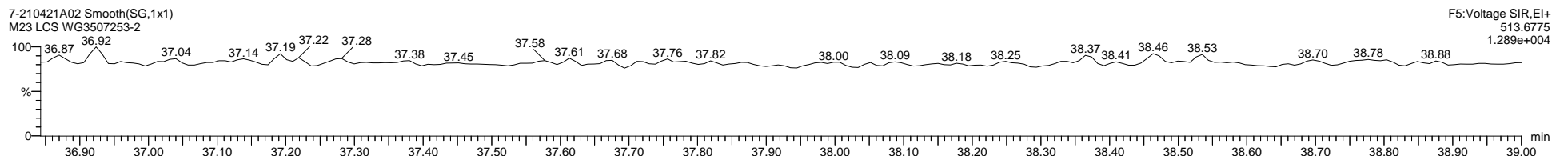
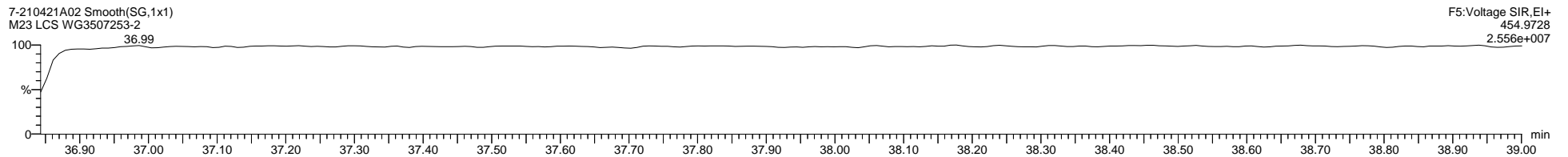
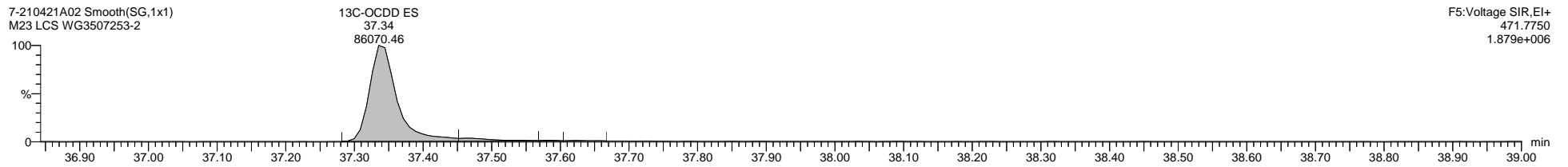

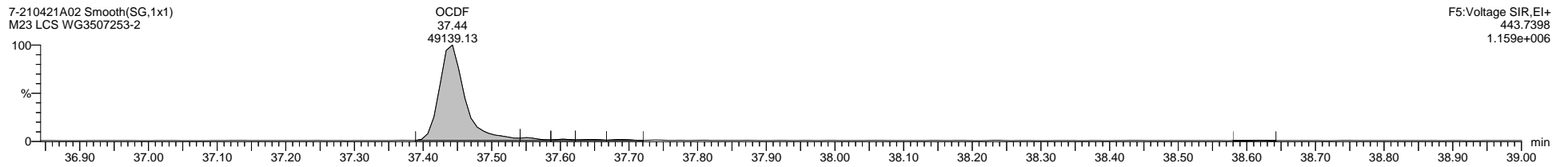

MassLynx MassLynx V4.1 SCN 901

Dataset: I:\Organics Instrument\HIGHRES GCMS Completed Results Files\HR-7\7-210421A-M23-0422NA.qld

Last Altered: Monday, April 26, 2021 16:05:34 Eastern Daylight Time

Printed: Monday, April 26, 2021 16:06:52 Eastern Daylight Time

Name: 7-210421A02, Date: 21-Apr-2021, Time: 13:24:36, ID: WG3507253-2, Description: M23 LCS, Vial: Tray1:4



Quantify Sample Template Report

MassLynx MassLynx V4.1 SCN 901

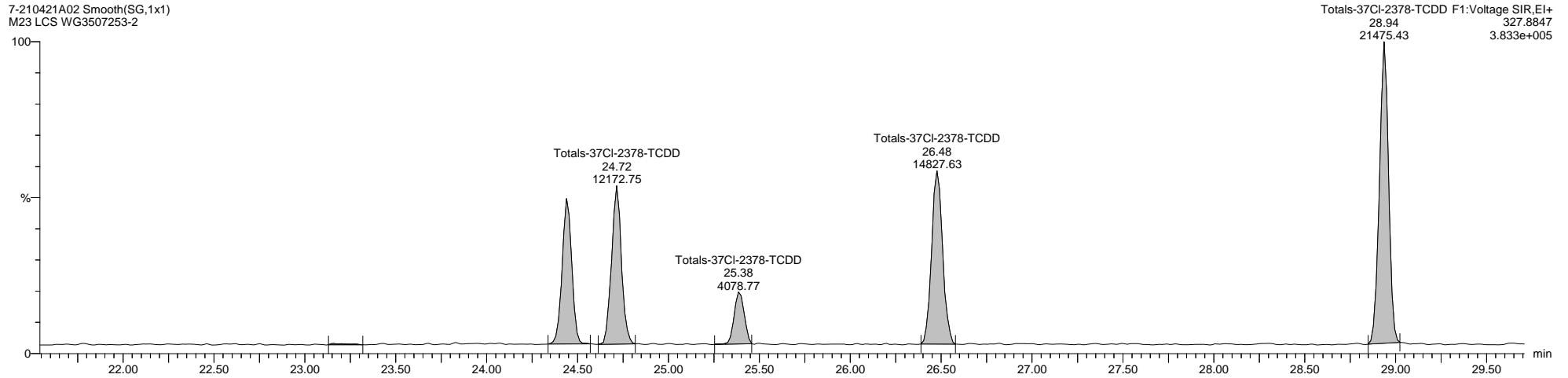
Dataset: I:\Organics Instrument\HIGHRES GCMS Completed Results Files\HR-7\7-210421A-M23-0422NA.qld

Last Altered: Monday, April 26, 2021 16:05:34 Eastern Daylight Time

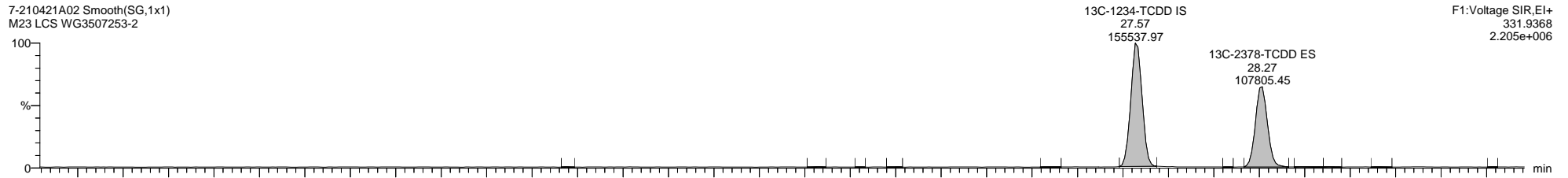
Printed: Monday, April 26, 2021 16:06:52 Eastern Daylight Time

Name: 7-210421A02, Date: 21-Apr-2021, Time: 13:24:36, ID: WG3507253-2, Description: M23 LCS, Vial: Tray1:4

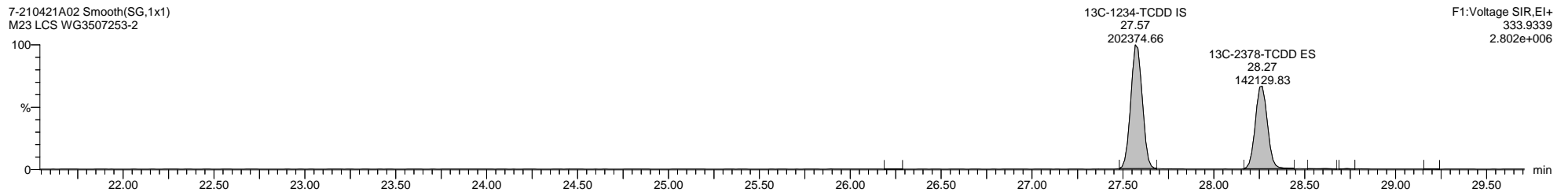
7-210421A02 Smooth(SG,1x1)  
M23 LCS WG3507253-2



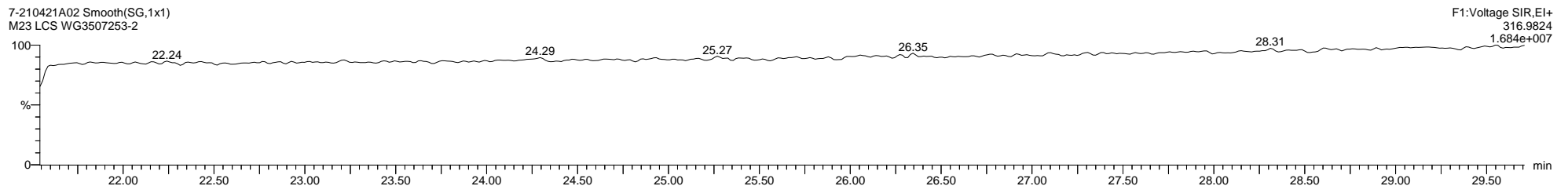
7-210421A02 Smooth(SG,1x1)  
M23 LCS WG3507253-2



7-210421A02 Smooth(SG,1x1)  
M23 LCS WG3507253-2



7-210421A02 Smooth(SG,1x1)  
M23 LCS WG3507253-2





Quantify Sample Template Report

MassLynx MassLynx V4.1 SCN 901

Dataset: I:\Organics Instrument\HIGHRES GCMS Completed Results Files\HR-7\7-210421A-M23-0422NA.qld

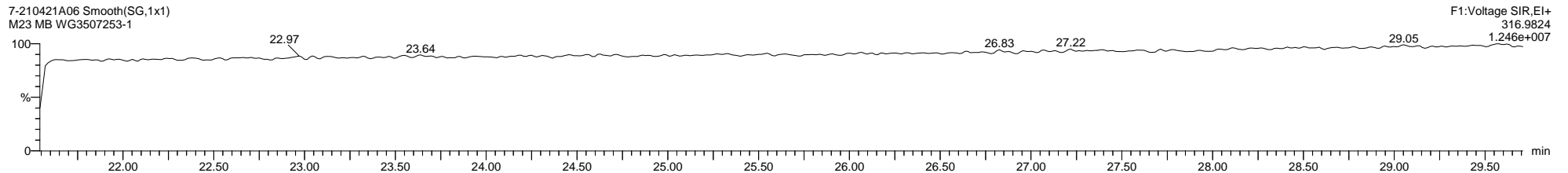
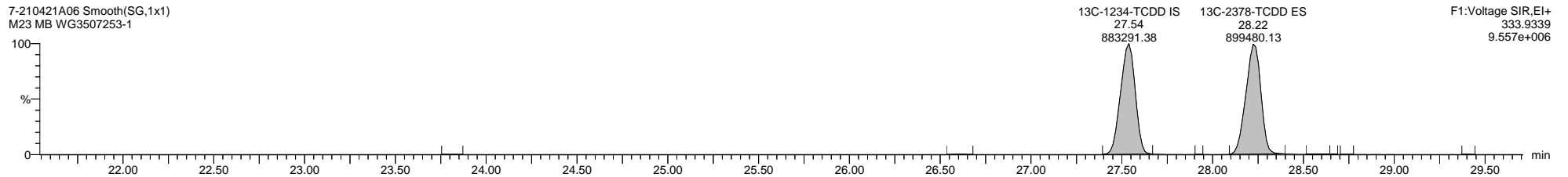

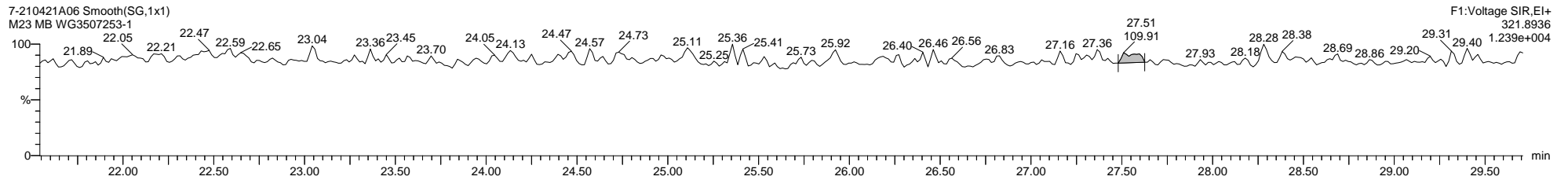
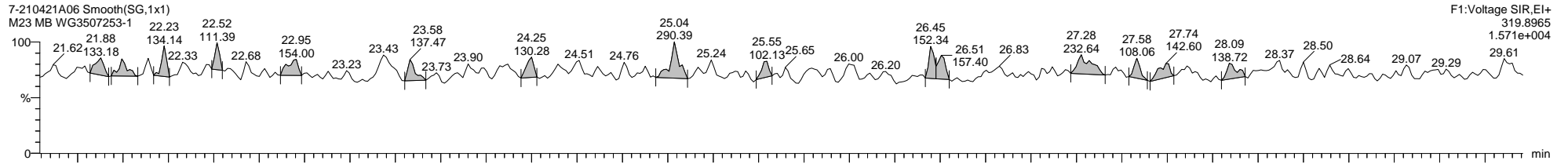
Last Altered: Monday, April 26, 2021 16:05:34 Eastern Daylight Time

Printed: Monday, April 26, 2021 16:06:52 Eastern Daylight Time

Method: C:\MassLynx\Dioxin.PRO\MethDB\Dioxin\_M23.mdb 22 Apr 2021 09:24:29

Calibration: C:\MassLynx\Dioxin.PRO\CurveDB\7-210419A-CAL5-M23.cdb 21 Apr 2021 13:52:54

Name: 7-210421A06, Date: 21-Apr-2021, Time: 16:12:36, ID: WG3507253-1, Description: M23 MB, Vial: Tray1:5

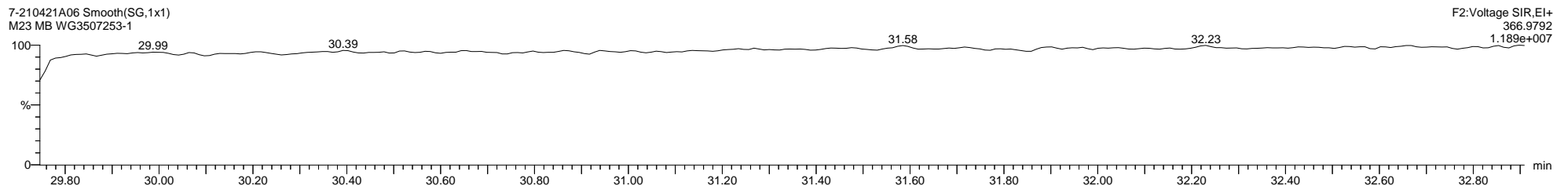
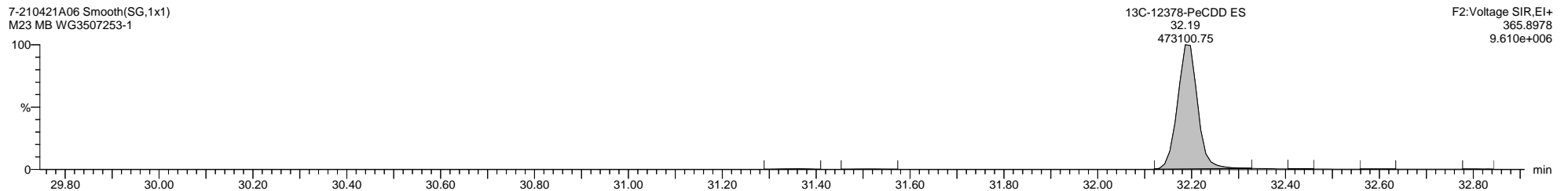
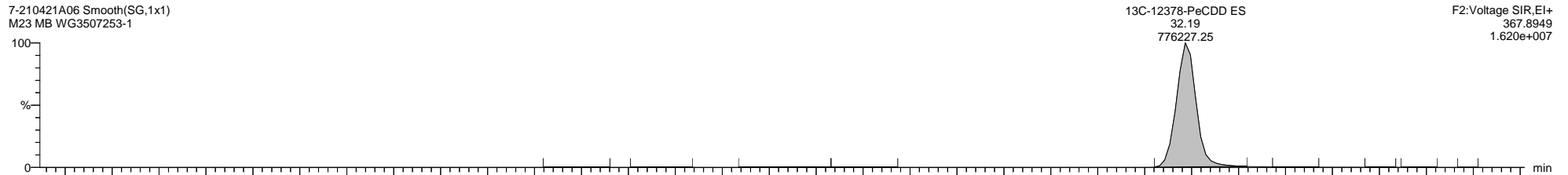
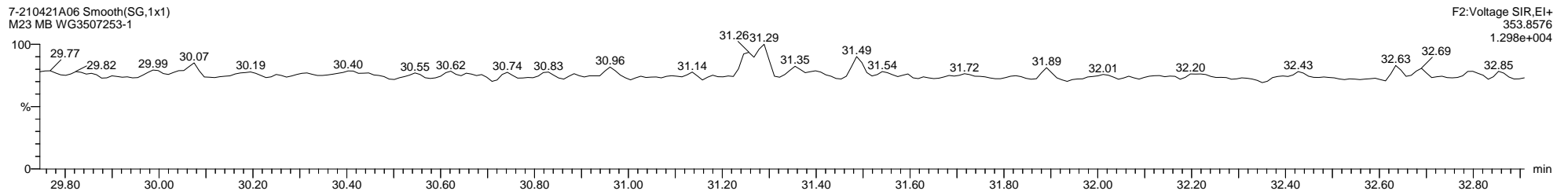
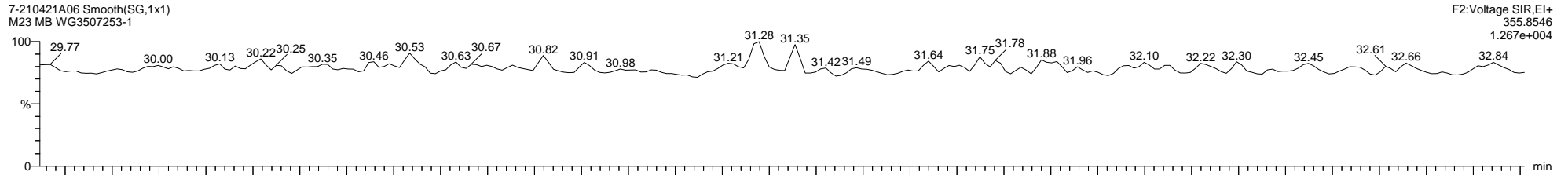


Dataset: I:\Organics Instrument\HIGHRES GCMS Completed Results Files\HR-7\7-210421A-M23-0422NA.qld

Last Altered: Monday, April 26, 2021 16:05:34 Eastern Daylight Time

Printed: Monday, April 26, 2021 16:06:52 Eastern Daylight Time

Name: 7-210421A06, Date: 21-Apr-2021, Time: 16:12:36, ID: WG3507253-1, Description: M23 MB, Vial: Tray1:5



Quantify Sample Template Report

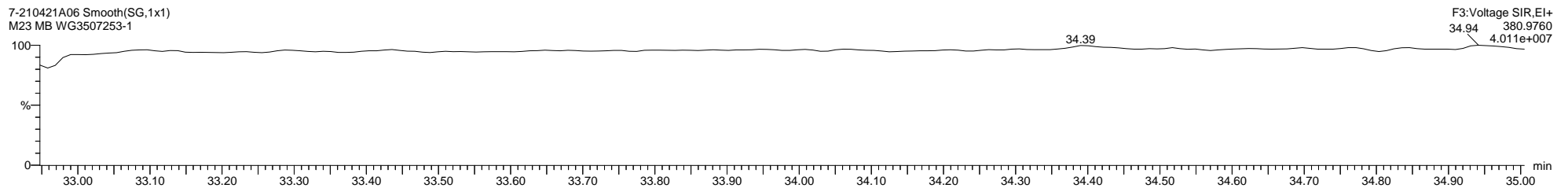
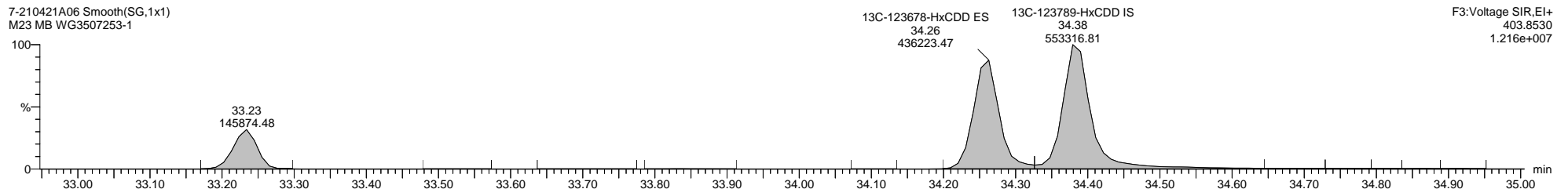

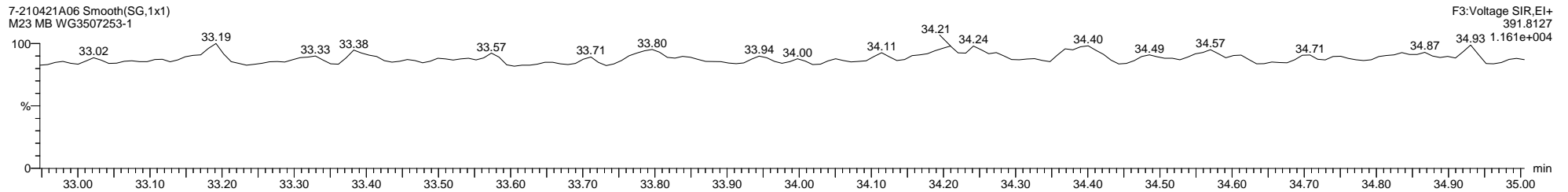
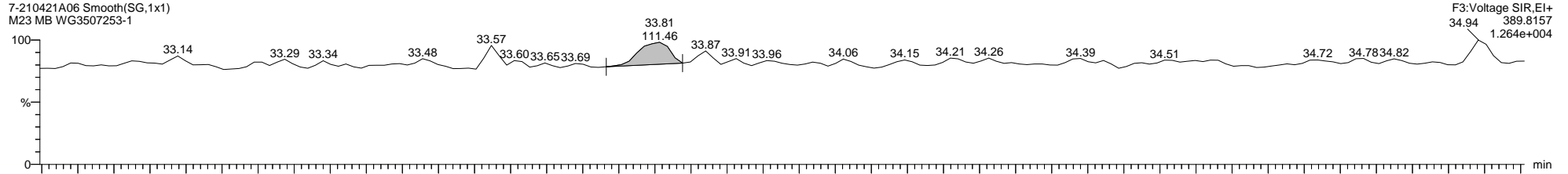
MassLynx MassLynx V4.1 SCN 901

Dataset: I:\Organics Instrument\HIGHRES GCMS Completed Results Files\HR-7\7-210421A-M23-0422NA.qld

Last Altered: Monday, April 26, 2021 16:05:34 Eastern Daylight Time

Printed: Monday, April 26, 2021 16:06:52 Eastern Daylight Time

Name: 7-210421A06, Date: 21-Apr-2021, Time: 16:12:36, ID: WG3507253-1, Description: M23 MB, Vial: Tray1:5

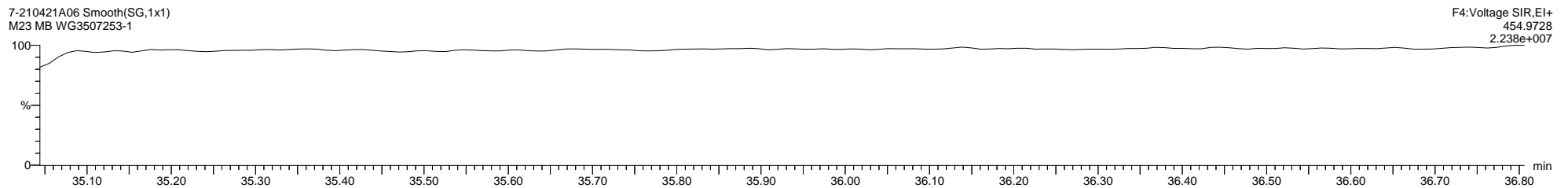
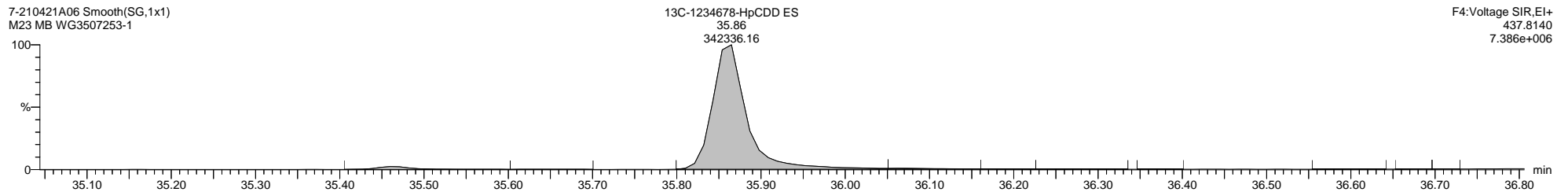
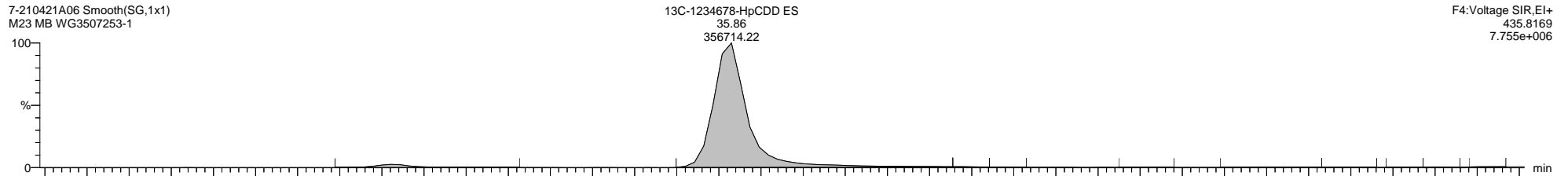
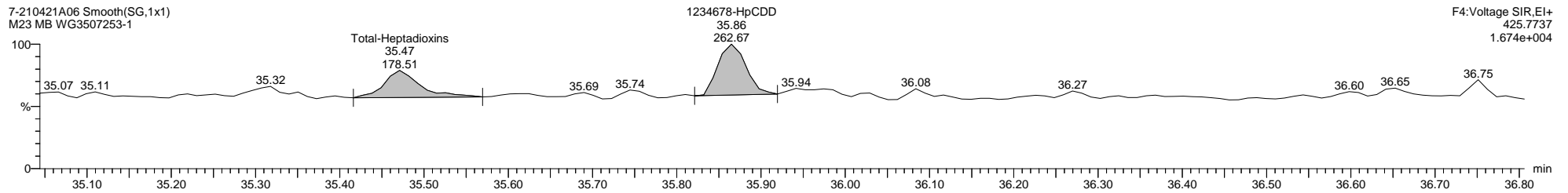
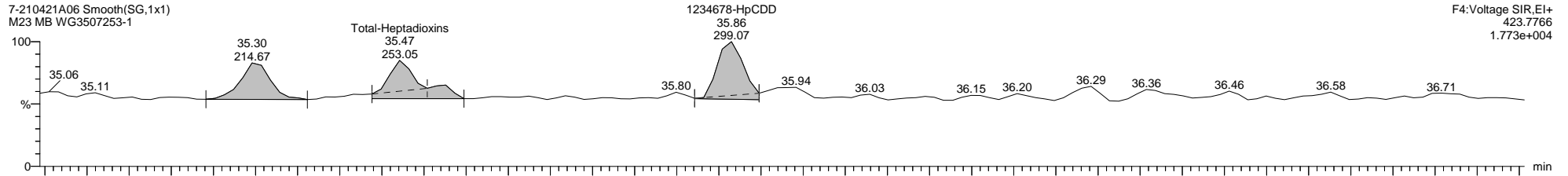


Dataset: I:\Organics Instrument\HIGHRES GCMS Completed Results Files\HR-7\7-210421A-M23-0422NA.qld

Last Altered: Monday, April 26, 2021 16:05:34 Eastern Daylight Time

Printed: Monday, April 26, 2021 16:06:52 Eastern Daylight Time

Name: 7-210421A06, Date: 21-Apr-2021, Time: 16:12:36, ID: WG3507253-1, Description: M23 MB, Vial: Tray1:5



Quantify Sample Template Report

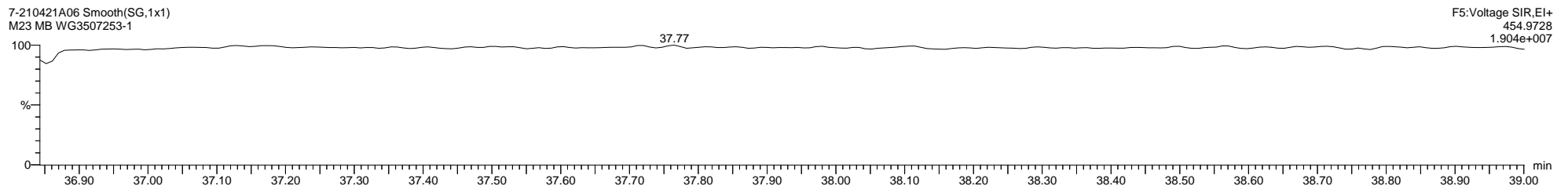
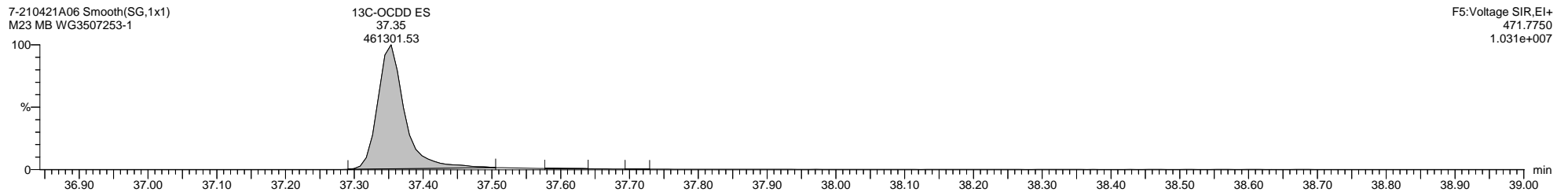

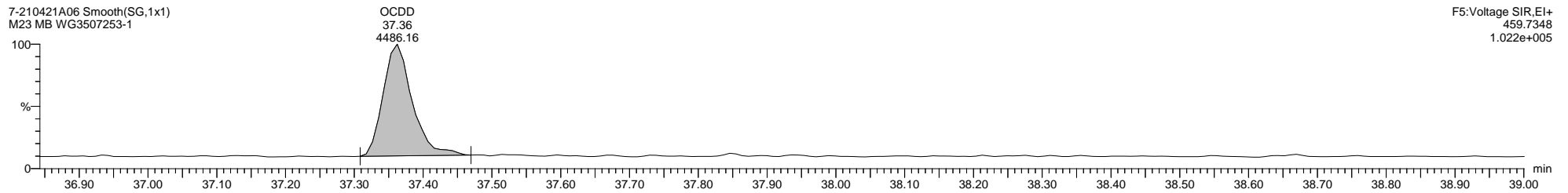
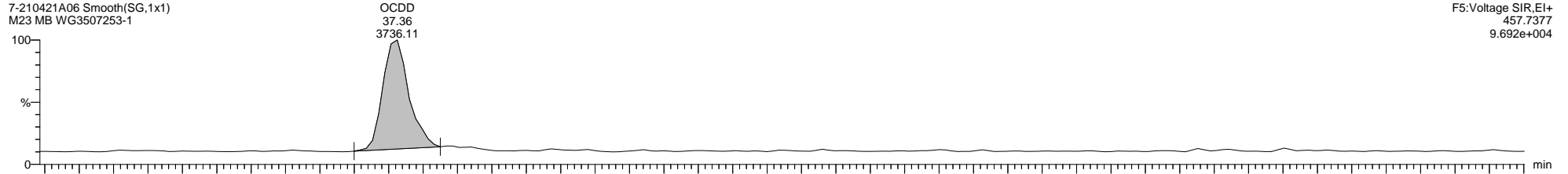
MassLynx MassLynx V4.1 SCN 901

Dataset: I:\Organics Instrument\HIGHRES GCMS Completed Results Files\HR-7\7-210421A-M23-0422NA.qld

Last Altered: Monday, April 26, 2021 16:05:34 Eastern Daylight Time

Printed: Monday, April 26, 2021 16:06:52 Eastern Daylight Time

Name: 7-210421A06, Date: 21-Apr-2021, Time: 16:12:36, ID: WG3507253-1, Description: M23 MB, Vial: Tray1:5

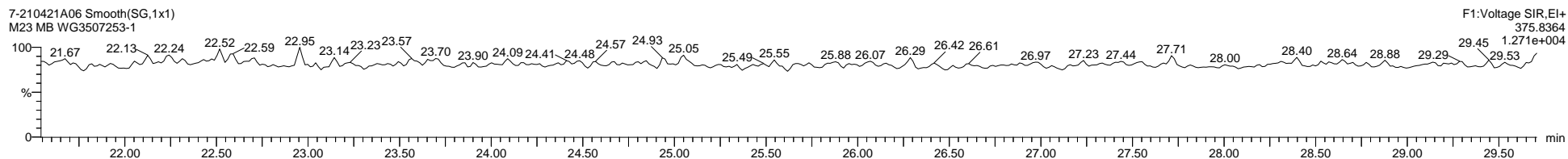
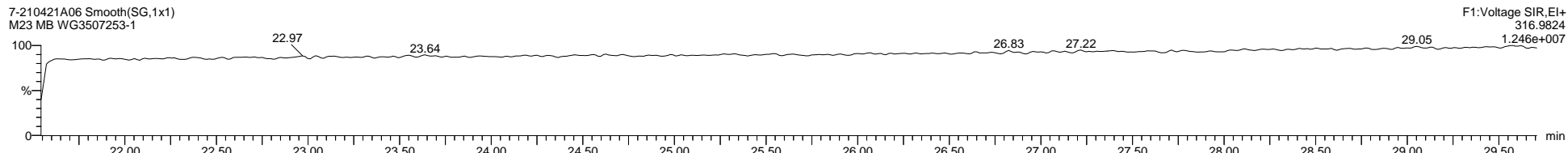
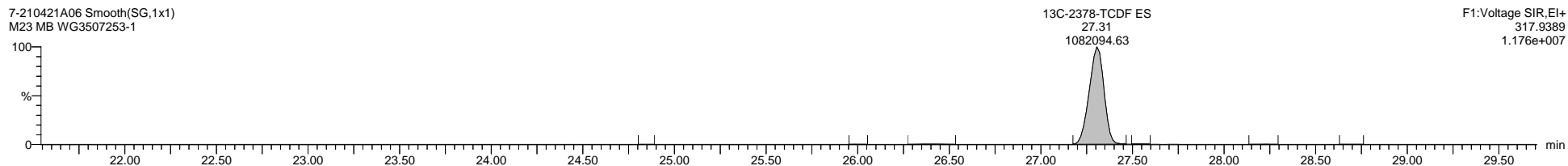
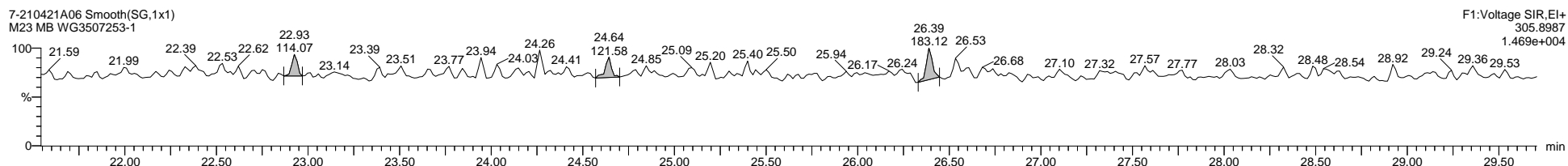
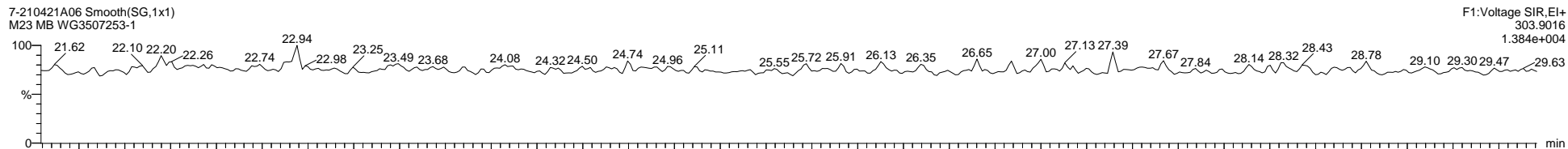


Dataset: I:\Organics Instrument\HIGHRES GCMS Completed Results Files\HR-7\7-210421A-M23-0422NA.qld

Last Altered: Monday, April 26, 2021 16:05:34 Eastern Daylight Time

Printed: Monday, April 26, 2021 16:06:52 Eastern Daylight Time

Name: 7-210421A06, Date: 21-Apr-2021, Time: 16:12:36, ID: WG3507253-1, Description: M23 MB, Vial: Tray1:5

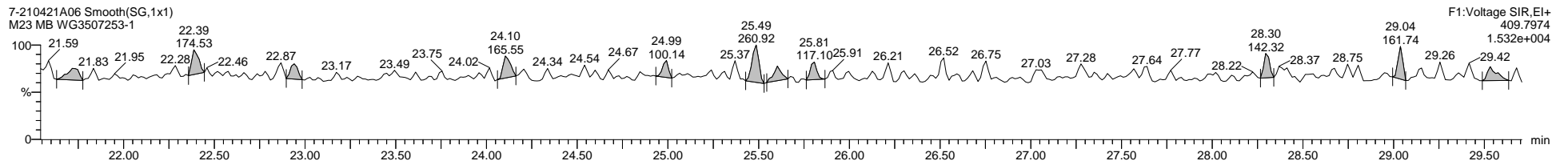
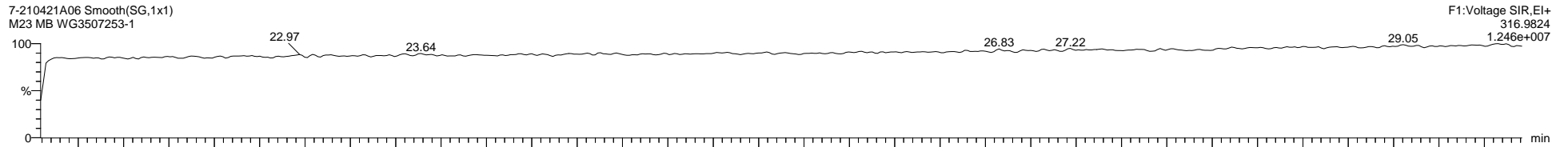
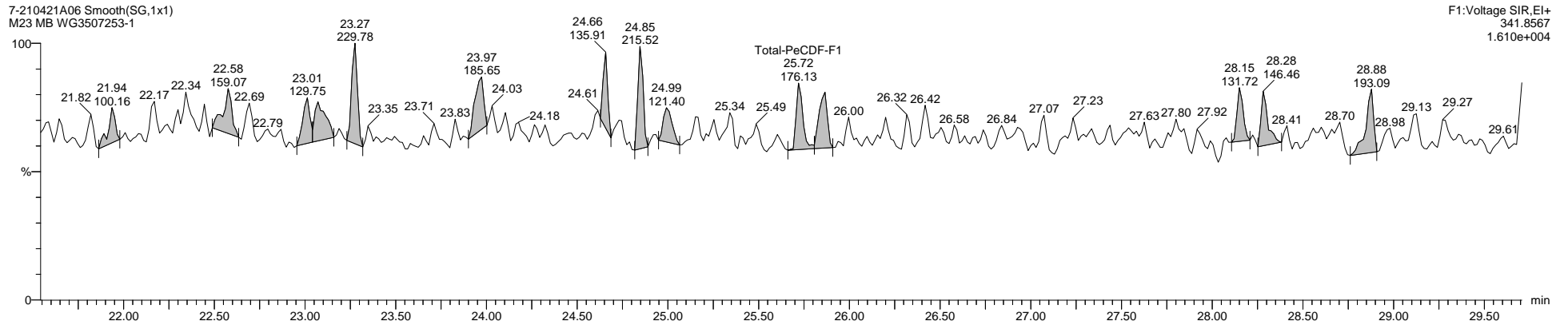
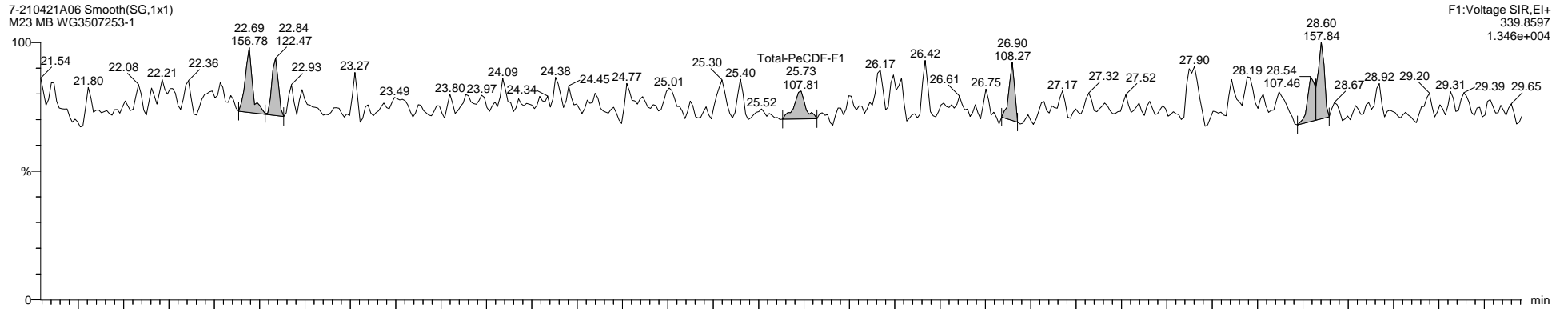


Dataset: I:\Organics Instrument\HIGHRES GCMS Completed Results Files\HR-7\7-210421A-M23-0422NA.qld

Last Altered: Monday, April 26, 2021 16:05:34 Eastern Daylight Time

Printed: Monday, April 26, 2021 16:06:52 Eastern Daylight Time

Name: 7-210421A06, Date: 21-Apr-2021, Time: 16:12:36, ID: WG3507253-1, Description: M23 MB, Vial: Tray1:5



Quantify Sample Template Report

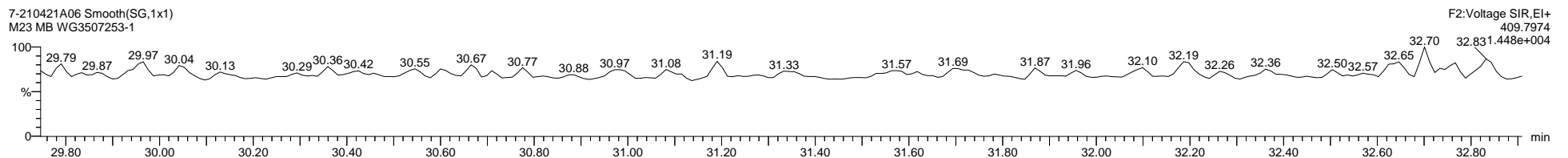
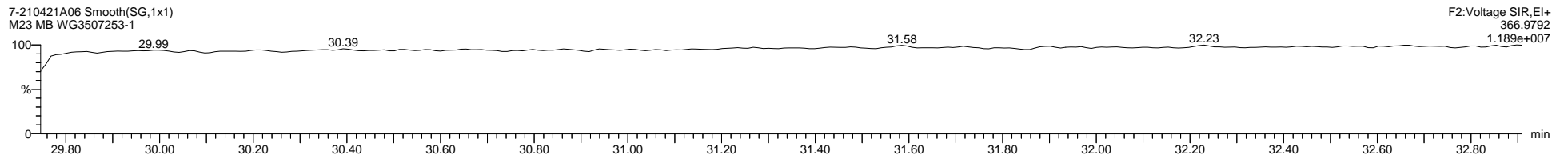
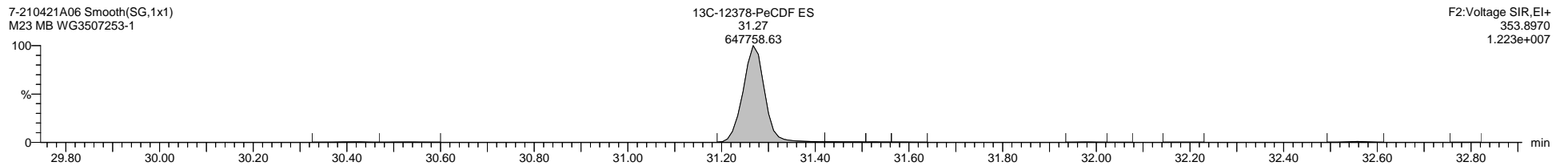
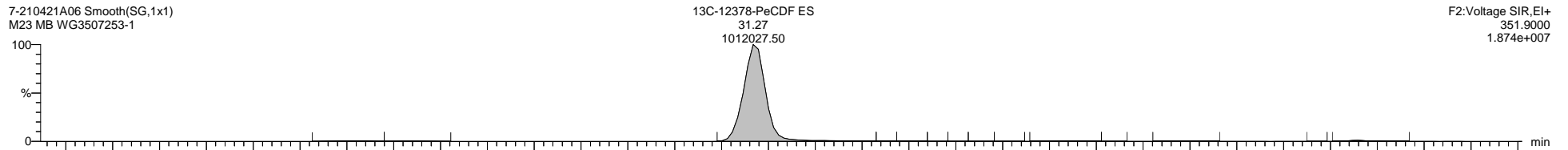
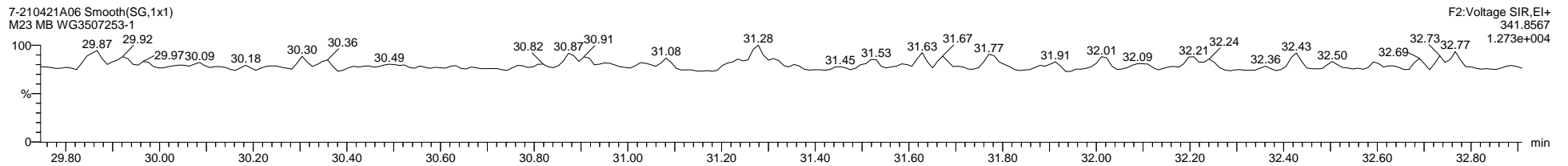
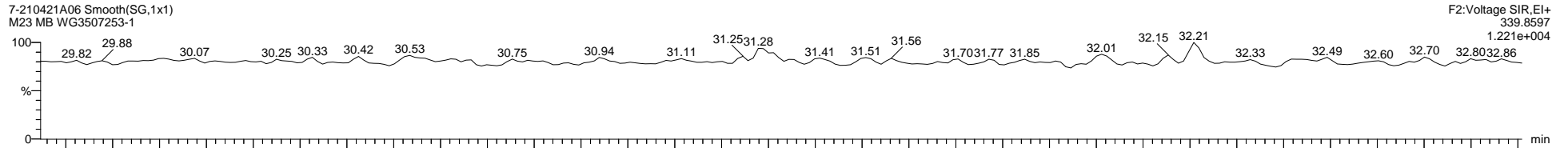
MassLynx MassLynx V4.1 SCN 901

Dataset: I:\Organics Instrument\HIGHRES GCMS Completed Results Files\HR-7\7-210421A-M23-0422NA.qld

Last Altered: Monday, April 26, 2021 16:05:34 Eastern Daylight Time

Printed: Monday, April 26, 2021 16:06:52 Eastern Daylight Time

Name: 7-210421A06, Date: 21-Apr-2021, Time: 16:12:36, ID: WG3507253-1, Description: M23 MB, Vial: Tray1:5



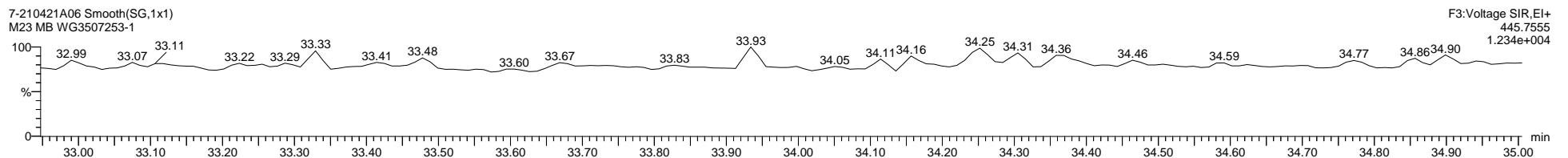
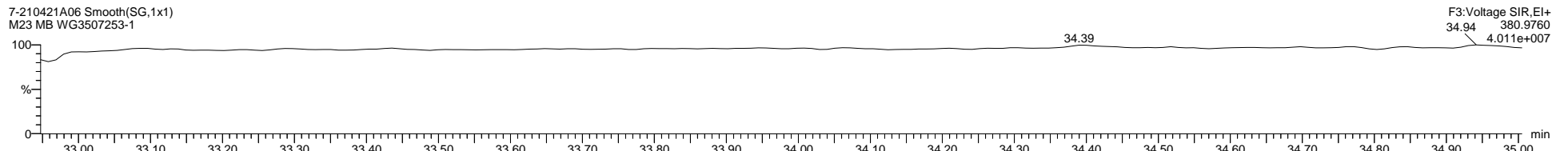
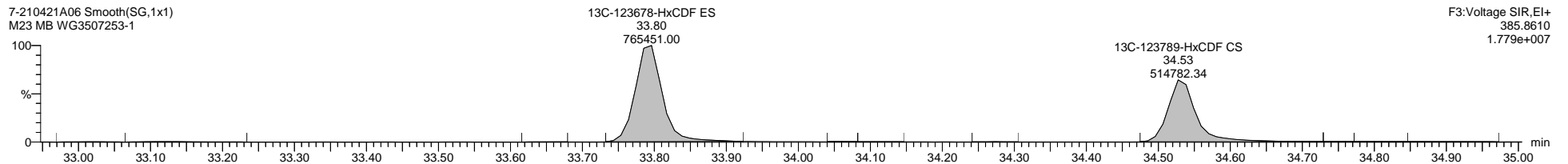
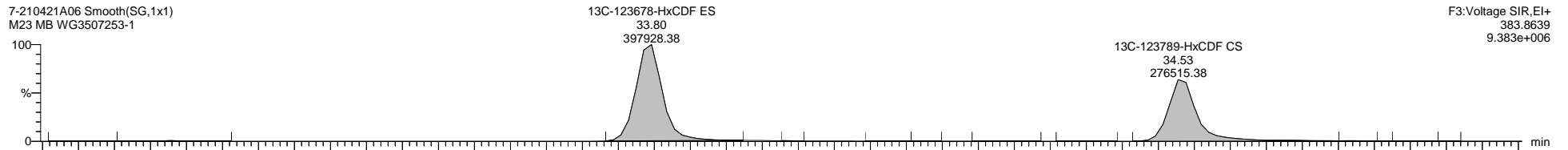
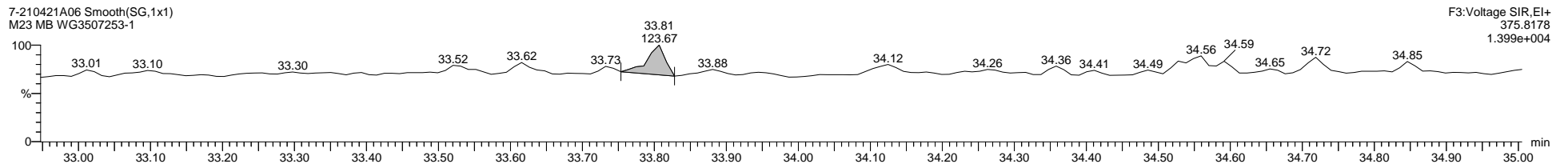
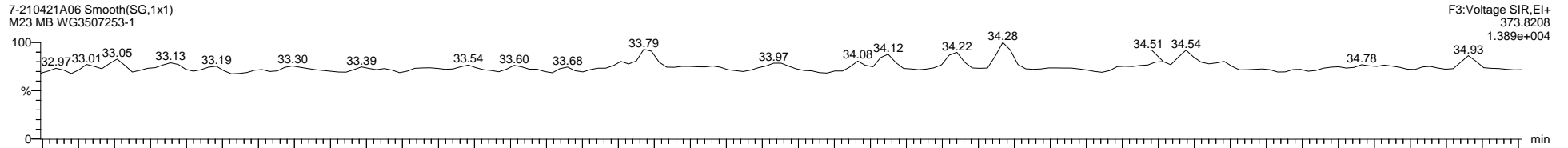


Dataset: I:\Organics Instrument\HIGHRES GCMS Completed Results Files\HR-7\7-210421A-M23-0422NA.qld

Last Altered: Monday, April 26, 2021 16:05:34 Eastern Daylight Time

Printed: Monday, April 26, 2021 16:06:52 Eastern Daylight Time

Name: 7-210421A06, Date: 21-Apr-2021, Time: 16:12:36, ID: WG3507253-1, Description: M23 MB, Vial: Tray1:5

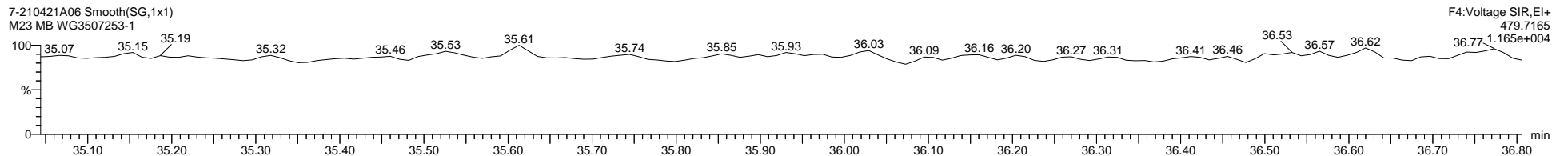
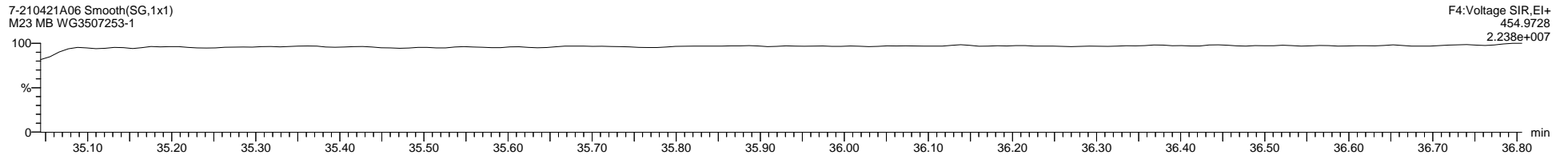
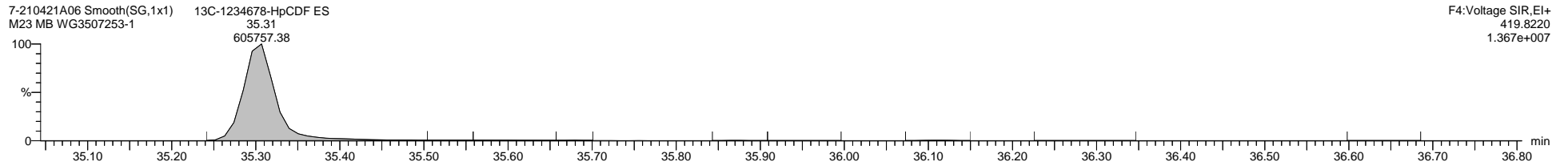
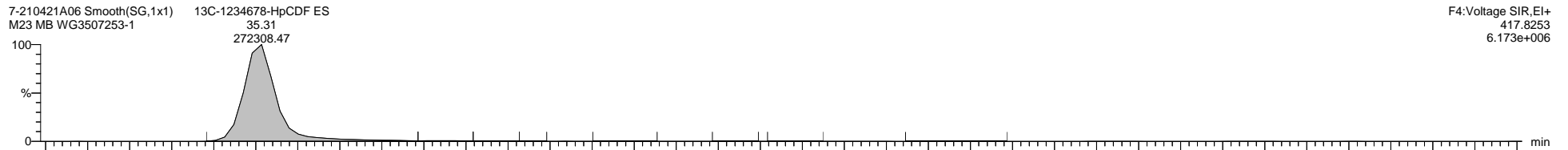
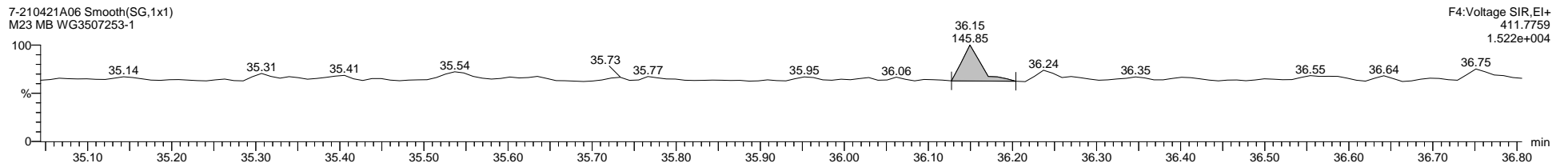
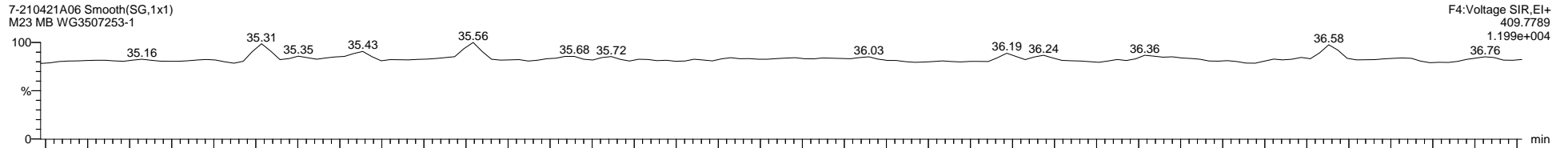


Dataset: I:\Organics Instrument\HIGHRES GCMS Completed Results Files\HR-7\7-210421A-M23-0422NA.qld

Last Altered: Monday, April 26, 2021 16:05:34 Eastern Daylight Time

Printed: Monday, April 26, 2021 16:06:52 Eastern Daylight Time

Name: 7-210421A06, Date: 21-Apr-2021, Time: 16:12:36, ID: WG3507253-1, Description: M23 MB, Vial: Tray1:5



Quantify Sample Template Report

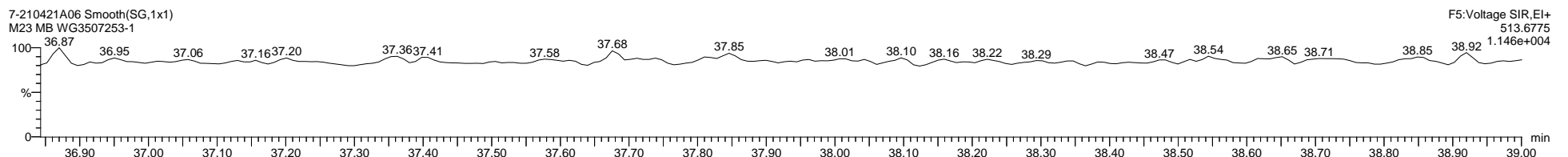
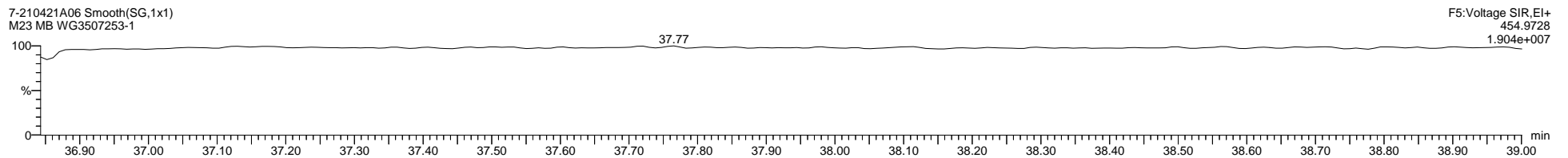
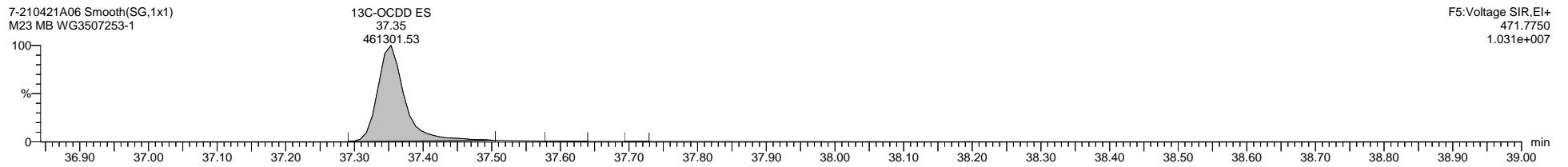

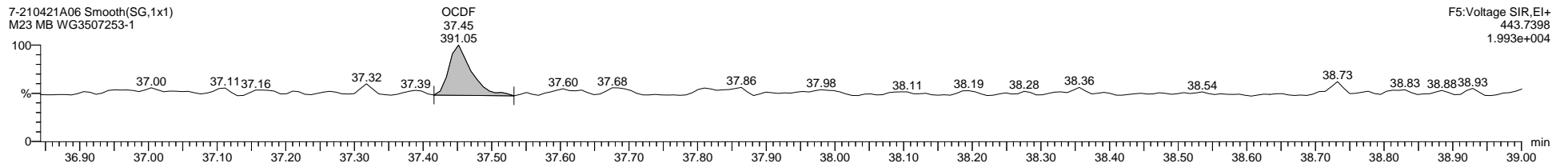
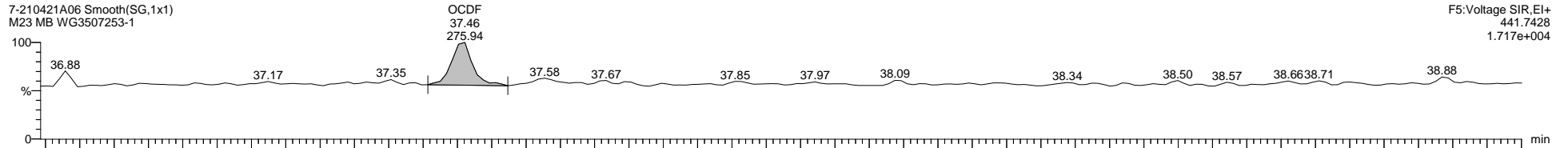
MassLynx MassLynx V4.1 SCN 901

Dataset: I:\Organics Instrument\HIGHRES GCMS Completed Results Files\HR-7\7-210421A-M23-0422NA.qld

Last Altered: Monday, April 26, 2021 16:05:34 Eastern Daylight Time

Printed: Monday, April 26, 2021 16:06:52 Eastern Daylight Time

Name: 7-210421A06, Date: 21-Apr-2021, Time: 16:12:36, ID: WG3507253-1, Description: M23 MB, Vial: Tray1:5



Quantify Sample Template Report

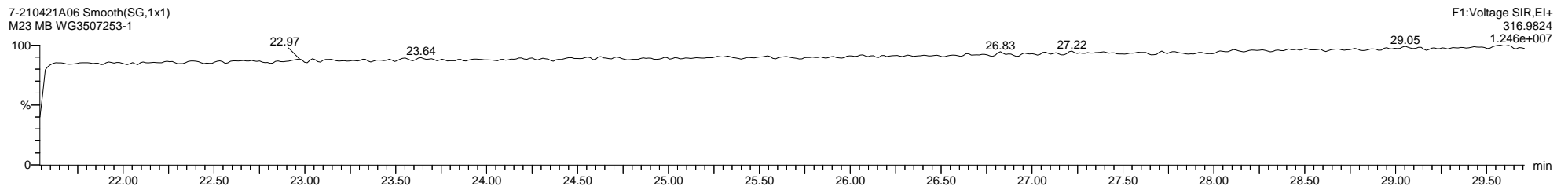
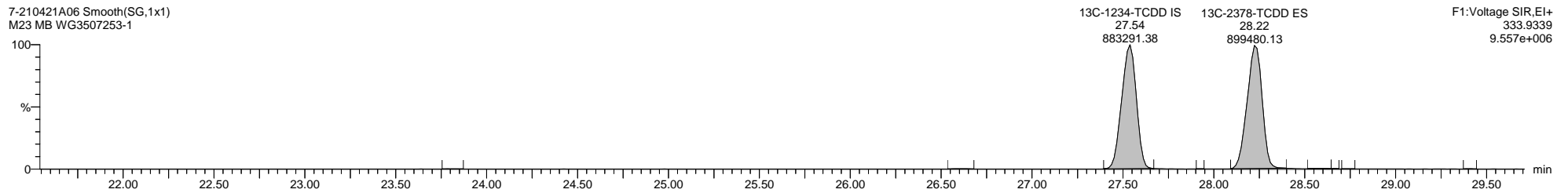
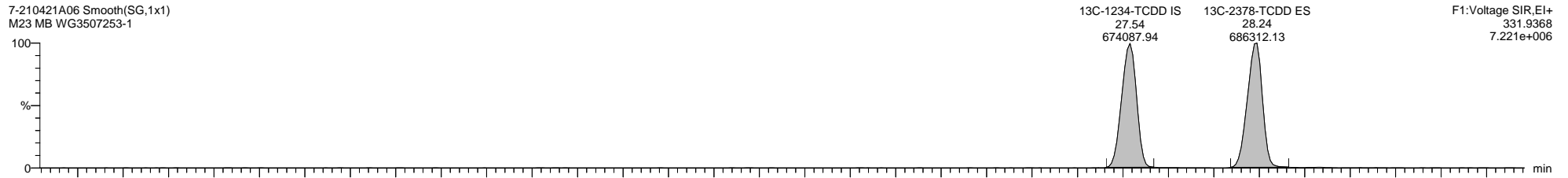
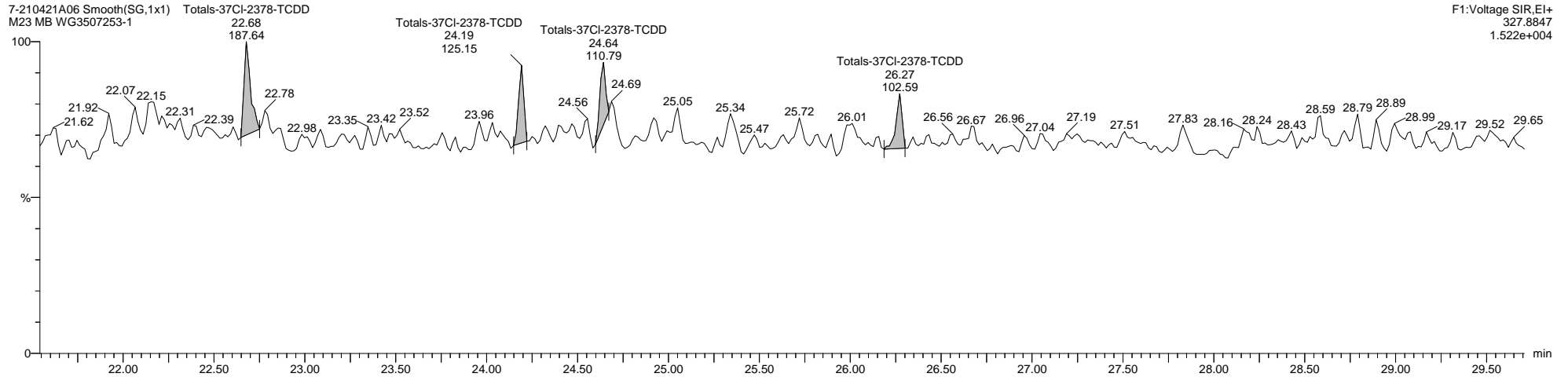
MassLynx MassLynx V4.1 SCN 901

Dataset: I:\Organics Instrument\HIGHRES GCMS Completed Results Files\HR-7\7-210421A-M23-0422NA.qld

Last Altered: Monday, April 26, 2021 16:05:34 Eastern Daylight Time

Printed: Monday, April 26, 2021 16:06:52 Eastern Daylight Time

Name: 7-210421A06, Date: 21-Apr-2021, Time: 16:12:36, ID: WG3507253-1, Description: M23 MB, Vial: Tray1:5



Quantify Sample Template Report

MassLynx MassLynx V4.1 SCN 901

Dataset: I:\Organics Instrument\HIGHRES GCMS Completed Results Files\HR-7\7-210421A-M23-0422NA.qld

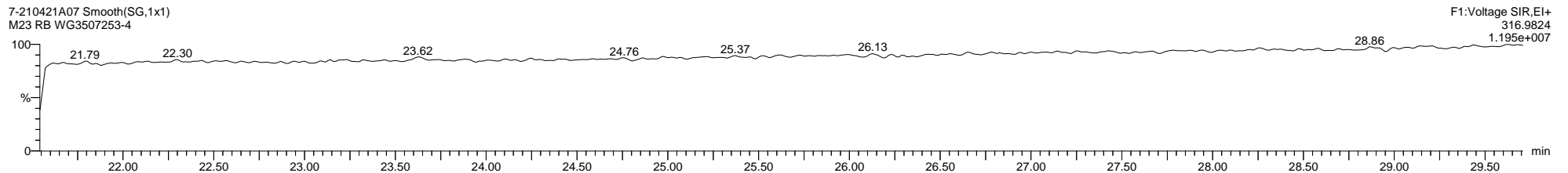
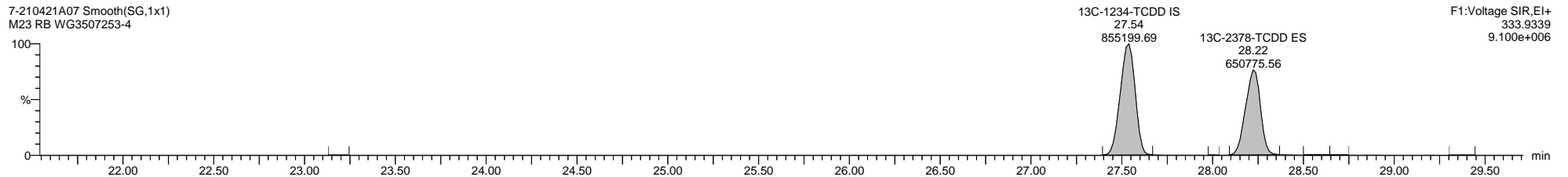

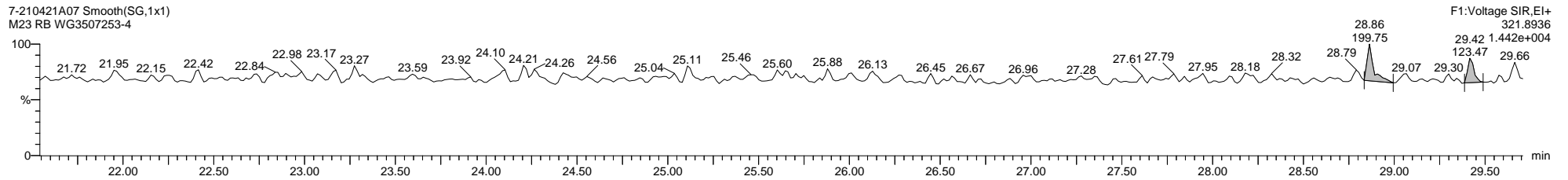
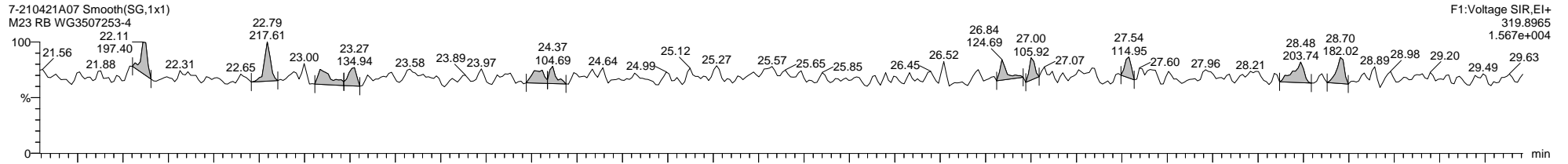
Last Altered: Monday, April 26, 2021 16:05:34 Eastern Daylight Time

Printed: Monday, April 26, 2021 16:06:52 Eastern Daylight Time

Method: C:\MassLynx\Dioxin.PRO\MethDB\Dioxin\_M23.mdb 22 Apr 2021 09:24:29

Calibration: C:\MassLynx\Dioxin.PRO\CurveDB\7-210419A-CAL5-M23.cdb 21 Apr 2021 13:52:54

Name: 7-210421A07, Date: 21-Apr-2021, Time: 16:55:00, ID: WG3507253-4, Description: M23 RB, Vial: Tray1:6

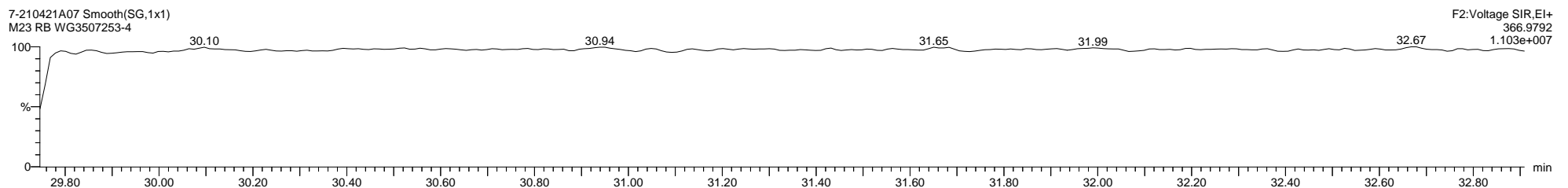
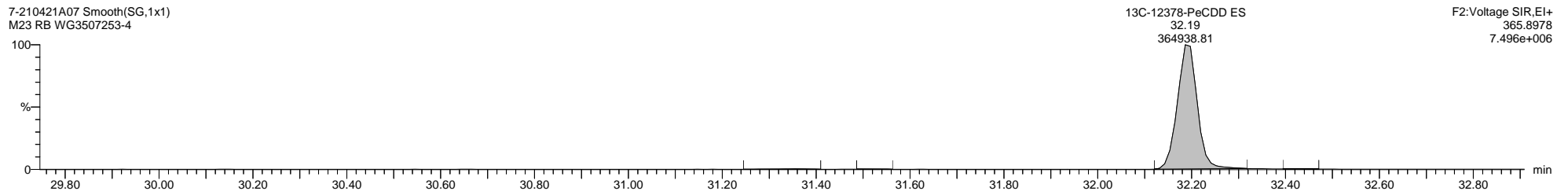
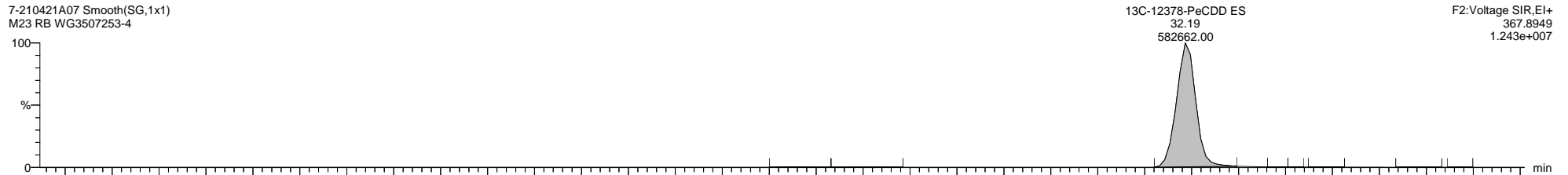
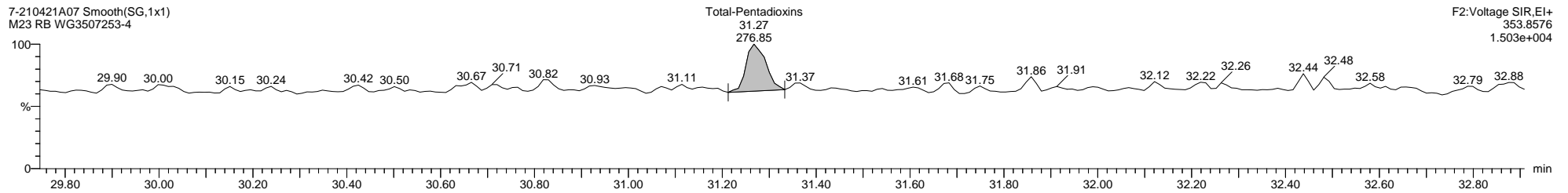
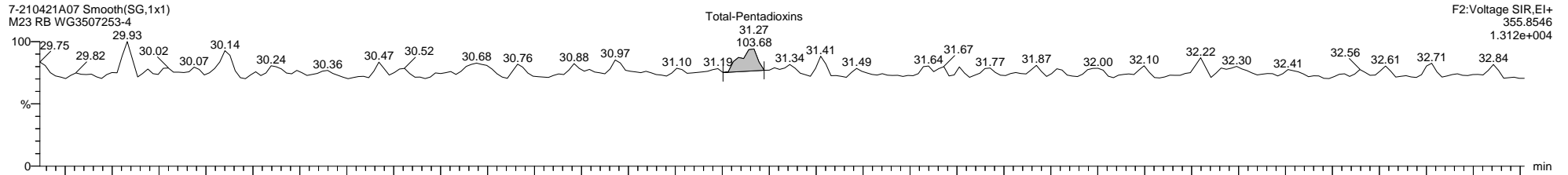


Dataset: I:\Organics Instrument\HIGHRES GCMS Completed Results Files\HR-7\7-210421A-M23-0422NA.qld

Last Altered: Monday, April 26, 2021 16:05:34 Eastern Daylight Time

Printed: Monday, April 26, 2021 16:06:52 Eastern Daylight Time

Name: 7-210421A07, Date: 21-Apr-2021, Time: 16:55:00, ID: WG3507253-4, Description: M23 RB, Vial: Tray1:6

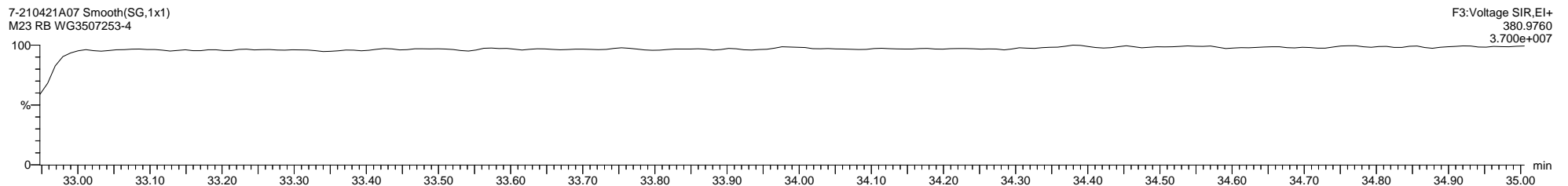
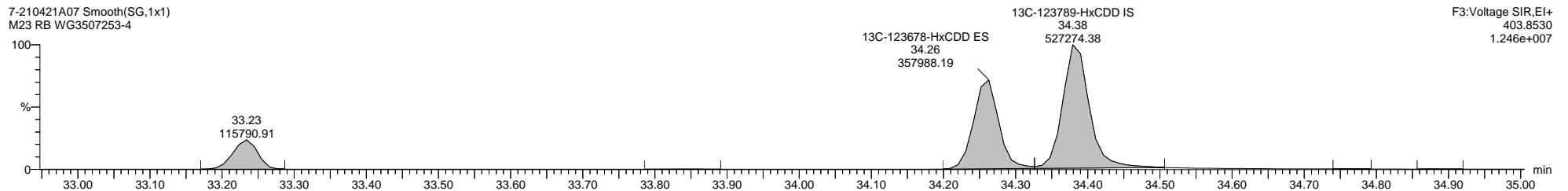

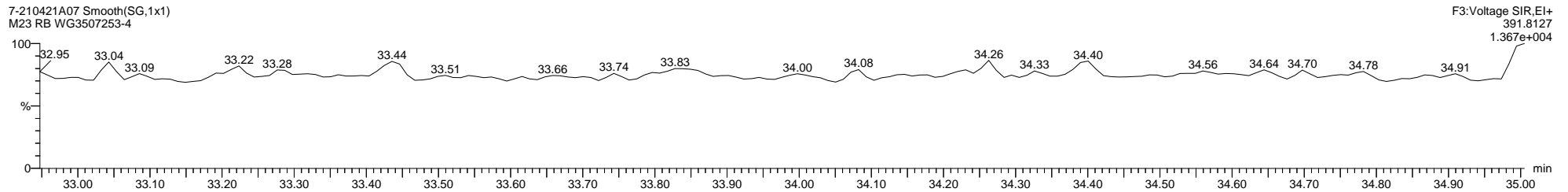
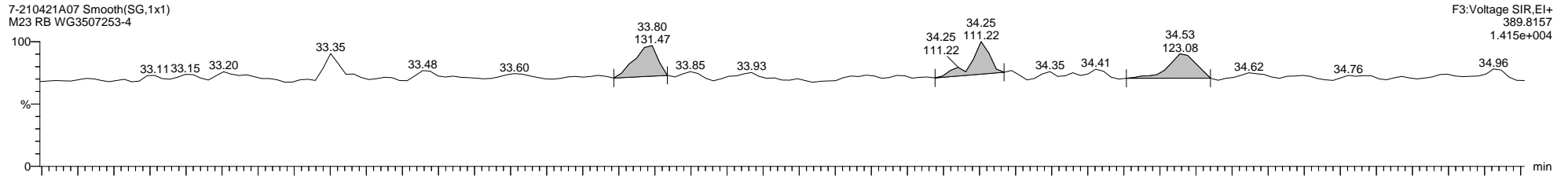


Dataset: I:\Organics Instrument\HIGHRES GCMS Completed Results Files\HR-7\7-210421A-M23-0422NA.qld

Last Altered: Monday, April 26, 2021 16:05:34 Eastern Daylight Time

Printed: Monday, April 26, 2021 16:06:52 Eastern Daylight Time

Name: 7-210421A07, Date: 21-Apr-2021, Time: 16:55:00, ID: WG3507253-4, Description: M23 RB, Vial: Tray1:6



Quantify Sample Template Report

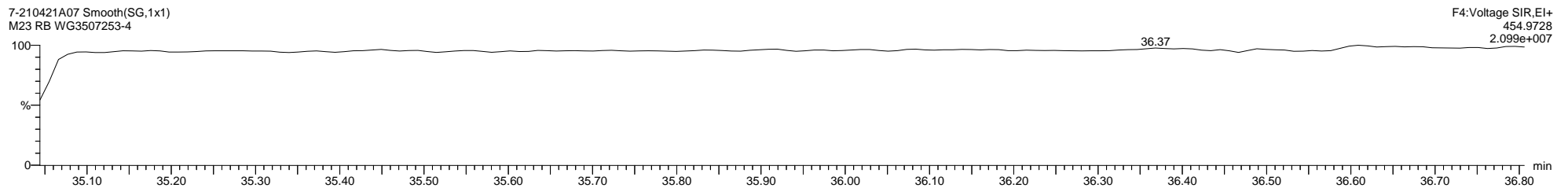
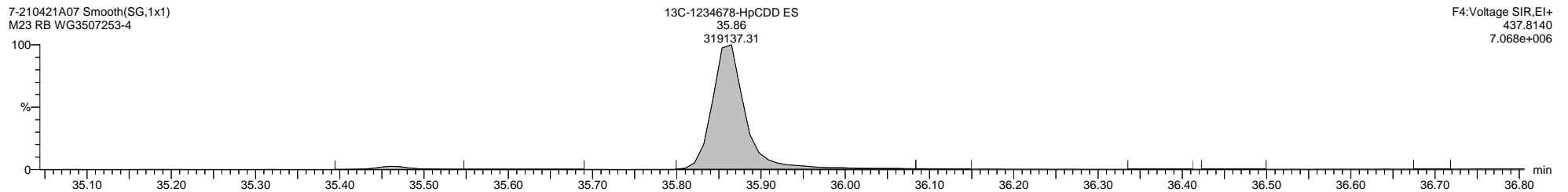
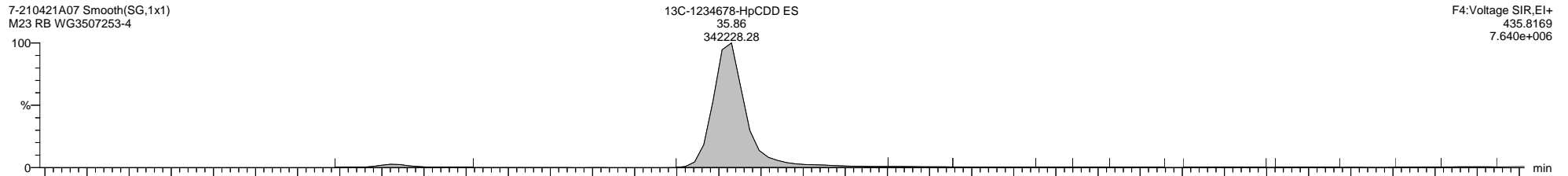
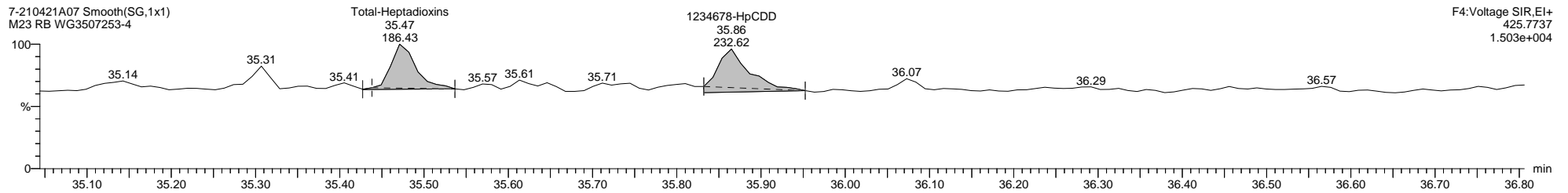
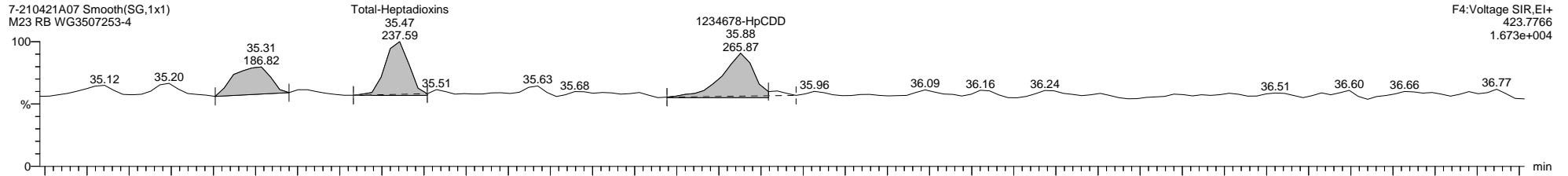
MassLynx MassLynx V4.1 SCN 901

Dataset: I:\Organics Instrument\HIGHRES GCMS Completed Results Files\HR-7\7-210421A-M23-0422NA.qld

Last Altered: Monday, April 26, 2021 16:05:34 Eastern Daylight Time

Printed: Monday, April 26, 2021 16:06:52 Eastern Daylight Time

Name: 7-210421A07, Date: 21-Apr-2021, Time: 16:55:00, ID: WG3507253-4, Description: M23 RB, Vial: Tray1:6





Quantify Sample Template Report

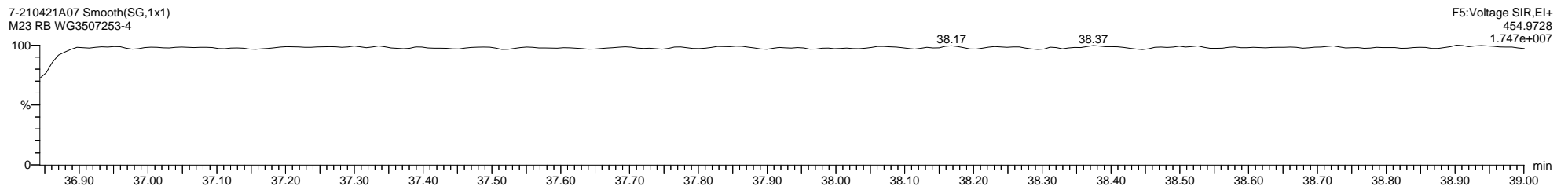
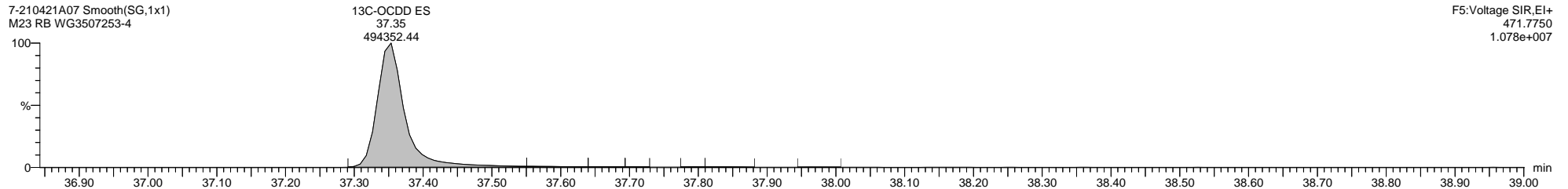

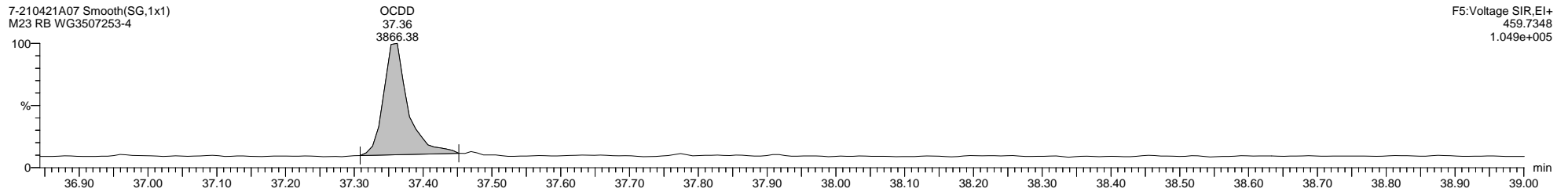
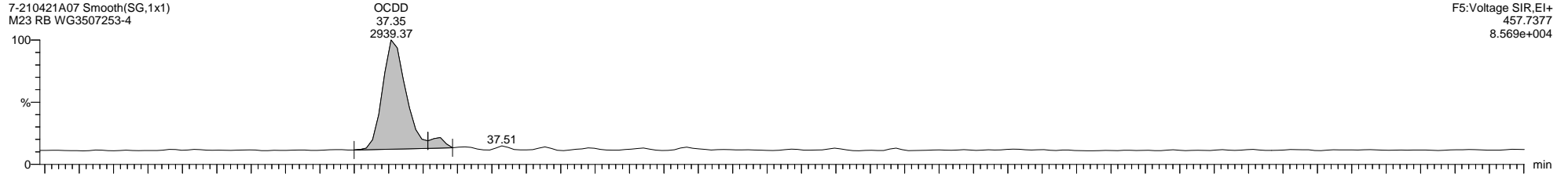
MassLynx MassLynx V4.1 SCN 901

Dataset: I:\Organics Instrument\HIGHRES GCMS Completed Results Files\HR-7\7-210421A-M23-0422NA.qld

Last Altered: Monday, April 26, 2021 16:05:34 Eastern Daylight Time

Printed: Monday, April 26, 2021 16:06:52 Eastern Daylight Time

Name: 7-210421A07, Date: 21-Apr-2021, Time: 16:55:00, ID: WG3507253-4, Description: M23 RB, Vial: Tray1:6

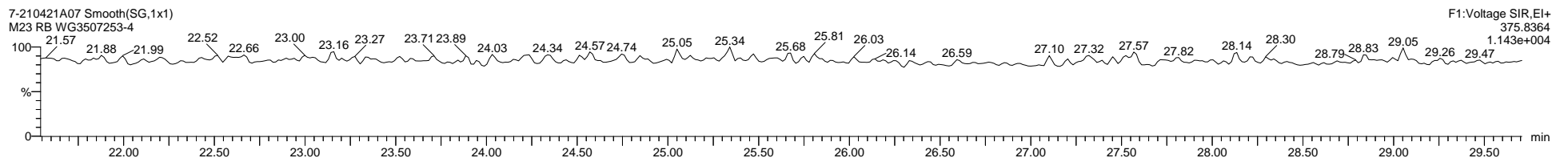
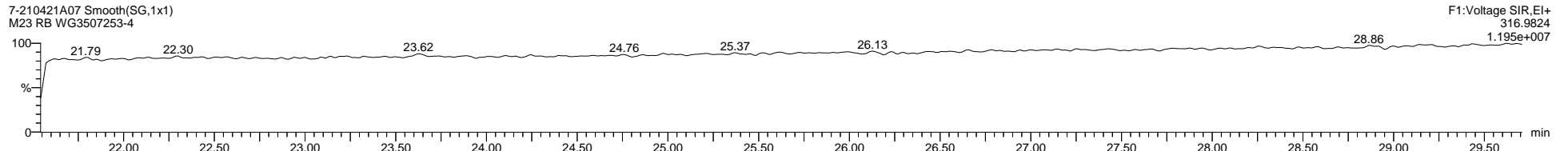
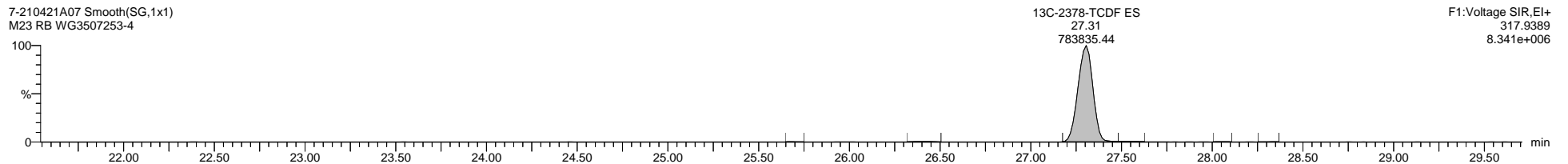

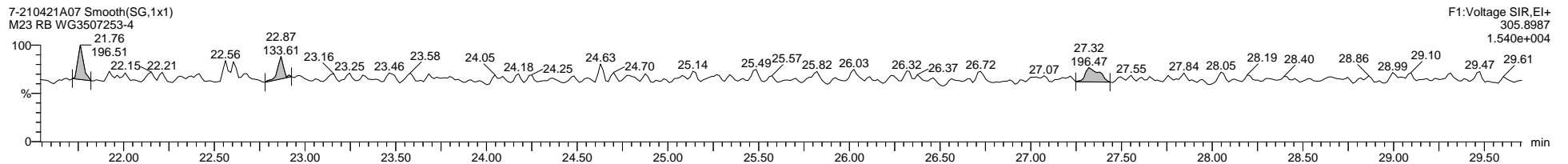
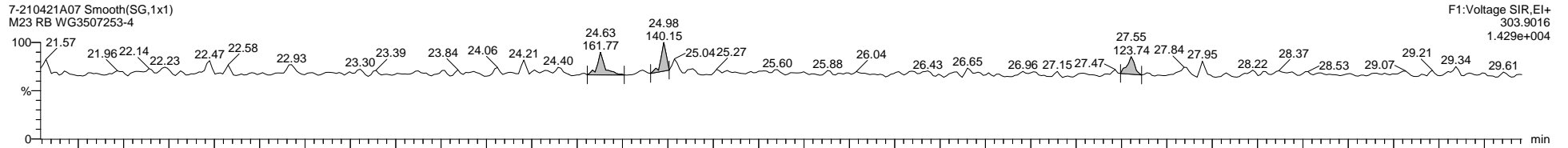


Dataset: I:\Organics Instrument\HIGHRES GCMS Completed Results Files\HR-7\7-210421A-M23-0422NA.qld

Last Altered: Monday, April 26, 2021 16:05:34 Eastern Daylight Time

Printed: Monday, April 26, 2021 16:06:52 Eastern Daylight Time

Name: 7-210421A07, Date: 21-Apr-2021, Time: 16:55:00, ID: WG3507253-4, Description: M23 RB, Vial: Tray1:6



Dataset: I:\Organics Instrument\HIGHRES GCMS Completed Results Files\HR-7\7-210421A-M23-0422NA.qld

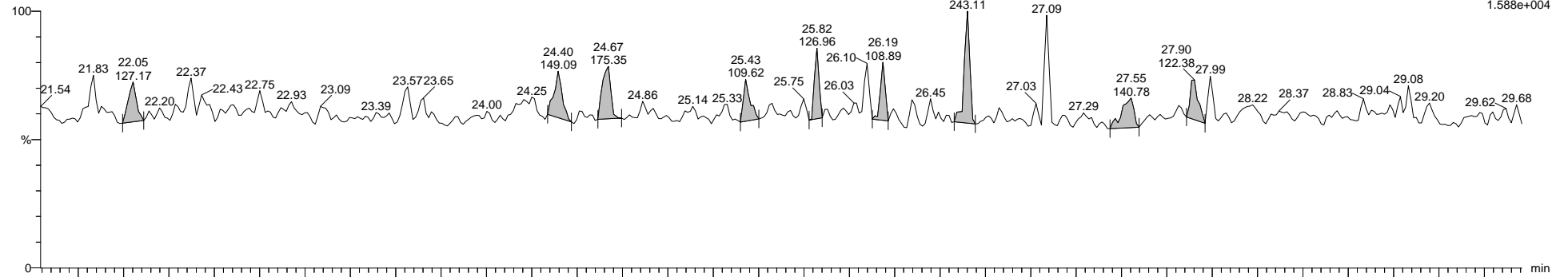
Last Altered: Monday, April 26, 2021 16:05:34 Eastern Daylight Time

Printed: Monday, April 26, 2021 16:06:52 Eastern Daylight Time

Name: 7-210421A07, Date: 21-Apr-2021, Time: 16:55:00, ID: WG3507253-4, Description: M23 RB, Vial: Tray1:6

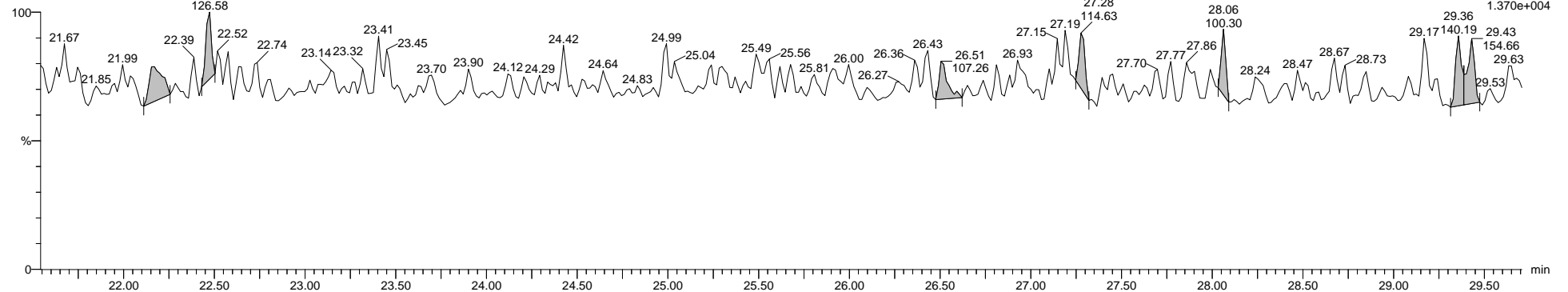
7-210421A07 Smooth(SG,1x1)  
M23 RB WG3507253-4

F1:Voltage SIR,El+  
339.8597  
1.588e+004



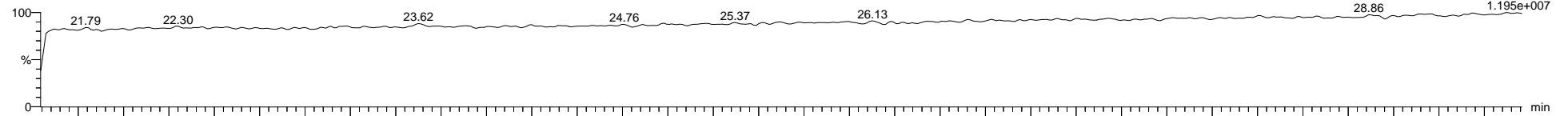
7-210421A07 Smooth(SG,1x1)  
M23 RB WG3507253-4

F1:Voltage SIR,El+  
341.8567  
1.370e+004



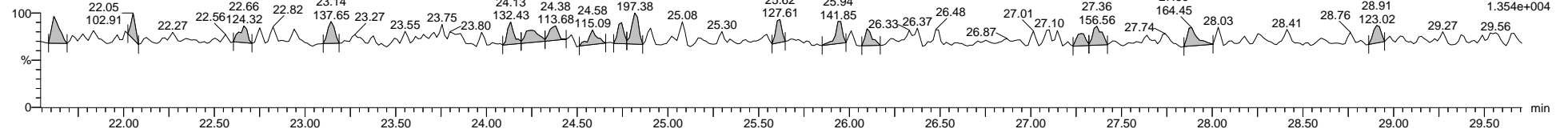
7-210421A07 Smooth(SG,1x1)  
M23 RB WG3507253-4

F1:Voltage SIR,El+  
316.9824  
1.195e+007



7-210421A07 Smooth(SG,1x1)  
M23 RB WG3507253-4

F1:Voltage SIR,El+  
409.7974  
1.354e+004

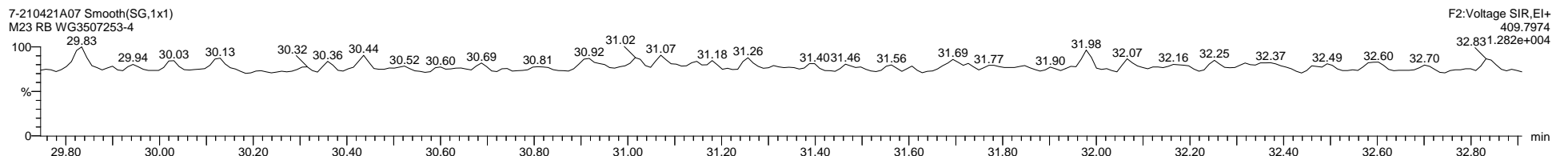
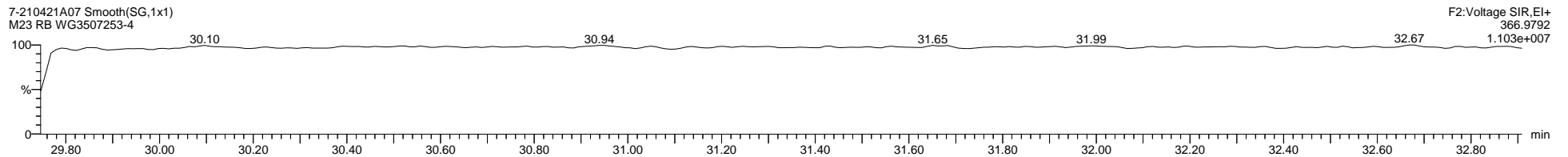
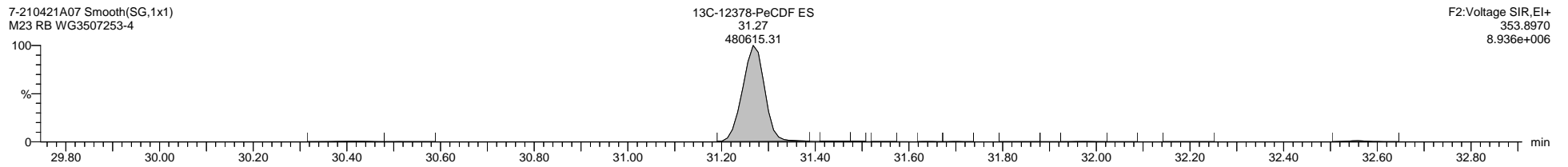
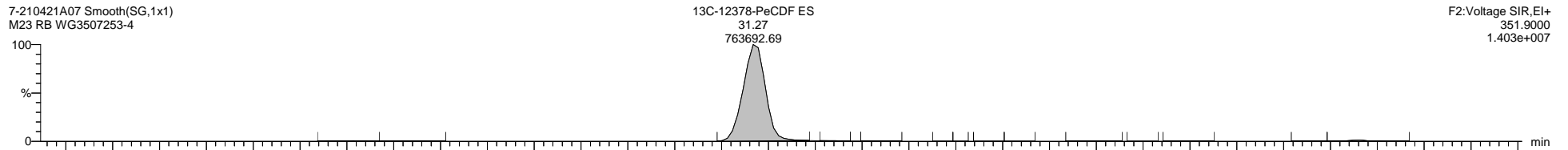
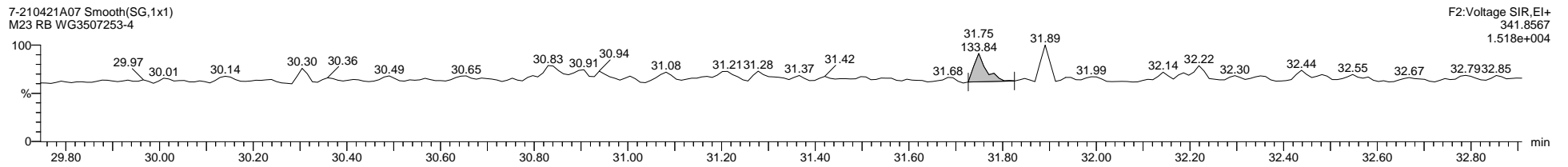
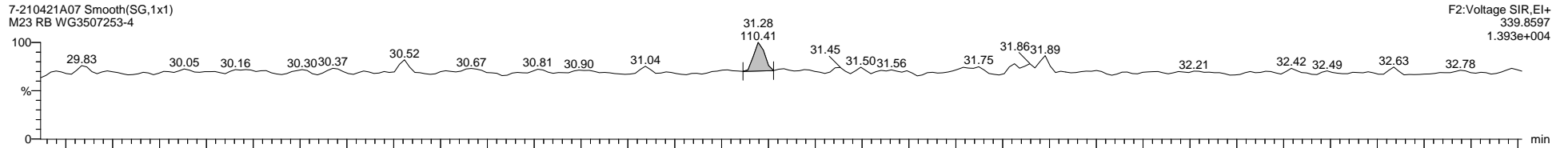


Dataset: I:\Organics Instrument\HIGHRES GCMS Completed Results Files\HR-7\7-210421A-M23-0422NA.qld

Last Altered: Monday, April 26, 2021 16:05:34 Eastern Daylight Time

Printed: Monday, April 26, 2021 16:06:52 Eastern Daylight Time

Name: 7-210421A07, Date: 21-Apr-2021, Time: 16:55:00, ID: WG3507253-4, Description: M23 RB, Vial: Tray1:6

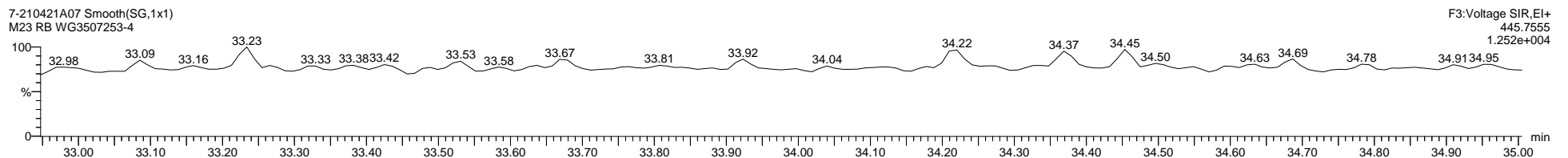
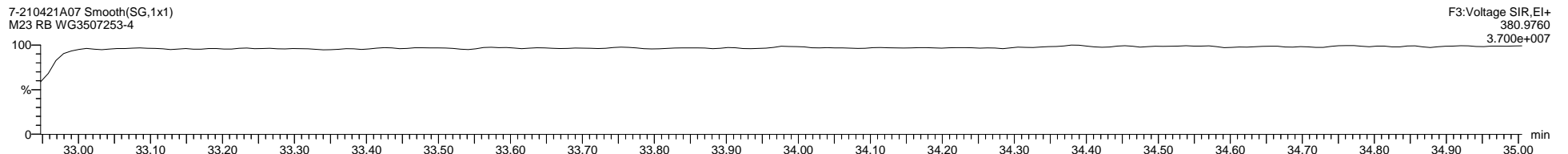
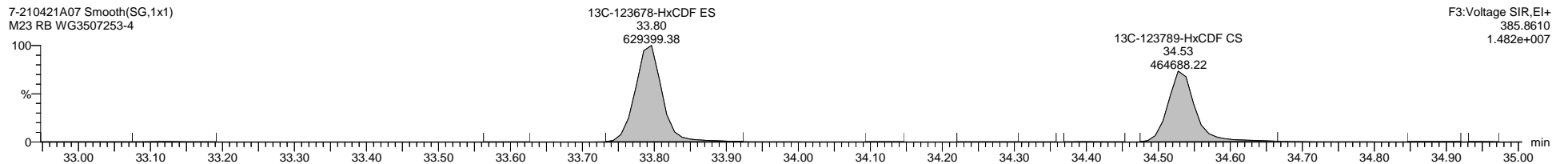

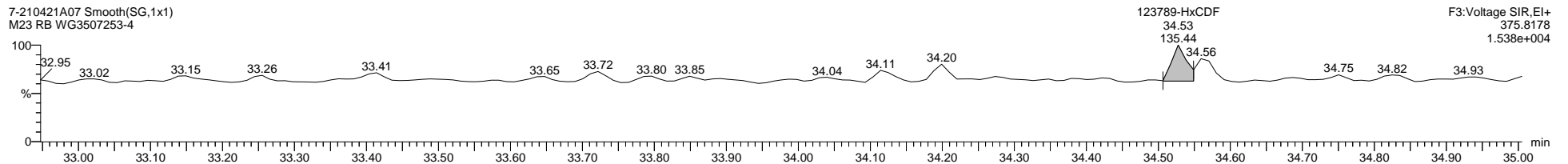
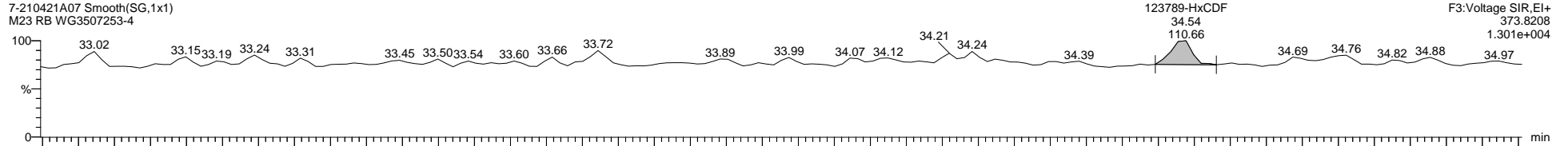


Dataset: I:\Organics Instrument\HIGHRES GCMS Completed Results Files\HR-7\7-210421A-M23-0422NA.qld

Last Altered: Monday, April 26, 2021 16:05:34 Eastern Daylight Time

Printed: Monday, April 26, 2021 16:06:52 Eastern Daylight Time

Name: 7-210421A07, Date: 21-Apr-2021, Time: 16:55:00, ID: WG3507253-4, Description: M23 RB, Vial: Tray1:6



Quantify Sample Template Report

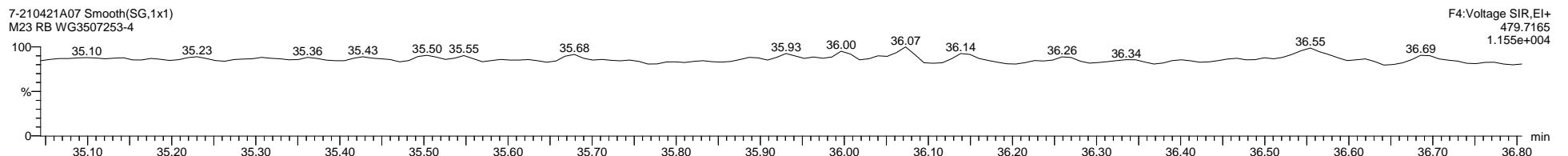
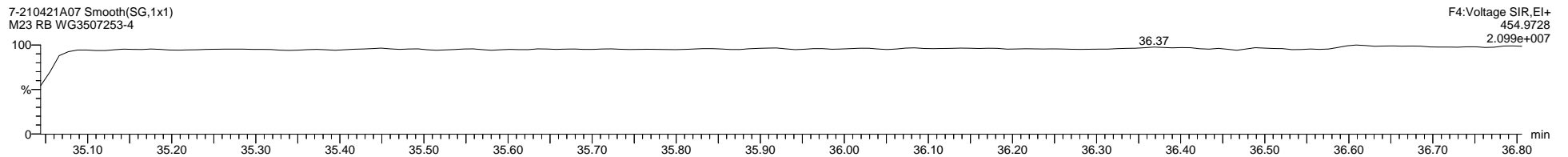
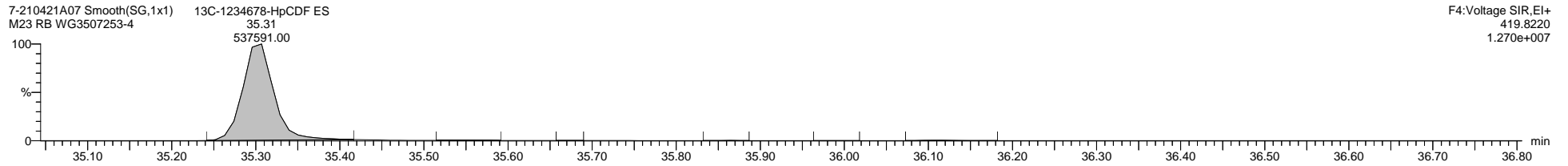

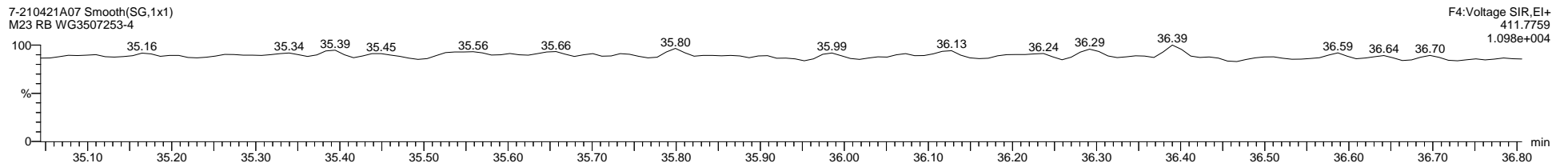
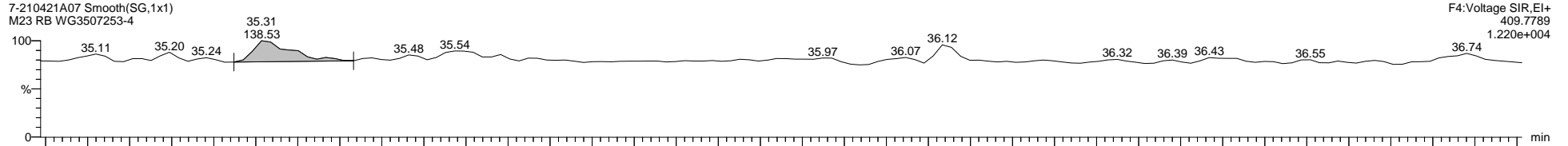
MassLynx MassLynx V4.1 SCN 901

Dataset: I:\Organics Instrument\HIGHRES GCMS Completed Results Files\HR-7\7-210421A-M23-0422NA.qld

Last Altered: Monday, April 26, 2021 16:05:34 Eastern Daylight Time

Printed: Monday, April 26, 2021 16:06:52 Eastern Daylight Time

Name: 7-210421A07, Date: 21-Apr-2021, Time: 16:55:00, ID: WG3507253-4, Description: M23 RB, Vial: Tray1:6

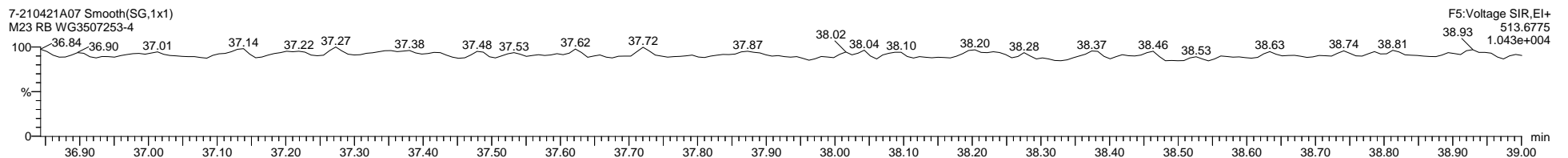
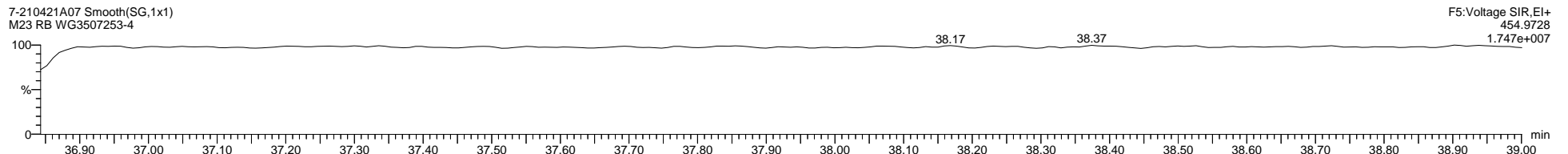
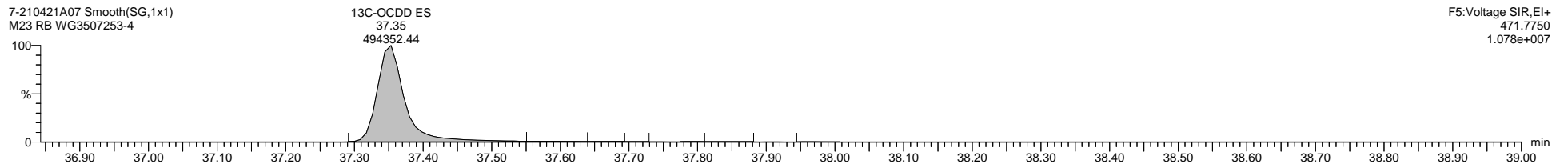

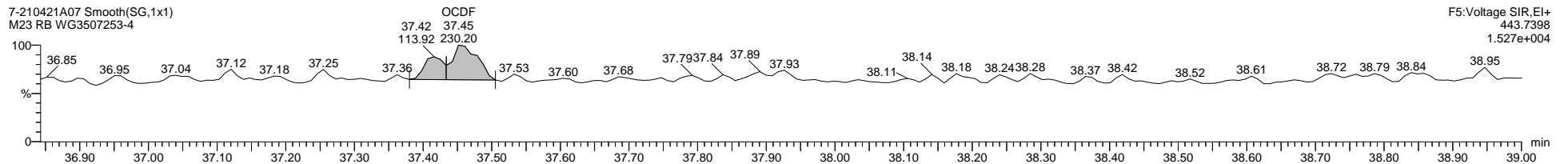
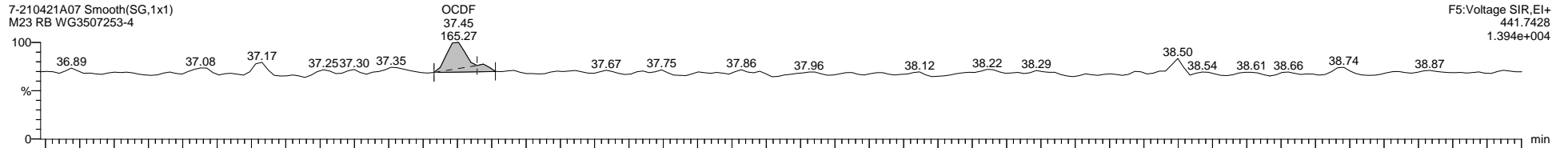


Dataset: I:\Organics Instrument\HIGHRES GCMS Completed Results Files\HR-7\7-210421A-M23-0422NA.qld

Last Altered: Monday, April 26, 2021 16:05:34 Eastern Daylight Time

Printed: Monday, April 26, 2021 16:06:52 Eastern Daylight Time

Name: 7-210421A07, Date: 21-Apr-2021, Time: 16:55:00, ID: WG3507253-4, Description: M23 RB, Vial: Tray1:6



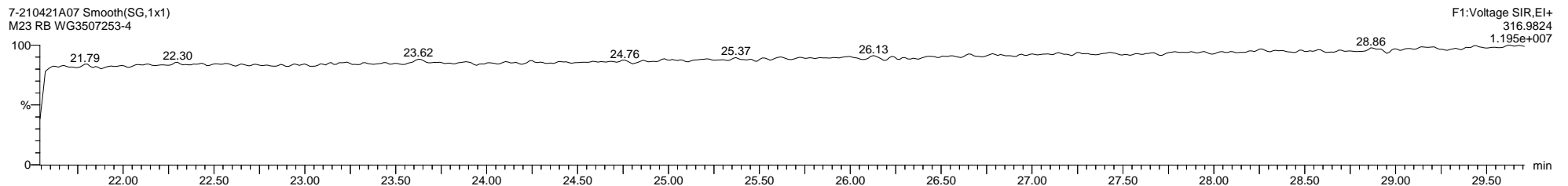
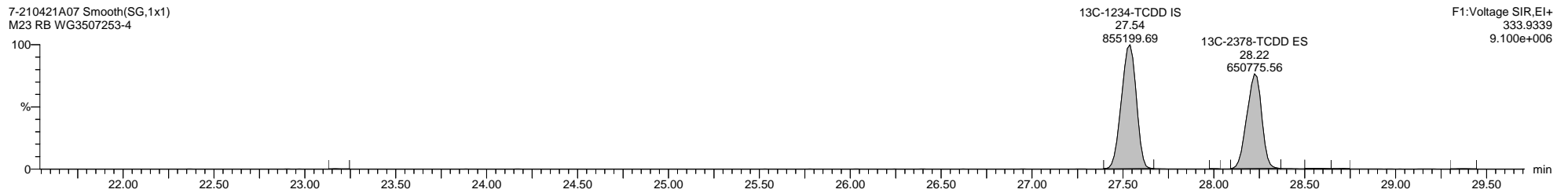
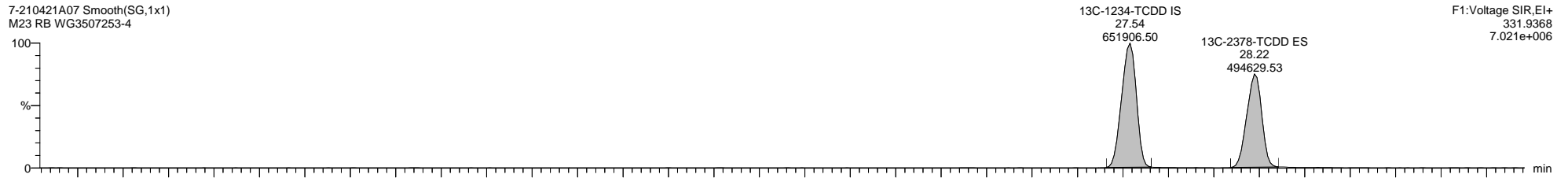
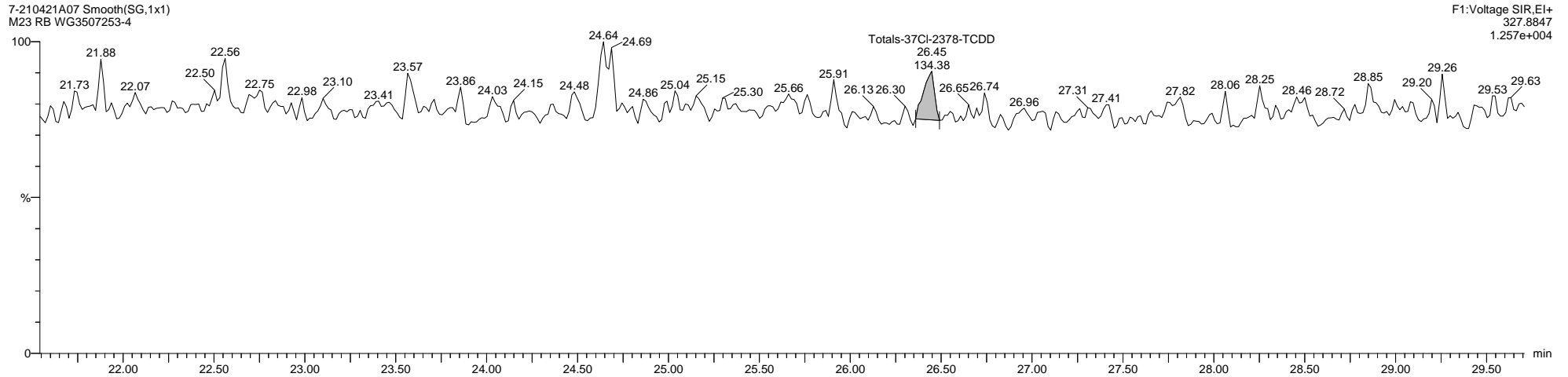
Quantify Sample Template Report MassLynx MassLynx V4.1 SCN 901

Dataset: I:\Organics Instrument\HIGHRES GCMS Completed Results Files\HR-7\7-210421A-M23-0422NA.qld

Last Altered: Monday, April 26, 2021 16:05:34 Eastern Daylight Time

Printed: Monday, April 26, 2021 16:06:52 Eastern Daylight Time

Name: 7-210421A07, Date: 21-Apr-2021, Time: 16:55:00, ID: WG3507253-4, Description: M23 RB, Vial: Tray1:6





Dataset: I:\Organics Instrument\HIGHRES GCMS Completed Results Files\HR-7\7-210421A-M23-0422NA.qld

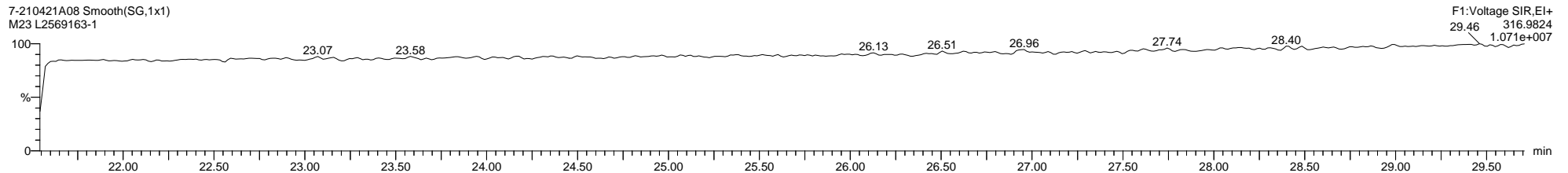
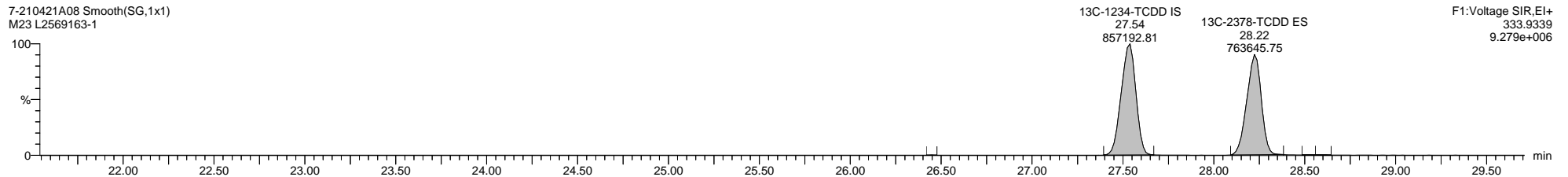

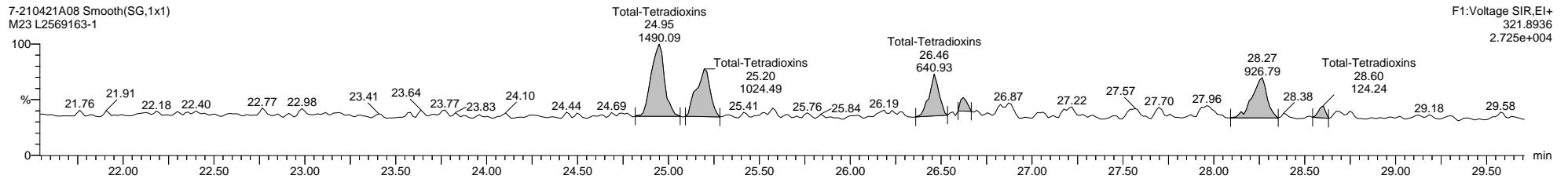
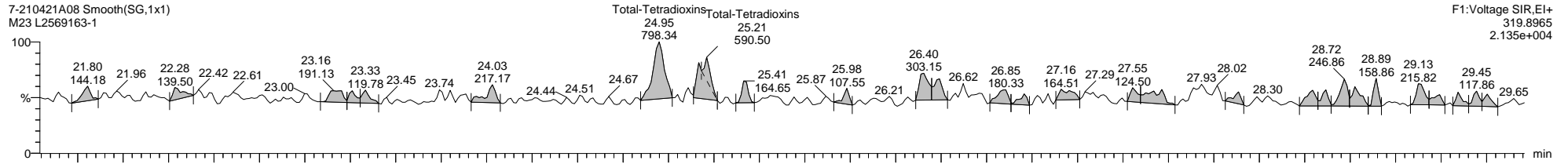
Last Altered: Monday, April 26, 2021 16:05:34 Eastern Daylight Time

Printed: Monday, April 26, 2021 16:06:52 Eastern Daylight Time

Method: C:\MassLynx\Dioxin.PRO\MethDB\Dioxin\_M23.mdb 22 Apr 2021 09:24:29

Calibration: C:\MassLynx\Dioxin.PRO\CurveDB\7-210419A-CAL5-M23.cdb 21 Apr 2021 13:52:54

Name: 7-210421A08, Date: 21-Apr-2021, Time: 17:37:28, ID: L2569163-1, Description: M23, Vial: Tray1:7

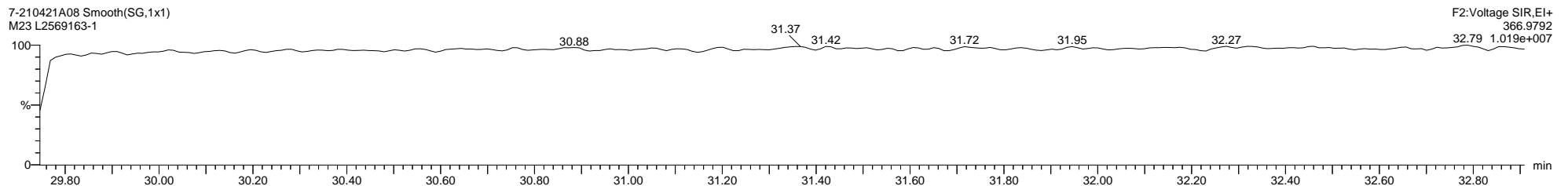
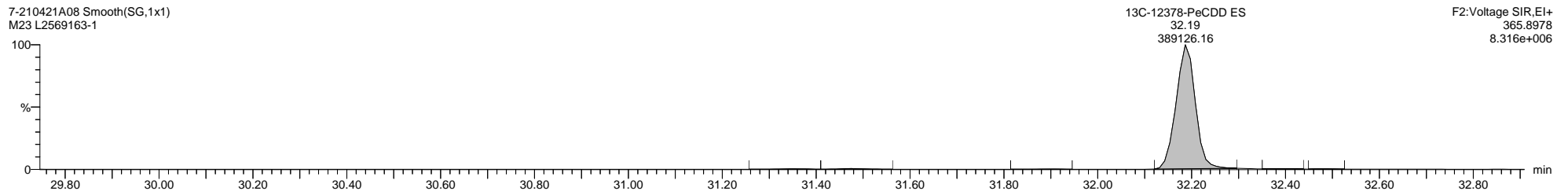
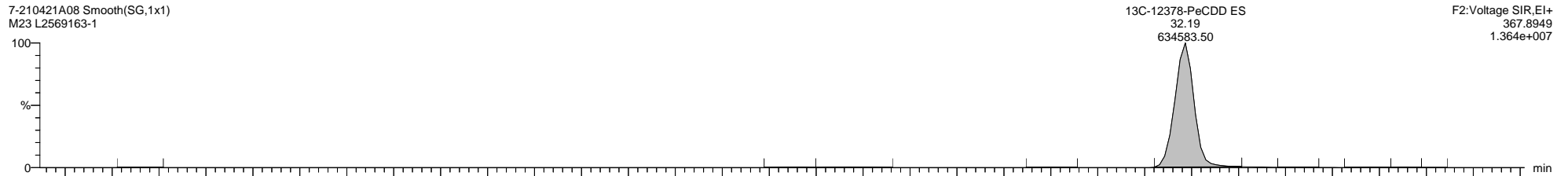
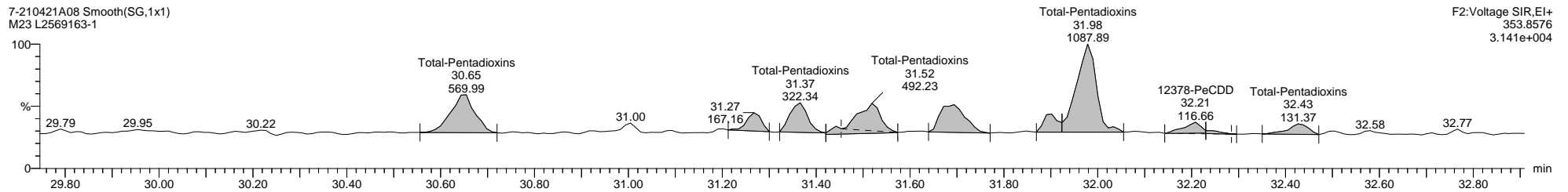
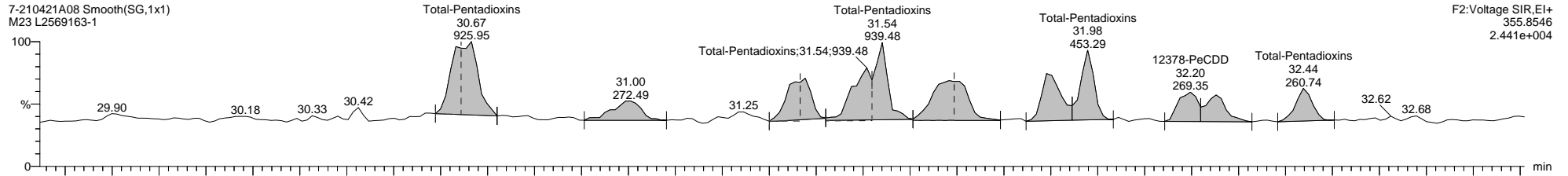


Dataset: I:\Organics Instrument\HIGHRES GCMS Completed Results Files\HR-7\7-210421A-M23-0422NA.qld

Last Altered: Monday, April 26, 2021 16:05:34 Eastern Daylight Time

Printed: Monday, April 26, 2021 16:06:52 Eastern Daylight Time

Name: 7-210421A08, Date: 21-Apr-2021, Time: 17:37:28, ID: L2569163-1, Description: M23, Vial: Tray1:7



Quantify Sample Template Report

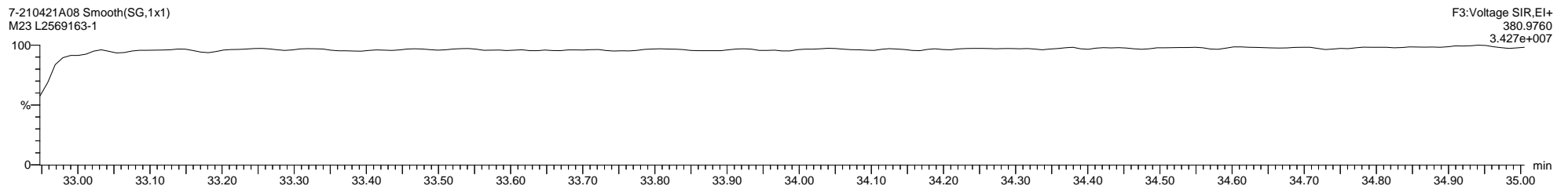
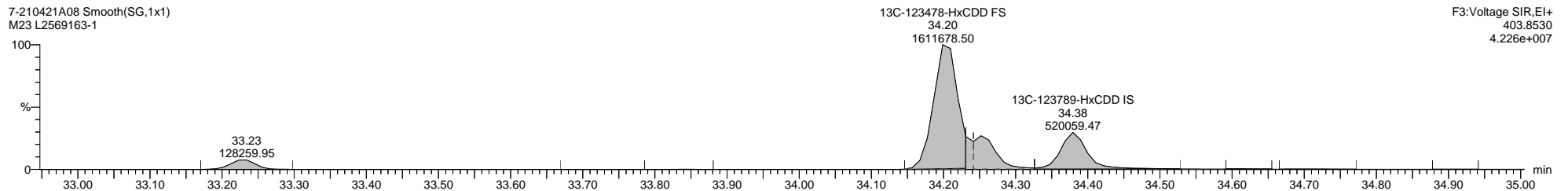

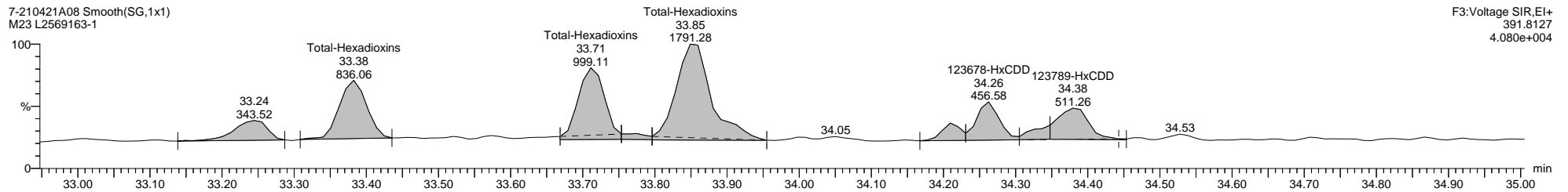
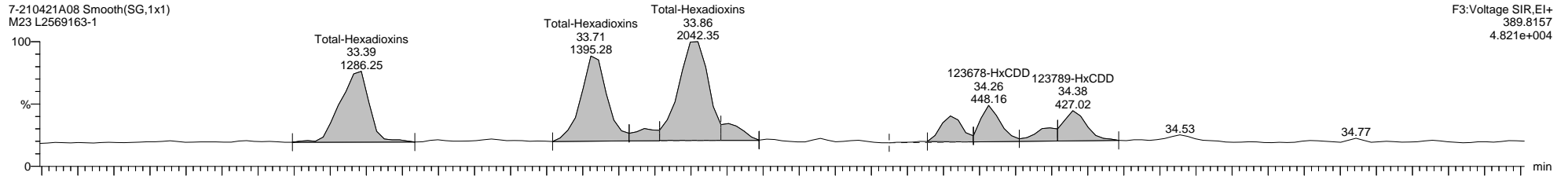
MassLynx MassLynx V4.1 SCN 901

Dataset: I:\Organics Instrument\HIGHRES GCMS Completed Results Files\HR-7\7-210421A-M23-0422NA.qld

Last Altered: Monday, April 26, 2021 16:05:34 Eastern Daylight Time

Printed: Monday, April 26, 2021 16:06:52 Eastern Daylight Time

Name: 7-210421A08, Date: 21-Apr-2021, Time: 17:37:28, ID: L2569163-1, Description: M23, Vial: Tray1:7

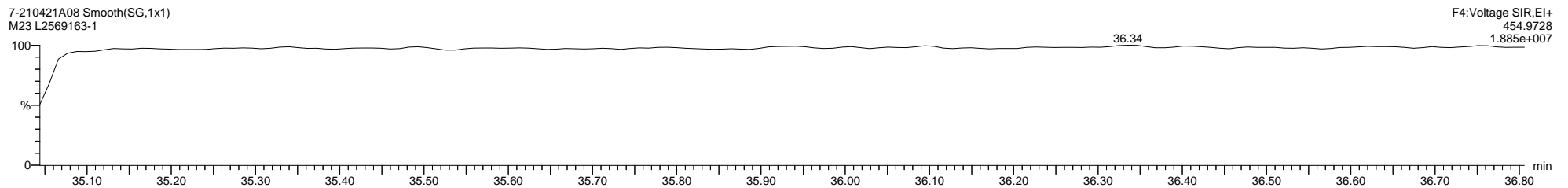
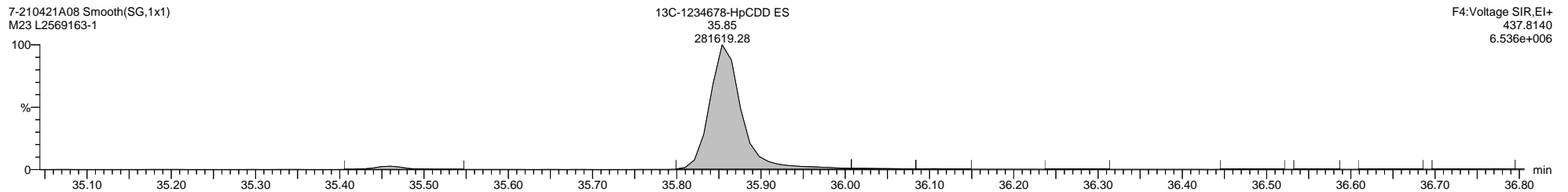
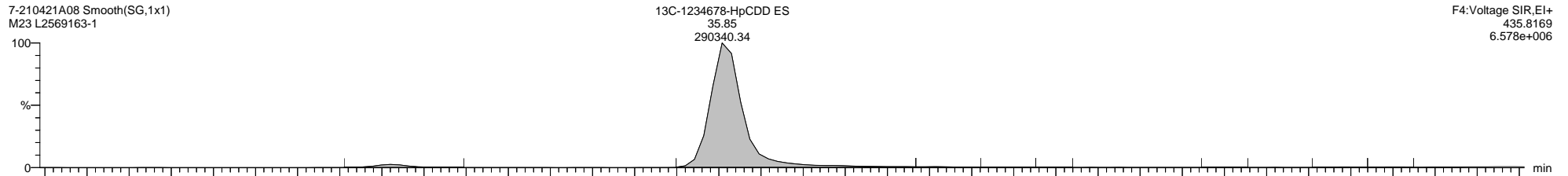
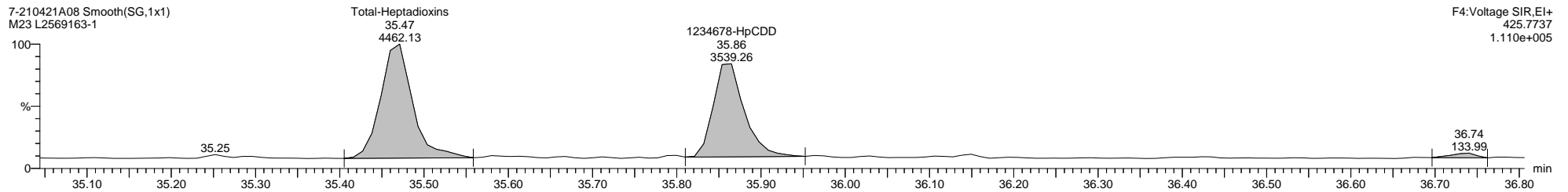
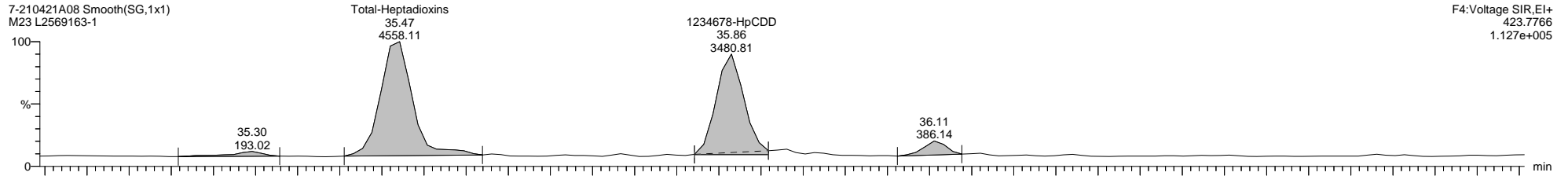


Dataset: I:\Organics Instrument\HIGHRES GCMS Completed Results Files\HR-7\7-210421A-M23-0422NA.qld

Last Altered: Monday, April 26, 2021 16:05:34 Eastern Daylight Time

Printed: Monday, April 26, 2021 16:06:52 Eastern Daylight Time

Name: 7-210421A08, Date: 21-Apr-2021, Time: 17:37:28, ID: L2569163-1, Description: M23, Vial: Tray1:7



Quantify Sample Template Report

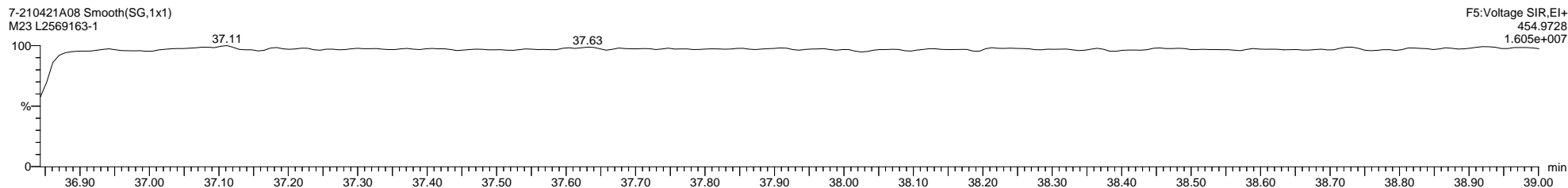
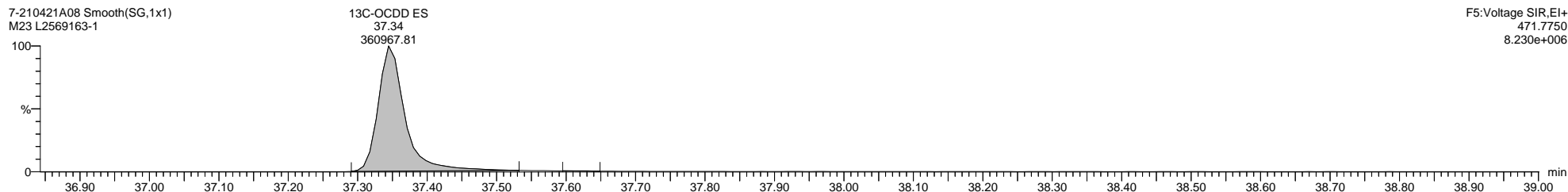

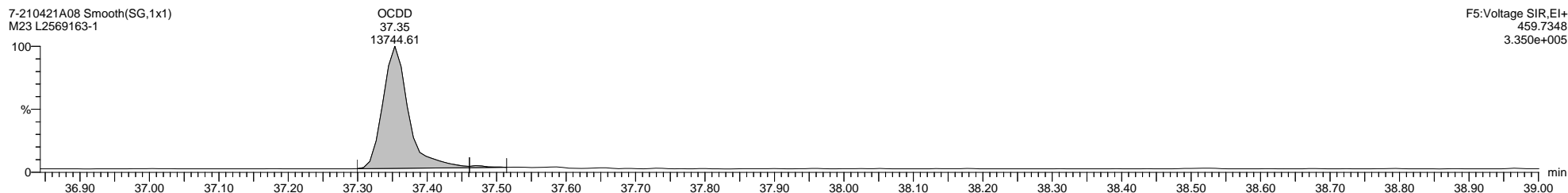

MassLynx MassLynx V4.1 SCN 901

Dataset: I:\Organics Instrument\HIGHRES GCMS Completed Results Files\HR-7\7-210421A-M23-0422NA.qld

Last Altered: Monday, April 26, 2021 16:05:34 Eastern Daylight Time

Printed: Monday, April 26, 2021 16:06:52 Eastern Daylight Time

Name: 7-210421A08, Date: 21-Apr-2021, Time: 17:37:28, ID: L2569163-1, Description: M23, Vial: Tray1:7

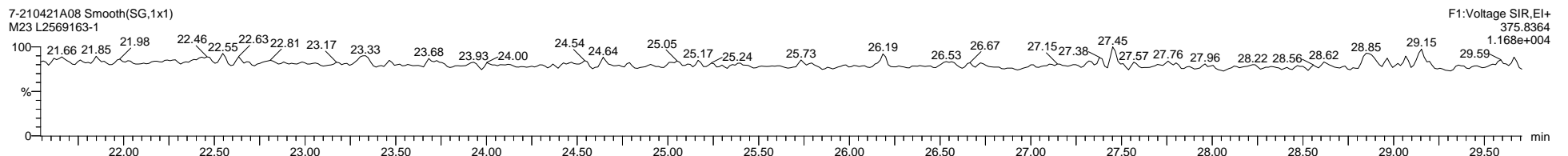
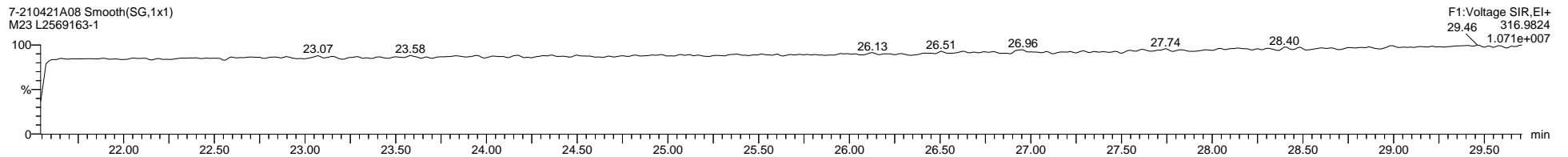
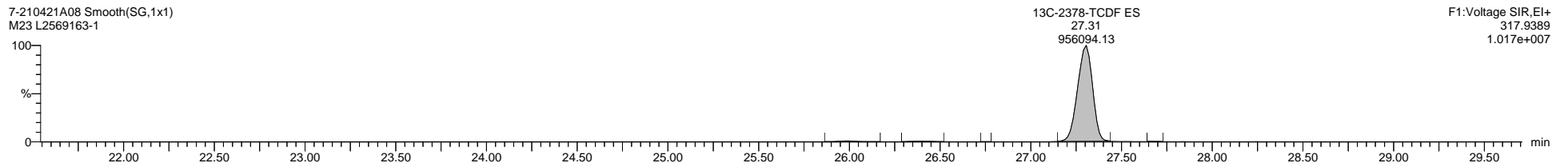
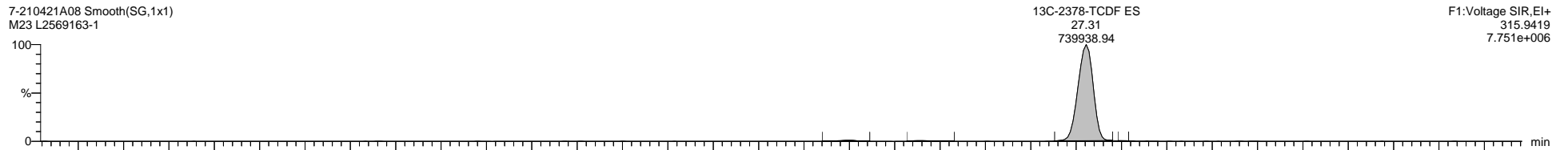
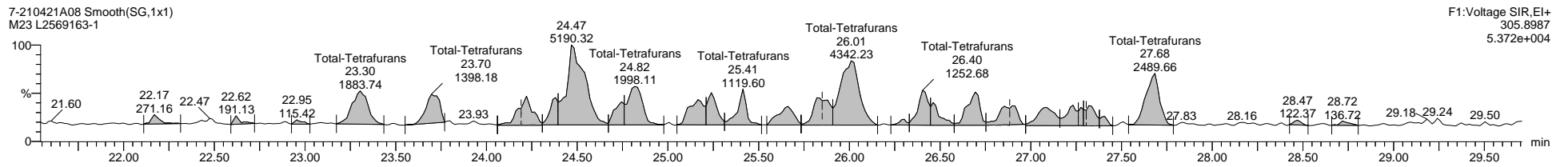
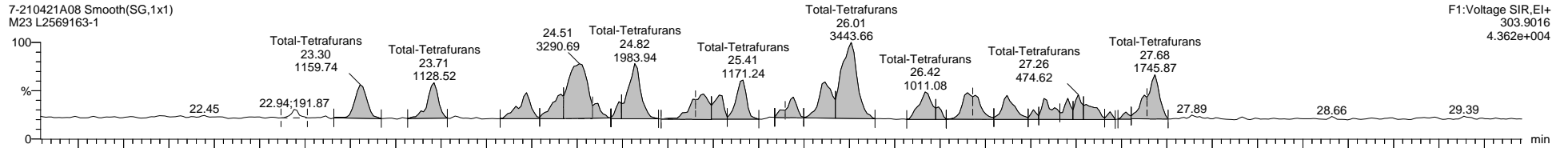


Dataset: I:\Organics Instrument\HIGHRES GCMS Completed Results Files\HR-7\7-210421A-M23-0422NA.qld

Last Altered: Monday, April 26, 2021 16:05:34 Eastern Daylight Time

Printed: Monday, April 26, 2021 16:06:52 Eastern Daylight Time

Name: 7-210421A08, Date: 21-Apr-2021, Time: 17:37:28, ID: L2569163-1, Description: M23, Vial: Tray1:7



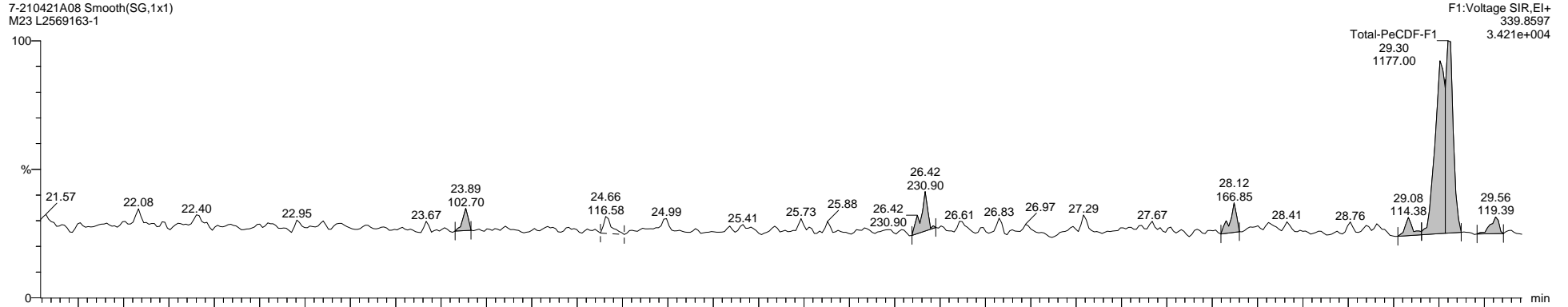
Dataset: I:\Organics Instrument\HIGHRES GCMS Completed Results Files\HR-7\7-210421A-M23-0422NA.qld

Last Altered: Monday, April 26, 2021 16:05:34 Eastern Daylight Time

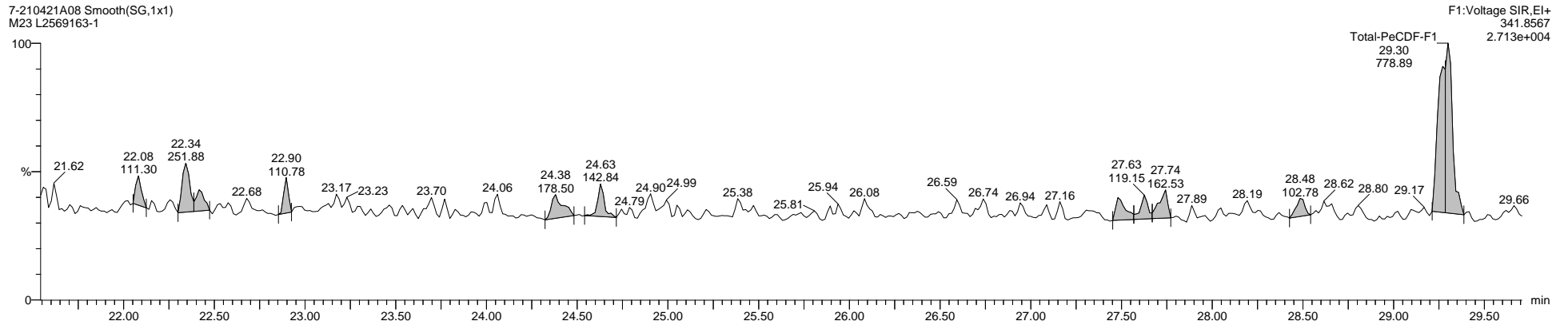
Printed: Monday, April 26, 2021 16:06:52 Eastern Daylight Time

Name: 7-210421A08, Date: 21-Apr-2021, Time: 17:37:28, ID: L2569163-1, Description: M23, Vial: Tray1:7

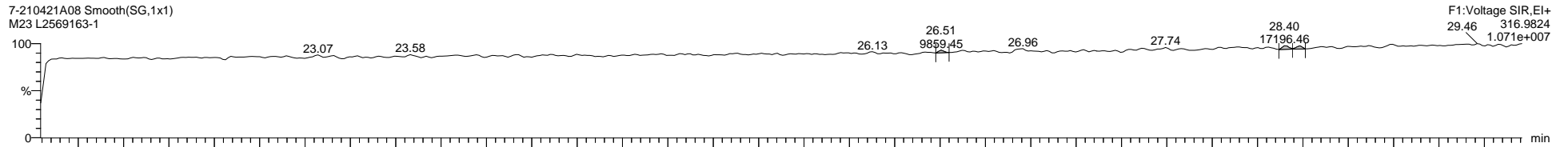
7-210421A08 Smooth(SG,1x1)  
M23 L2569163-1



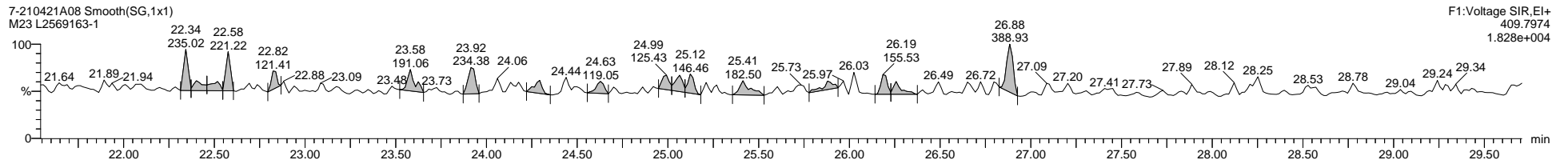
7-210421A08 Smooth(SG,1x1)  
M23 L2569163-1



7-210421A08 Smooth(SG,1x1)  
M23 L2569163-1



7-210421A08 Smooth(SG,1x1)  
M23 L2569163-1

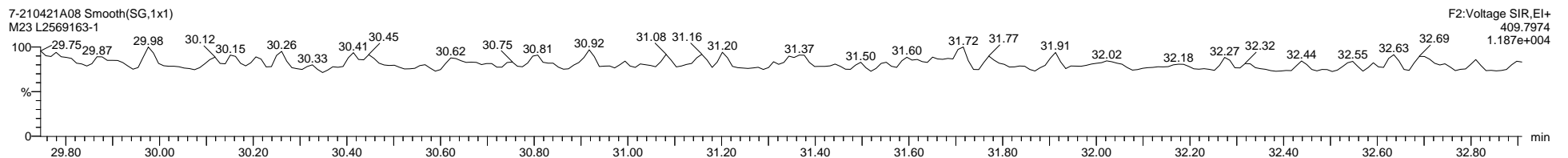
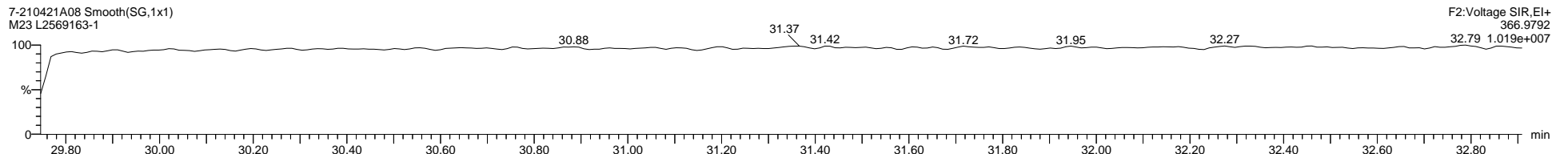

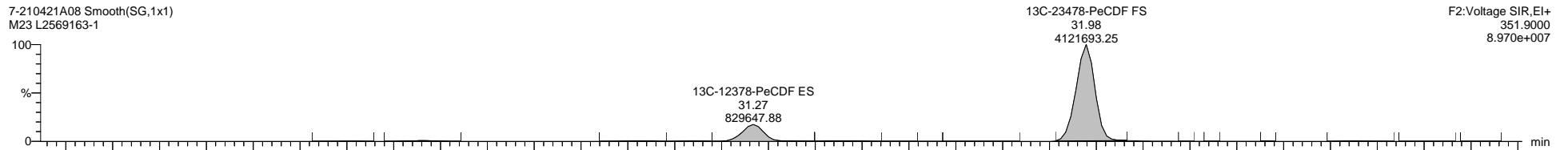
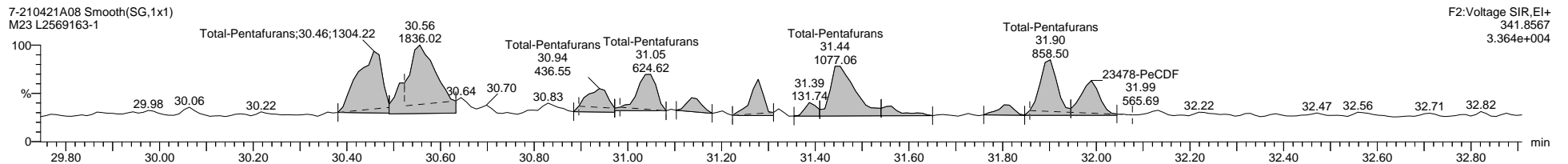
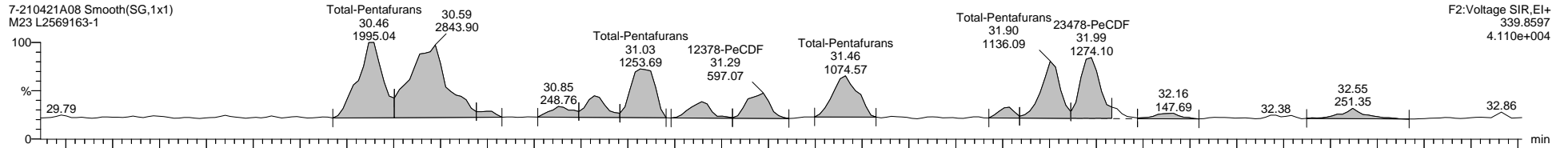


Dataset: I:\Organics Instrument\HIGHRES GCMS Completed Results Files\HR-7\7-210421A-M23-0422NA.qld

Last Altered: Monday, April 26, 2021 16:05:34 Eastern Daylight Time

Printed: Monday, April 26, 2021 16:06:52 Eastern Daylight Time

Name: 7-210421A08, Date: 21-Apr-2021, Time: 17:37:28, ID: L2569163-1, Description: M23, Vial: Tray1:7



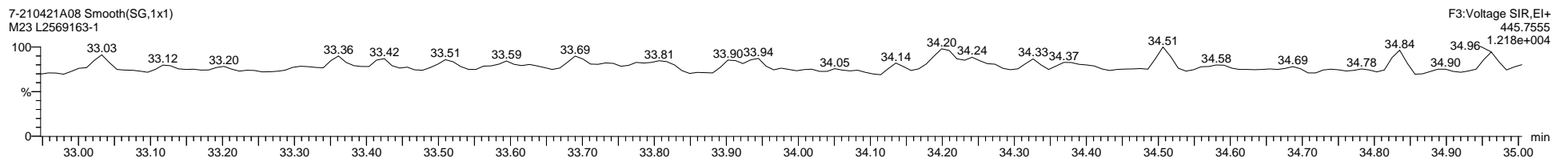
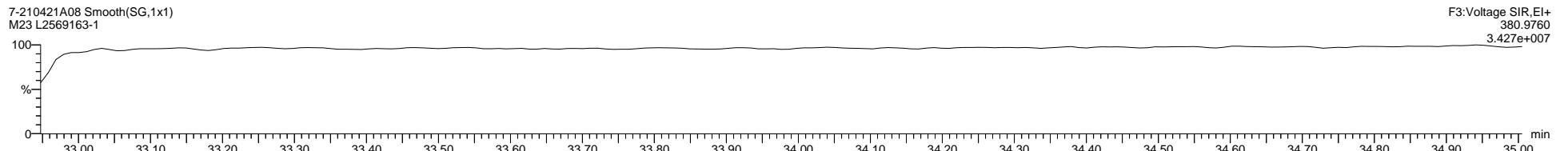
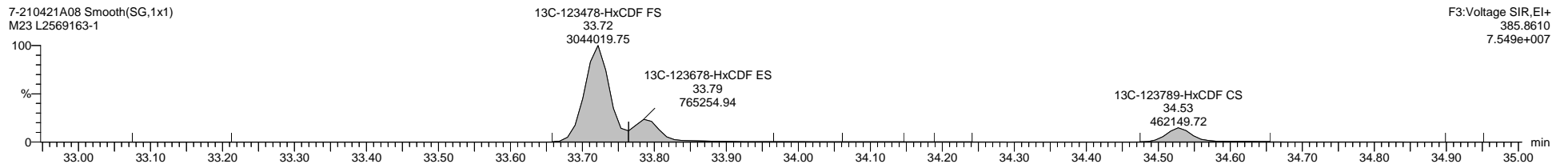

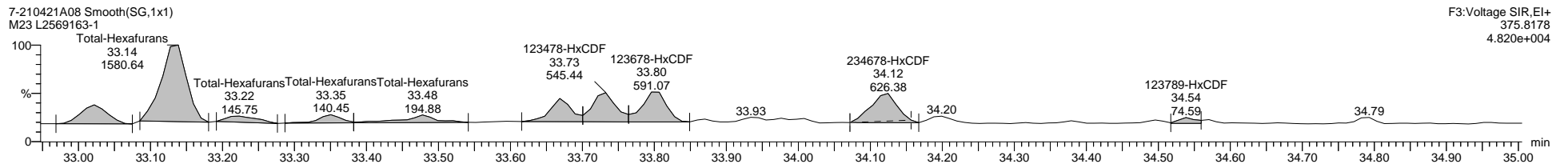
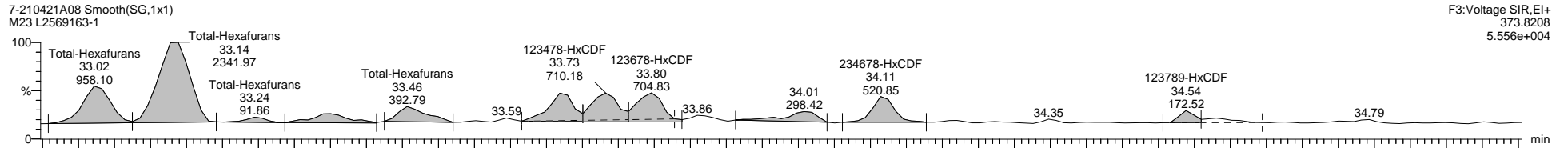


Dataset: I:\Organics Instrument\HIGHRES GCMS Completed Results Files\HR-7\7-210421A-M23-0422NA.qld

Last Altered: Monday, April 26, 2021 16:05:34 Eastern Daylight Time

Printed: Monday, April 26, 2021 16:06:52 Eastern Daylight Time

Name: 7-210421A08, Date: 21-Apr-2021, Time: 17:37:28, ID: L2569163-1, Description: M23, Vial: Tray1:7

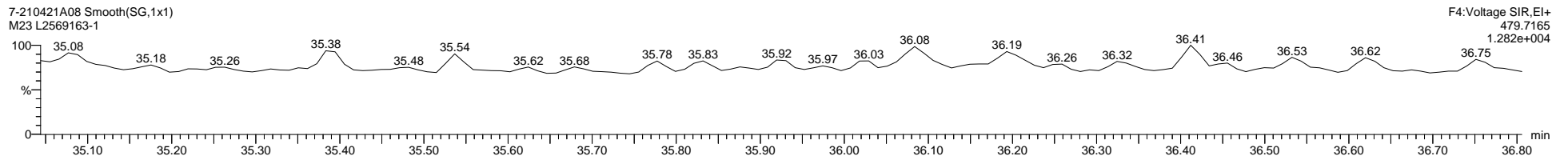
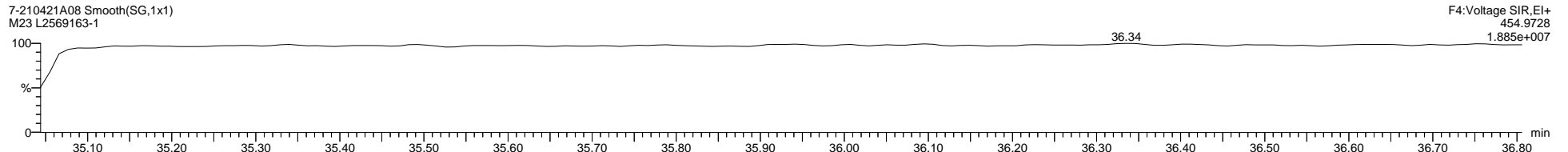
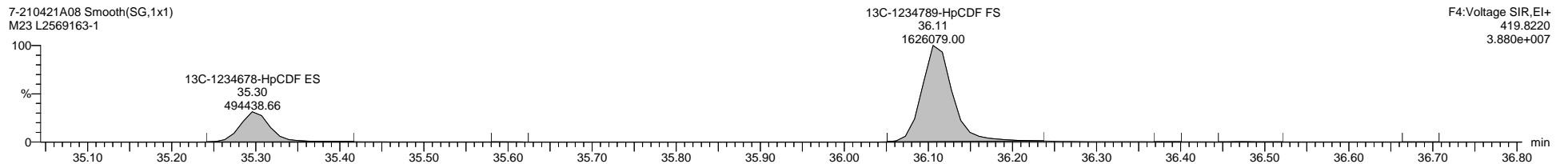
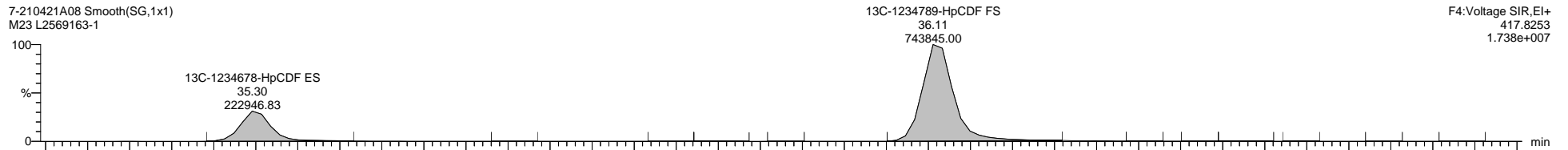
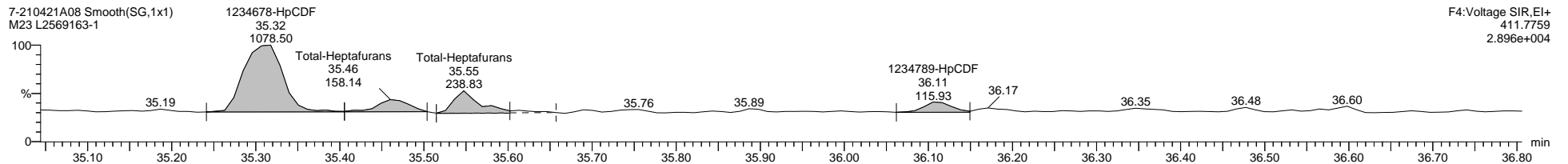
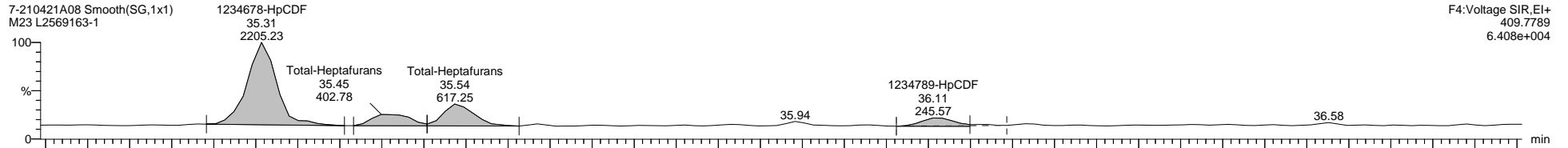


Dataset: I:\Organics Instrument\HIGHRES GCMS Completed Results Files\HR-7\7-210421A-M23-0422NA.qld

Last Altered: Monday, April 26, 2021 16:05:34 Eastern Daylight Time

Printed: Monday, April 26, 2021 16:06:52 Eastern Daylight Time

Name: 7-210421A08, Date: 21-Apr-2021, Time: 17:37:28, ID: L2569163-1, Description: M23, Vial: Tray1:7



Quantify Sample Template Report

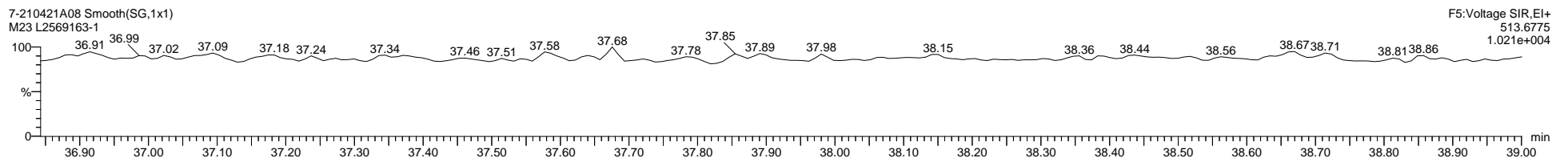
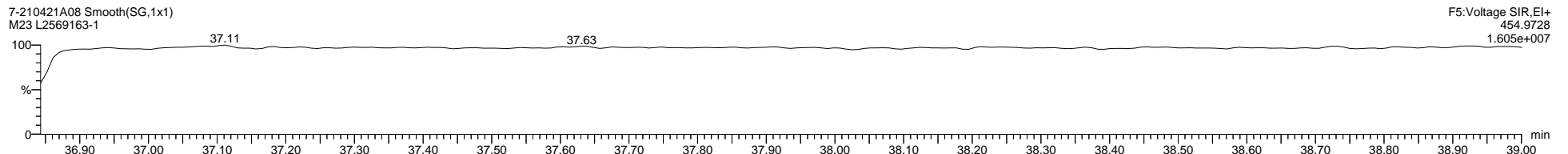
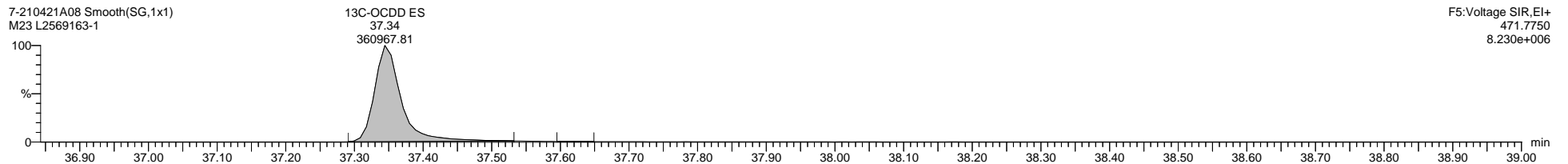

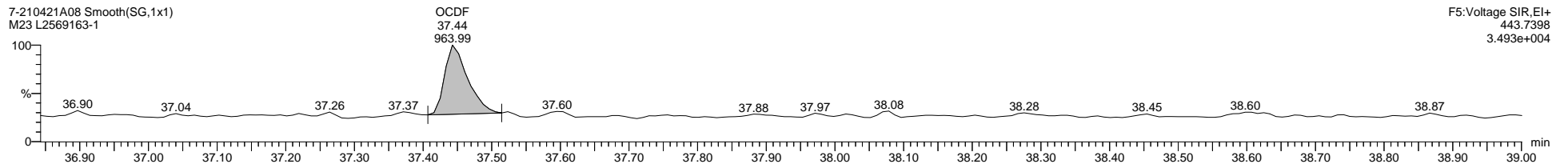
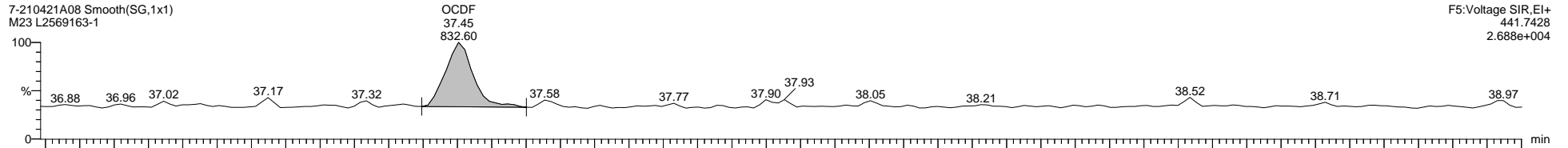
MassLynx MassLynx V4.1 SCN 901

Dataset: I:\Organics Instrument\HIGHRES GCMS Completed Results Files\HR-7\7-210421A-M23-0422NA.qld

Last Altered: Monday, April 26, 2021 16:05:34 Eastern Daylight Time

Printed: Monday, April 26, 2021 16:06:52 Eastern Daylight Time

Name: 7-210421A08, Date: 21-Apr-2021, Time: 17:37:28, ID: L2569163-1, Description: M23, Vial: Tray1:7



Quantify Sample Template Report MassLynx MassLynx V4.1 SCN 901

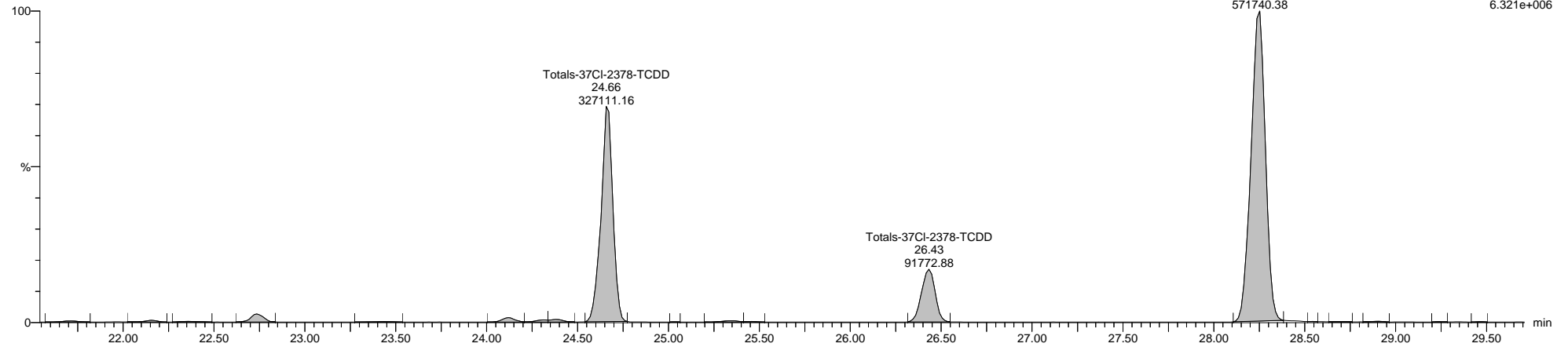
Dataset: I:\Organics Instrument\HIGHRES GCMS Completed Results Files\HR-7\7-210421A-M23-0422NA.qld

Last Altered: Monday, April 26, 2021 16:05:34 Eastern Daylight Time

Printed: Monday, April 26, 2021 16:06:52 Eastern Daylight Time


Name: 7-210421A08, Date: 21-Apr-2021, Time: 17:37:28, ID: L2569163-1, Description: M23, Vial: Tray1:7

7-210421A08 Smooth(SG,1x1)  
M23 L2569163-1



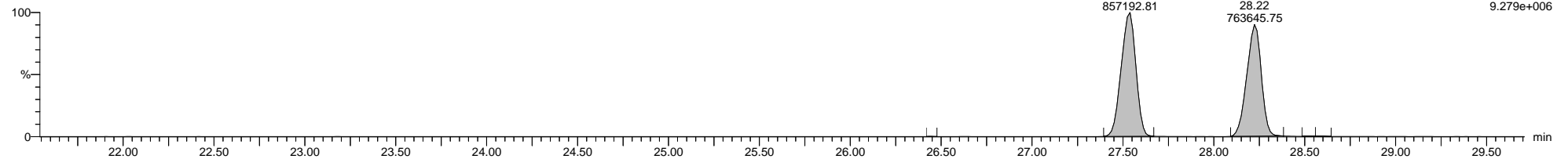
F1:Voltage SIR,EI+  
327.8847  
6.321e+006

7-210421A08 Smooth(SG,1x1)  
M23 L2569163-1



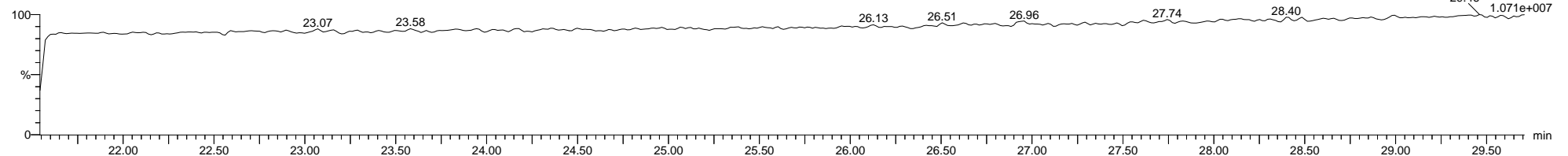
F1:Voltage SIR,EI+  
331.9368  
7.152e+006

7-210421A08 Smooth(SG,1x1)  
M23 L2569163-1



F1:Voltage SIR,EI+  
333.9339  
9.279e+006

7-210421A08 Smooth(SG,1x1)  
M23 L2569163-1



F1:Voltage SIR,EI+  
29.46  
316.9824  
1.071e+007

Dataset: I:\Organics Instrument\HIGHRES GCMS Completed Results Files\HR-7\7-210421A-M23-0422NA.qld

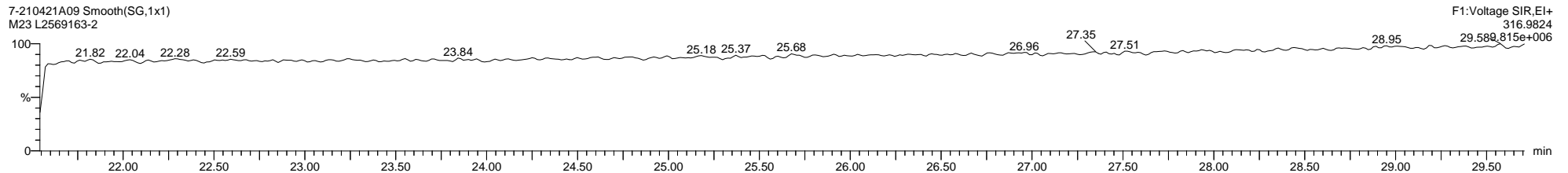
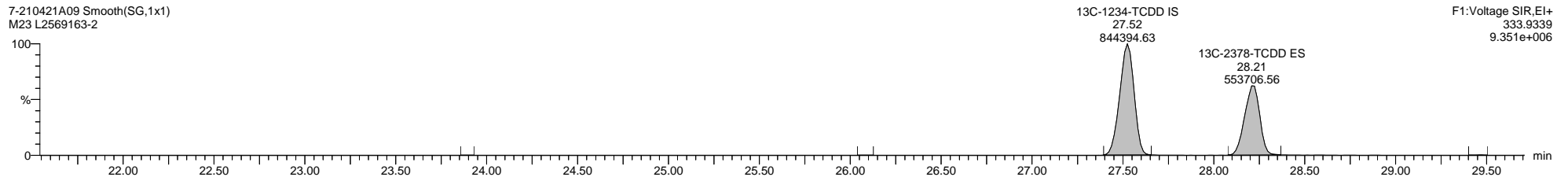

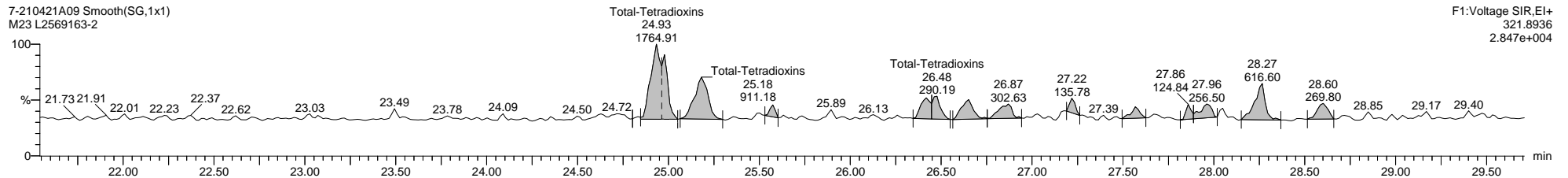
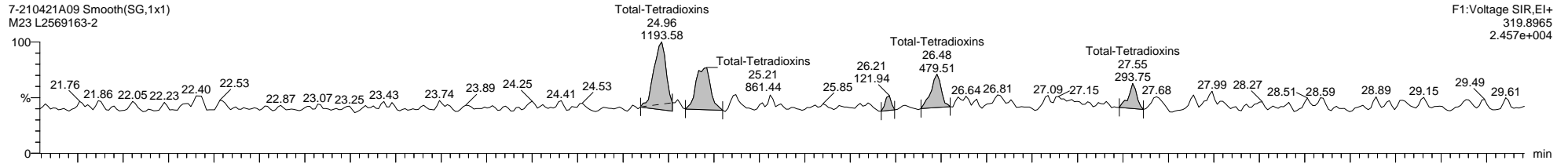
Last Altered: Monday, April 26, 2021 16:05:34 Eastern Daylight Time

Printed: Monday, April 26, 2021 16:06:52 Eastern Daylight Time

Method: C:\MassLynx\Dioxin.PRO\MethDB\Dioxin\_M23.mdb 22 Apr 2021 09:24:29

Calibration: C:\MassLynx\Dioxin.PRO\CurveDB\7-210419A-CAL5-M23.cdb 21 Apr 2021 13:52:54

Name: 7-210421A09, Date: 21-Apr-2021, Time: 18:19:57, ID: L2569163-2, Description: M23, Vial: Tray1:8



Quantify Sample Template Report

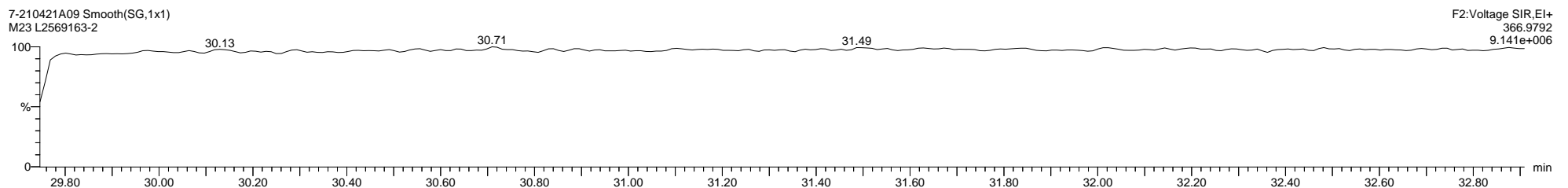
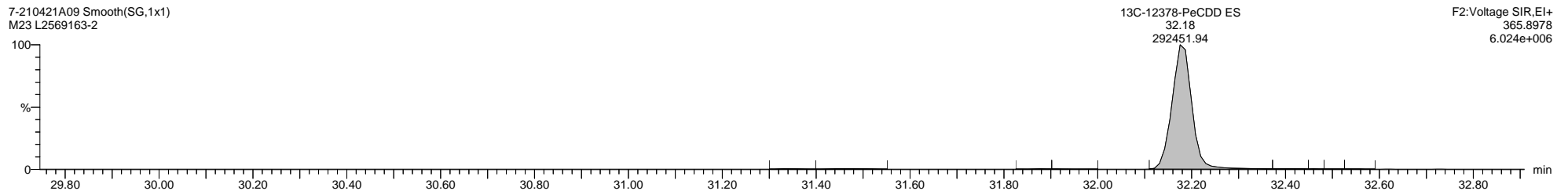
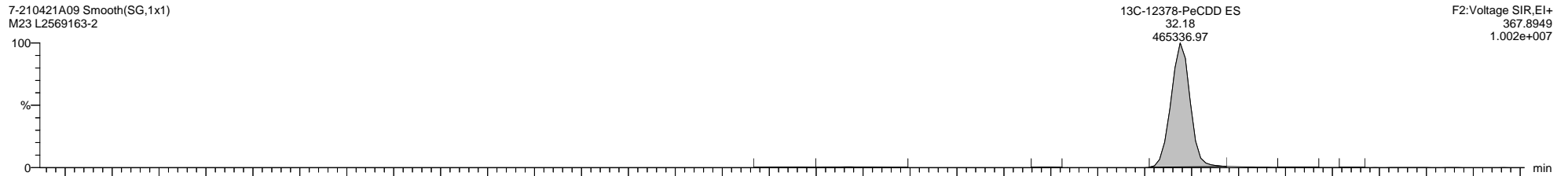
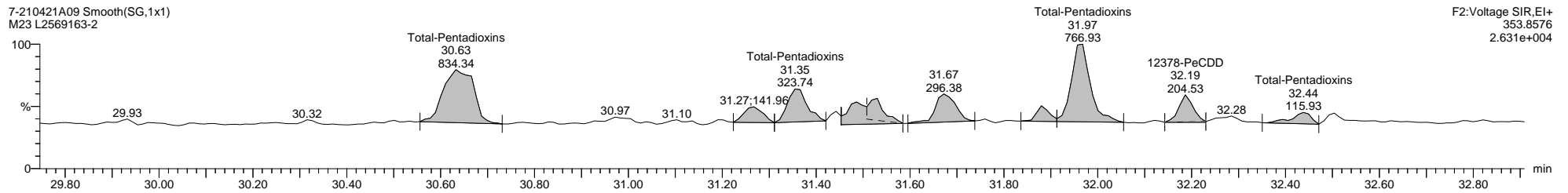
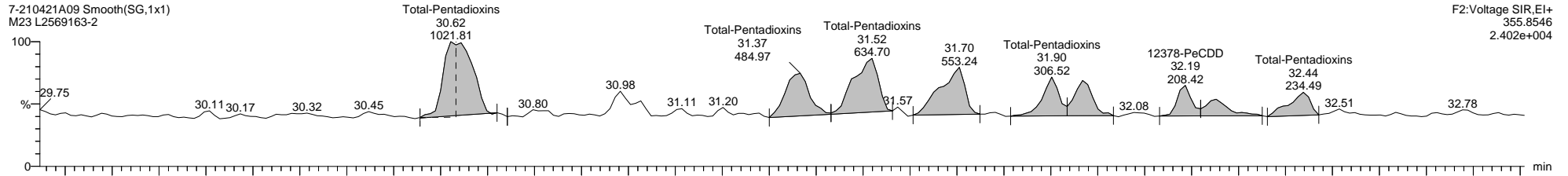
MassLynx MassLynx V4.1 SCN 901

Dataset: I:\Organics Instrument\HIGHRES GCMS Completed Results Files\HR-7\7-210421A-M23-0422NA.qld

Last Altered: Monday, April 26, 2021 16:05:34 Eastern Daylight Time

Printed: Monday, April 26, 2021 16:06:52 Eastern Daylight Time

Name: 7-210421A09, Date: 21-Apr-2021, Time: 18:19:57, ID: L2569163-2, Description: M23, Vial: Tray1:8

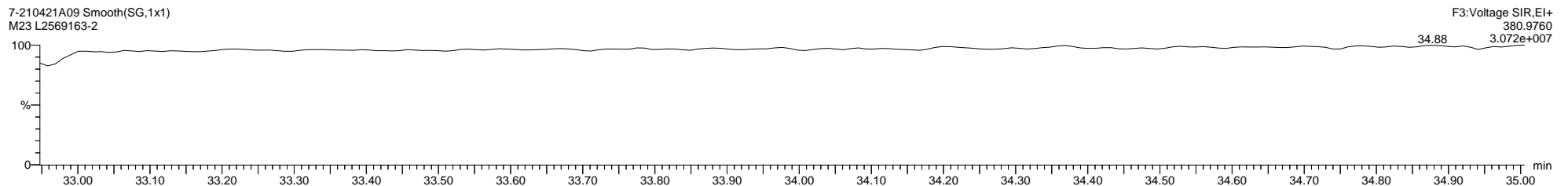
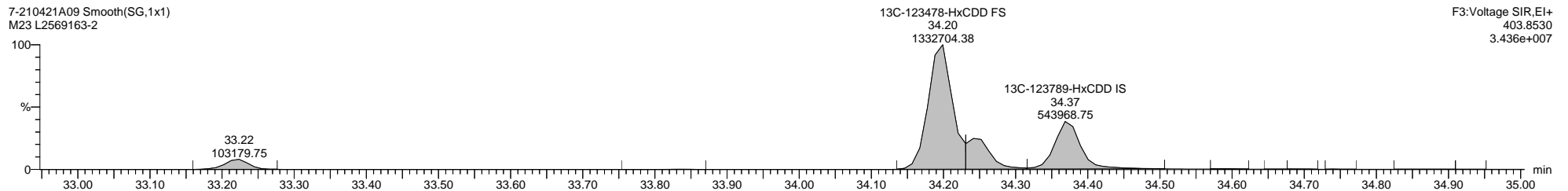

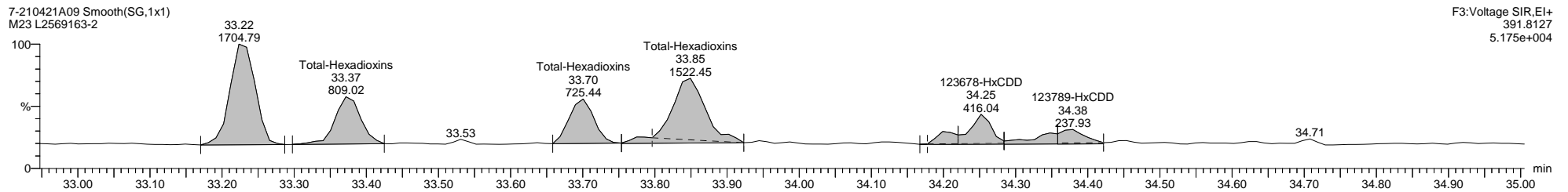
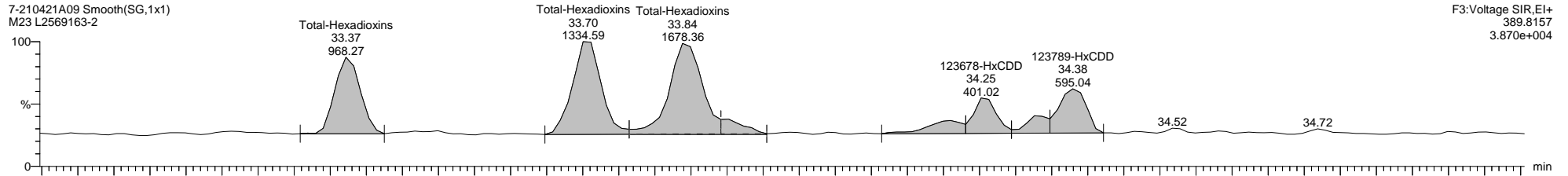


Dataset: I:\Organics Instrument\HIGHRES GCMS Completed Results Files\HR-7\7-210421A-M23-0422NA.qld

Last Altered: Monday, April 26, 2021 16:05:34 Eastern Daylight Time

Printed: Monday, April 26, 2021 16:06:52 Eastern Daylight Time

Name: 7-210421A09, Date: 21-Apr-2021, Time: 18:19:57, ID: L2569163-2, Description: M23, Vial: Tray1:8

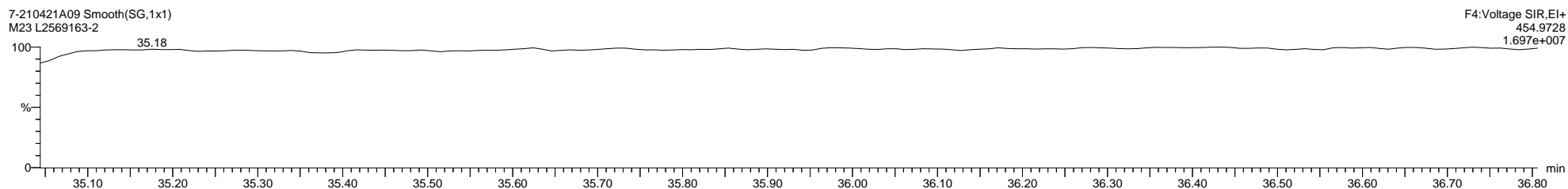
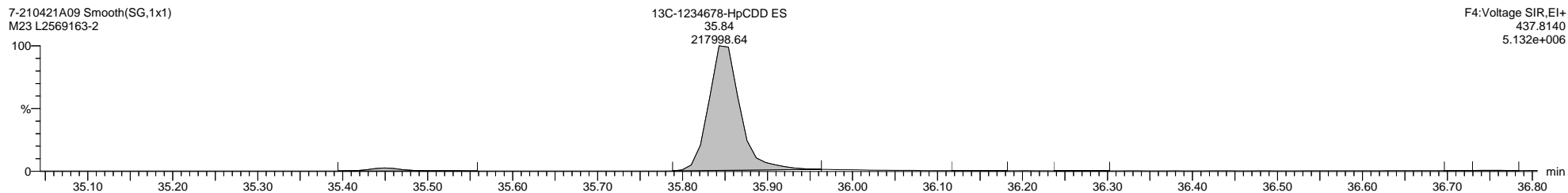
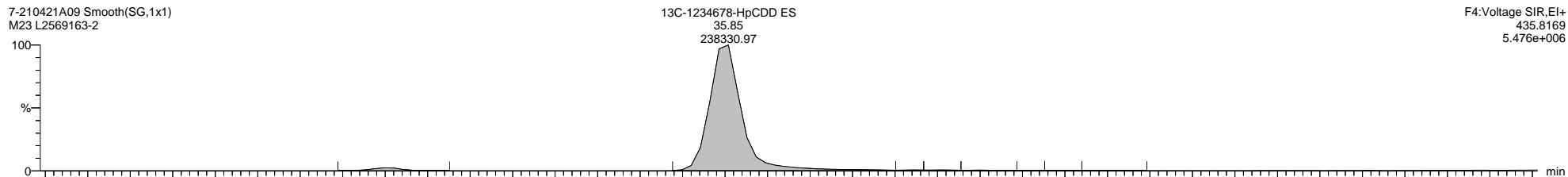
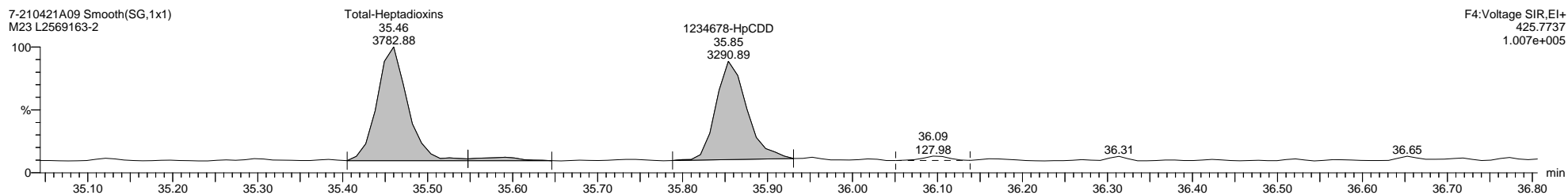
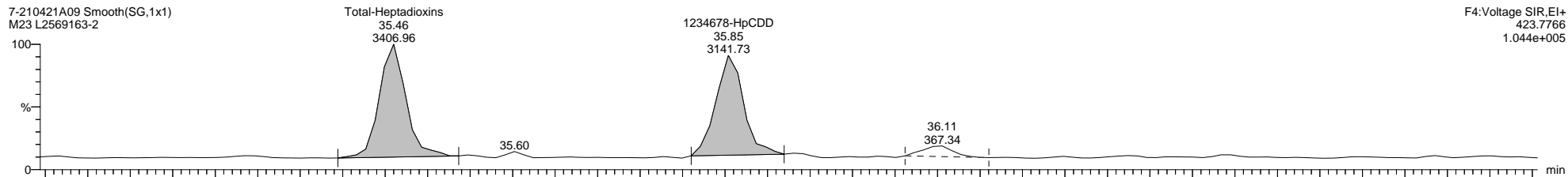


Dataset: I:\Organics Instrument\HIGHRES GCMS Completed Results Files\HR-7\7-210421A-M23-0422NA.qld

Last Altered: Monday, April 26, 2021 16:05:34 Eastern Daylight Time

Printed: Monday, April 26, 2021 16:06:52 Eastern Daylight Time

Name: 7-210421A09, Date: 21-Apr-2021, Time: 18:19:57, ID: L2569163-2, Description: M23, Vial: Tray1:8





Quantify Sample Template Report

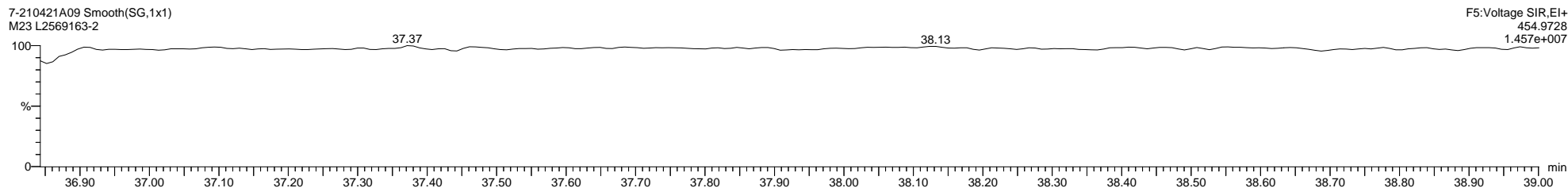
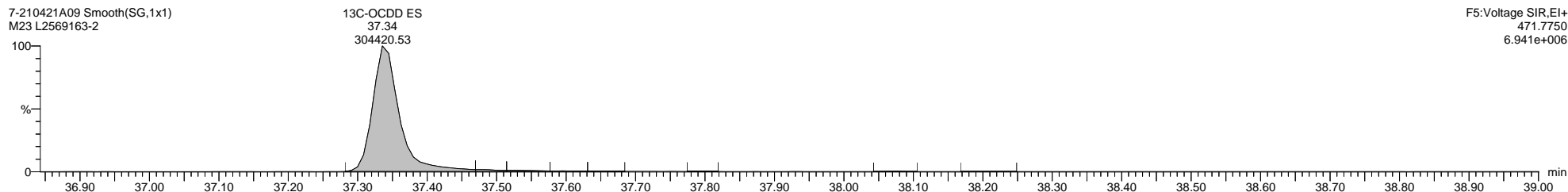

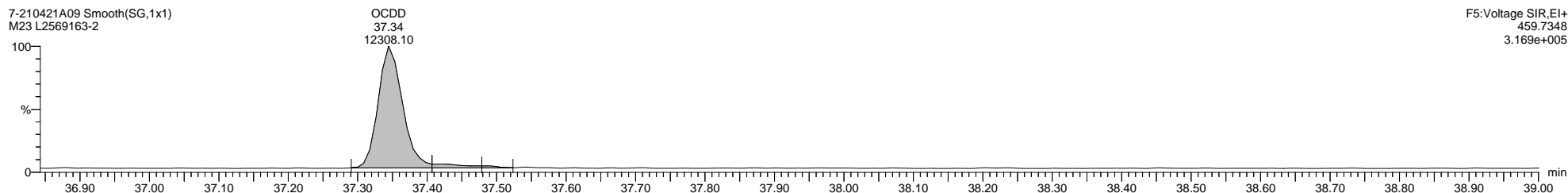

MassLynx MassLynx V4.1 SCN 901

Dataset: I:\Organics Instrument\HIGHRES GCMS Completed Results Files\HR-7\7-210421A-M23-0422NA.qld

Last Altered: Monday, April 26, 2021 16:05:34 Eastern Daylight Time

Printed: Monday, April 26, 2021 16:06:52 Eastern Daylight Time

Name: 7-210421A09, Date: 21-Apr-2021, Time: 18:19:57, ID: L2569163-2, Description: M23, Vial: Tray1:8

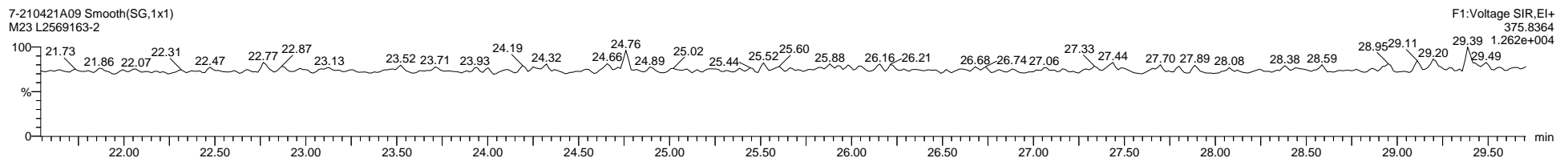
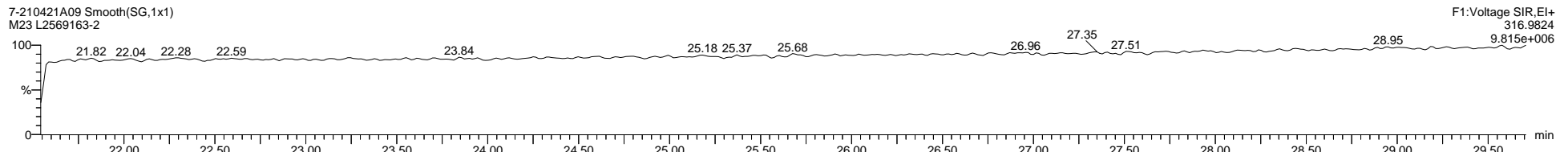
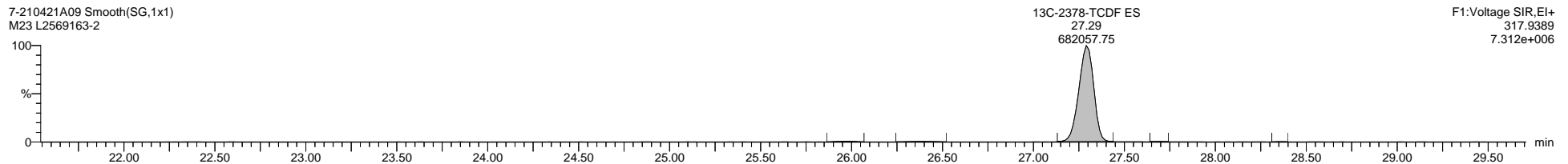
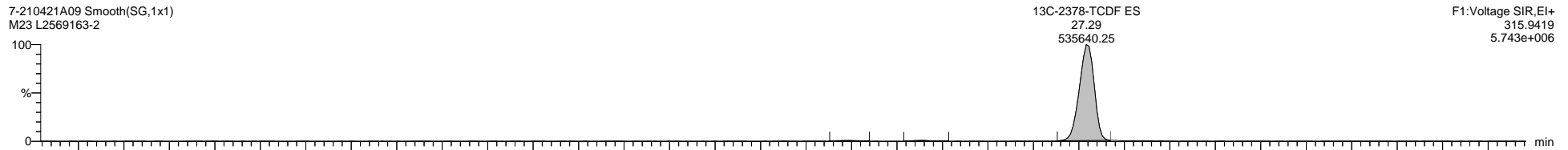
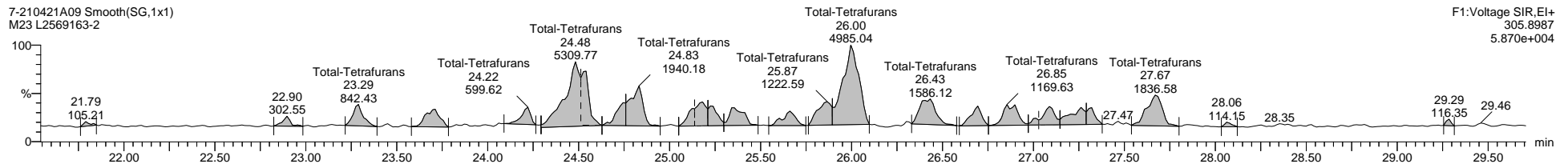
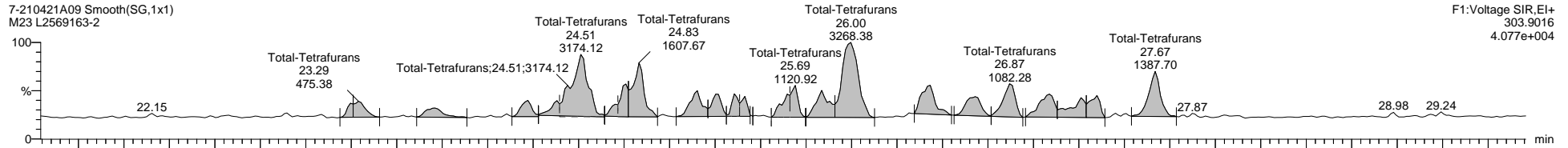


Dataset: I:\Organics Instrument\HIGHRES GCMS Completed Results Files\HR-7\7-210421A-M23-0422NA.qld

Last Altered: Monday, April 26, 2021 16:05:34 Eastern Daylight Time

Printed: Monday, April 26, 2021 16:06:52 Eastern Daylight Time

Name: 7-210421A09, Date: 21-Apr-2021, Time: 18:19:57, ID: L2569163-2, Description: M23, Vial: Tray1:8



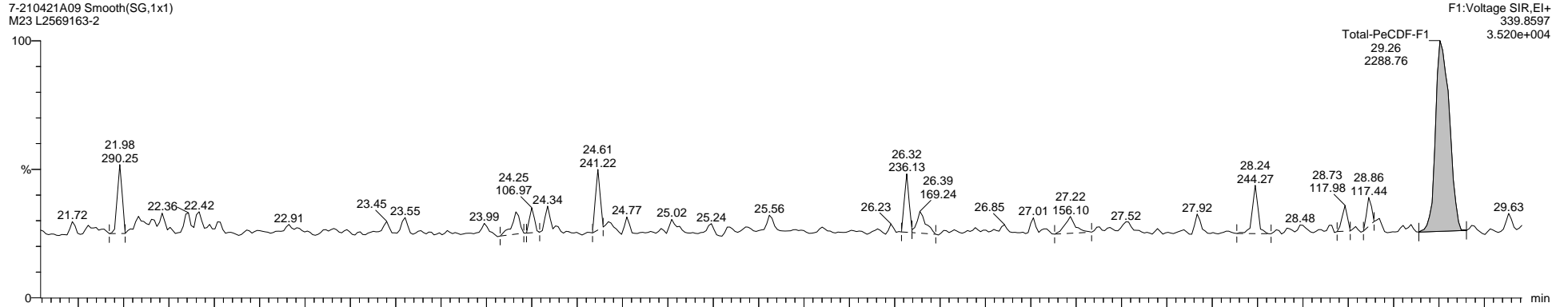
Dataset: I:\Organics Instrument\HIGHRES GCMS Completed Results Files\HR-7\7-210421A-M23-0422NA.qld

Last Altered: Monday, April 26, 2021 16:05:34 Eastern Daylight Time

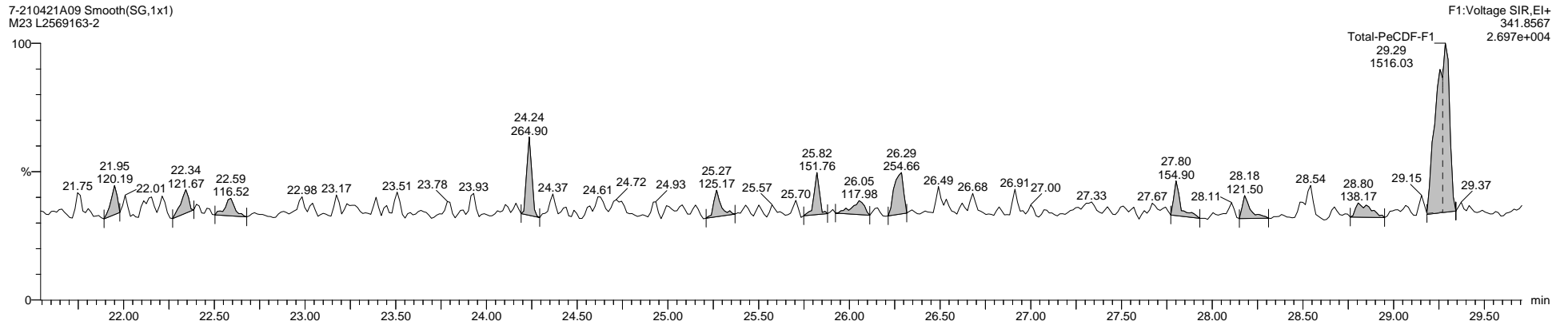
Printed: Monday, April 26, 2021 16:06:52 Eastern Daylight Time

Name: 7-210421A09, Date: 21-Apr-2021, Time: 18:19:57, ID: L2569163-2, Description: M23, Vial: Tray1:8

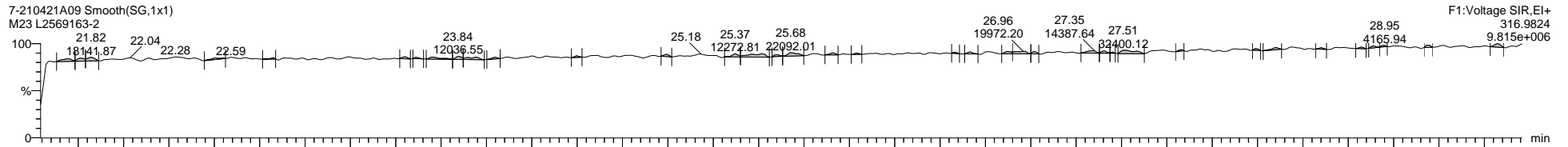
7-210421A09 Smooth(SG,1x1)  
M23 L2569163-2



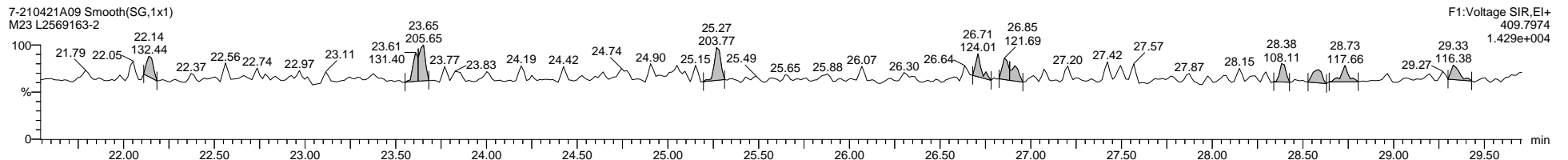
7-210421A09 Smooth(SG,1x1)  
M23 L2569163-2



7-210421A09 Smooth(SG,1x1)  
M23 L2569163-2



7-210421A09 Smooth(SG,1x1)  
M23 L2569163-2

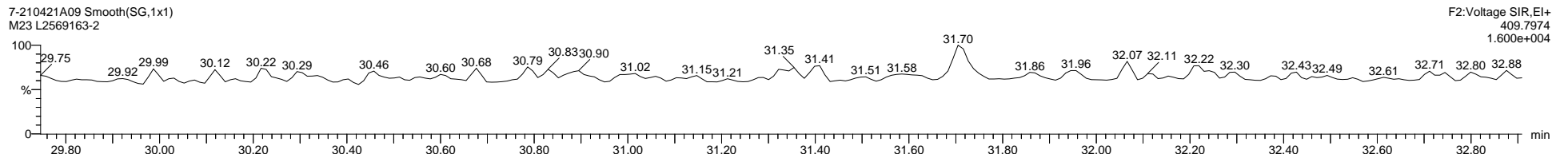
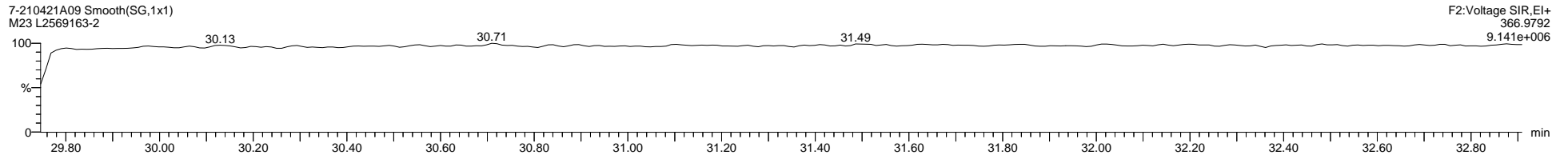
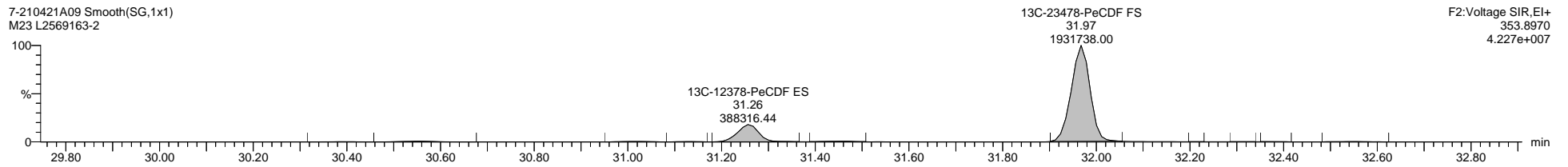
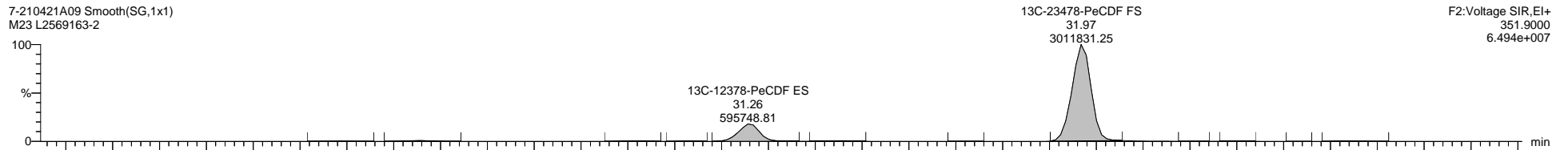
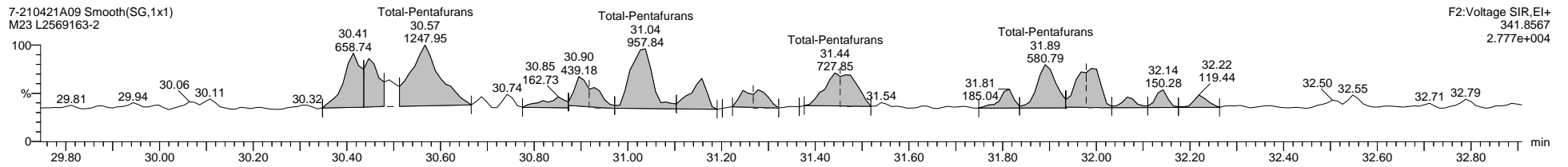
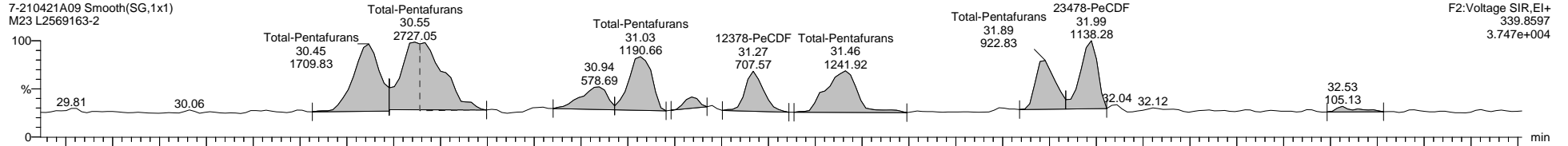


Dataset: I:\Organics Instrument\HIGHRES GCMS Completed Results Files\HR-7\7-210421A-M23-0422NA.qld

Last Altered: Monday, April 26, 2021 16:05:34 Eastern Daylight Time

Printed: Monday, April 26, 2021 16:06:52 Eastern Daylight Time

Name: 7-210421A09, Date: 21-Apr-2021, Time: 18:19:57, ID: L2569163-2, Description: M23, Vial: Tray1:8

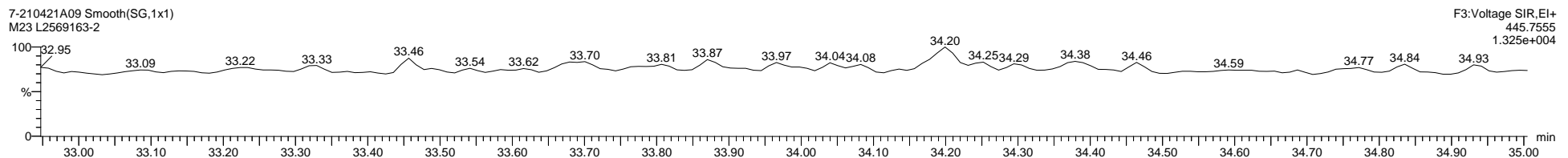
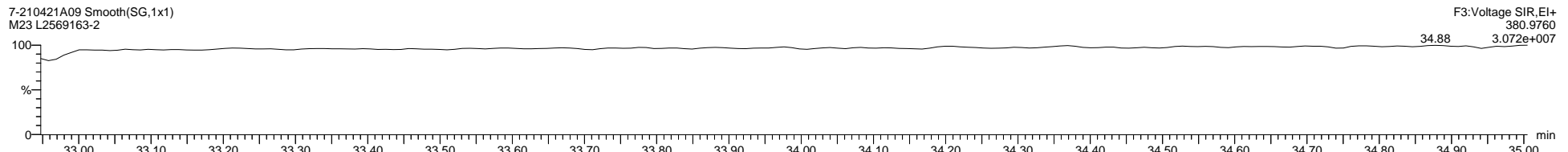
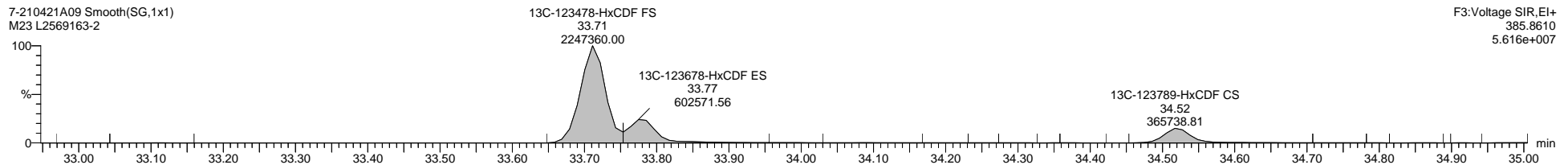

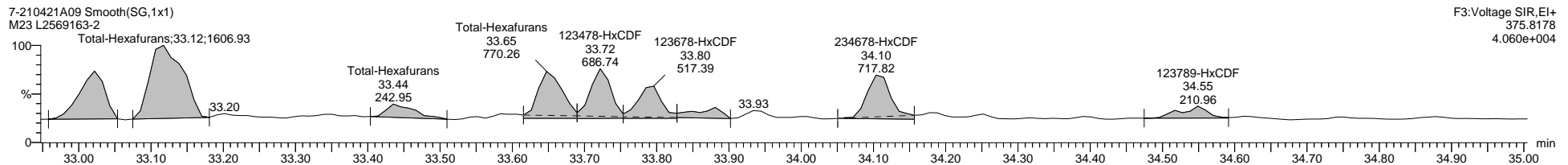
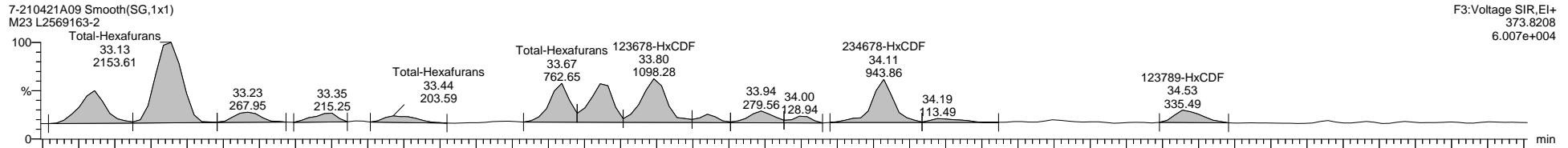


Dataset: I:\Organics Instrument\HIGHRES GCMS Completed Results Files\HR-7\7-210421A-M23-0422NA.qld

Last Altered: Monday, April 26, 2021 16:05:34 Eastern Daylight Time

Printed: Monday, April 26, 2021 16:06:52 Eastern Daylight Time

Name: 7-210421A09, Date: 21-Apr-2021, Time: 18:19:57, ID: L2569163-2, Description: M23, Vial: Tray1:8



Quantify Sample Template Report

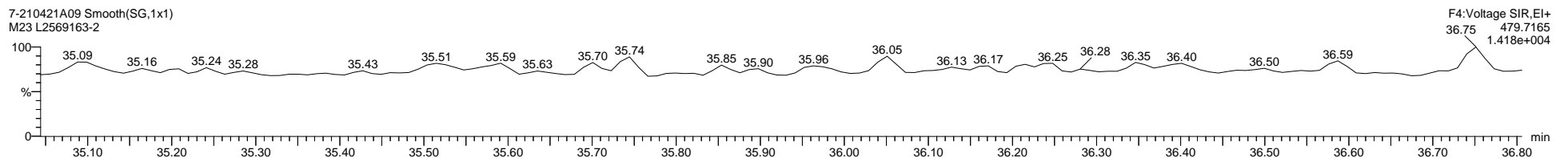
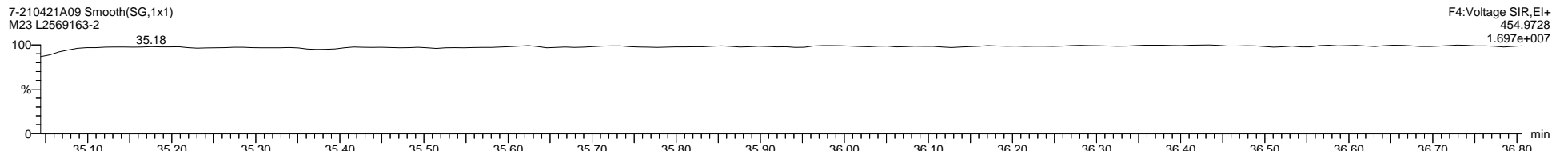
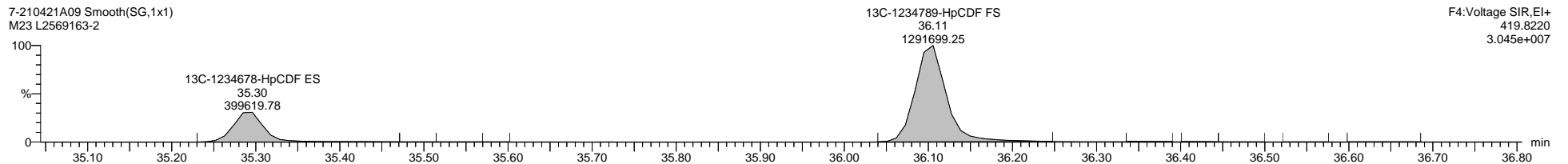
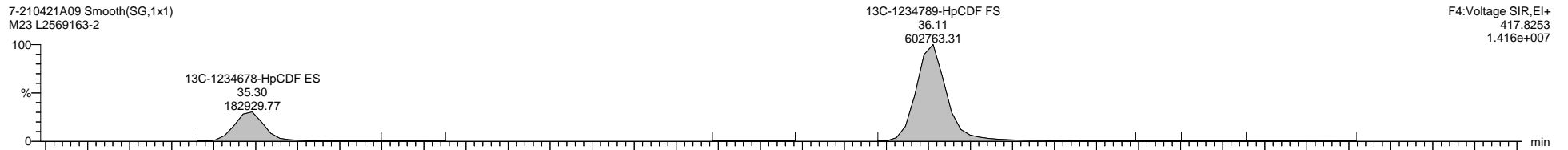
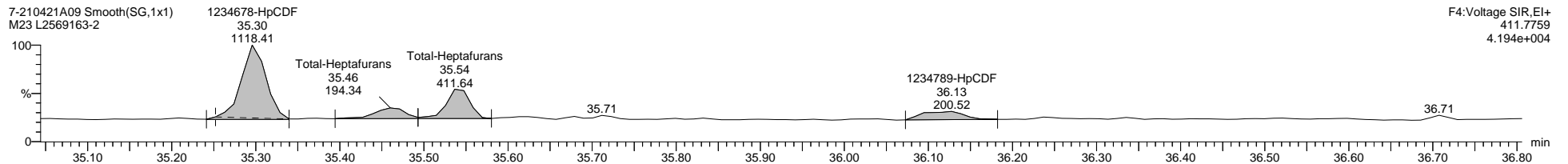
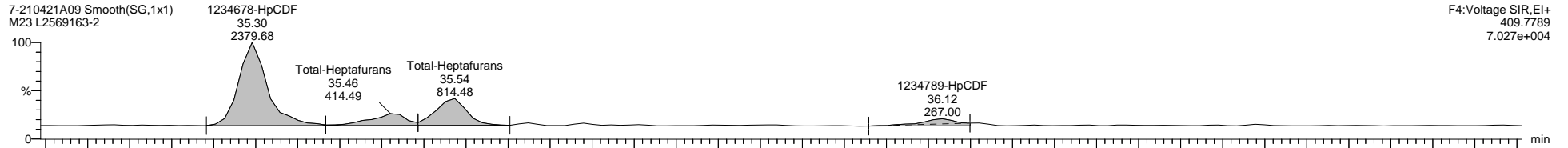
MassLynx MassLynx V4.1 SCN 901

Dataset: I:\Organics Instrument\HIGHRES GCMS Completed Results Files\HR-7\7-210421A-M23-0422NA.qld

Last Altered: Monday, April 26, 2021 16:05:34 Eastern Daylight Time

Printed: Monday, April 26, 2021 16:06:52 Eastern Daylight Time

Name: 7-210421A09, Date: 21-Apr-2021, Time: 18:19:57, ID: L2569163-2, Description: M23, Vial: Tray1:8



Quantify Sample Template Report

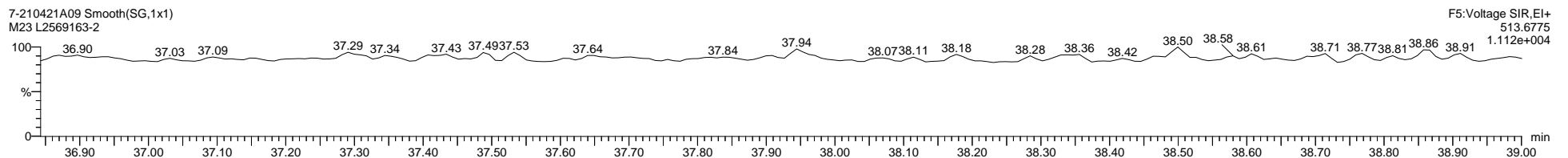
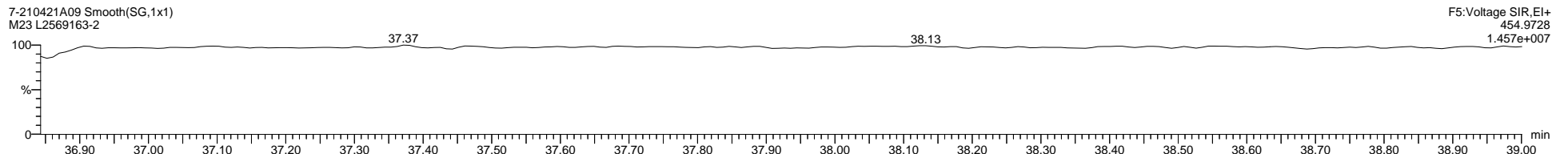
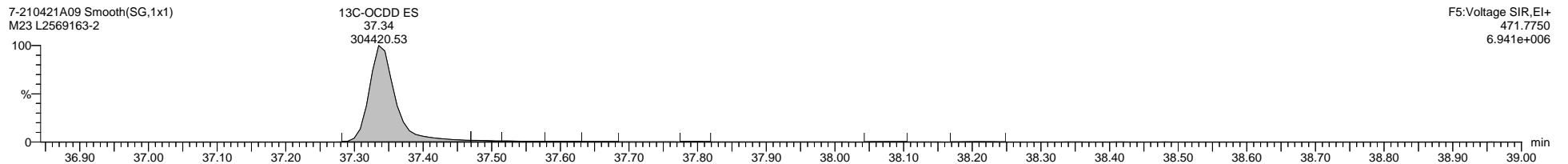

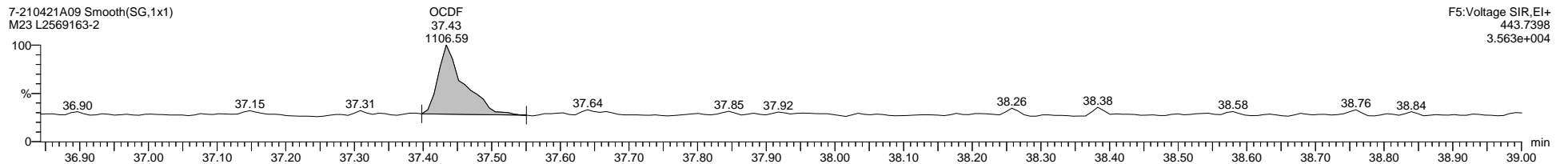
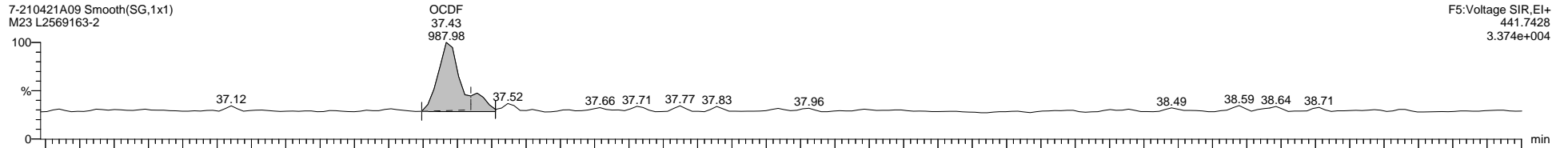
MassLynx MassLynx V4.1 SCN 901

Dataset: I:\Organics Instrument\HIGHRES GCMS Completed Results Files\HR-7\7-210421A-M23-0422NA.qld

Last Altered: Monday, April 26, 2021 16:05:34 Eastern Daylight Time

Printed: Monday, April 26, 2021 16:06:52 Eastern Daylight Time

Name: 7-210421A09, Date: 21-Apr-2021, Time: 18:19:57, ID: L2569163-2, Description: M23, Vial: Tray1:8



Quantify Sample Template Report

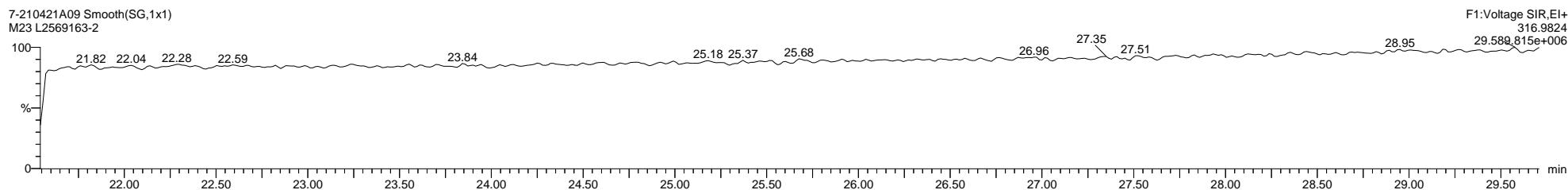
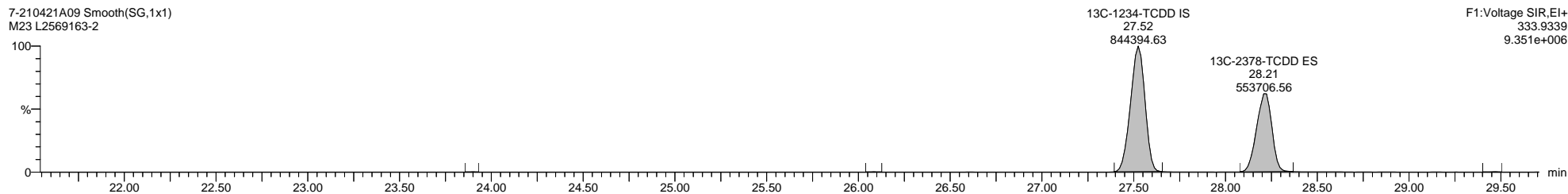

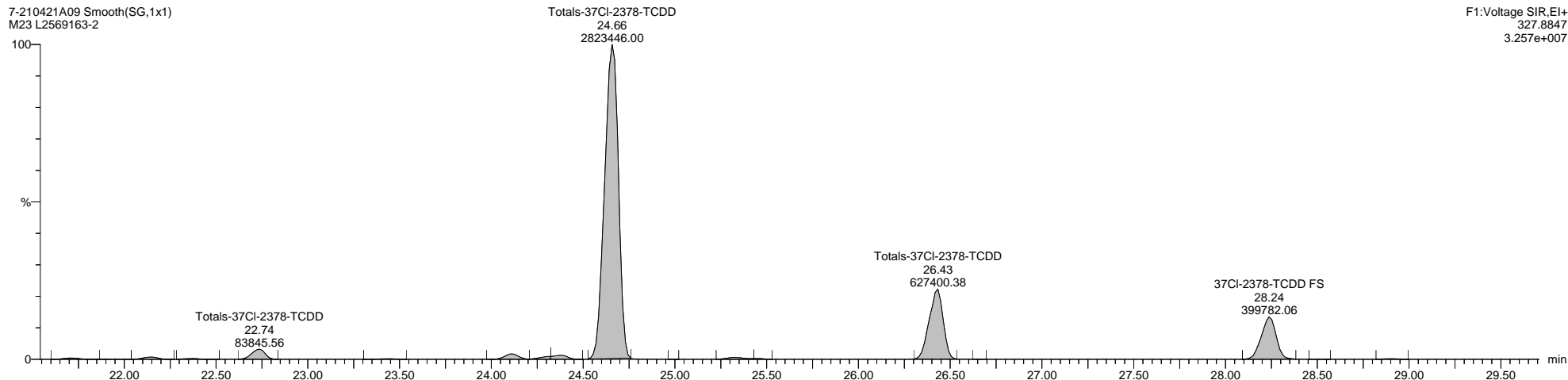
MassLynx MassLynx V4.1 SCN 901

Dataset: I:\Organics Instrument\HIGHRES GCMS Completed Results Files\HR-7\7-210421A-M23-0422NA.qld

Last Altered: Monday, April 26, 2021 16:05:34 Eastern Daylight Time

Printed: Monday, April 26, 2021 16:06:52 Eastern Daylight Time

Name: 7-210421A09, Date: 21-Apr-2021, Time: 18:19:57, ID: L2569163-2, Description: M23, Vial: Tray1:8





Quantify Sample Template Report

MassLynx MassLynx V4.1 SCN 901

Dataset: I:\Organics Instrument\HIGHRES GCMS Completed Results Files\HR-7\7-210421A-M23-0422NA.qld

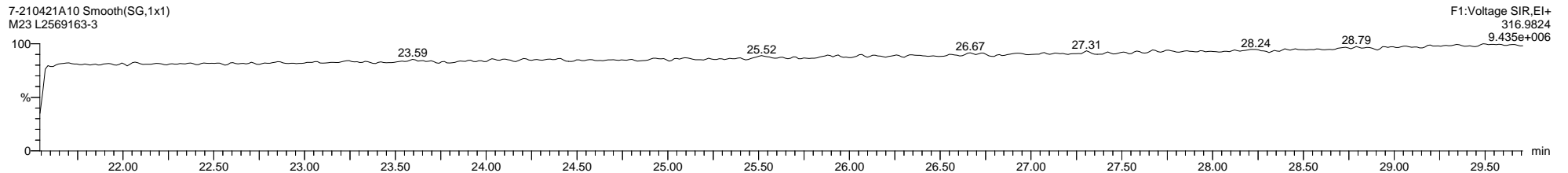
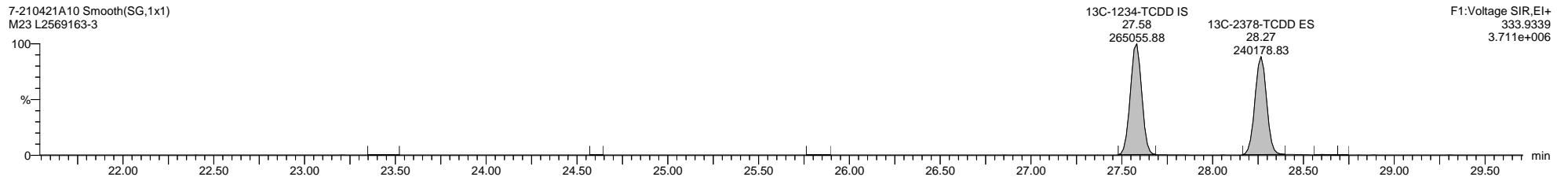

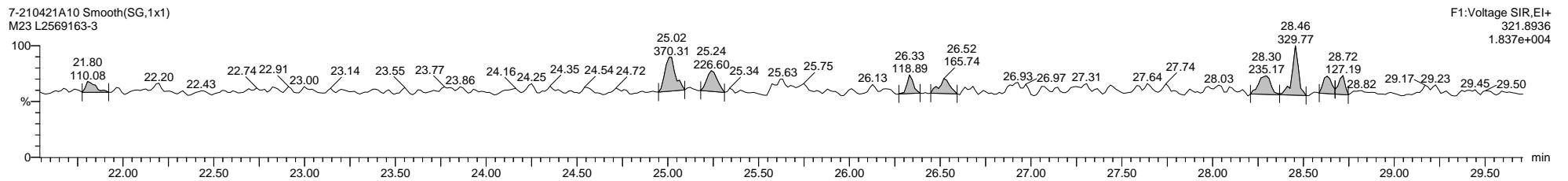
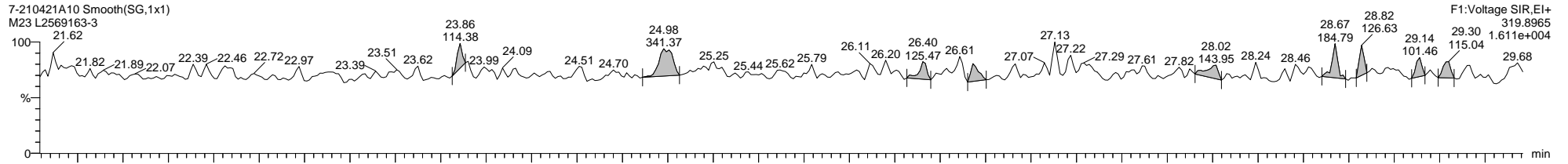
Last Altered: Monday, April 26, 2021 16:05:34 Eastern Daylight Time

Printed: Monday, April 26, 2021 16:06:52 Eastern Daylight Time

Method: C:\MassLynx\Dioxin.PRO\MethDB\Dioxin\_M23.mdb 22 Apr 2021 09:24:29

Calibration: C:\MassLynx\Dioxin.PRO\CurveDB\7-210419A-CAL5-M23.cdb 21 Apr 2021 13:52:54

Name: 7-210421A10, Date: 21-Apr-2021, Time: 19:02:18, ID: L2569163-3, Description: M23, Vial: Tray1:9

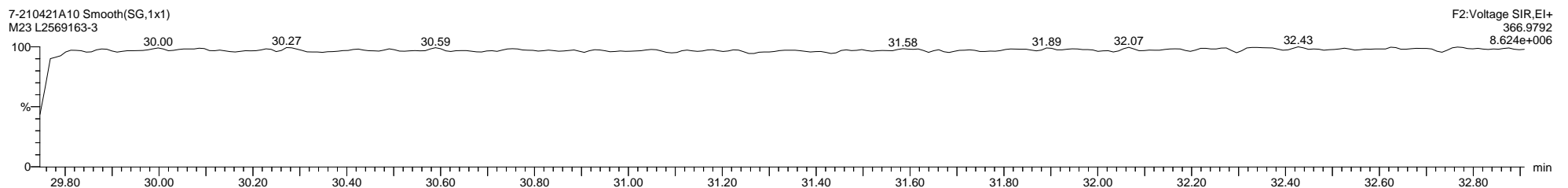
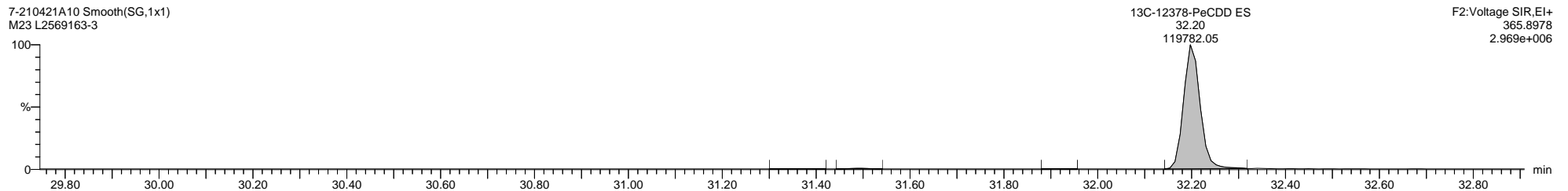
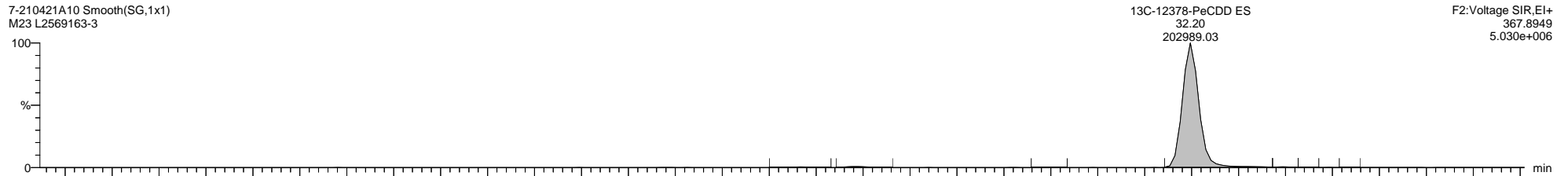
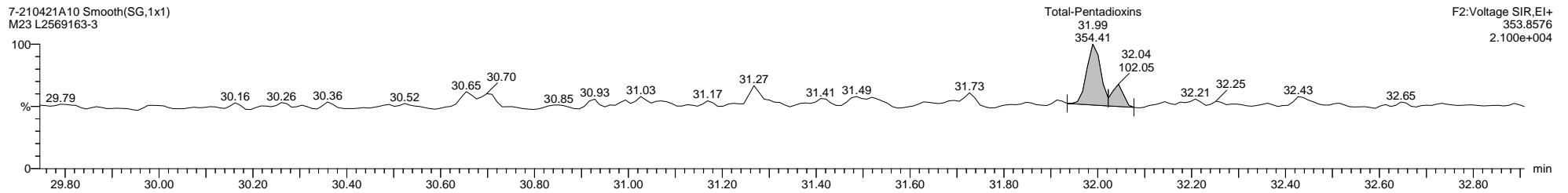
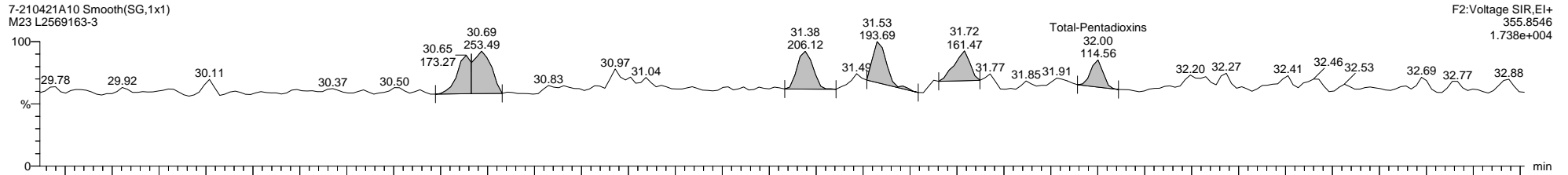


Dataset: I:\Organics Instrument\HIGHRES GCMS Completed Results Files\HR-7\7-210421A-M23-0422NA.qld

Last Altered: Monday, April 26, 2021 16:05:34 Eastern Daylight Time

Printed: Monday, April 26, 2021 16:06:52 Eastern Daylight Time

Name: 7-210421A10, Date: 21-Apr-2021, Time: 19:02:18, ID: L2569163-3, Description: M23, Vial: Tray1:9

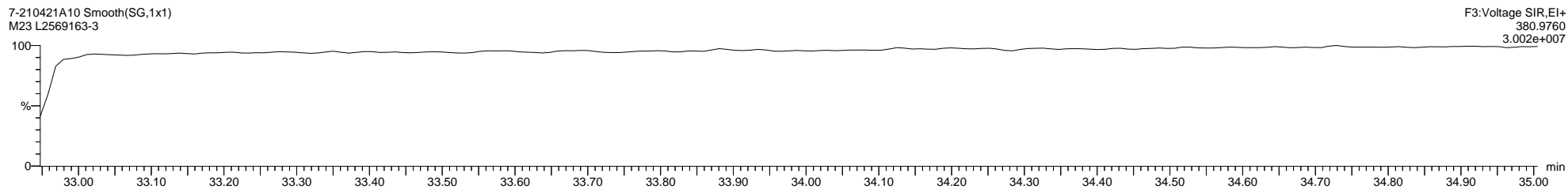
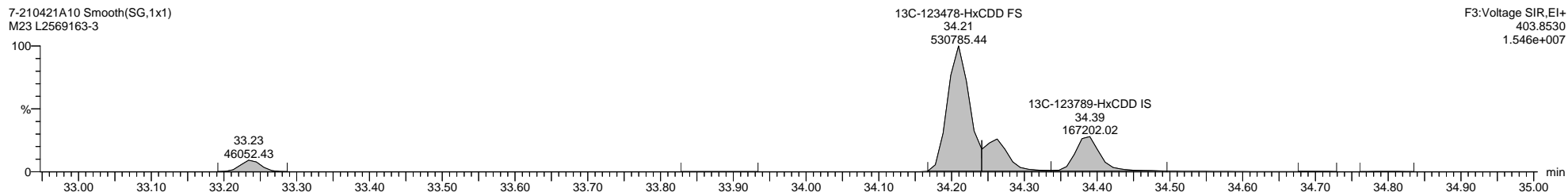

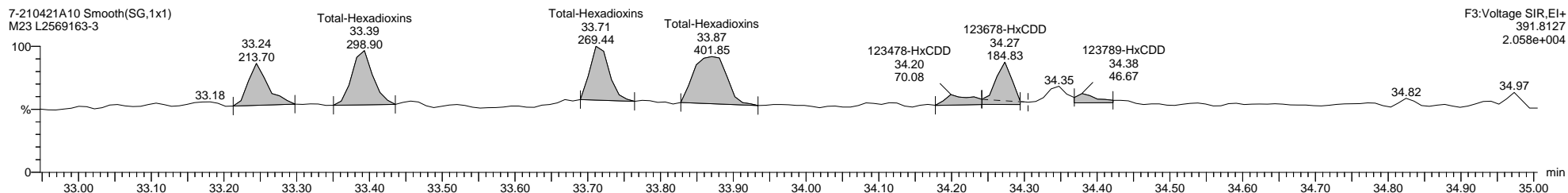
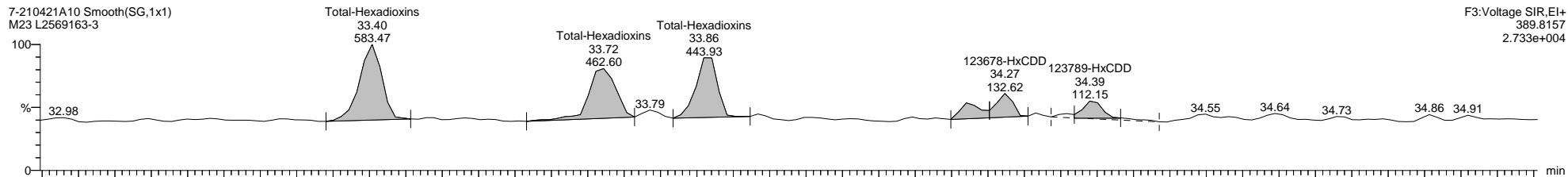


Dataset: I:\Organics Instrument\HIGHRES GCMS Completed Results Files\HR-7\7-210421A-M23-0422NA.qld

Last Altered: Monday, April 26, 2021 16:05:34 Eastern Daylight Time

Printed: Monday, April 26, 2021 16:06:52 Eastern Daylight Time

Name: 7-210421A10, Date: 21-Apr-2021, Time: 19:02:18, ID: L2569163-3, Description: M23, Vial: Tray1:9

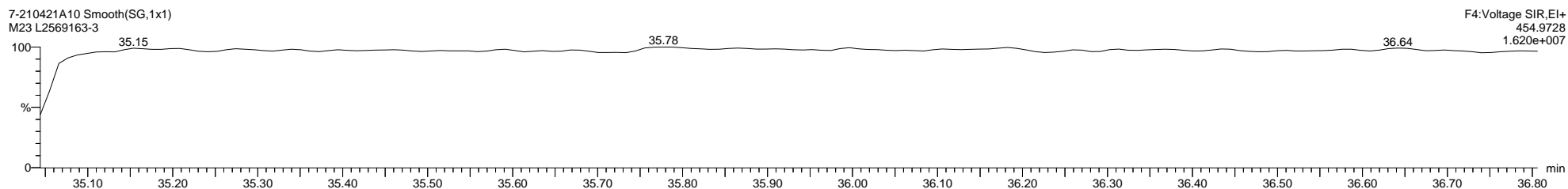
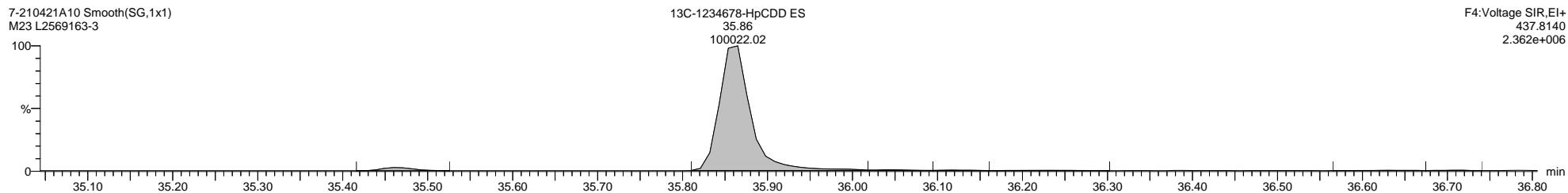
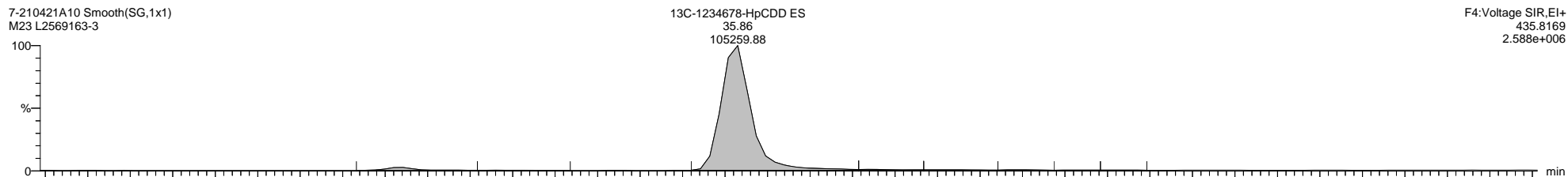
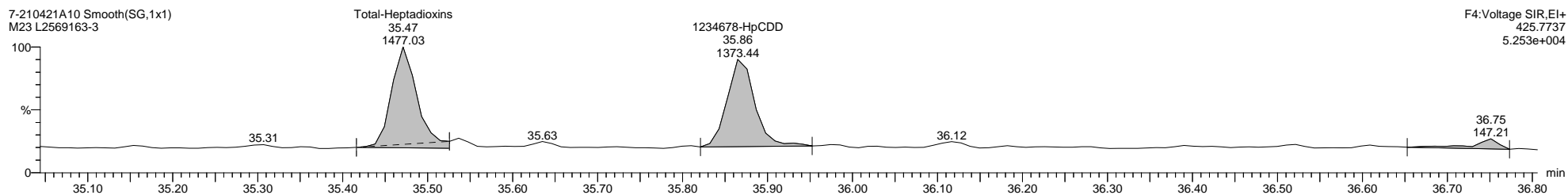
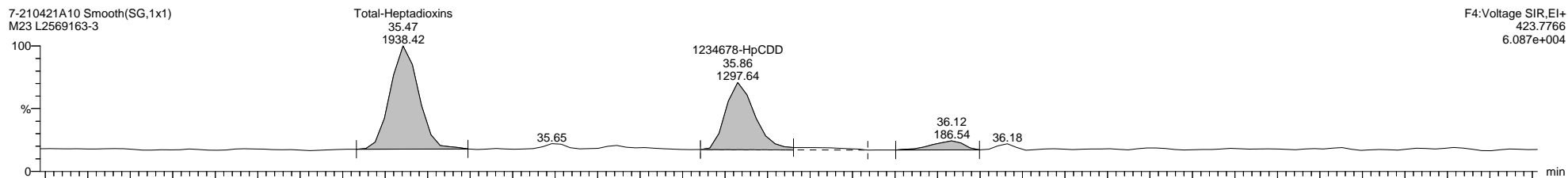


Dataset: I:\Organics Instrument\HIGHRES GCMS Completed Results Files\HR-7\7-210421A-M23-0422NA.qld

Last Altered: Monday, April 26, 2021 16:05:34 Eastern Daylight Time

Printed: Monday, April 26, 2021 16:06:52 Eastern Daylight Time

Name: 7-210421A10, Date: 21-Apr-2021, Time: 19:02:18, ID: L2569163-3, Description: M23, Vial: Tray1:9

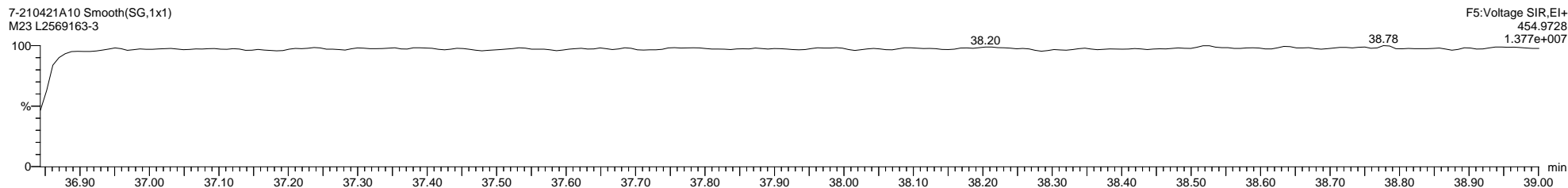
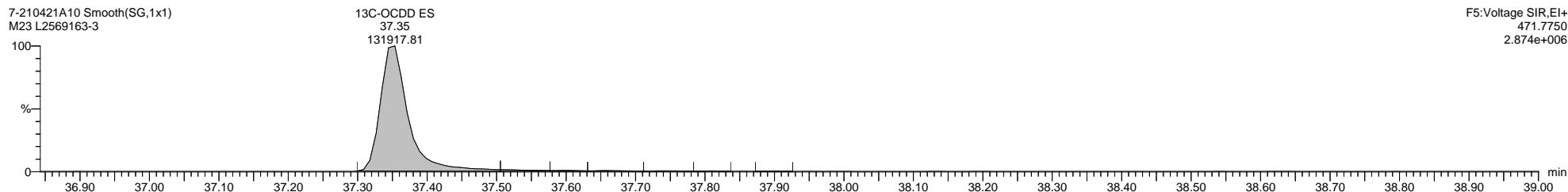

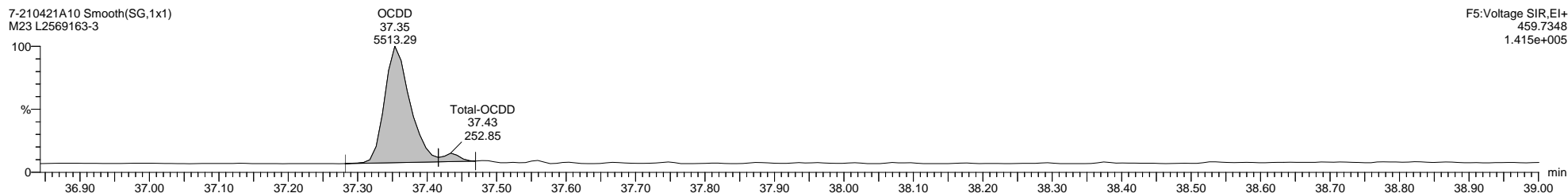
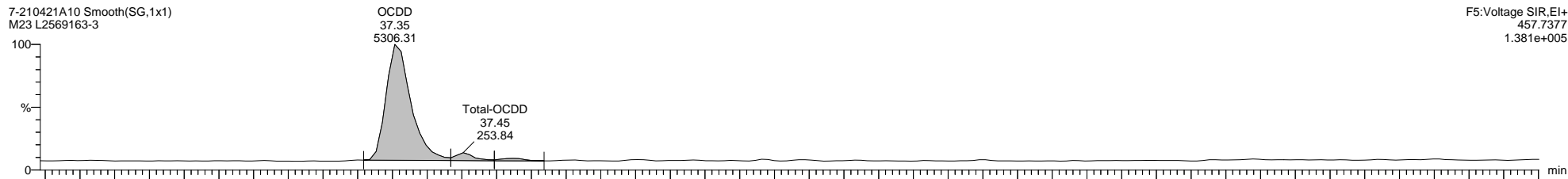


Dataset: I:\Organics Instrument\HIGHRES GCMS Completed Results Files\HR-7\7-210421A-M23-0422NA.qld

Last Altered: Monday, April 26, 2021 16:05:34 Eastern Daylight Time

Printed: Monday, April 26, 2021 16:06:52 Eastern Daylight Time

Name: 7-210421A10, Date: 21-Apr-2021, Time: 19:02:18, ID: L2569163-3, Description: M23, Vial: Tray1:9

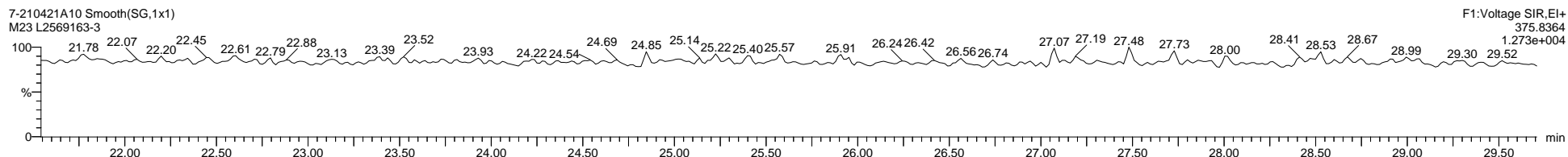
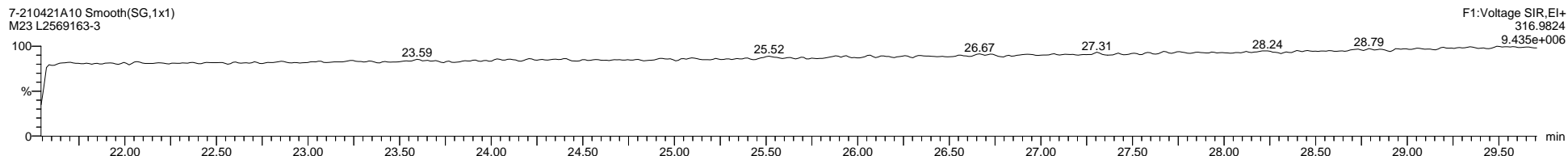
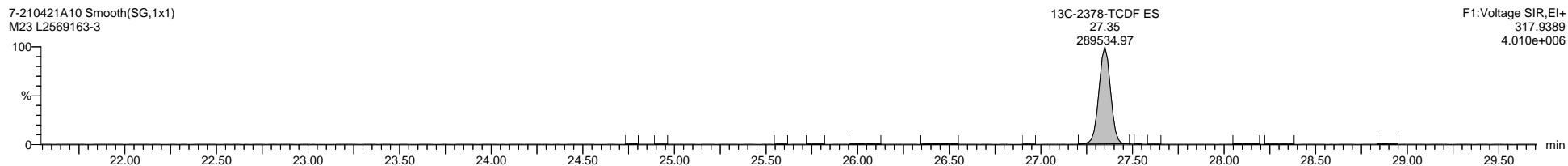
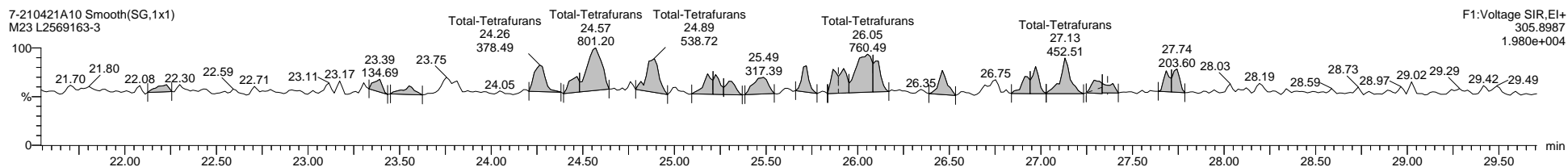
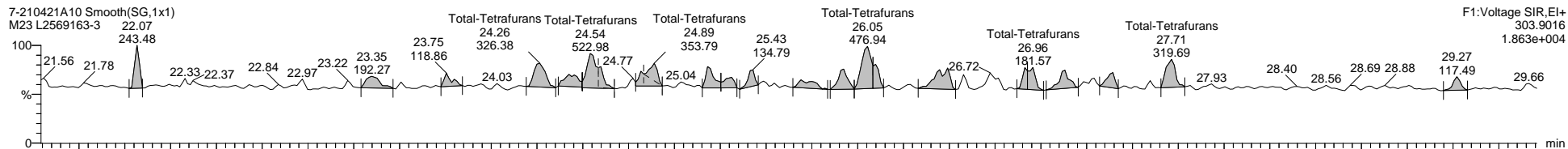


Dataset: I:\Organics Instrument\HIGHRES GCMS Completed Results Files\HR-7\7-210421A-M23-0422NA.qld

Last Altered: Monday, April 26, 2021 16:05:34 Eastern Daylight Time

Printed: Monday, April 26, 2021 16:06:52 Eastern Daylight Time

Name: 7-210421A10, Date: 21-Apr-2021, Time: 19:02:18, ID: L2569163-3, Description: M23, Vial: Tray1:9



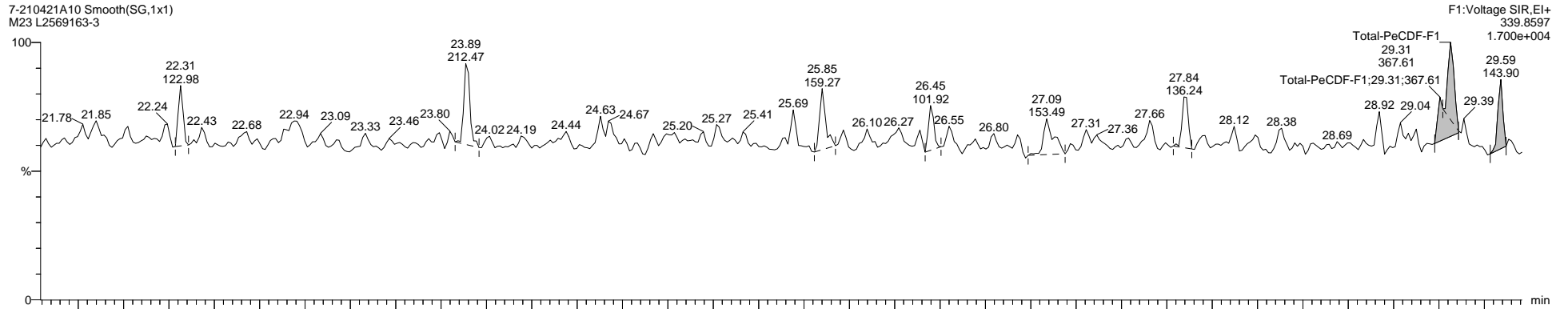
Dataset: I:\Organics Instrument\HIGHRES GCMS Completed Results Files\HR-7\7-210421A-M23-0422NA.qld

Last Altered: Monday, April 26, 2021 16:05:34 Eastern Daylight Time

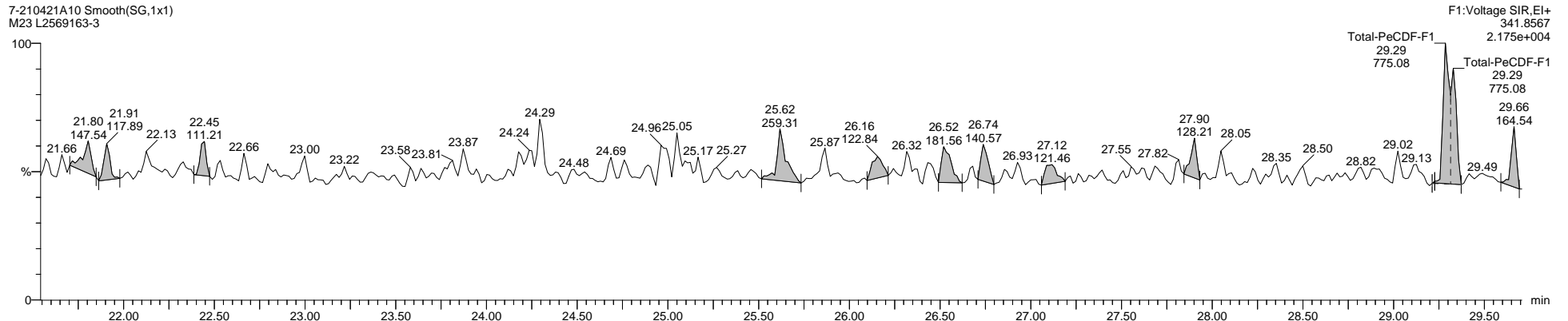
Printed: Monday, April 26, 2021 16:06:52 Eastern Daylight Time

Name: 7-210421A10, Date: 21-Apr-2021, Time: 19:02:18, ID: L2569163-3, Description: M23, Vial: Tray1:9

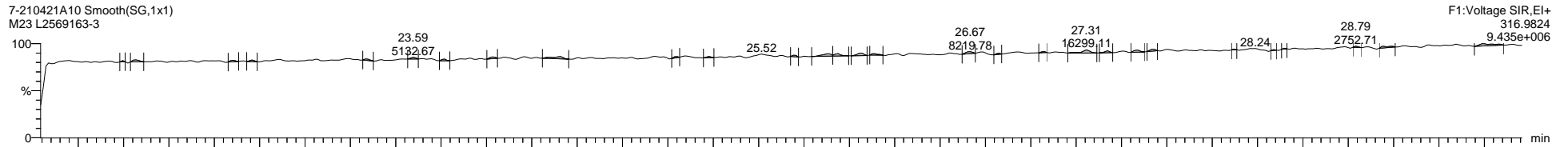
7-210421A10 Smooth(SG,1x1)  
M23 L2569163-3



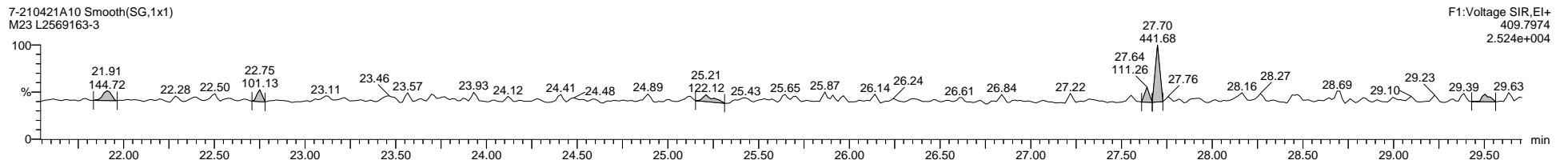
7-210421A10 Smooth(SG,1x1)  
M23 L2569163-3



7-210421A10 Smooth(SG,1x1)  
M23 L2569163-3



7-210421A10 Smooth(SG,1x1)  
M23 L2569163-3

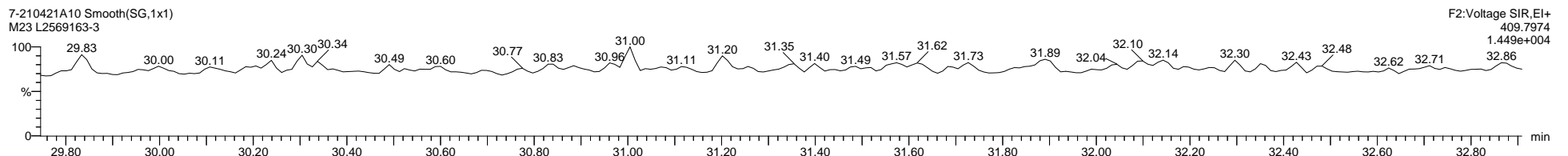
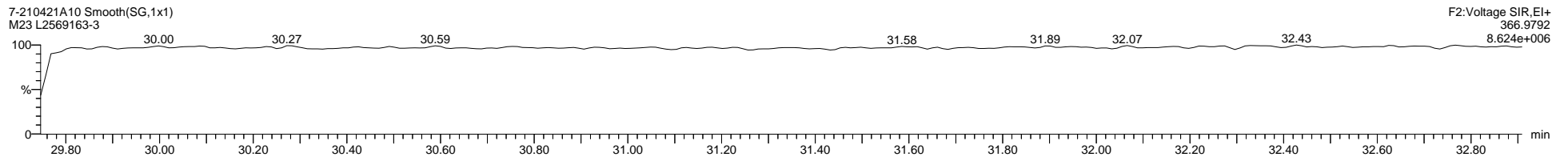
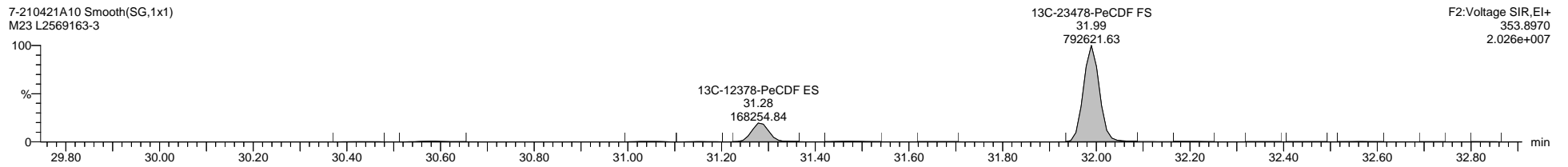
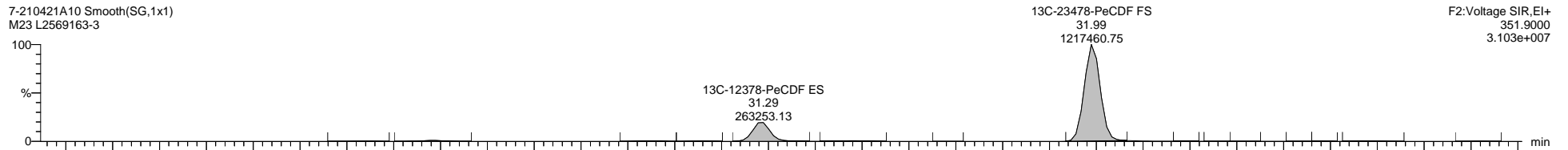
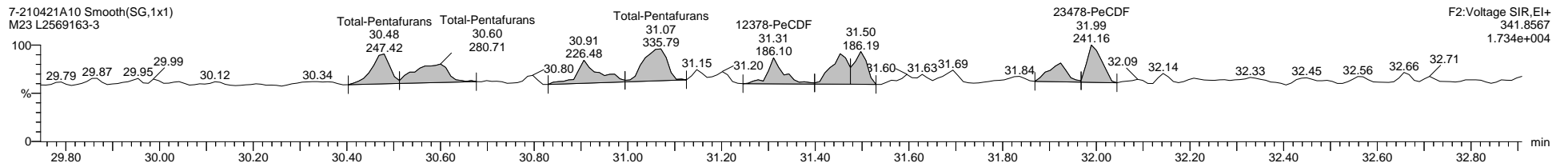
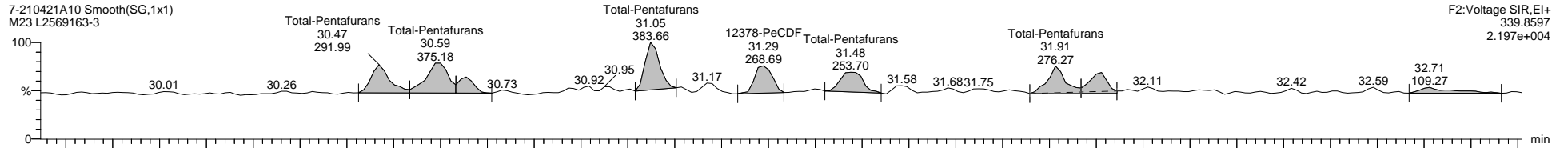


Dataset: I:\Organics Instrument\HIGHRES GCMS Completed Results Files\HR-7\7-210421A-M23-0422NA.qld

Last Altered: Monday, April 26, 2021 16:05:34 Eastern Daylight Time

Printed: Monday, April 26, 2021 16:06:52 Eastern Daylight Time

Name: 7-210421A10, Date: 21-Apr-2021, Time: 19:02:18, ID: L2569163-3, Description: M23, Vial: Tray1:9



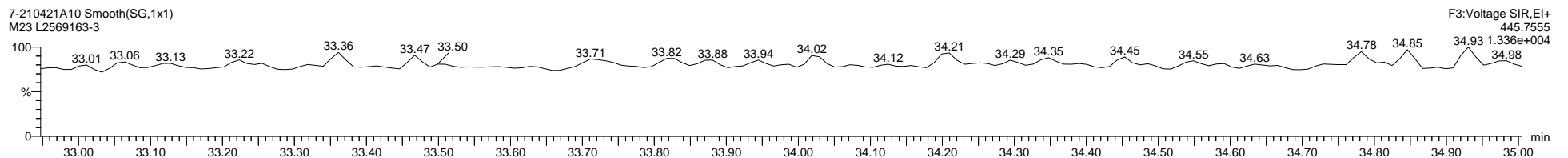
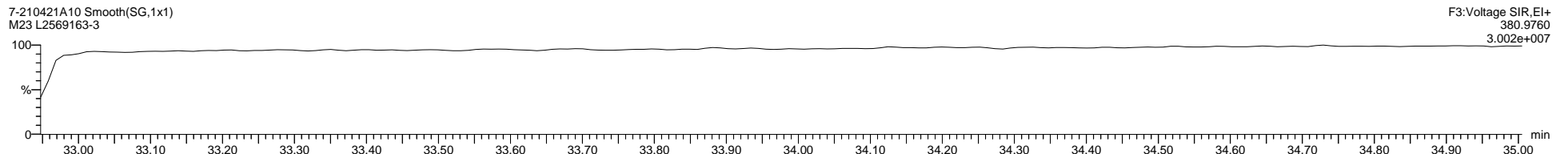
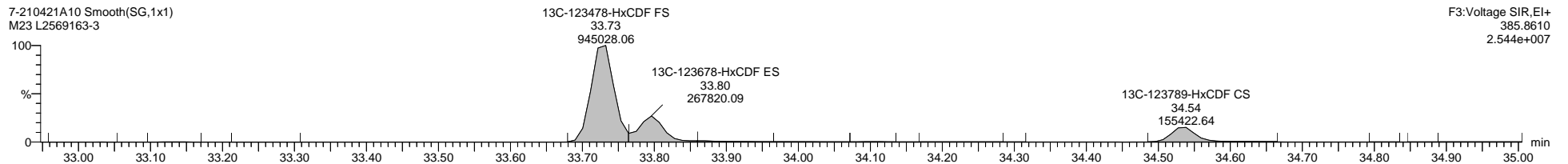

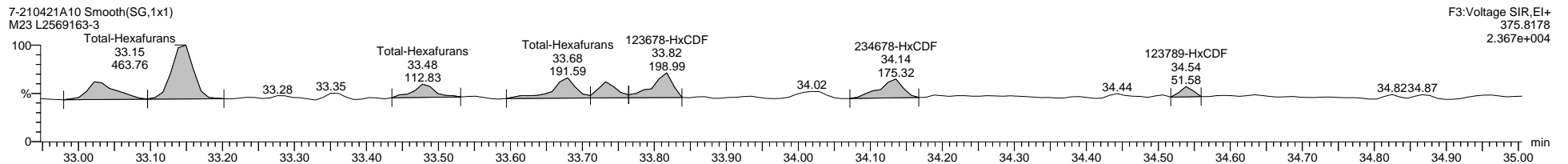
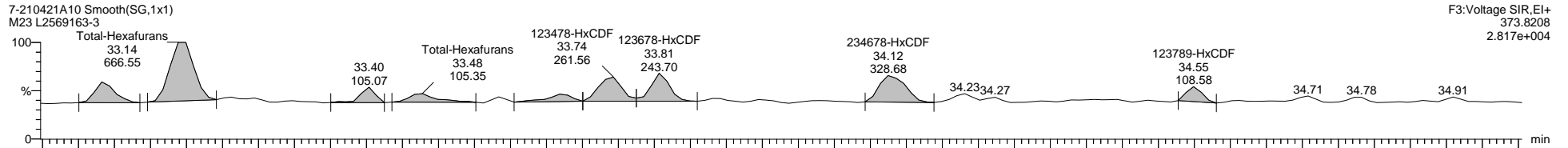


Dataset: I:\Organics Instrument\HIGHRES GCMS Completed Results Files\HR-7\7-210421A-M23-0422NA.qld

Last Altered: Monday, April 26, 2021 16:05:34 Eastern Daylight Time

Printed: Monday, April 26, 2021 16:06:52 Eastern Daylight Time

Name: 7-210421A10, Date: 21-Apr-2021, Time: 19:02:18, ID: L2569163-3, Description: M23, Vial: Tray1:9



Quantify Sample Template Report

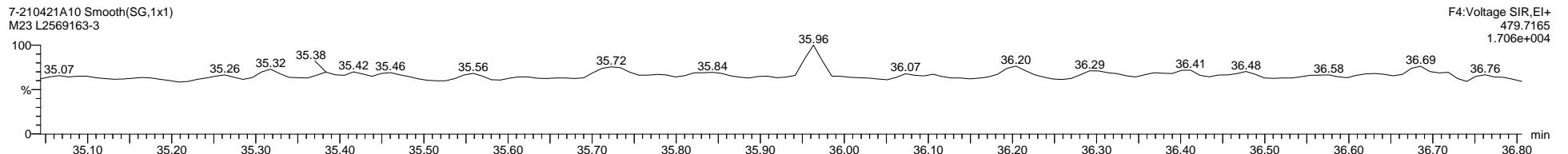
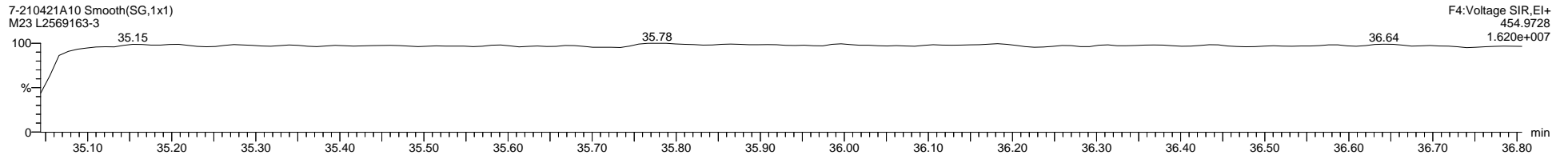
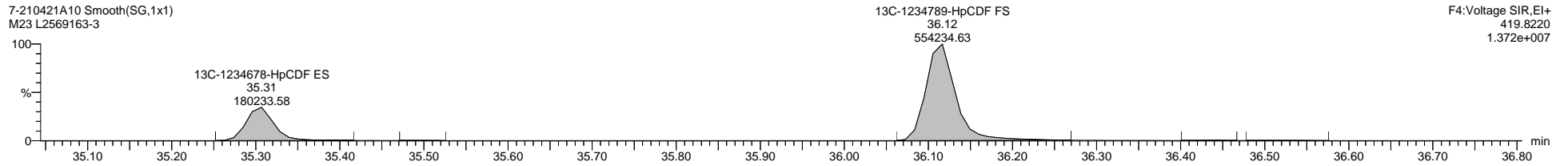
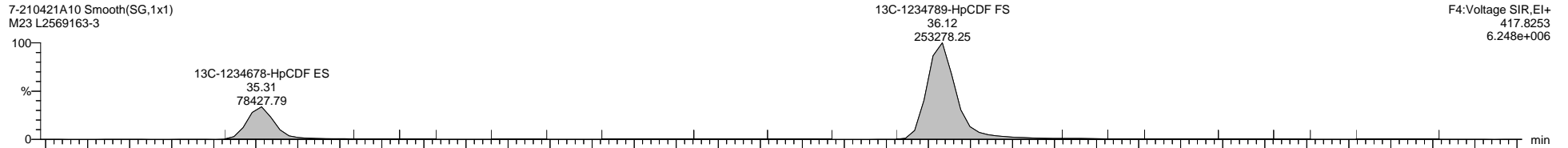
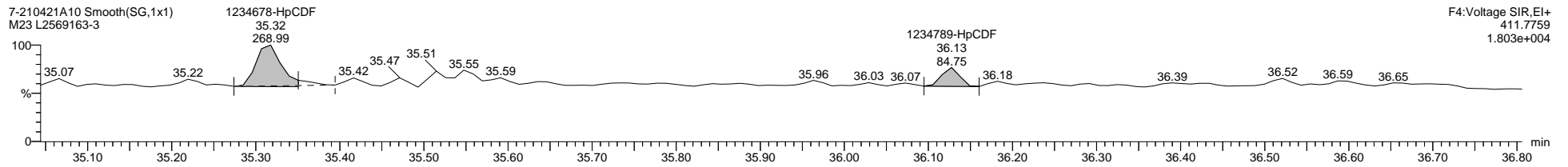
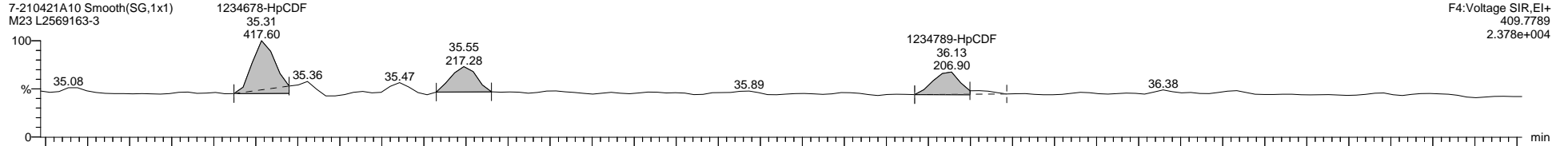
MassLynx MassLynx V4.1 SCN 901

Dataset: I:\Organics Instrument\HIGHRES GCMS Completed Results Files\HR-7\7-210421A-M23-0422NA.qld

Last Altered: Monday, April 26, 2021 16:05:34 Eastern Daylight Time

Printed: Monday, April 26, 2021 16:06:52 Eastern Daylight Time

Name: 7-210421A10, Date: 21-Apr-2021, Time: 19:02:18, ID: L2569163-3, Description: M23, Vial: Tray1:9



Quantify Sample Template Report

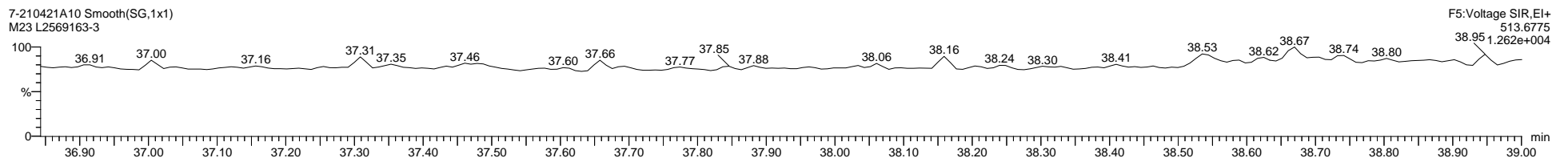
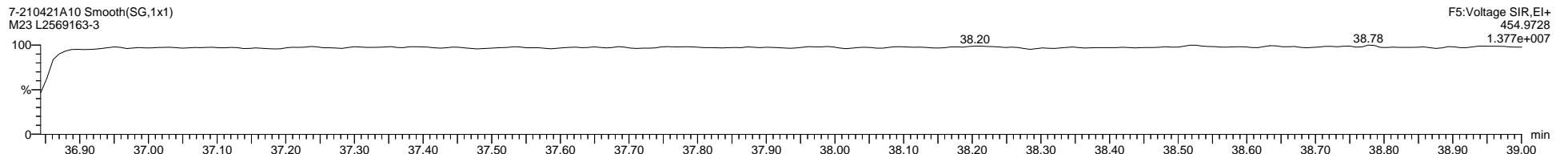
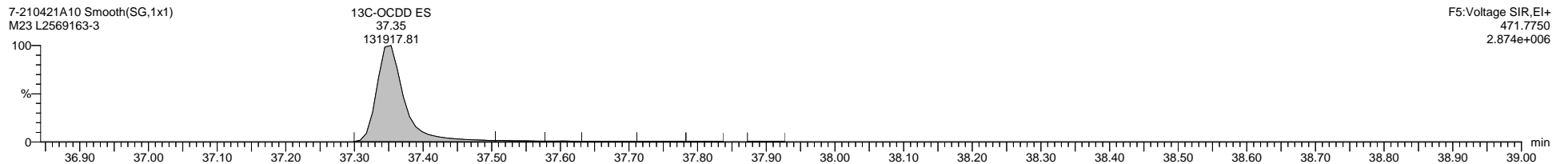

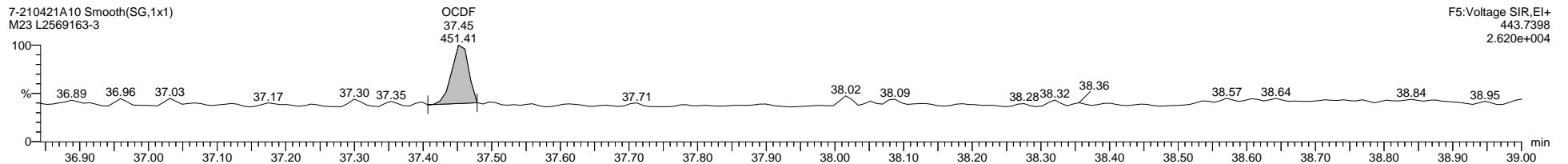
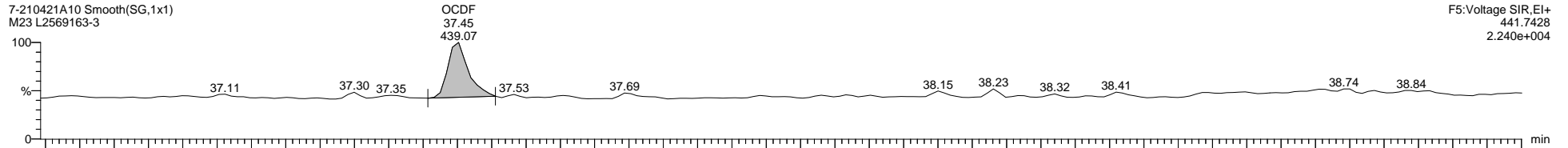
MassLynx MassLynx V4.1 SCN 901

Dataset: I:\Organics Instrument\HIGHRES GCMS Completed Results Files\HR-7\7-210421A-M23-0422NA.qld

Last Altered: Monday, April 26, 2021 16:05:34 Eastern Daylight Time

Printed: Monday, April 26, 2021 16:06:52 Eastern Daylight Time

Name: 7-210421A10, Date: 21-Apr-2021, Time: 19:02:18, ID: L2569163-3, Description: M23, Vial: Tray1:9



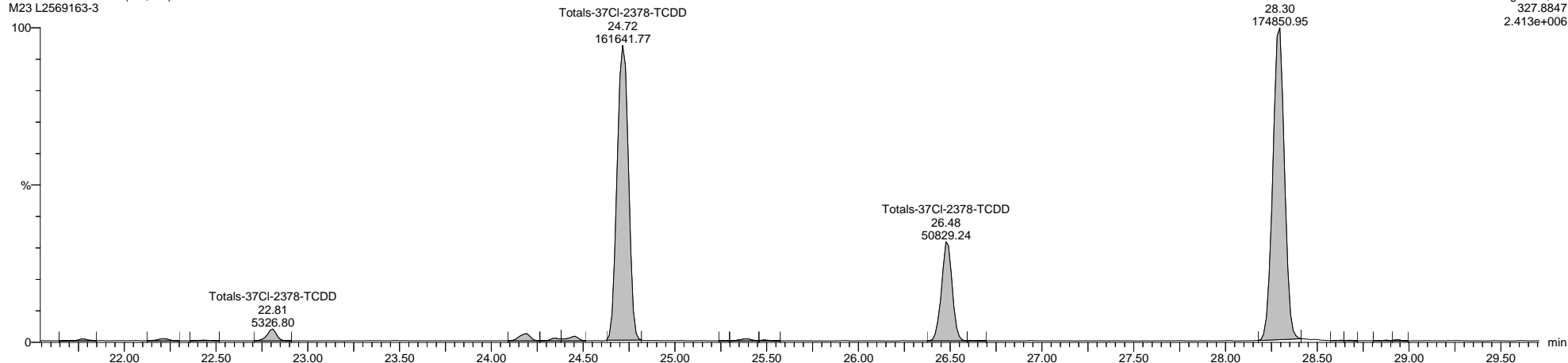
Dataset: I:\Organics Instrument\HIGHRES GCMS Completed Results Files\HR-7\7-210421A-M23-0422NA.qld

Last Altered: Monday, April 26, 2021 16:05:34 Eastern Daylight Time

Printed: Monday, April 26, 2021 16:06:52 Eastern Daylight Time

Name: 7-210421A10, Date: 21-Apr-2021, Time: 19:02:18, ID: L2569163-3, Description: M23, Vial: Tray1:9

7-210421A10 Smooth(SG,1x1)  
M23 L2569163-3



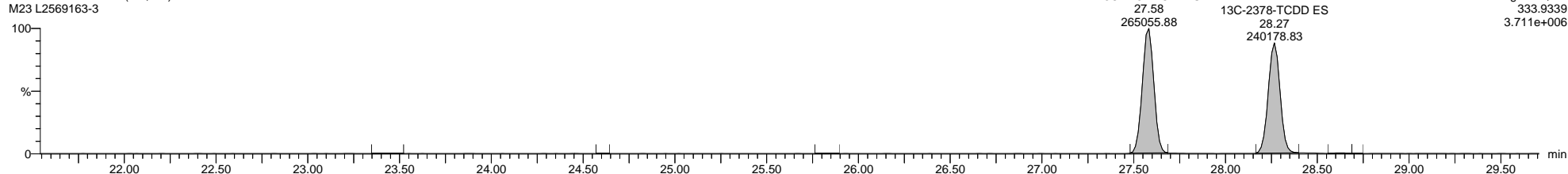
F1:Voltage SIR,EI+  
327.8847  
2.413e+006

7-210421A10 Smooth(SG,1x1)  
M23 L2569163-3



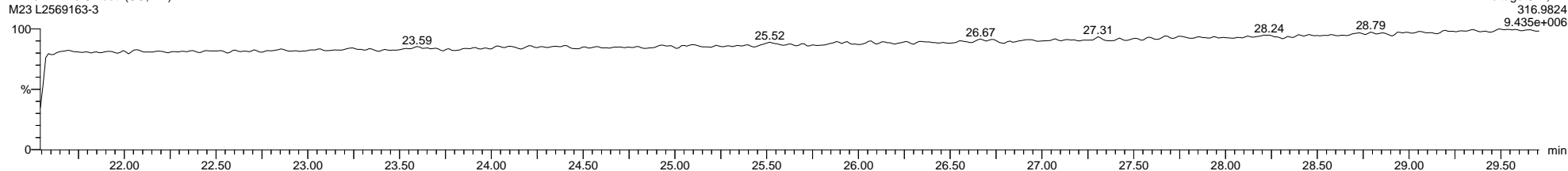
F1:Voltage SIR,EI+  
331.9368  
2.837e+006

7-210421A10 Smooth(SG,1x1)  
M23 L2569163-3



F1:Voltage SIR,EI+  
333.9339  
3.711e+006

7-210421A10 Smooth(SG,1x1)  
M23 L2569163-3



F1:Voltage SIR,EI+  
316.9824  
9.435e+006

Quantify Sample Template Report

MassLynx MassLynx V4.1 SCN 901

Dataset: I:\Organics Instrument\HIGHRES GCMS Completed Results Files\HR-7\7-210421A-M23-0422NA.qld

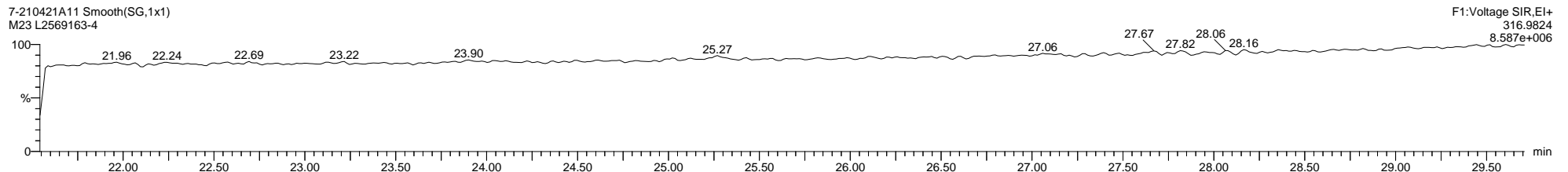
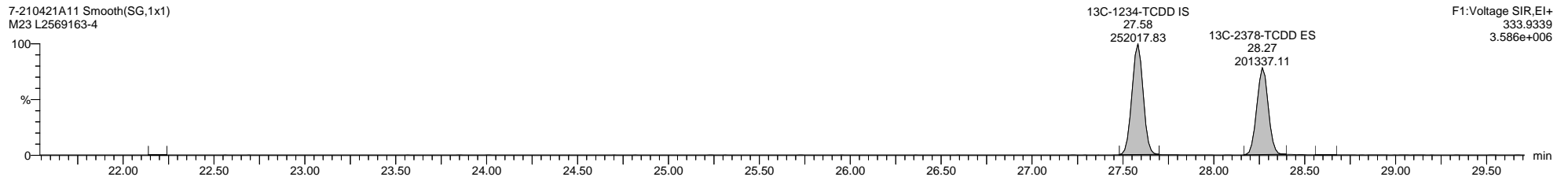

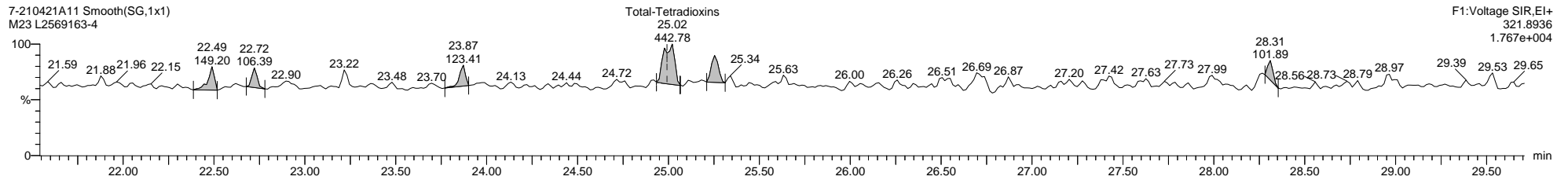
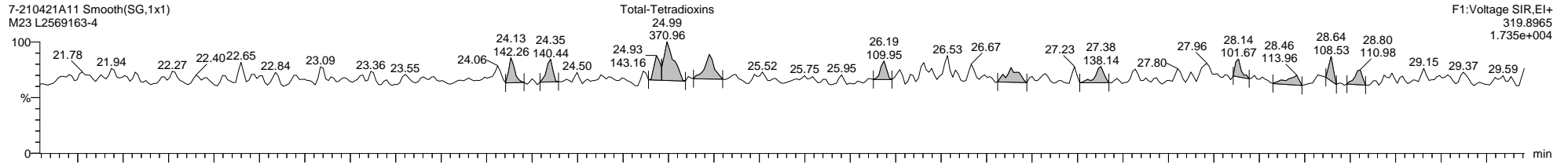
Last Altered: Monday, April 26, 2021 16:05:34 Eastern Daylight Time

Printed: Monday, April 26, 2021 16:06:52 Eastern Daylight Time

Method: C:\MassLynx\Dioxin.PRO\MethDB\Dioxin\_M23.mdb 22 Apr 2021 09:24:29

Calibration: C:\MassLynx\Dioxin.PRO\CurveDB\7-210419A-CAL5-M23.cdb 21 Apr 2021 13:52:54

Name: 7-210421A11, Date: 21-Apr-2021, Time: 19:44:46, ID: L2569163-4, Description: M23, Vial: Tray1:10

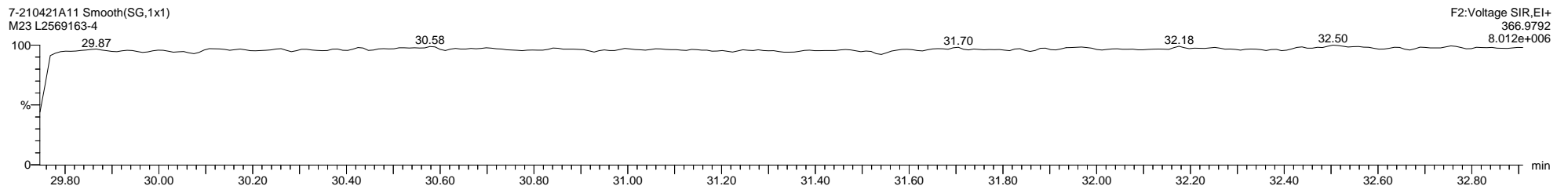
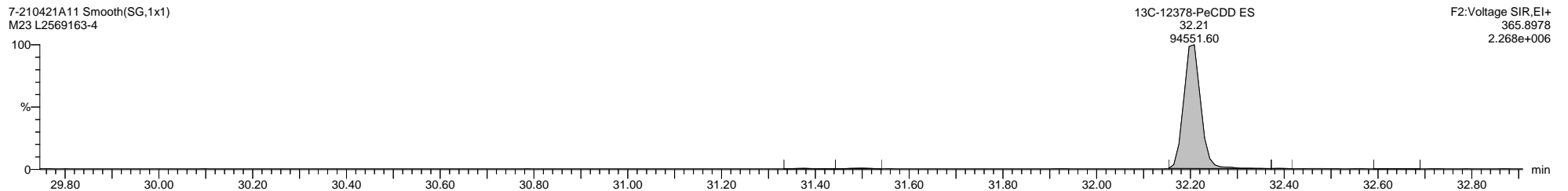
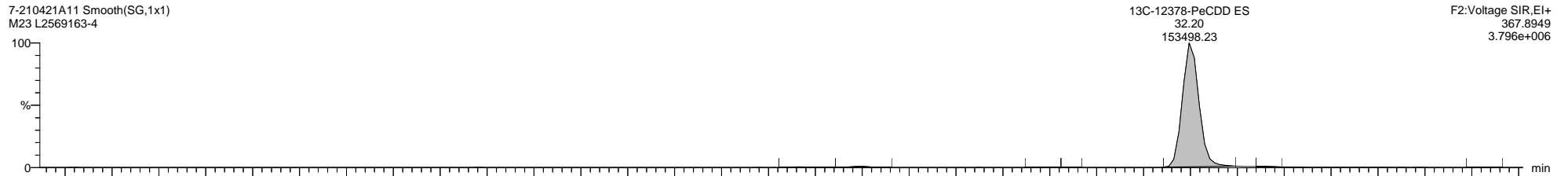
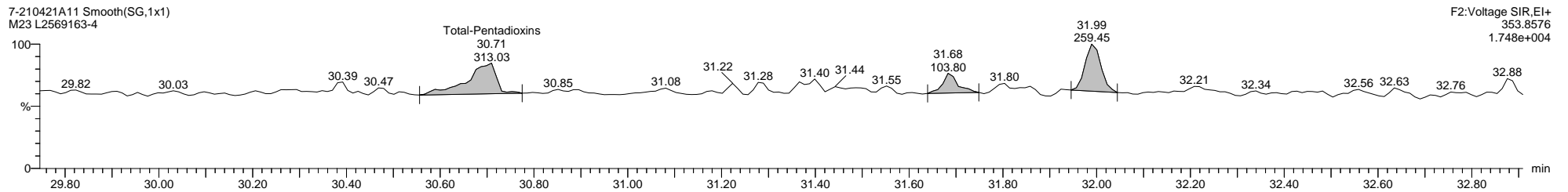
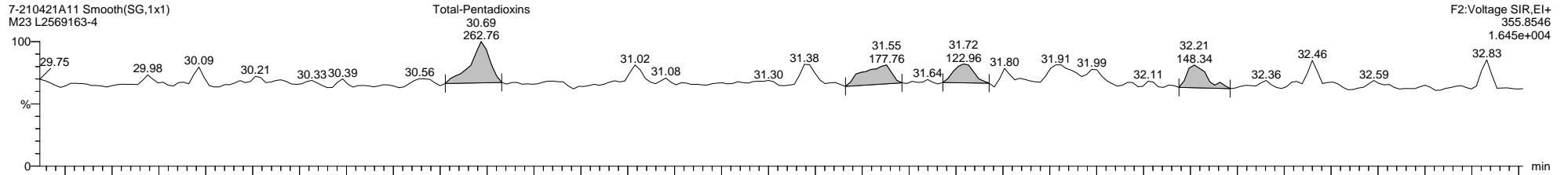


Dataset: I:\Organics Instrument\HIGHRES GCMS Completed Results Files\HR-7\7-210421A-M23-0422NA.qld

Last Altered: Monday, April 26, 2021 16:05:34 Eastern Daylight Time

Printed: Monday, April 26, 2021 16:06:52 Eastern Daylight Time

Name: 7-210421A11, Date: 21-Apr-2021, Time: 19:44:46, ID: L2569163-4, Description: M23, Vial: Tray1:10

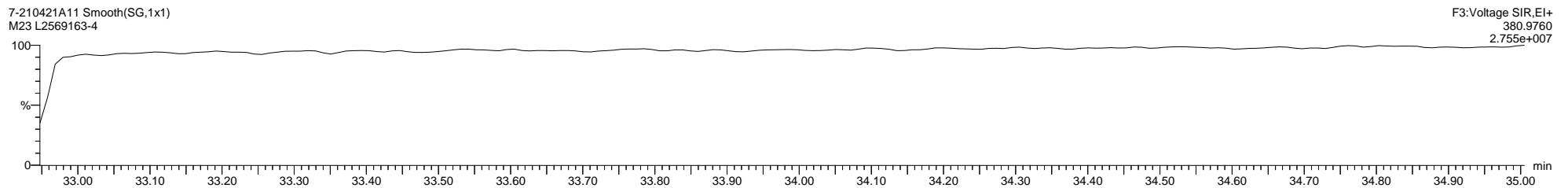
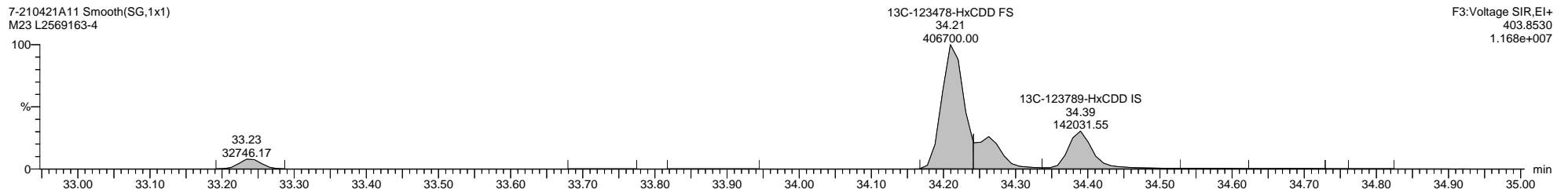

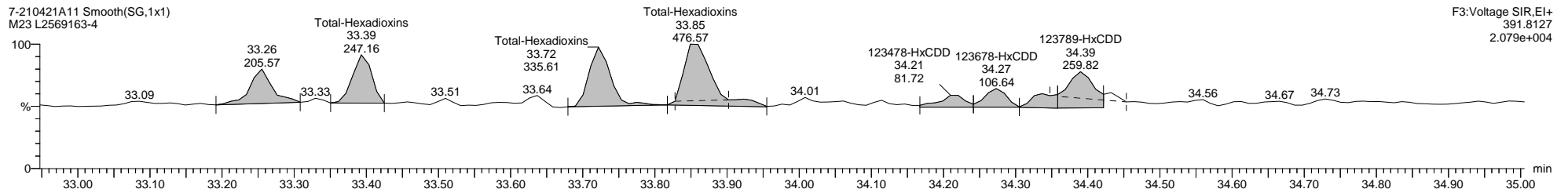
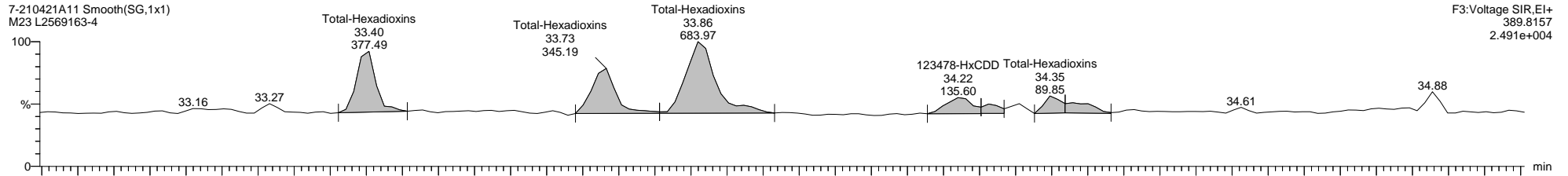


Dataset: I:\Organics Instrument\HIGHRES GCMS Completed Results Files\HR-7\7-210421A-M23-0422NA.qld

Last Altered: Monday, April 26, 2021 16:05:34 Eastern Daylight Time

Printed: Monday, April 26, 2021 16:06:52 Eastern Daylight Time

Name: 7-210421A11, Date: 21-Apr-2021, Time: 19:44:46, ID: L2569163-4, Description: M23, Vial: Tray1:10



Quantify Sample Template Report

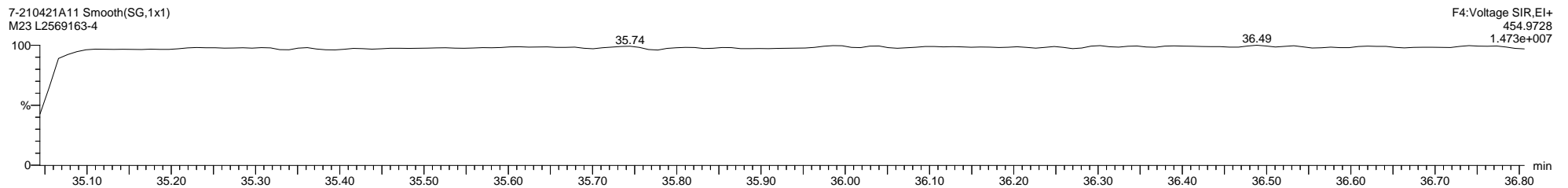
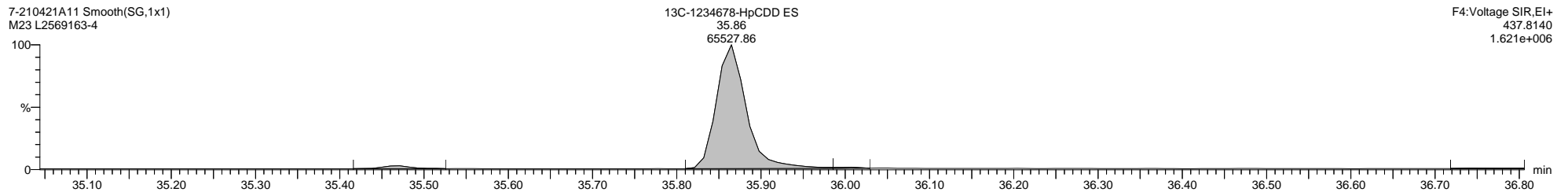
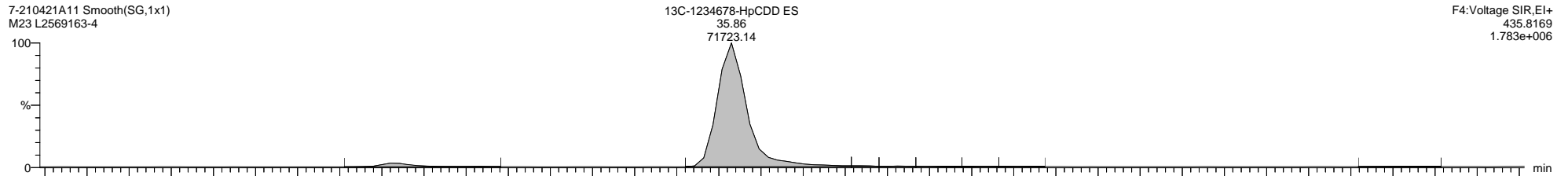
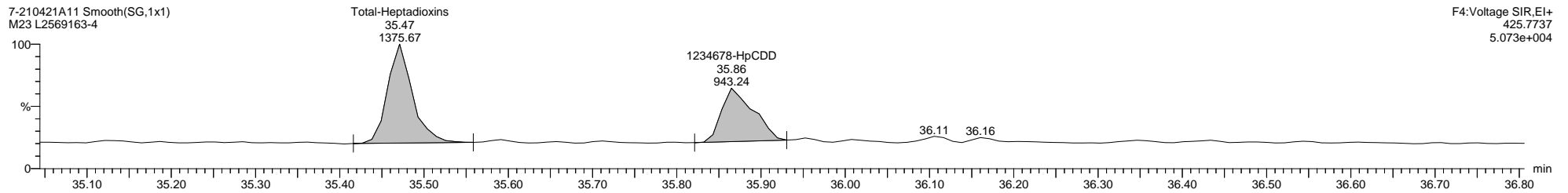
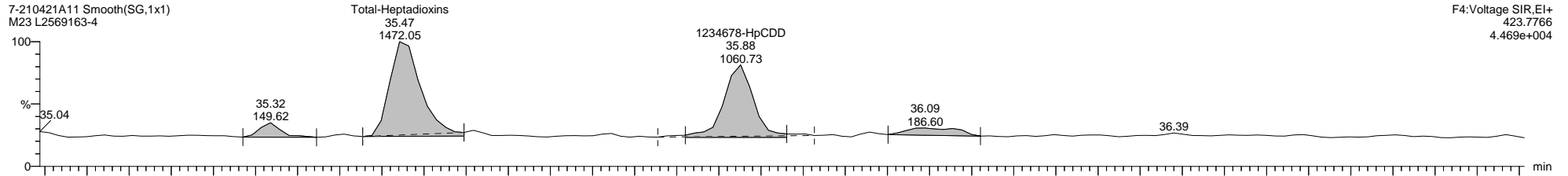
MassLynx MassLynx V4.1 SCN 901

Dataset: I:\Organics Instrument\HIGHRES GCMS Completed Results Files\HR-7\7-210421A-M23-0422NA.qld

Last Altered: Monday, April 26, 2021 16:05:34 Eastern Daylight Time

Printed: Monday, April 26, 2021 16:06:52 Eastern Daylight Time

Name: 7-210421A11, Date: 21-Apr-2021, Time: 19:44:46, ID: L2569163-4, Description: M23, Vial: Tray1:10



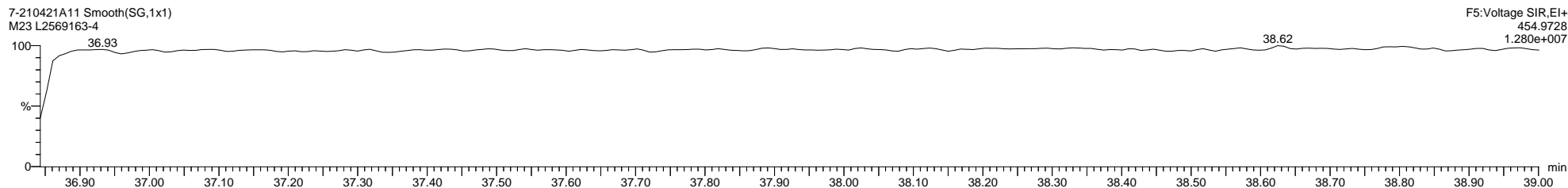
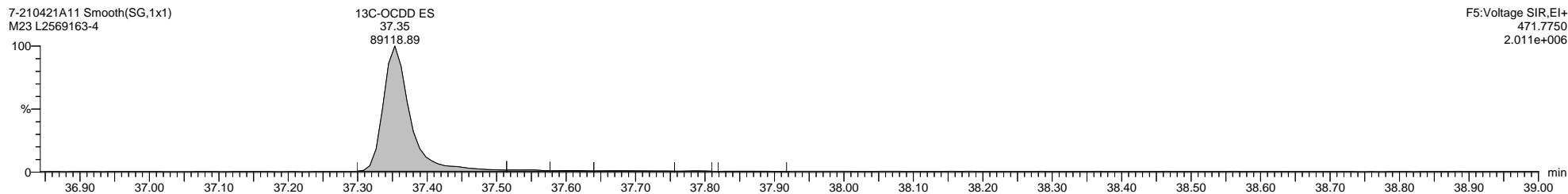

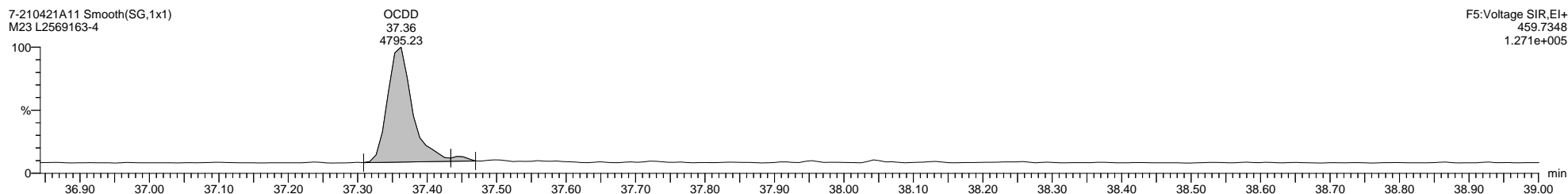
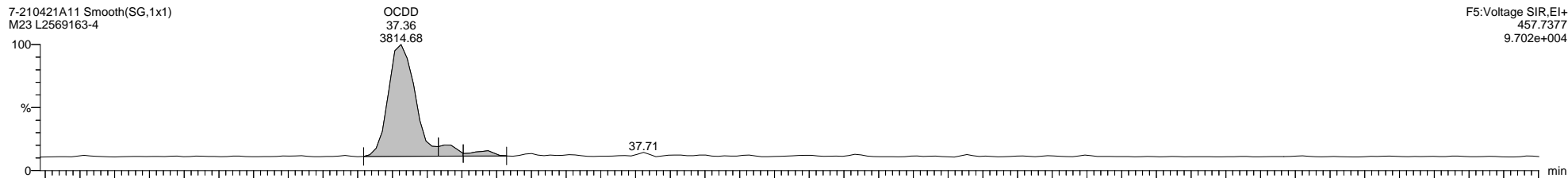


Dataset: I:\Organics Instrument\HIGHRES GCMS Completed Results Files\HR-7\7-210421A-M23-0422NA.qld

Last Altered: Monday, April 26, 2021 16:05:34 Eastern Daylight Time

Printed: Monday, April 26, 2021 16:06:52 Eastern Daylight Time

Name: 7-210421A11, Date: 21-Apr-2021, Time: 19:44:46, ID: L2569163-4, Description: M23, Vial: Tray1:10

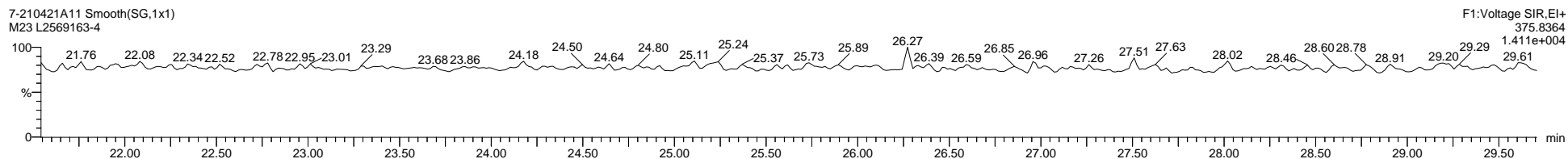
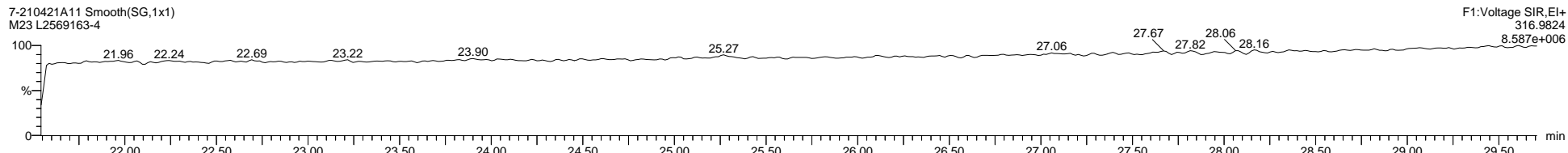
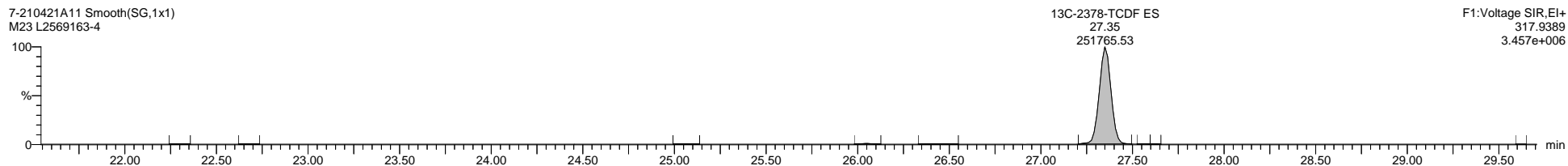

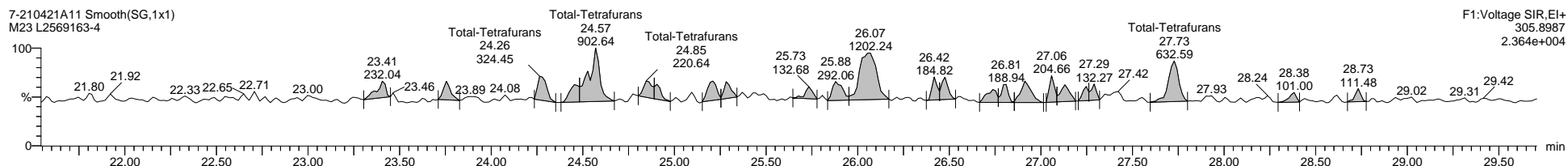
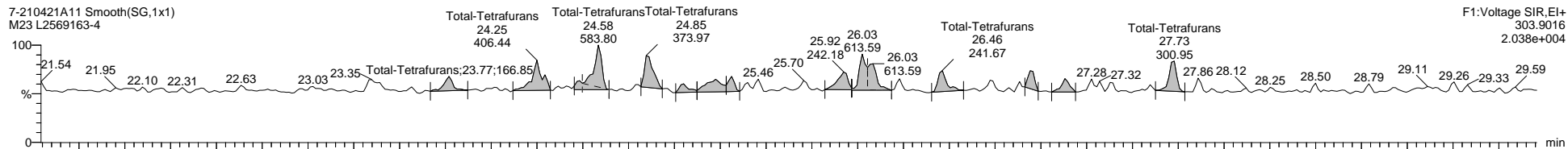


Dataset: I:\Organics Instrument\HIGHRES GCMS Completed Results Files\HR-7\7-210421A-M23-0422NA.qld

Last Altered: Monday, April 26, 2021 16:05:34 Eastern Daylight Time

Printed: Monday, April 26, 2021 16:06:52 Eastern Daylight Time

Name: 7-210421A11, Date: 21-Apr-2021, Time: 19:44:46, ID: L2569163-4, Description: M23, Vial: Tray1:10



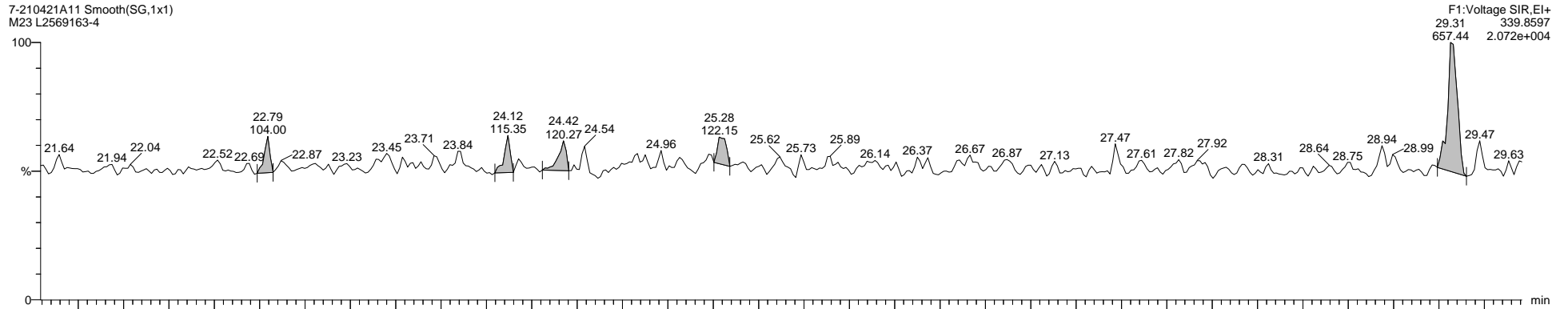
Dataset: I:\Organics Instrument\HIGHRES GCMS Completed Results Files\HR-7\7-210421A-M23-0422NA.qld

Last Altered: Monday, April 26, 2021 16:05:34 Eastern Daylight Time

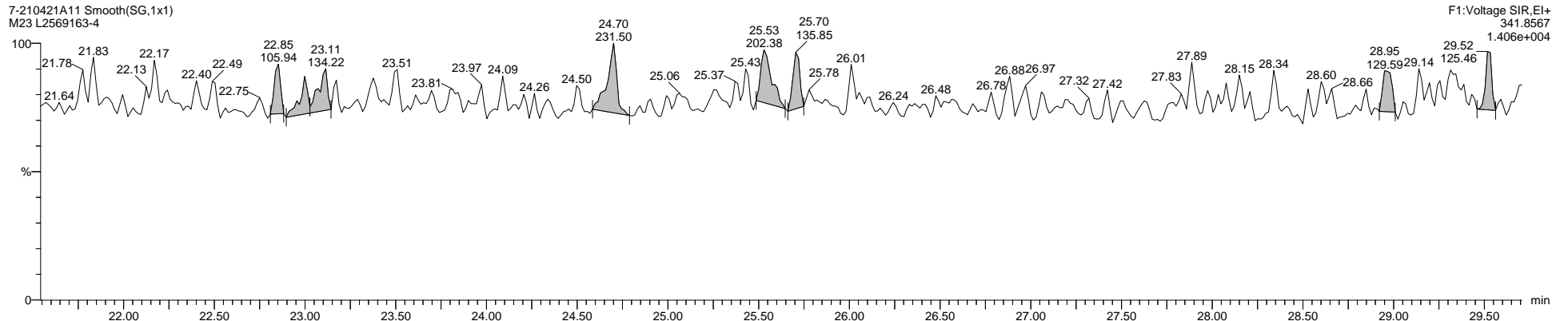
Printed: Monday, April 26, 2021 16:06:52 Eastern Daylight Time

Name: 7-210421A11, Date: 21-Apr-2021, Time: 19:44:46, ID: L2569163-4, Description: M23, Vial: Tray1:10

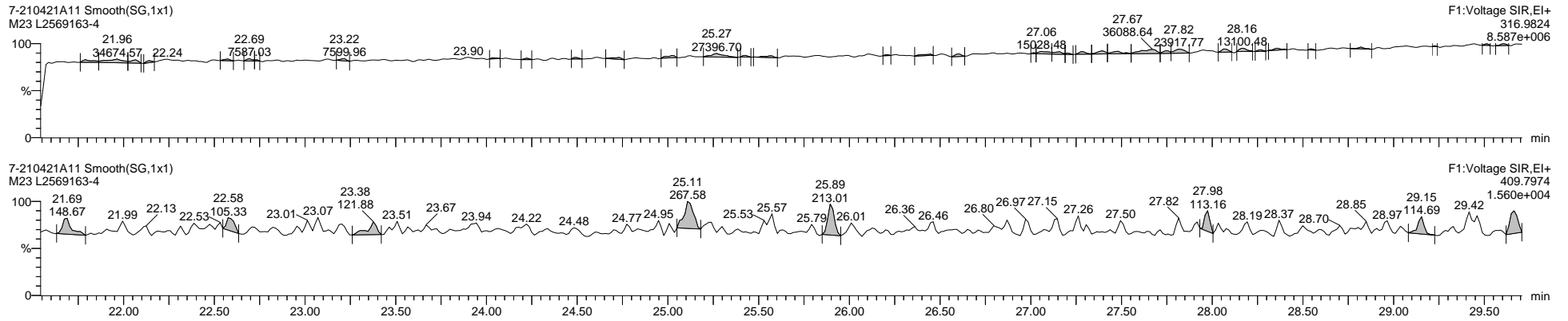
7-210421A11 Smooth(SG,1x1)  
M23 L2569163-4



7-210421A11 Smooth(SG,1x1)  
M23 L2569163-4



7-210421A11 Smooth(SG,1x1)  
M23 L2569163-4

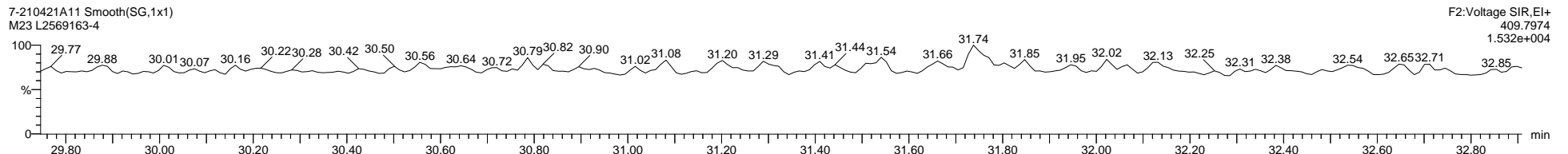
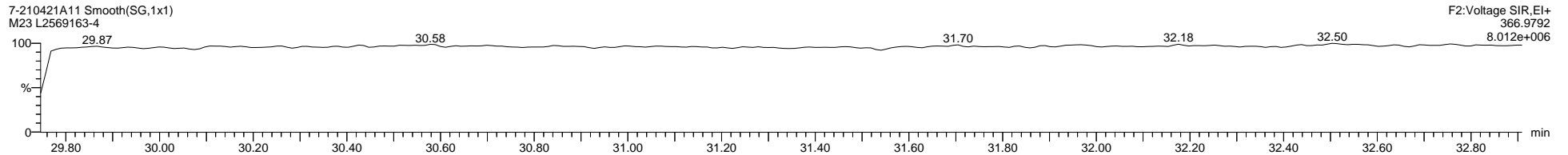
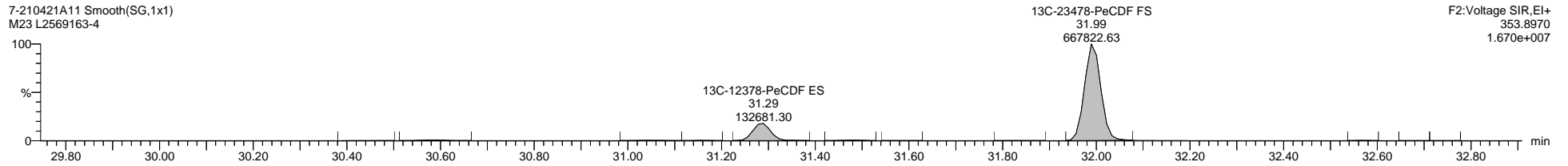
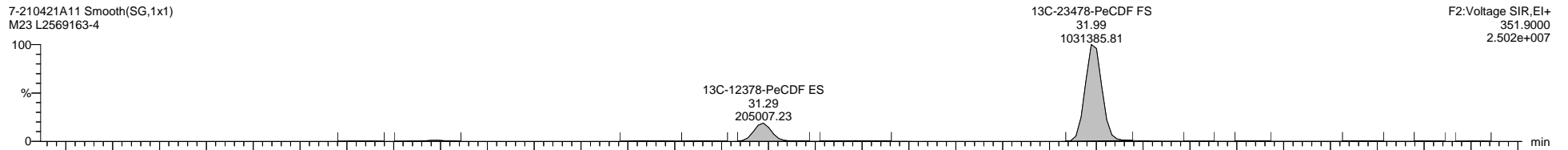
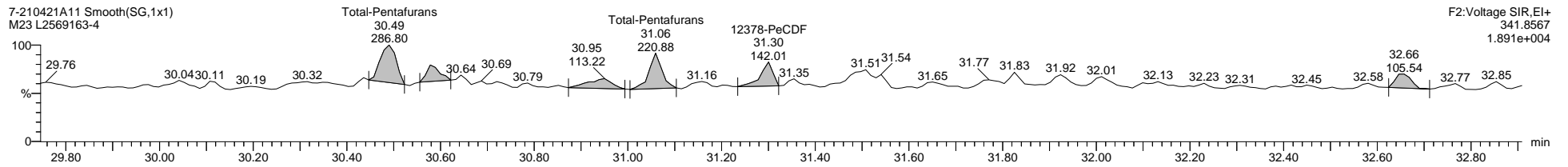
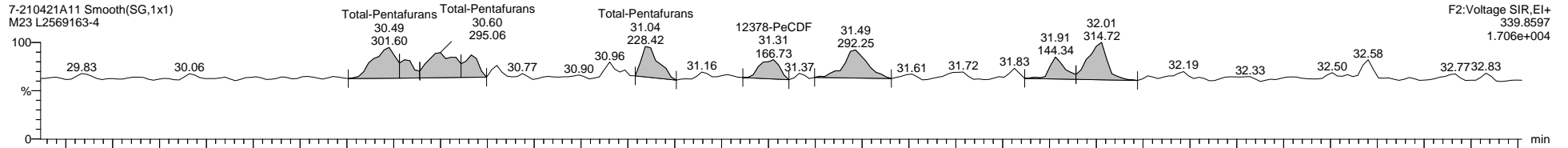


Dataset: I:\Organics Instrument\HIGHRES GCMS Completed Results Files\HR-7\7-210421A-M23-0422NA.qld

Last Altered: Monday, April 26, 2021 16:05:34 Eastern Daylight Time

Printed: Monday, April 26, 2021 16:06:52 Eastern Daylight Time

Name: 7-210421A11, Date: 21-Apr-2021, Time: 19:44:46, ID: L2569163-4, Description: M23, Vial: Tray1:10

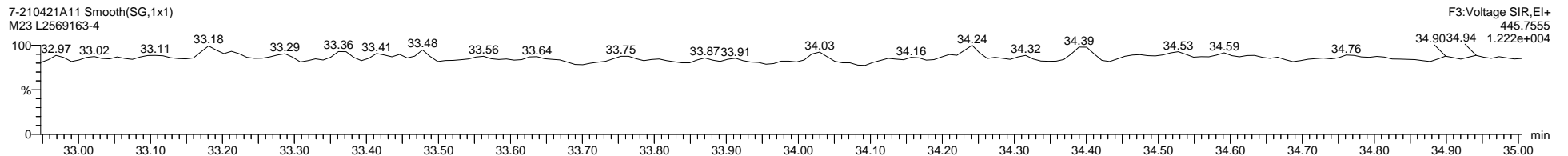
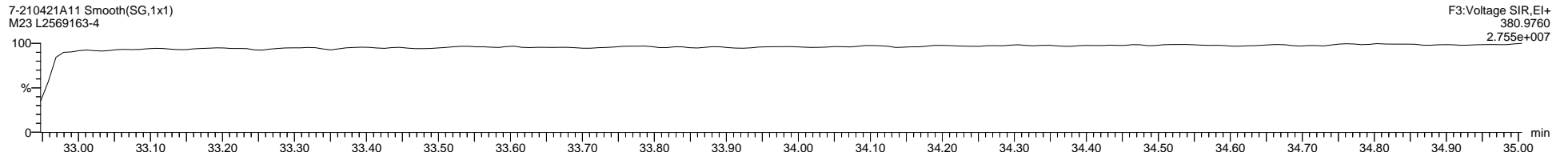


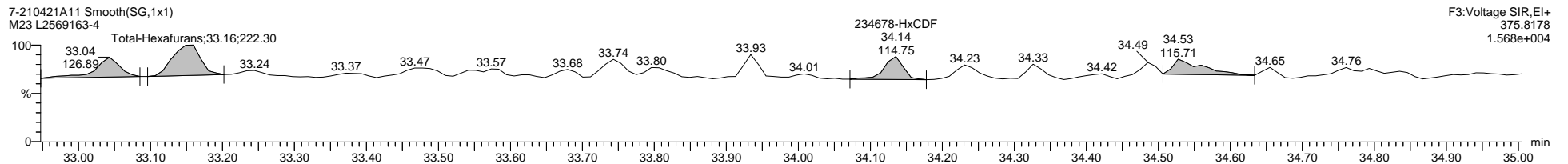
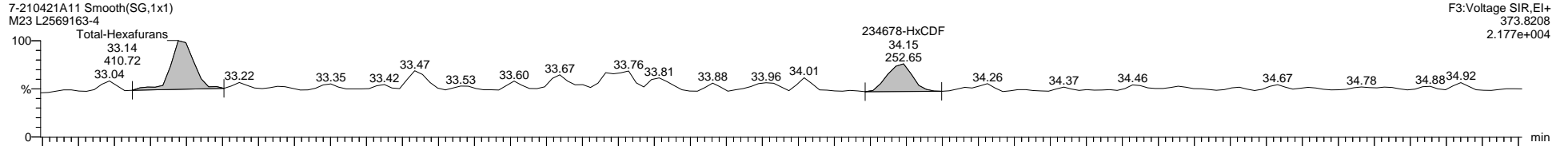


Dataset: I:\Organics Instrument\HIGHRES GCMS Completed Results Files\HR-7\7-210421A-M23-0422NA.qld

Last Altered: Monday, April 26, 2021 16:05:34 Eastern Daylight Time

Printed: Monday, April 26, 2021 16:06:52 Eastern Daylight Time

Name: 7-210421A11, Date: 21-Apr-2021, Time: 19:44:46, ID: L2569163-4, Description: M23, Vial: Tray1:10

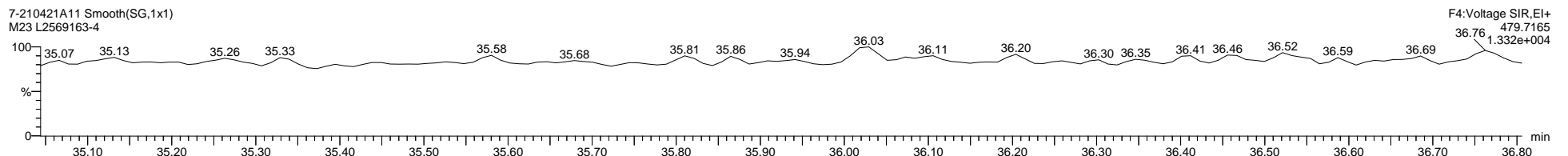
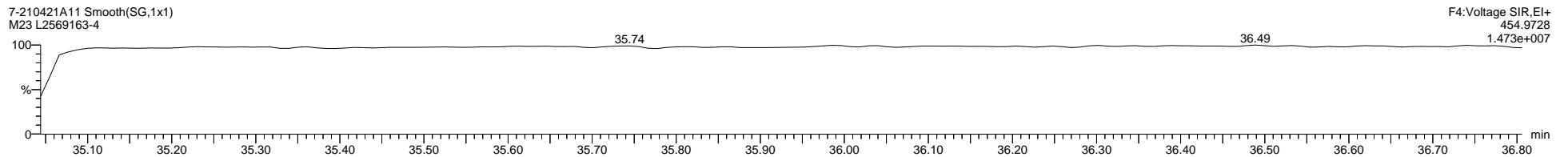
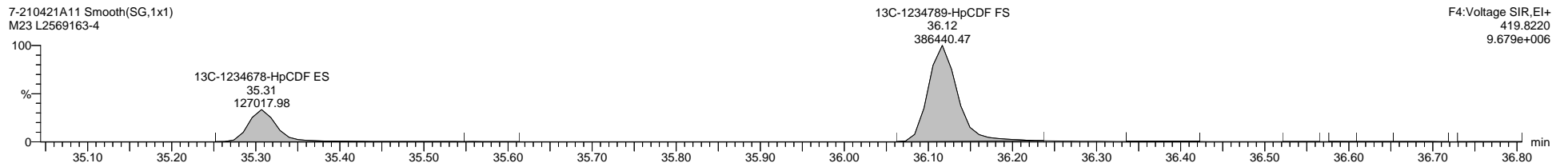

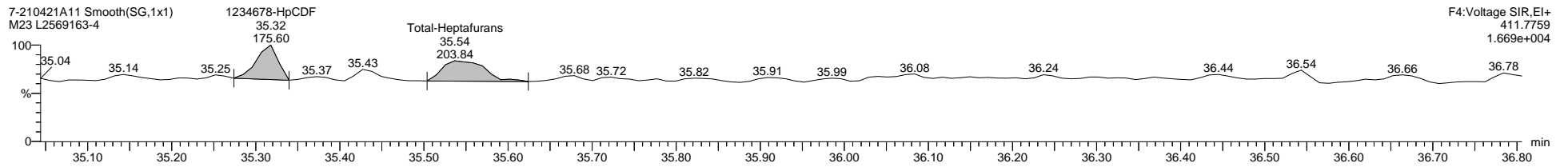
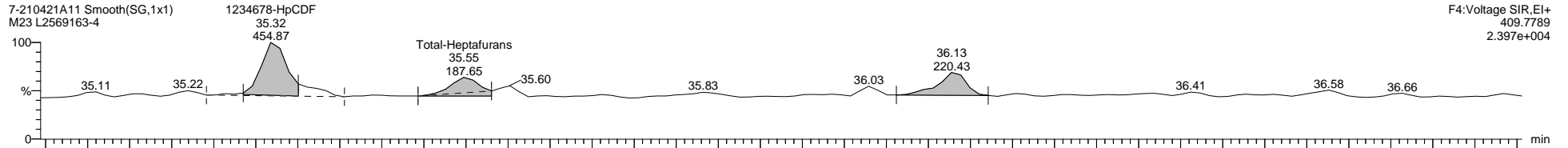


Dataset: I:\Organics Instrument\HIGHRES GCMS Completed Results Files\HR-7\7-210421A-M23-0422NA.qld

Last Altered: Monday, April 26, 2021 16:05:34 Eastern Daylight Time

Printed: Monday, April 26, 2021 16:06:52 Eastern Daylight Time

Name: 7-210421A11, Date: 21-Apr-2021, Time: 19:44:46, ID: L2569163-4, Description: M23, Vial: Tray1:10



Quantify Sample Template Report

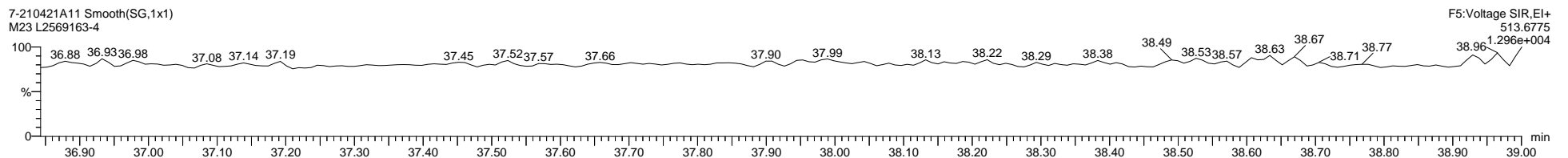
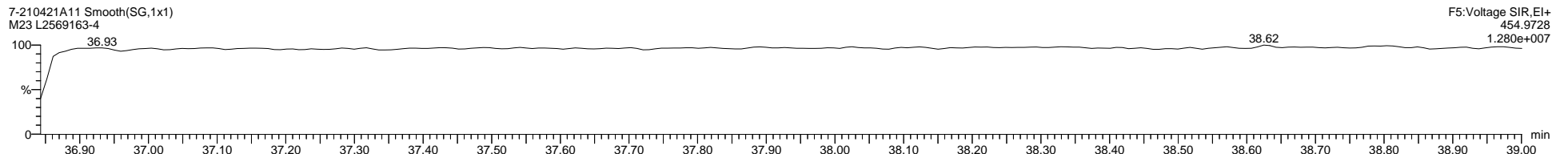
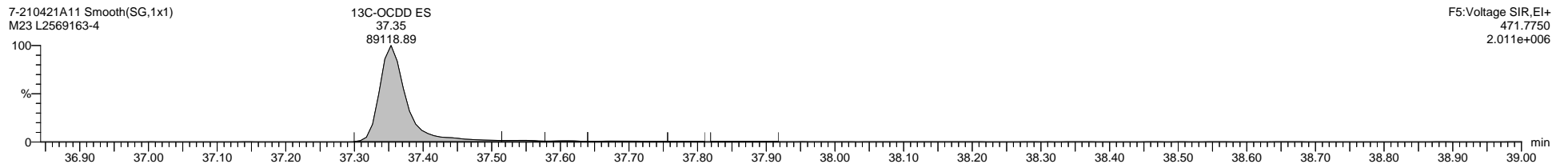

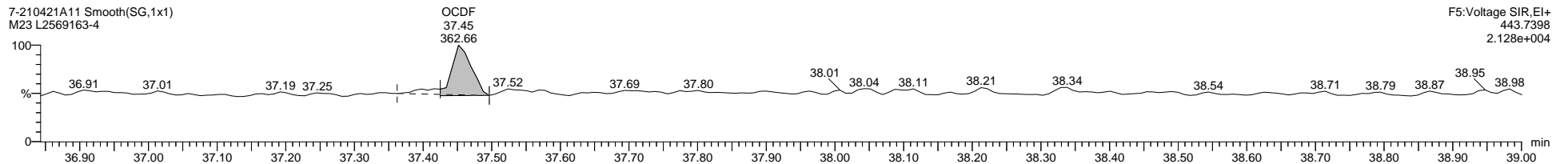
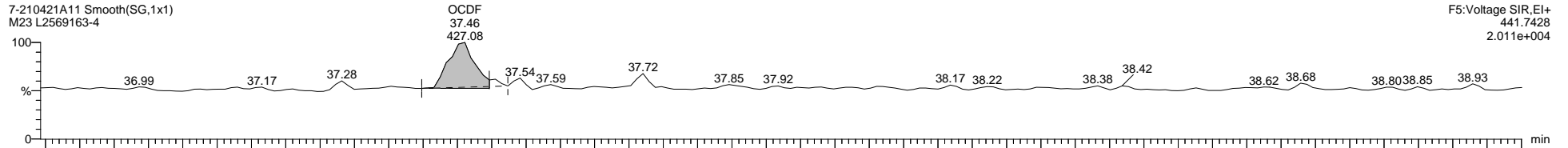
MassLynx MassLynx V4.1 SCN 901

Dataset: I:\Organics Instrument\HIGHRES GCMS Completed Results Files\HR-7\7-210421A-M23-0422NA.qld

Last Altered: Monday, April 26, 2021 16:05:34 Eastern Daylight Time

Printed: Monday, April 26, 2021 16:06:52 Eastern Daylight Time

Name: 7-210421A11, Date: 21-Apr-2021, Time: 19:44:46, ID: L2569163-4, Description: M23, Vial: Tray1:10



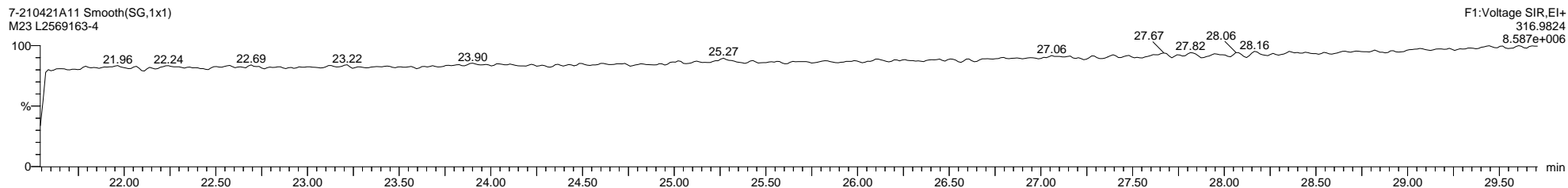
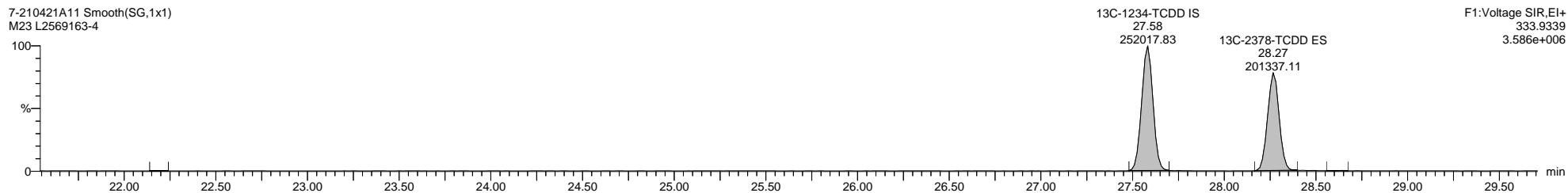

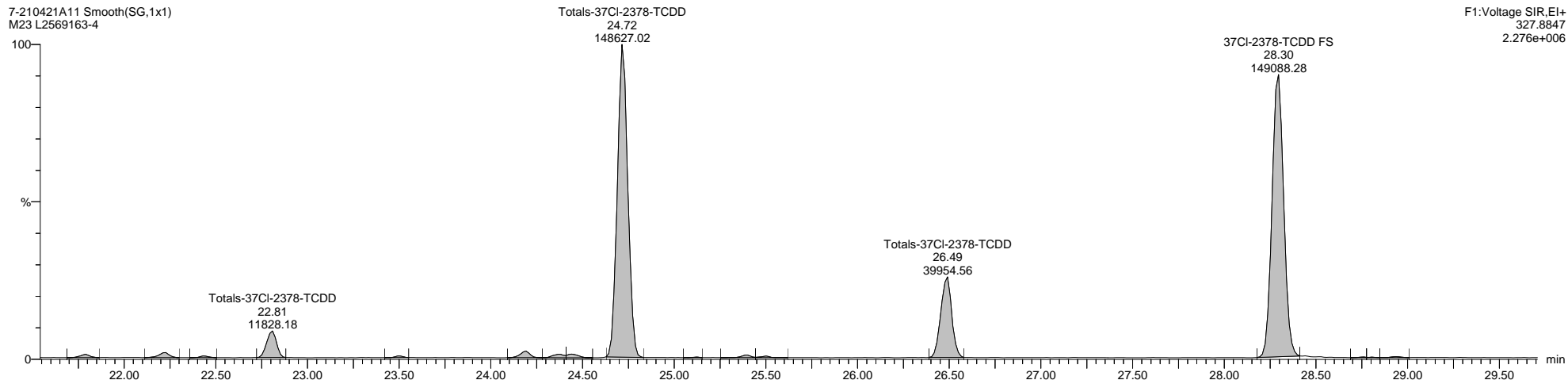
Quantify Sample Template Report MassLynx MassLynx V4.1 SCN 901

Dataset: I:\Organics Instrument\HIGHRES GCMS Completed Results Files\HR-7\7-210421A-M23-0422NA.qld

Last Altered: Monday, April 26, 2021 16:05:34 Eastern Daylight Time

Printed: Monday, April 26, 2021 16:06:52 Eastern Daylight Time

Name: 7-210421A11, Date: 21-Apr-2021, Time: 19:44:46, ID: L2569163-4, Description: M23, Vial: Tray1:10





Quantify Sample Template Report

MassLynx MassLynx V4.1 SCN 901

Dataset: I:\Organics Instrument\HIGHRES GCMS Completed Results Files\HR-7\7-210421A-M23-0422NA.qld

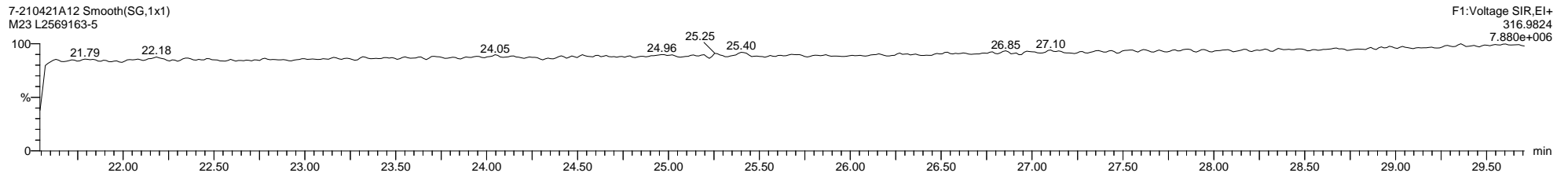
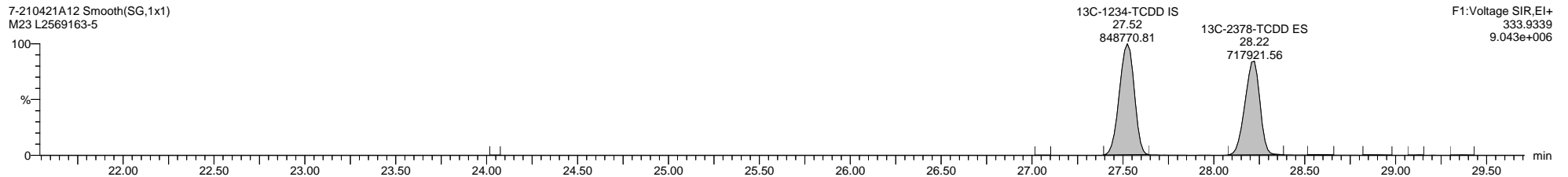

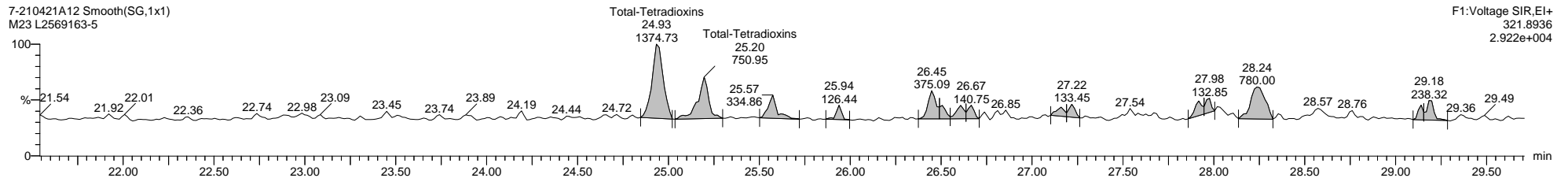
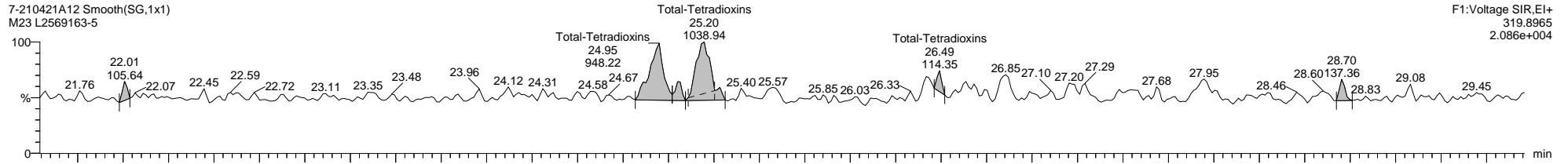
Last Altered: Monday, April 26, 2021 16:05:34 Eastern Daylight Time

Printed: Monday, April 26, 2021 16:06:52 Eastern Daylight Time

Method: C:\MassLynx\Dioxin.PRO\MethDB\Dioxin\_M23.mdb 22 Apr 2021 09:24:29

Calibration: C:\MassLynx\Dioxin.PRO\CurveDB\7-210419A-CAL5-M23.cdb 21 Apr 2021 13:52:54

Name: 7-210421A12, Date: 21-Apr-2021, Time: 20:27:16, ID: L2569163-5, Description: M23, Vial: Tray1:11

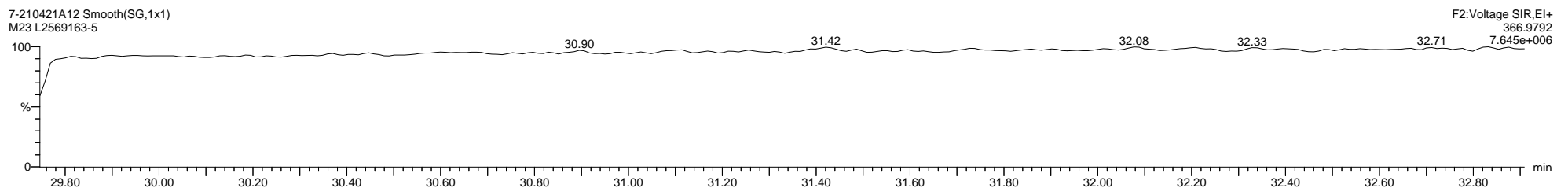
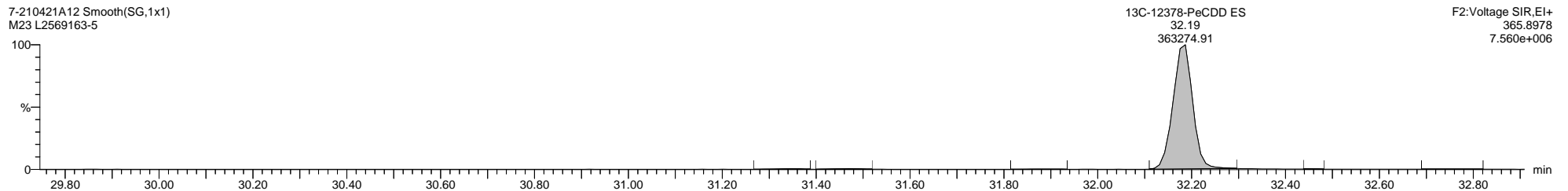

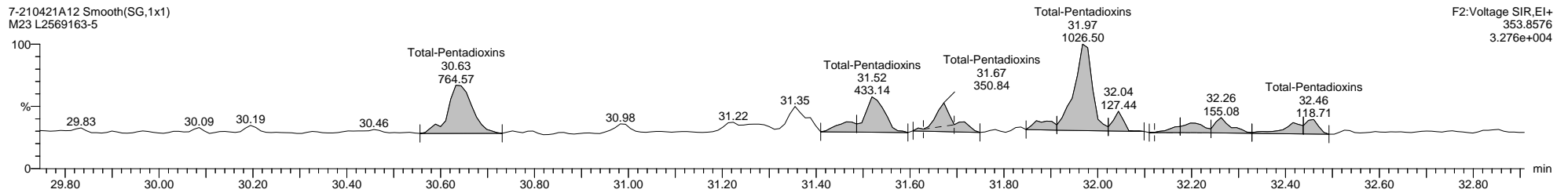
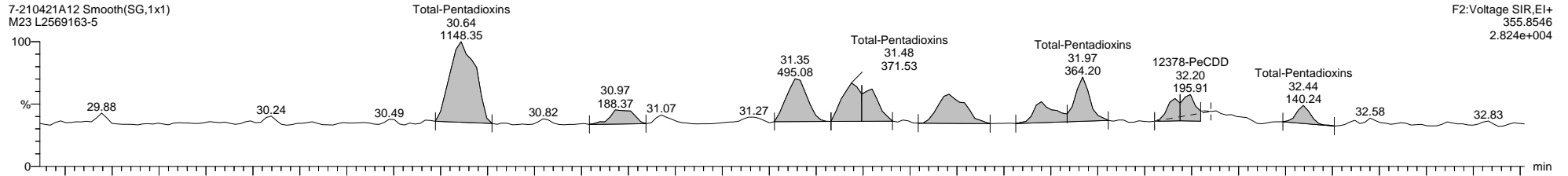


Dataset: I:\Organics Instrument\HIGHRES GCMS Completed Results Files\HR-7\7-210421A-M23-0422NA.qld

Last Altered: Monday, April 26, 2021 16:05:34 Eastern Daylight Time

Printed: Monday, April 26, 2021 16:06:52 Eastern Daylight Time

Name: 7-210421A12, Date: 21-Apr-2021, Time: 20:27:16, ID: L2569163-5, Description: M23, Vial: Tray1:11

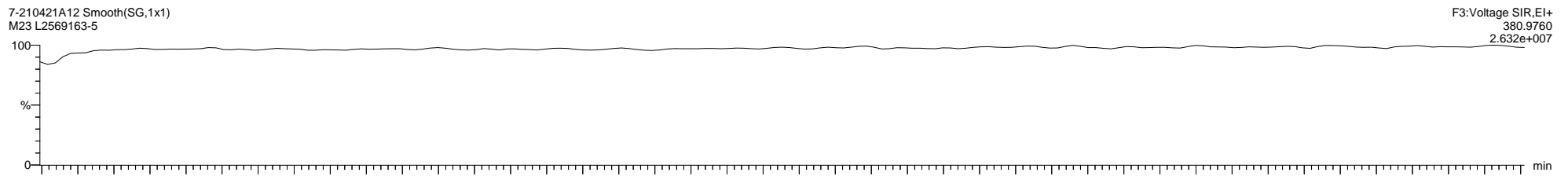


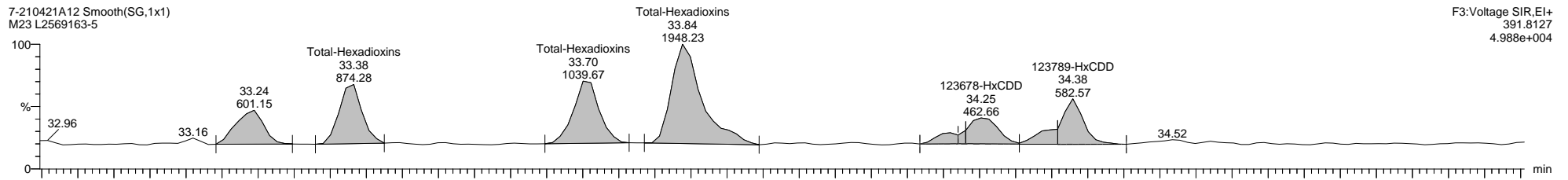
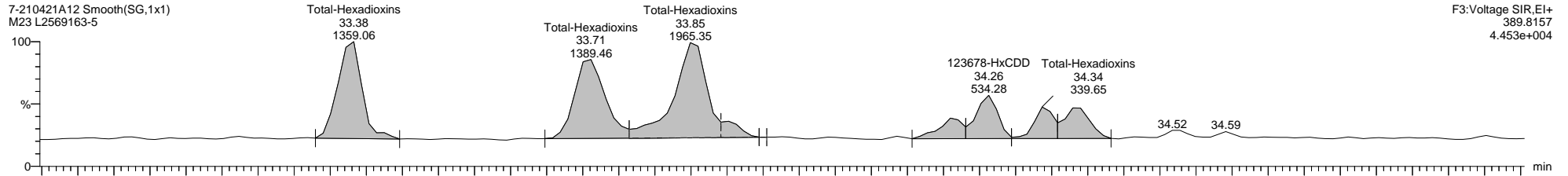


Dataset: I:\Organics Instrument\HIGHRES GCMS Completed Results Files\HR-7\7-210421A-M23-0422NA.qld

Last Altered: Monday, April 26, 2021 16:05:34 Eastern Daylight Time

Printed: Monday, April 26, 2021 16:06:52 Eastern Daylight Time

Name: 7-210421A12, Date: 21-Apr-2021, Time: 20:27:16, ID: L2569163-5, Description: M23, Vial: Tray1:11

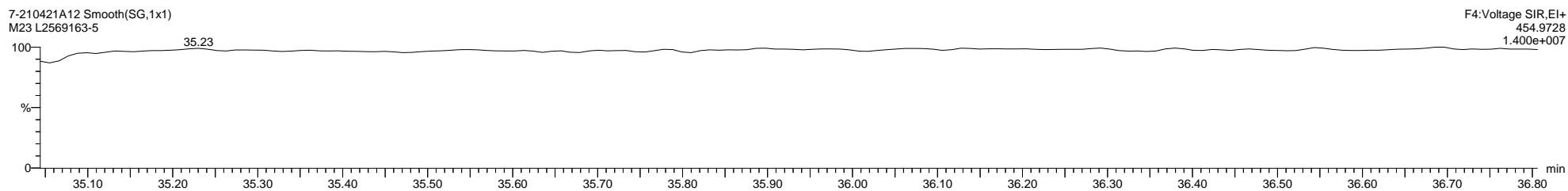
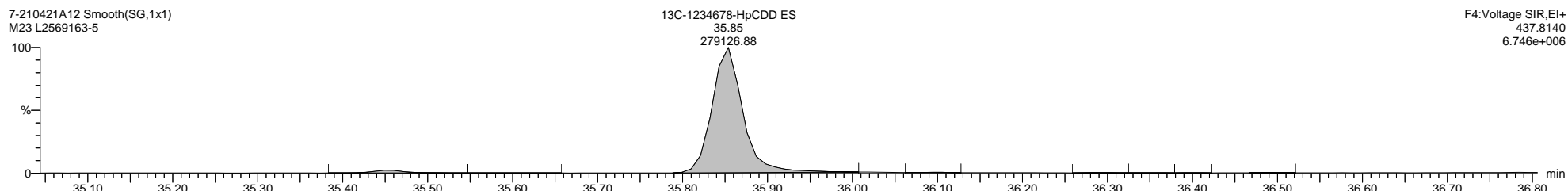
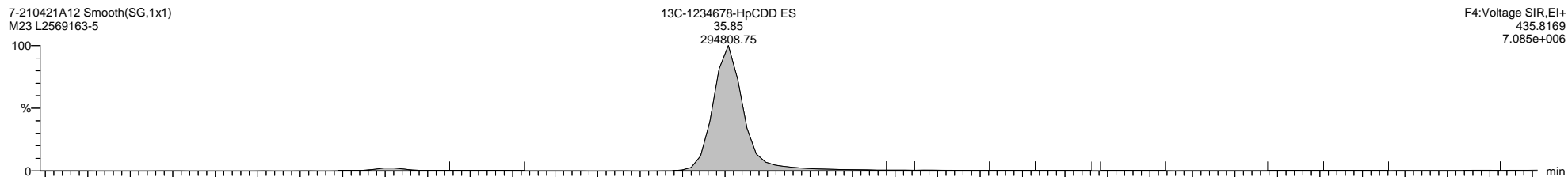
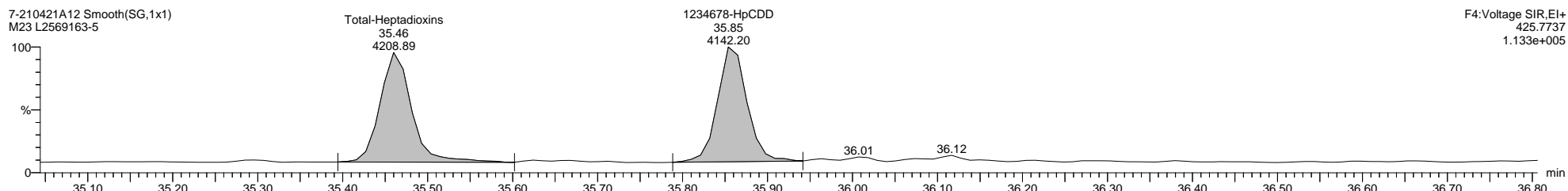
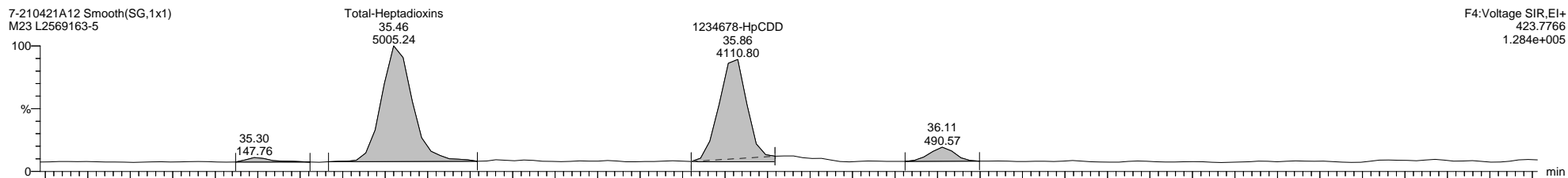


Dataset: I:\Organics Instrument\HIGHRES GCMS Completed Results Files\HR-7\7-210421A-M23-0422NA.qld

Last Altered: Monday, April 26, 2021 16:05:34 Eastern Daylight Time

Printed: Monday, April 26, 2021 16:06:52 Eastern Daylight Time

Name: 7-210421A12, Date: 21-Apr-2021, Time: 20:27:16, ID: L2569163-5, Description: M23, Vial: Tray1:11

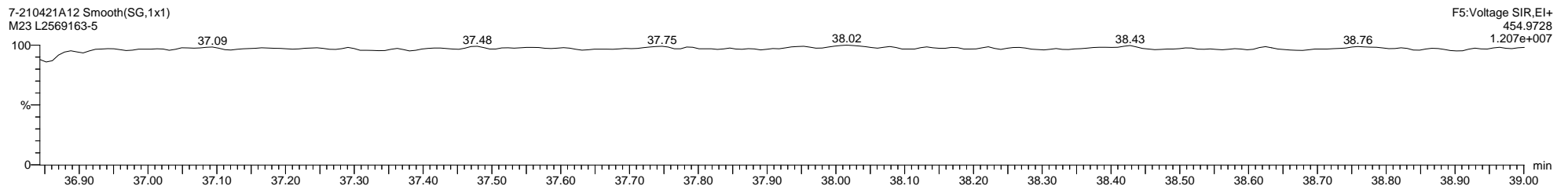
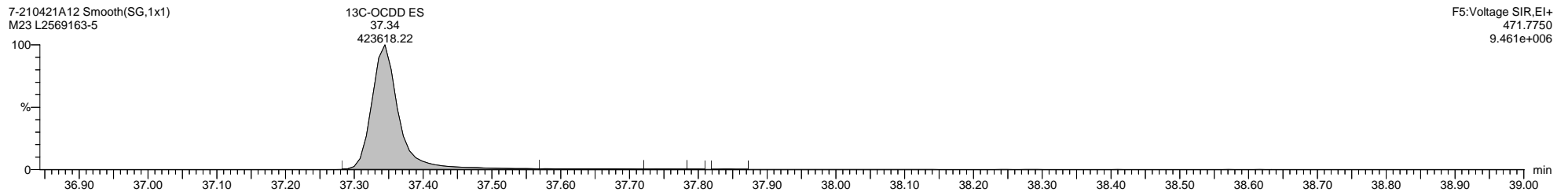

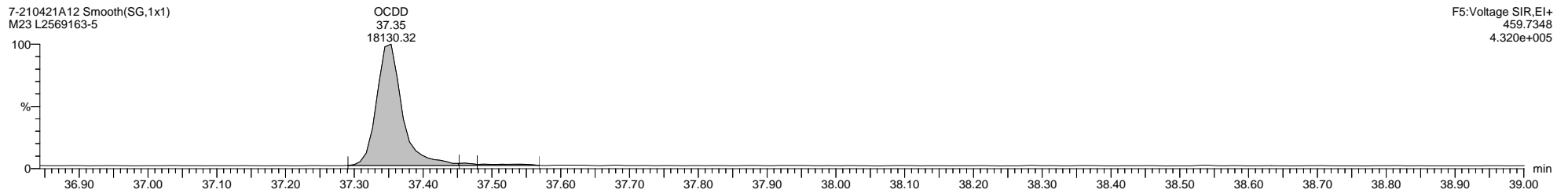



Dataset: I:\Organics Instrument\HIGHRES GCMS Completed Results Files\HR-7\7-210421A-M23-0422NA.qld

Last Altered: Monday, April 26, 2021 16:05:34 Eastern Daylight Time

Printed: Monday, April 26, 2021 16:06:52 Eastern Daylight Time

Name: 7-210421A12, Date: 21-Apr-2021, Time: 20:27:16, ID: L2569163-5, Description: M23, Vial: Tray1:11

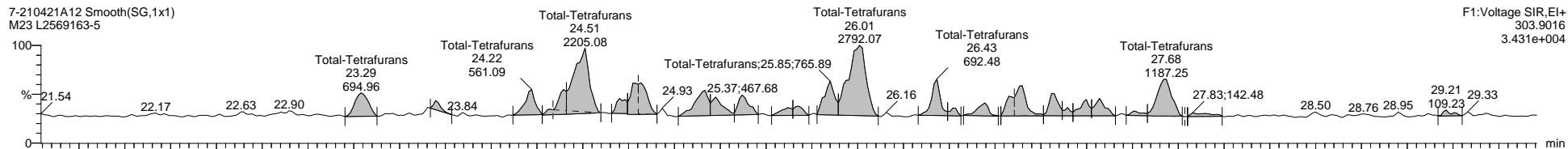


Dataset: I:\Organics Instrument\HIGHRES GCMS Completed Results Files\HR-7\7-210421A-M23-0422NA.qld

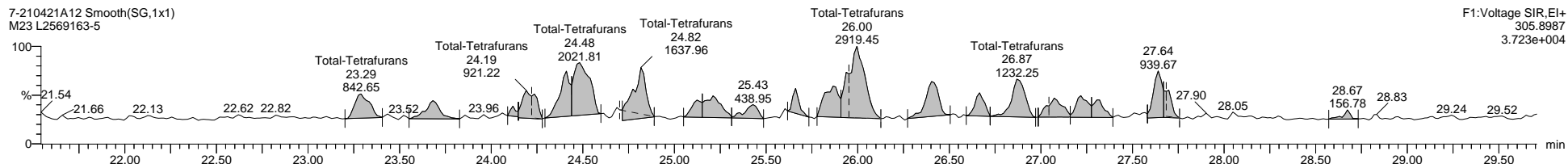
Last Altered: Monday, April 26, 2021 16:05:34 Eastern Daylight Time

Printed: Monday, April 26, 2021 16:06:52 Eastern Daylight Time

Name: 7-210421A12, Date: 21-Apr-2021, Time: 20:27:16, ID: L2569163-5, Description: M23, Vial: Tray1:11



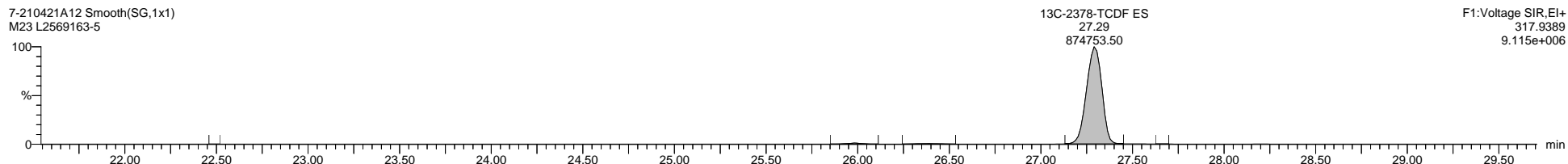
F1:Voltage SIR,EI+  
303.9016  
3.431e+004



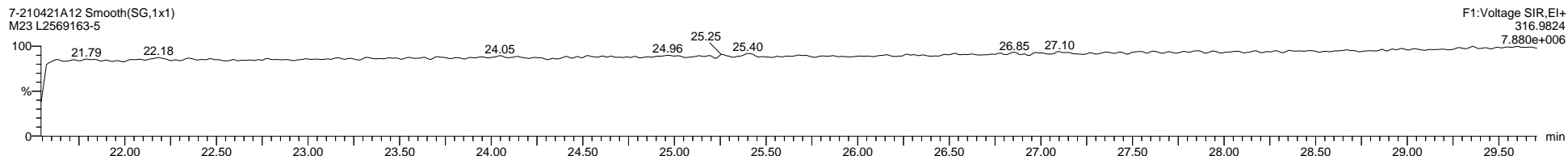
F1:Voltage SIR,EI+  
305.8987  
3.723e+004



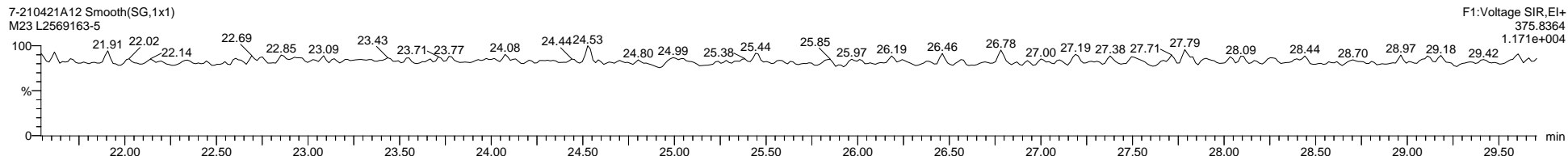
F1:Voltage SIR,EI+  
315.9419  
7.061e+006



F1:Voltage SIR,EI+  
317.9389  
9.115e+006



F1:Voltage SIR,EI+  
316.9824  
7.880e+006



F1:Voltage SIR,EI+  
375.8364  
1.171e+004

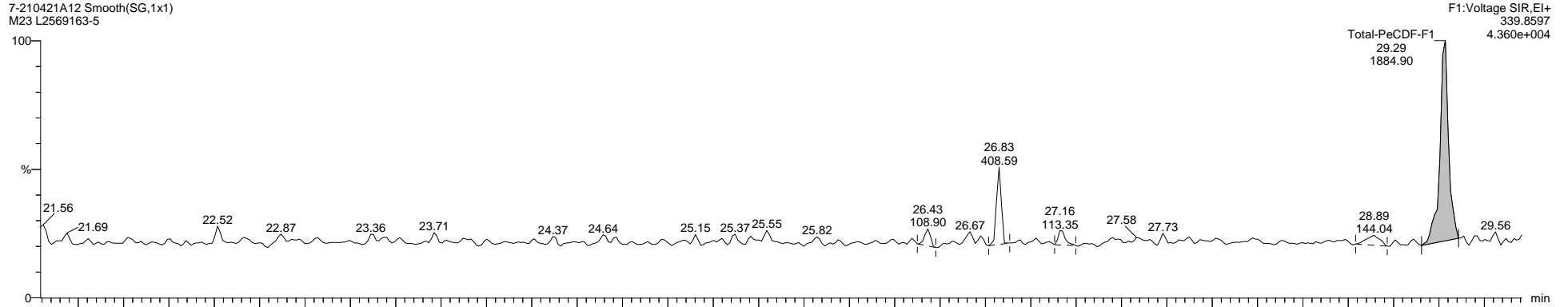
Dataset: I:\Organics Instrument\HIGHRES GCMS Completed Results Files\HR-7\7-210421A-M23-0422NA.qld

Last Altered: Monday, April 26, 2021 16:05:34 Eastern Daylight Time

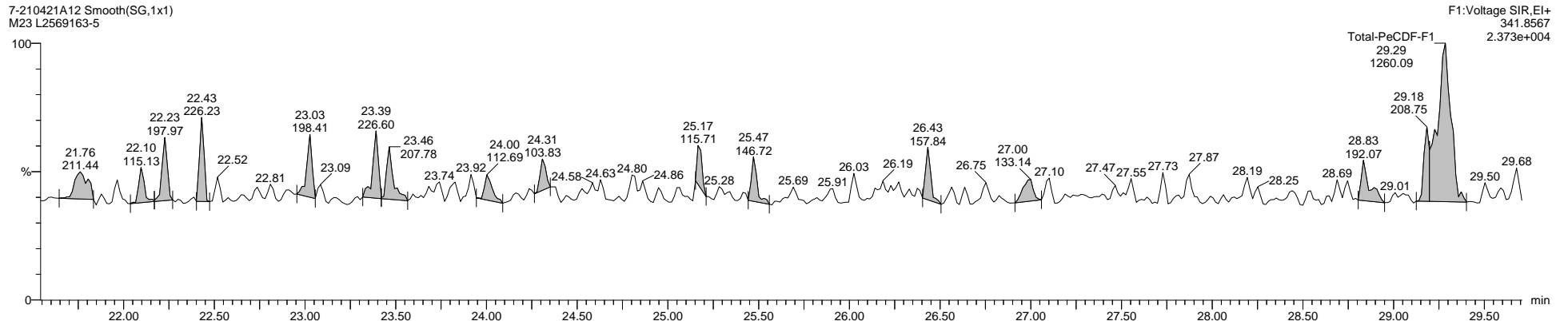
Printed: Monday, April 26, 2021 16:06:52 Eastern Daylight Time

Name: 7-210421A12, Date: 21-Apr-2021, Time: 20:27:16, ID: L2569163-5, Description: M23, Vial: Tray1:11

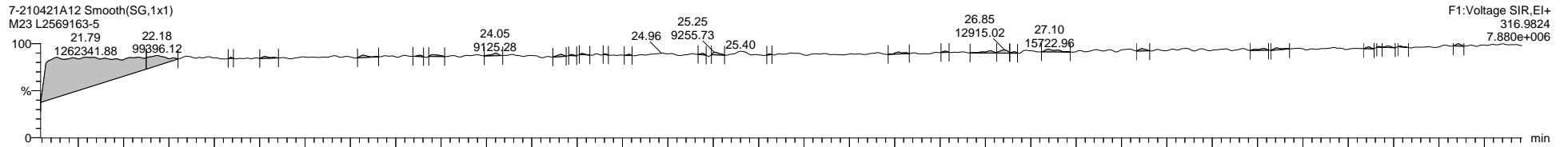
7-210421A12 Smooth(SG,1x1)  
M23 L2569163-5



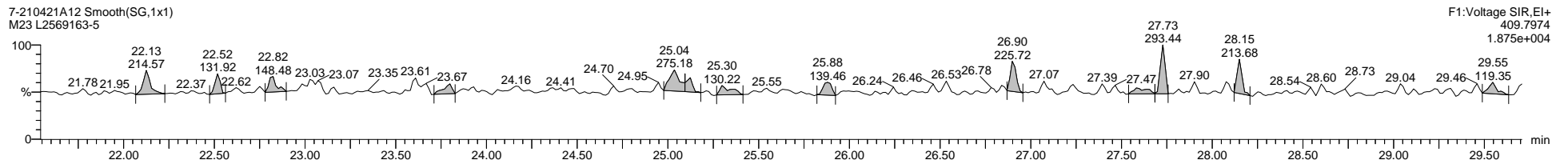
7-210421A12 Smooth(SG,1x1)  
M23 L2569163-5



7-210421A12 Smooth(SG,1x1)  
M23 L2569163-5



7-210421A12 Smooth(SG,1x1)  
M23 L2569163-5

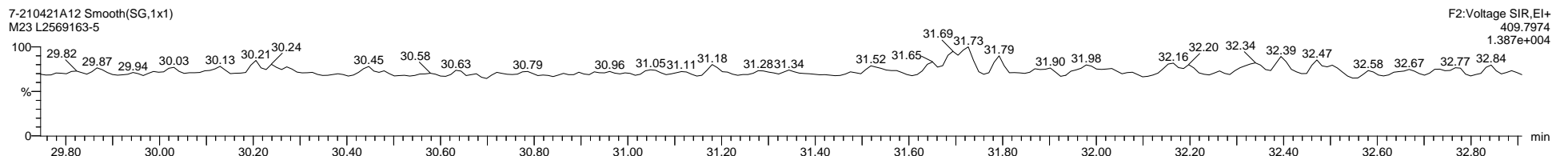
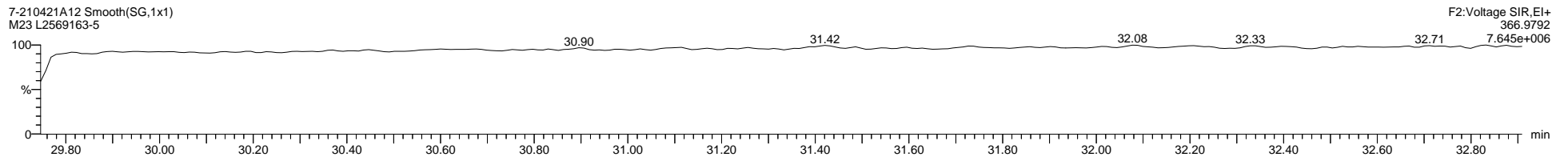
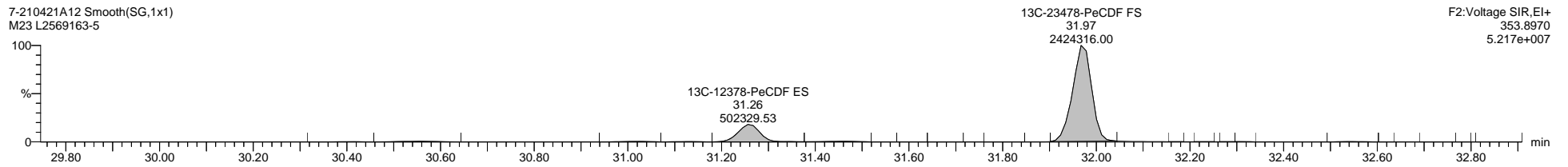
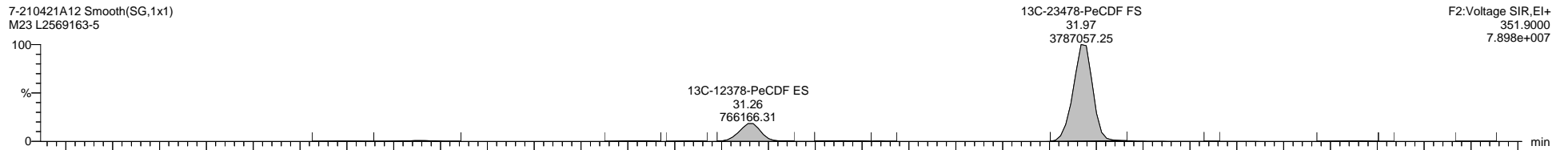
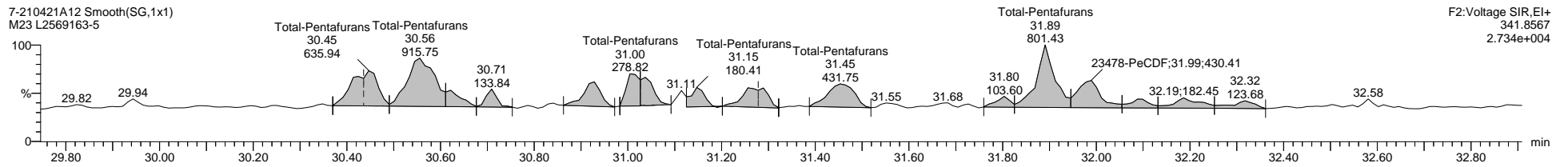
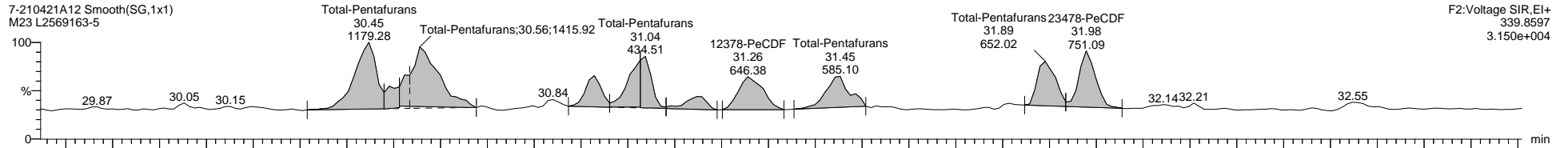


Dataset: I:\Organics Instrument\HIGHRES GCMS Completed Results Files\HR-7\7-210421A-M23-0422NA.qld

Last Altered: Monday, April 26, 2021 16:05:34 Eastern Daylight Time

Printed: Monday, April 26, 2021 16:06:52 Eastern Daylight Time

Name: 7-210421A12, Date: 21-Apr-2021, Time: 20:27:16, ID: L2569163-5, Description: M23, Vial: Tray1:11



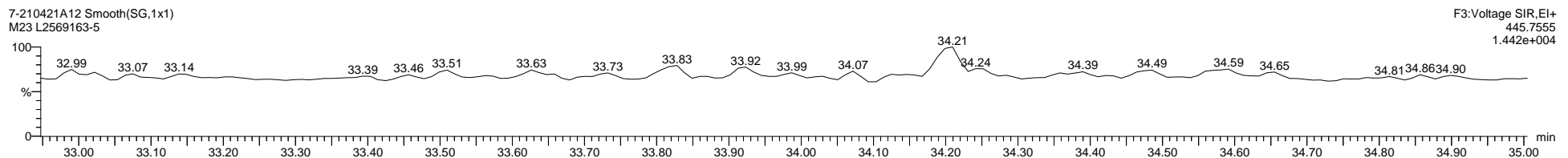
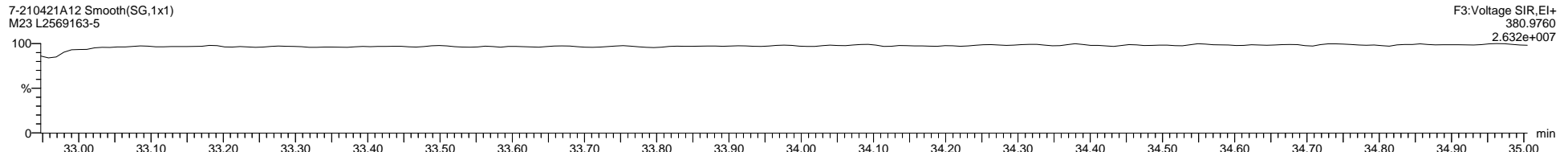
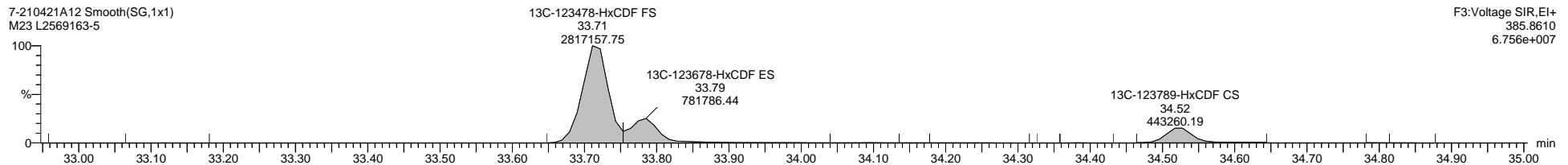

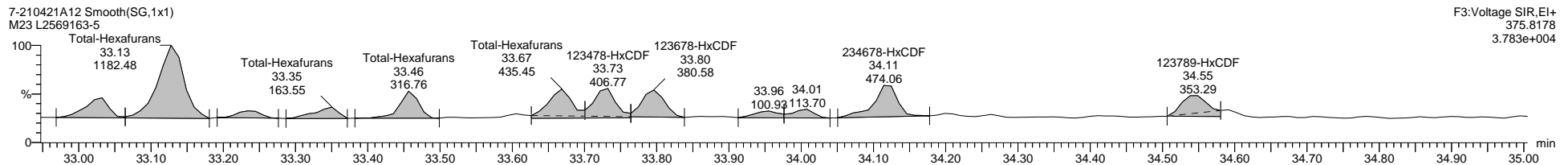
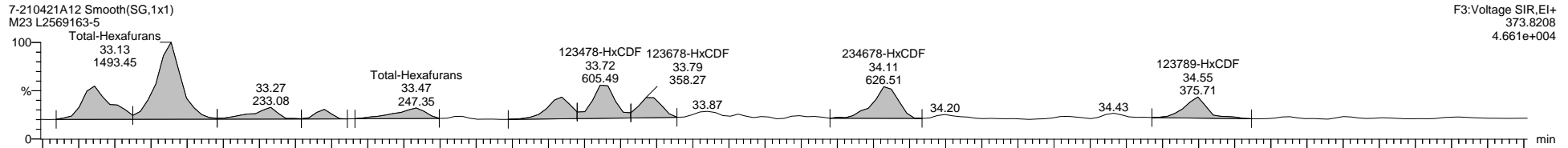


Dataset: I:\Organics Instrument\HIGHRES GCMS Completed Results Files\HR-7\7-210421A-M23-0422NA.qld

Last Altered: Monday, April 26, 2021 16:05:34 Eastern Daylight Time

Printed: Monday, April 26, 2021 16:06:52 Eastern Daylight Time

Name: 7-210421A12, Date: 21-Apr-2021, Time: 20:27:16, ID: L2569163-5, Description: M23, Vial: Tray1:11

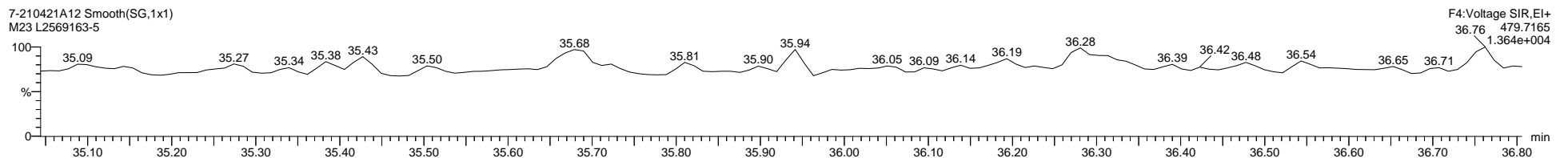
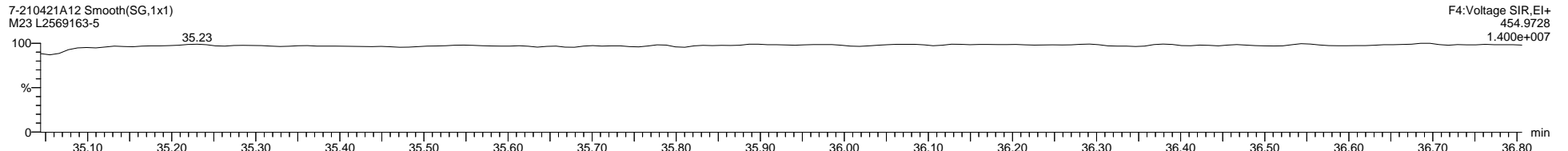
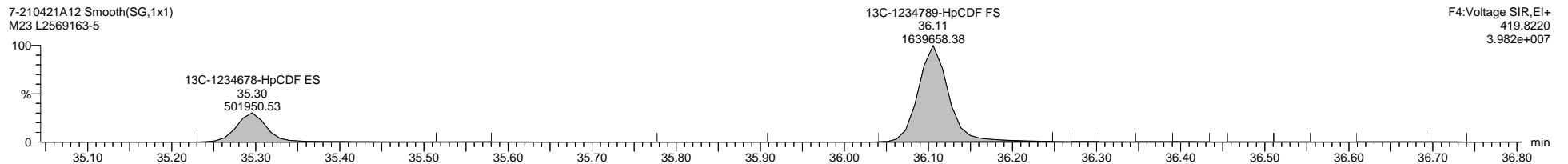

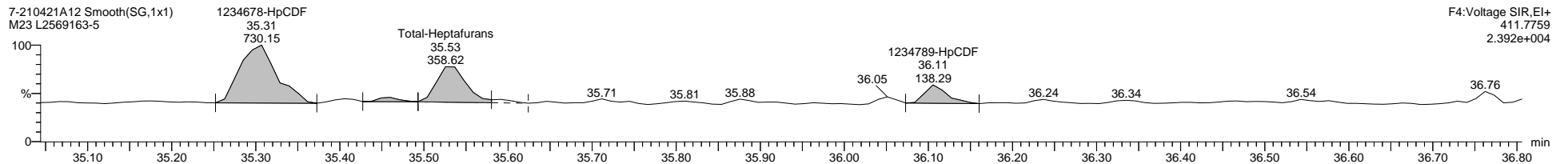
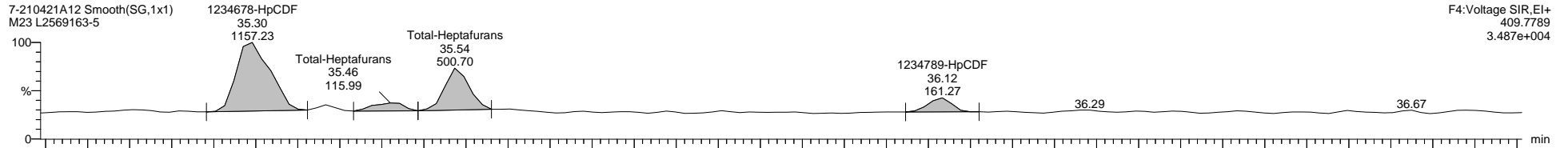


Dataset: I:\Organics Instrument\HIGHRES GCMS Completed Results Files\HR-7\7-210421A-M23-0422NA.qld

Last Altered: Monday, April 26, 2021 16:05:34 Eastern Daylight Time

Printed: Monday, April 26, 2021 16:06:52 Eastern Daylight Time

Name: 7-210421A12, Date: 21-Apr-2021, Time: 20:27:16, ID: L2569163-5, Description: M23, Vial: Tray1:11



Quantify Sample Template Report

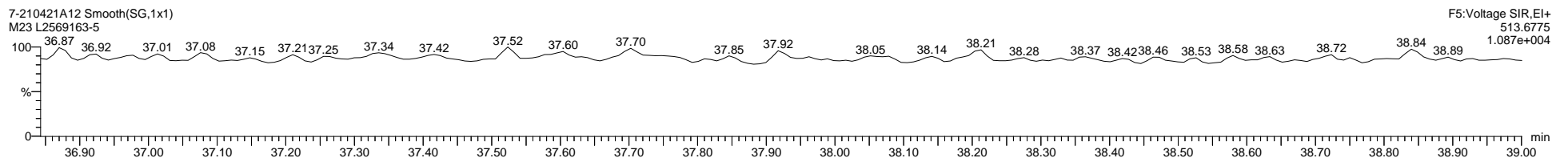
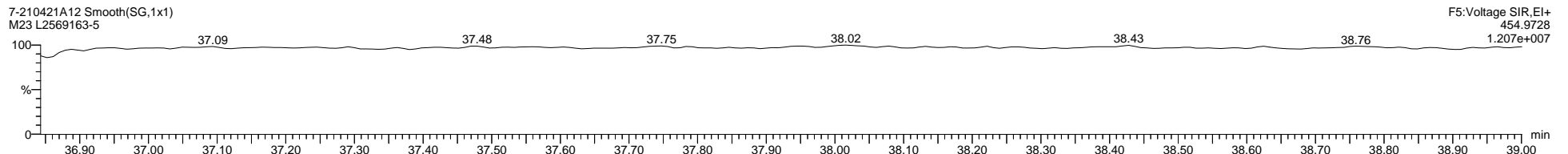
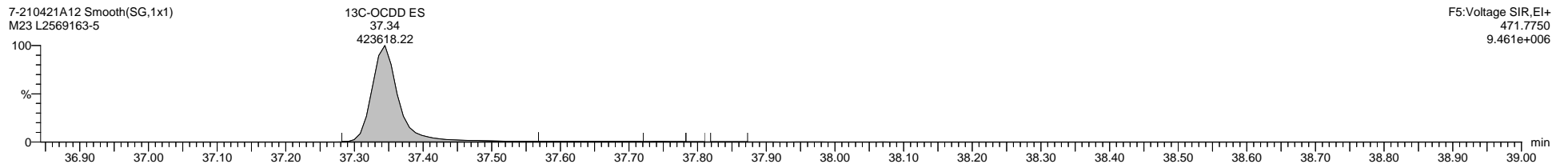

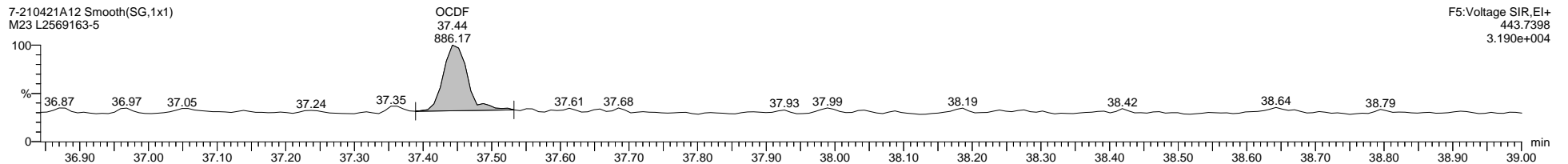
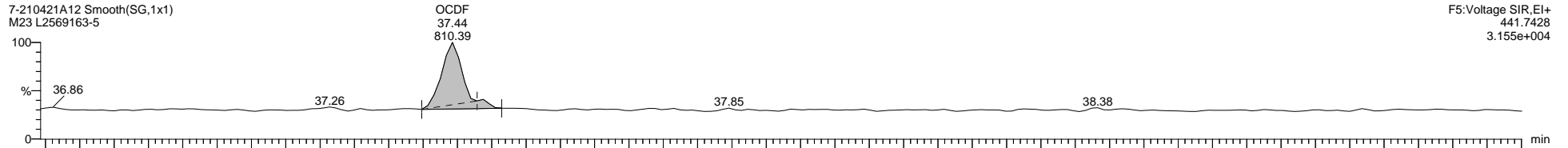
MassLynx MassLynx V4.1 SCN 901

Dataset: I:\Organics Instrument\HIGHRES GCMS Completed Results Files\HR-7\7-210421A-M23-0422NA.qld

Last Altered: Monday, April 26, 2021 16:05:34 Eastern Daylight Time

Printed: Monday, April 26, 2021 16:06:52 Eastern Daylight Time

Name: 7-210421A12, Date: 21-Apr-2021, Time: 20:27:16, ID: L2569163-5, Description: M23, Vial: Tray1:11



Quantify Sample Template Report

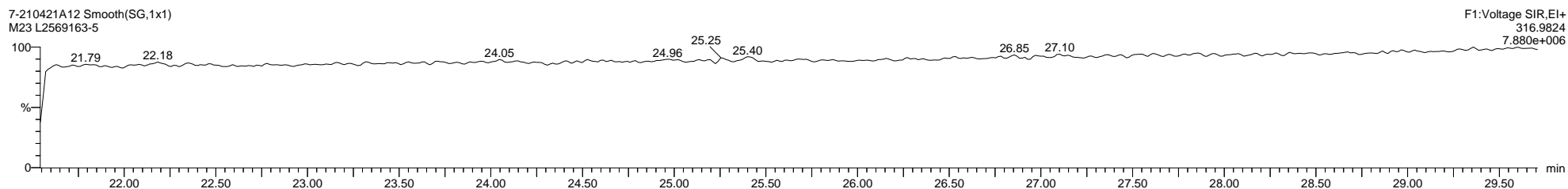
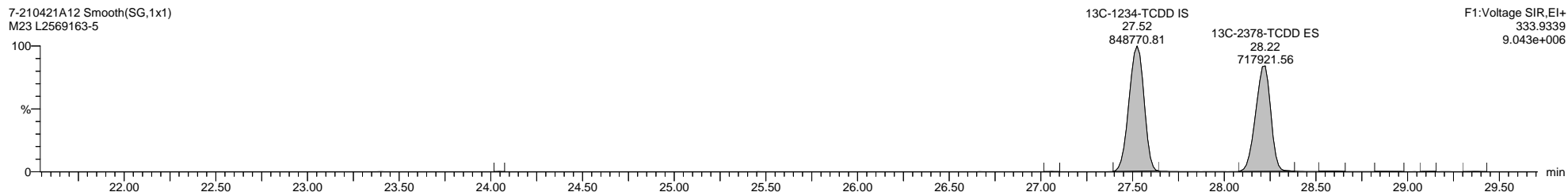

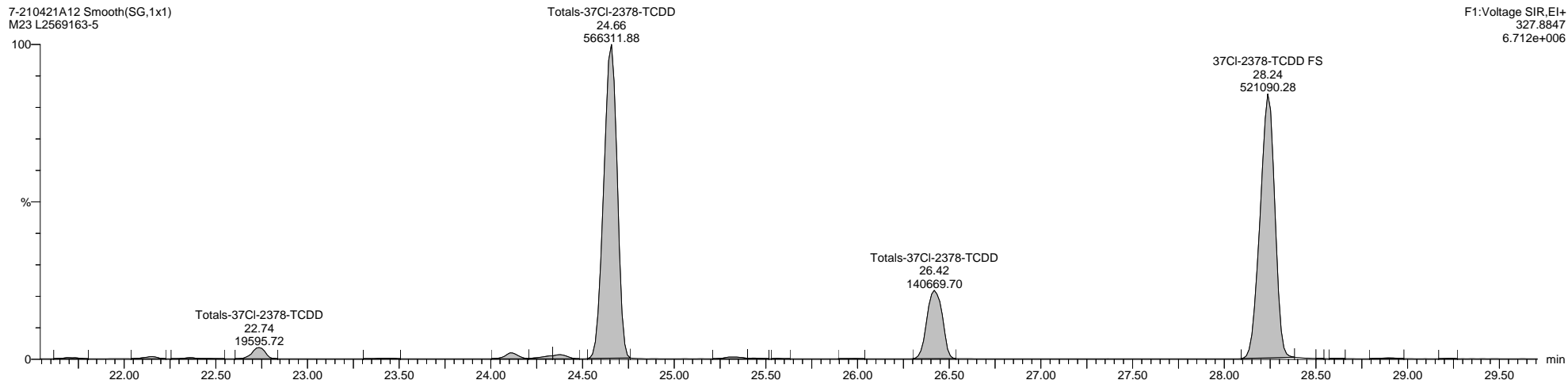
MassLynx MassLynx V4.1 SCN 901

Dataset: I:\Organics Instrument\HIGHRES GCMS Completed Results Files\HR-7\7-210421A-M23-0422NA.qld

Last Altered: Monday, April 26, 2021 16:05:34 Eastern Daylight Time

Printed: Monday, April 26, 2021 16:06:52 Eastern Daylight Time

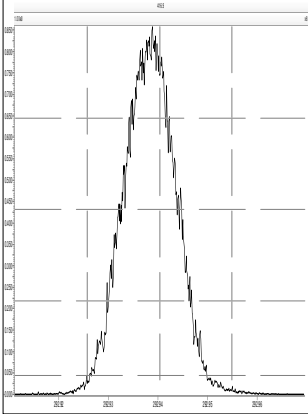
Name: 7-210421A12, Date: 21-Apr-2021, Time: 20:27:16, ID: L2569163-5, Description: M23, Vial: Tray1:11



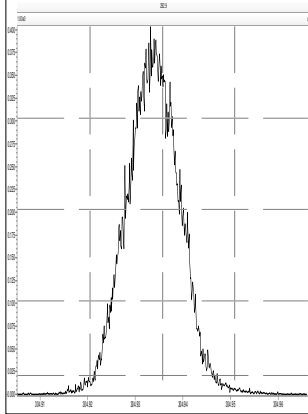
File: Experiment: Dioxin\_1613B.exp Reference: Pfk.ref Function: 1 @ 200 (ppm)

Printed: Wednesday, April 21, 2021 12:34:35 Eastern Daylight Time

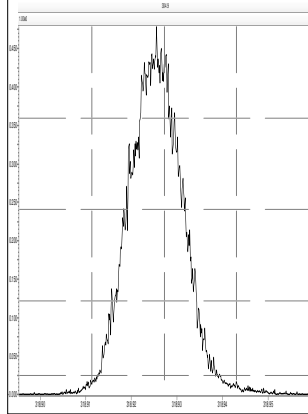
M 292.9824 R 12313



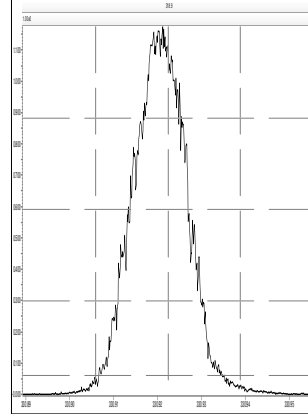
M 304.9824 R 12257



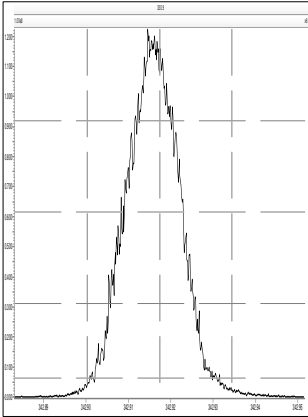
M 318.9792 R 12019



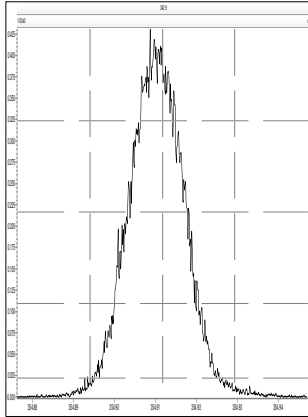
M 330.9792 R 11519



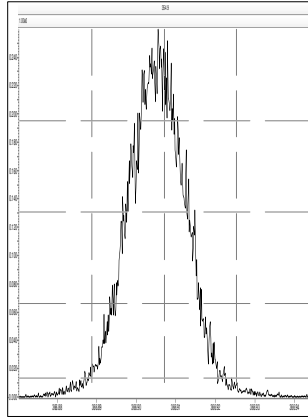
M 342.9792 R 11850



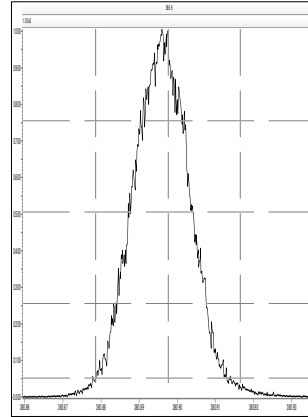
M 354.9792 R 11520



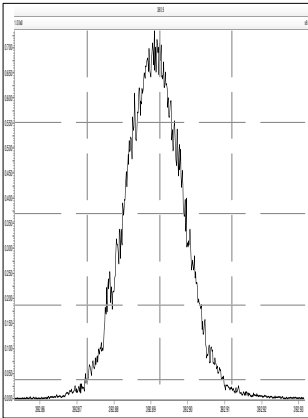
M 366.9792 R 11158



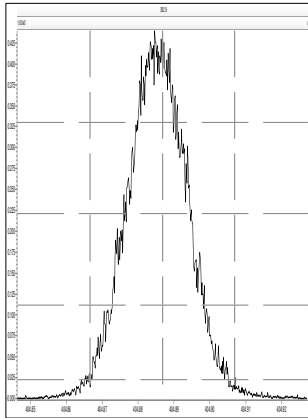
M 380.9760 R 11014



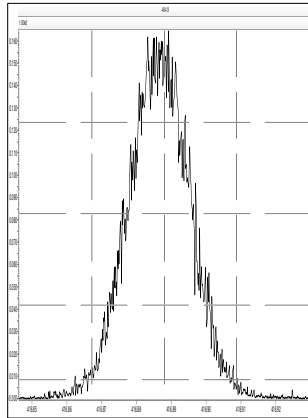
M 392.9760 R 10547



M 404.9760 R 10550



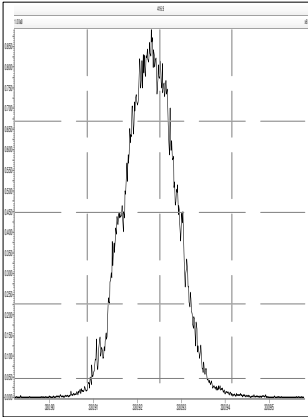
M 416.9760 R 10246



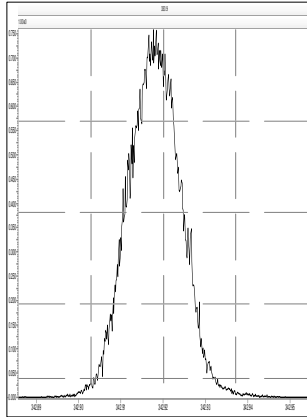
File: Experiment: Dioxin\_1613B.exp Reference: Pfk.ref Function: 2 @ 200 (ppm)

Printed: Wednesday, April 21, 2021 12:34:55 Eastern Daylight Time

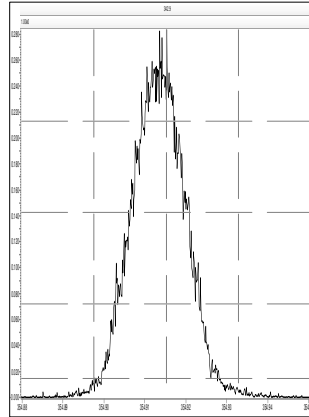
M 330.9792 R 12442



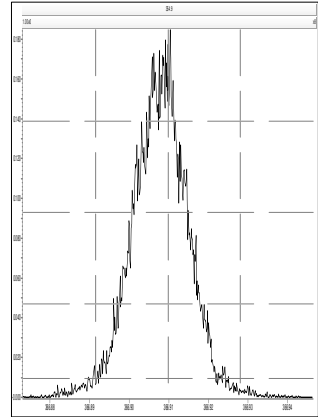
M 342.9792 R 12311



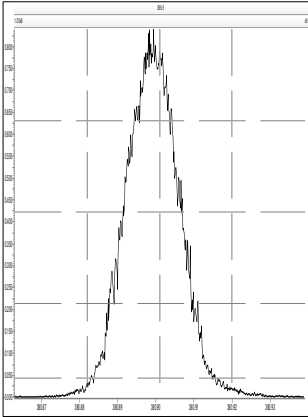
M 354.9792 R 12194



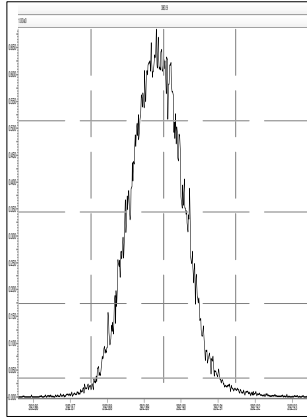
M 366.9792 R 11959



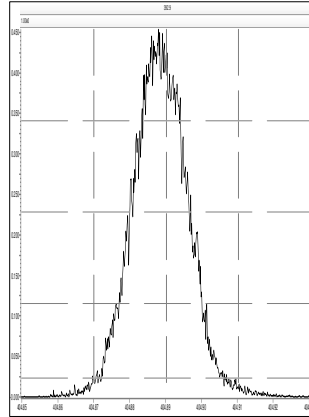
M 380.9760 R 11906



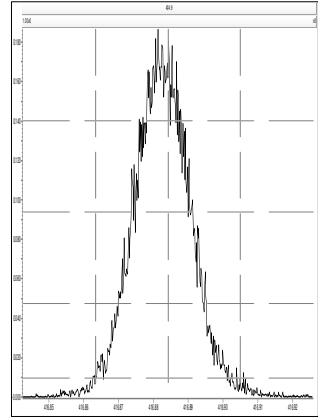
M 392.9760 R 11847



M 404.9760 R 11850



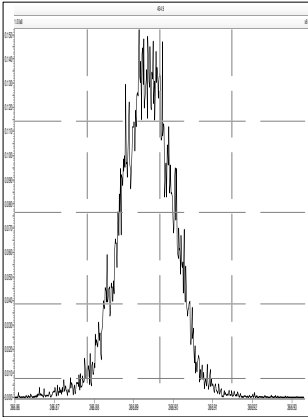
M 416.9760 R 10869



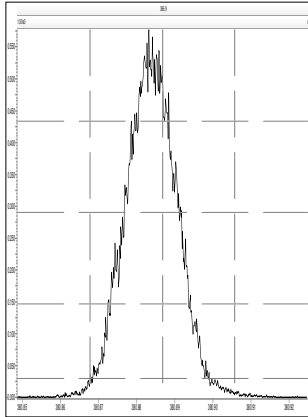
File: Experiment: Dioxin\_1613B.exp Reference: Pfk.ref Function: 3 @ 200 (ppm)

Printed: Wednesday, April 21, 2021 12:35:13 Eastern Daylight Time

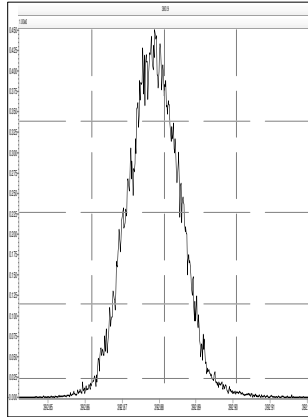
M 366.9792 R 12883



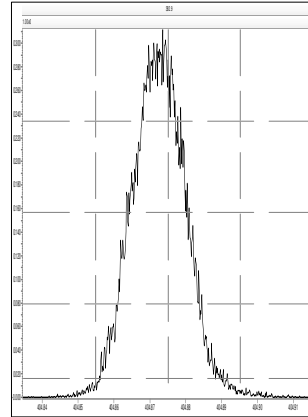
M 380.9760 R 12377



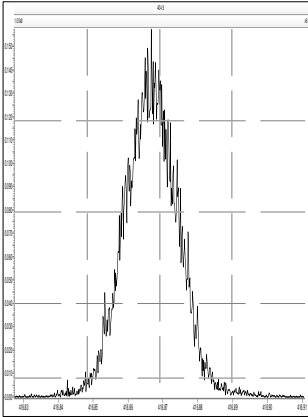
M 392.9760 R 12498



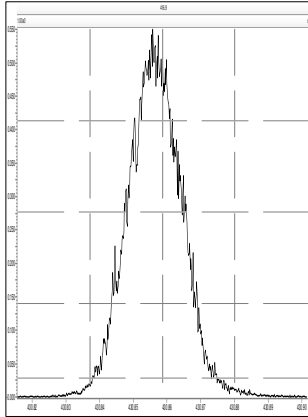
M 404.9760 R 11850



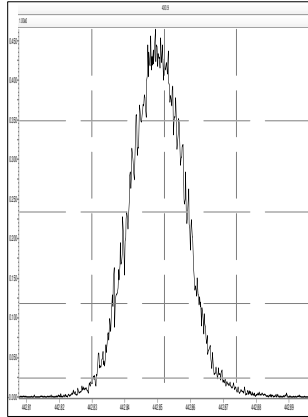
M 416.9760 R 12195



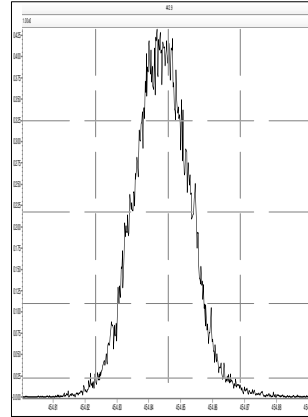
M 430.9728 R 11626



M 442.9728 R 11464



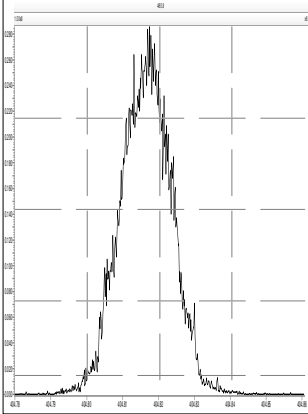
M 454.9728 R 11573



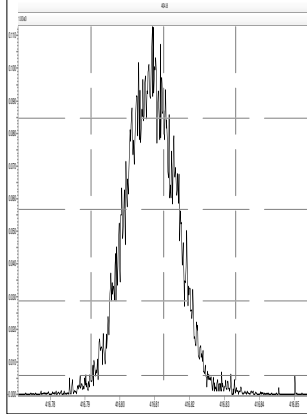
File: Experiment: Dioxin\_1613B.exp Reference: Pfk.ref Function: 4 @ 200 (ppm)

Printed: Wednesday, April 21, 2021 12:35:30 Eastern Daylight Time

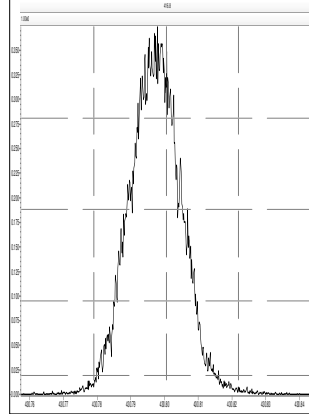
M 404.9760 R 12755



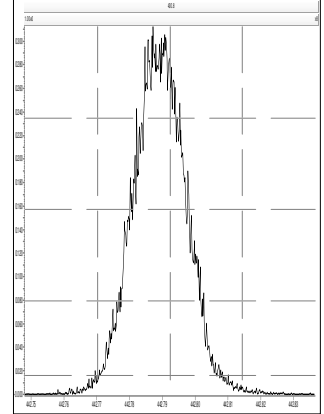
M 416.9760 R 12823



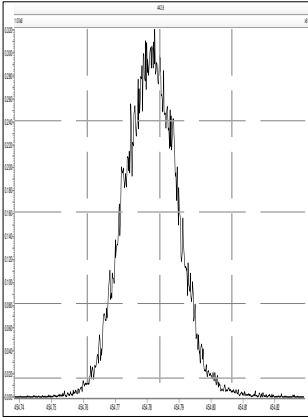
M 430.9728 R 12377



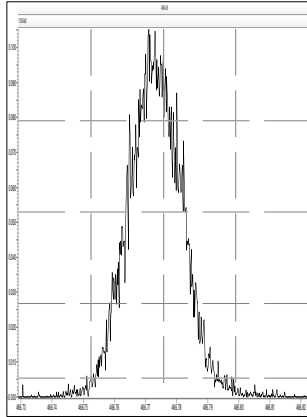
M 442.9728 R 12018



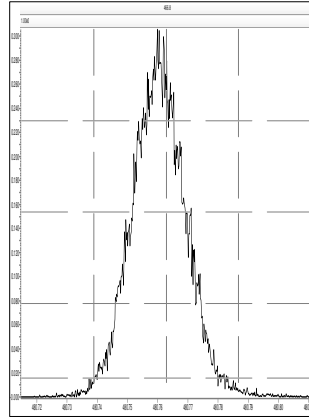
M 454.9728 R 11680



M 466.9728 R 12195



M 480.9696 R 11735

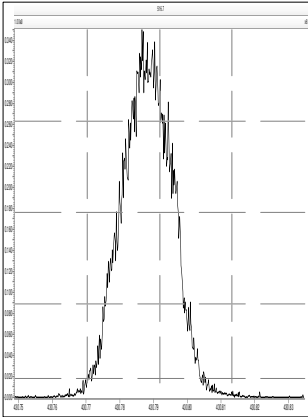




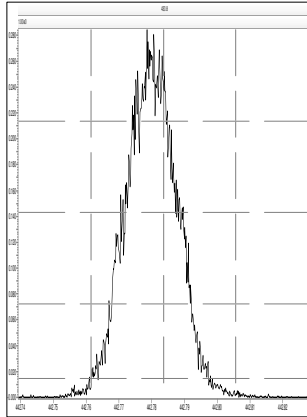
File: Experiment: Dioxin\_1613B.exp Reference: Pfk.ref Function: 5 @ 200 (ppm)

Printed: Wednesday, April 21, 2021 12:35:48 Eastern Daylight Time

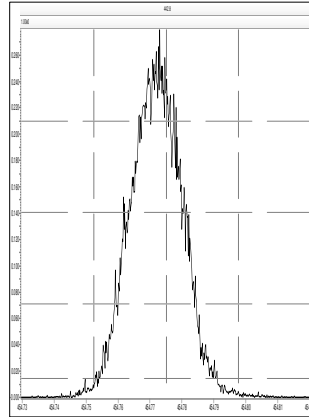
M 430.9728 R 12691



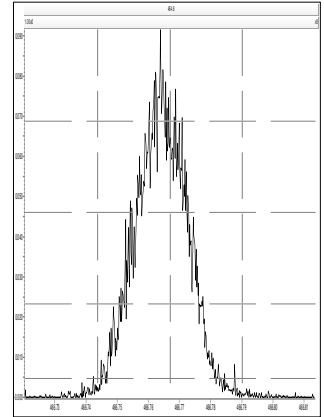
M 442.9728 R 12375



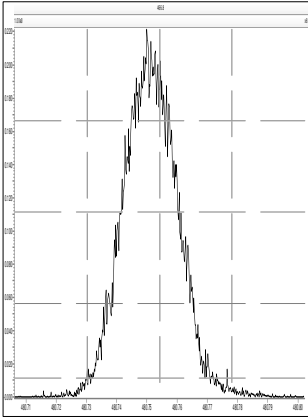
M 454.9728 R 12256



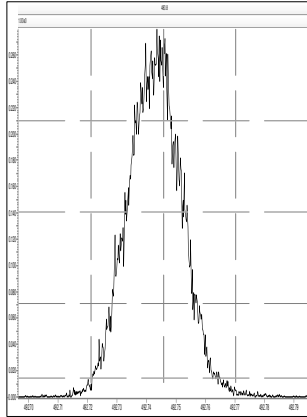
M 466.9728 R 12755



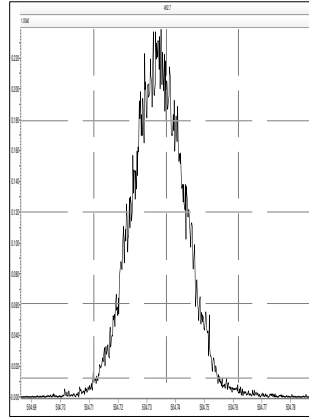
M 480.9696 R 12193



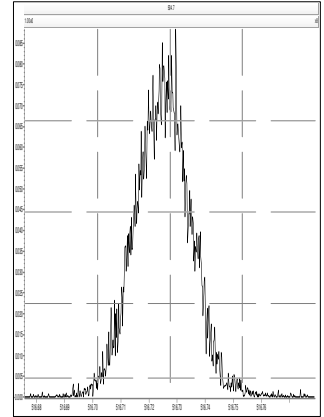
M 492.9696 R 11518



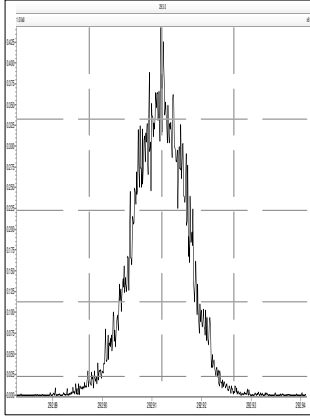
M 504.9696 R 12135



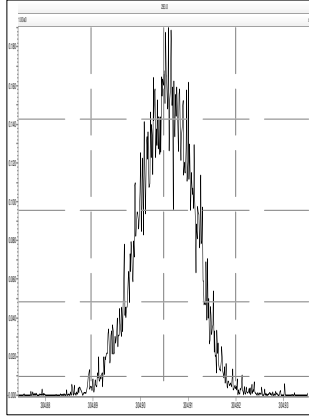
M 516.9697 R 12439



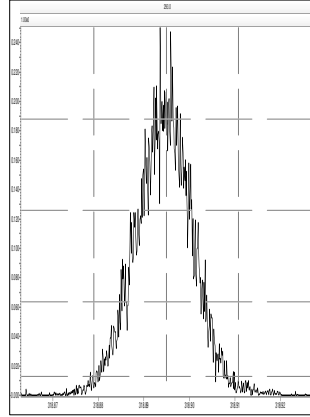
M 292.9824 R 12230



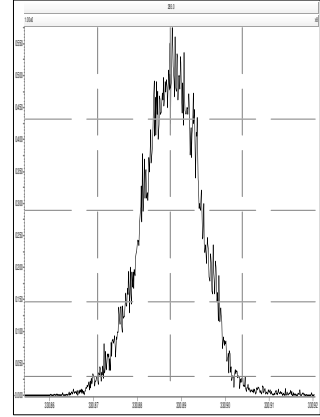
M 304.9824 R 11793



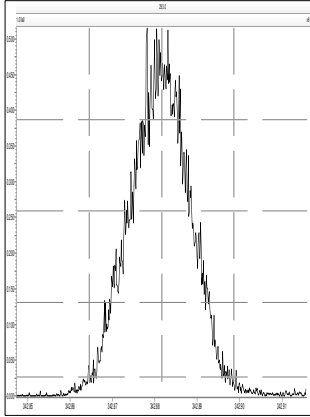
M 318.9792 R 11295



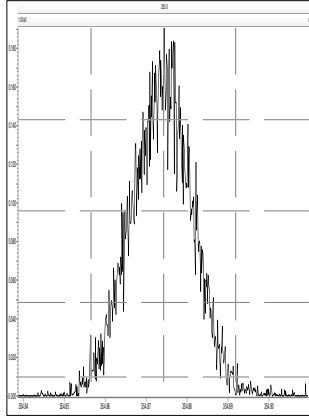
M 330.9792 R 11441



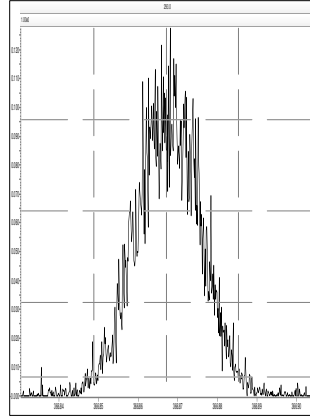
M 342.9792 R 10742



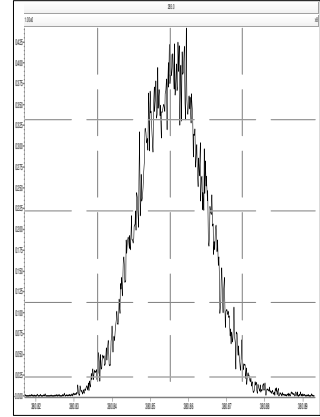
M 354.9792 R 11038



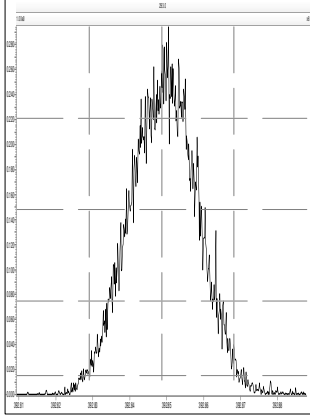
M 366.9792 R 9960



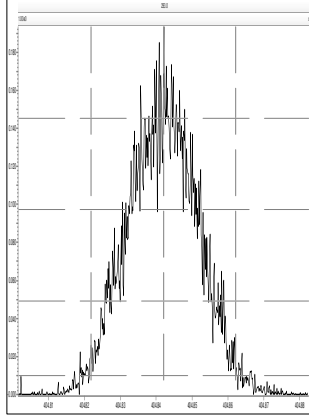
M 380.9760 R 9959



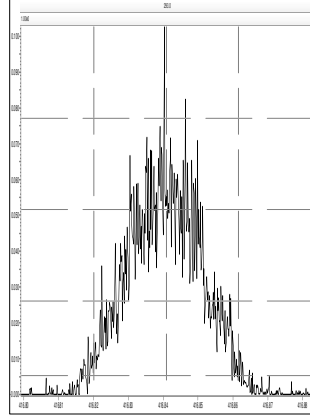
M 392.9760 R 9505



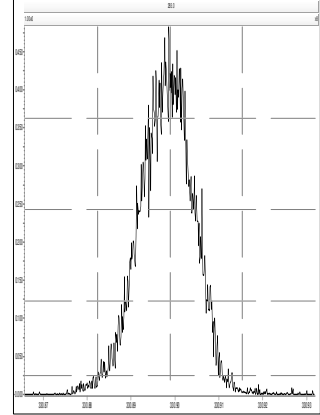
M 404.9760 R 9506



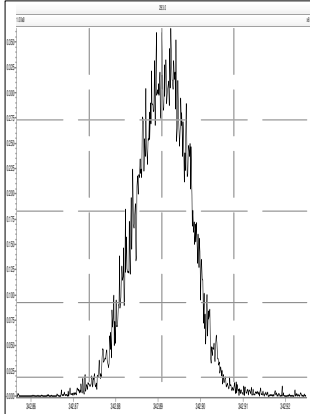
M 416.9760 R 9986



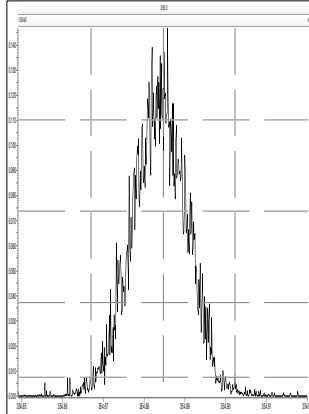
M 330.9792 R 12053



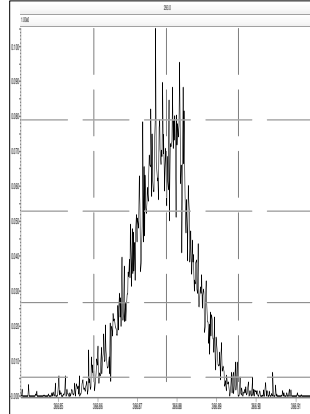
M 342.9792 R 11600



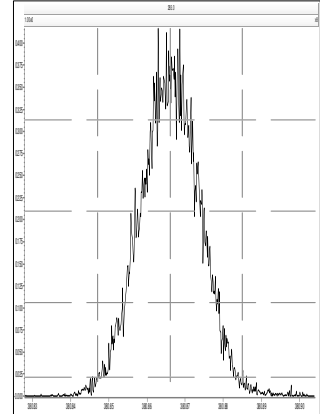
M 354.9792 R 12145



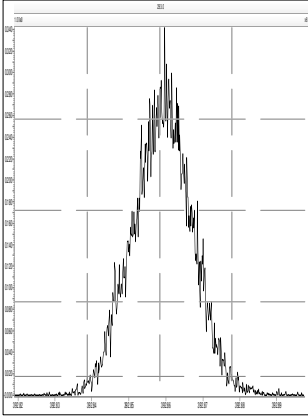
M 366.9792 R 11235



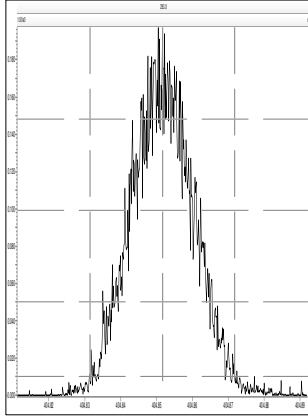
M 380.9760 R 10941



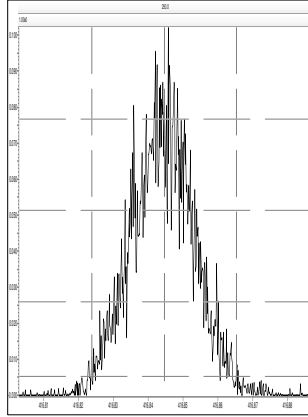
M 392.9760 R 11286



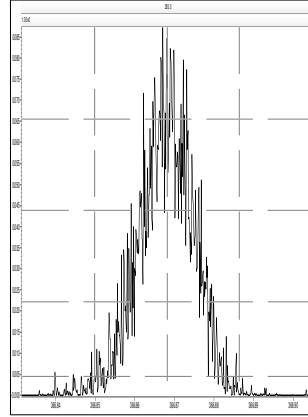
M 404.9760 R 10526



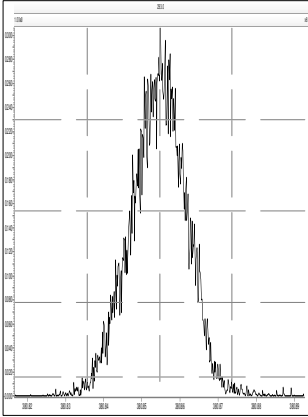
M 416.9760 R 10505



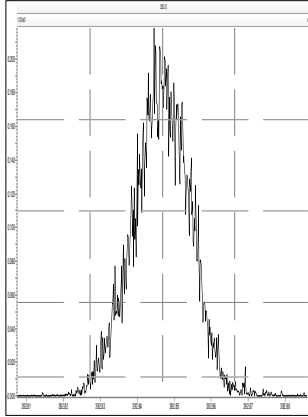
M 366.9792 R 13687



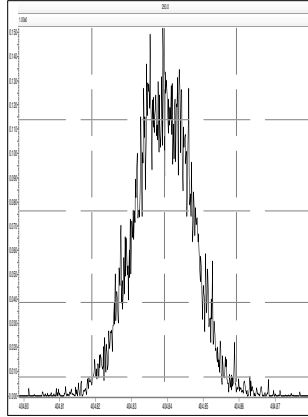
M 380.9760 R 11857



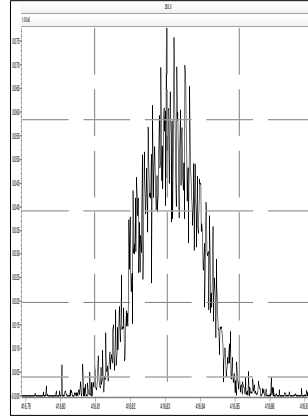
M 392.9760 R 11608



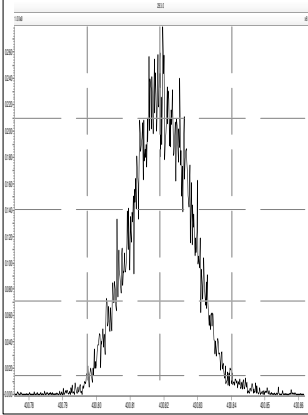
M 404.9760 R 12084



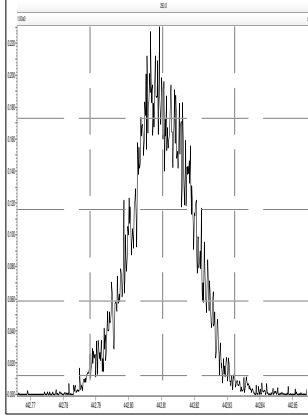
M 416.9760 R 12658



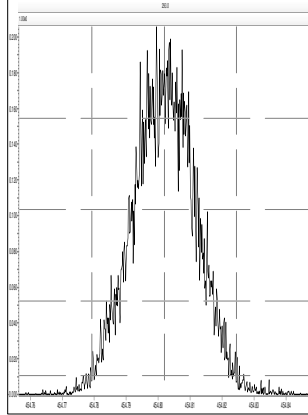
M 430.9728 R 10849



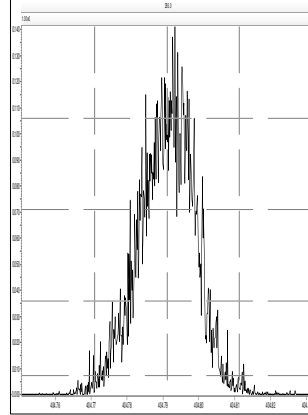
M 442.9728 R 10549



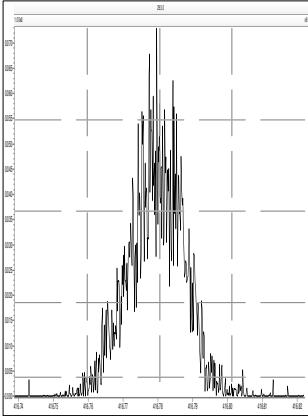
M 454.9728 R 10396



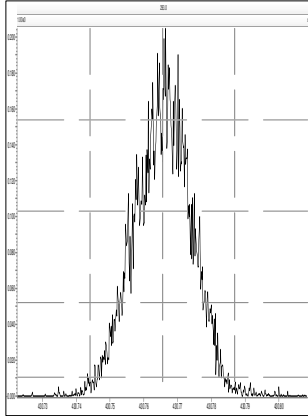
M 404.9760 R 12255



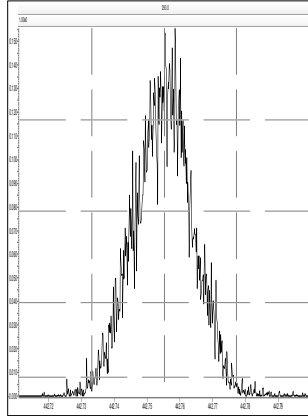
M 416.9760 R 12580



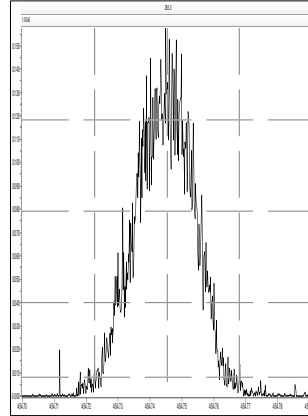
M 430.9728 R 11363



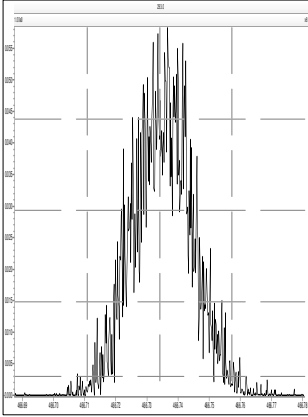
M 442.9728 R 11161



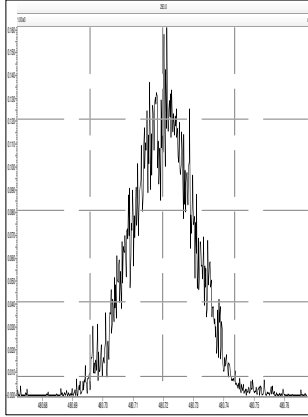
M 454.9728 R 11148



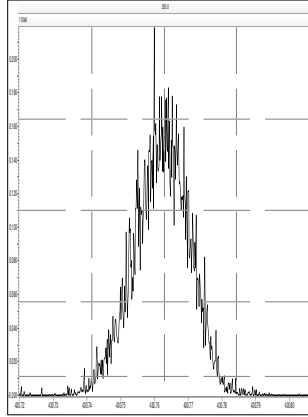
M 466.9728 R 12367



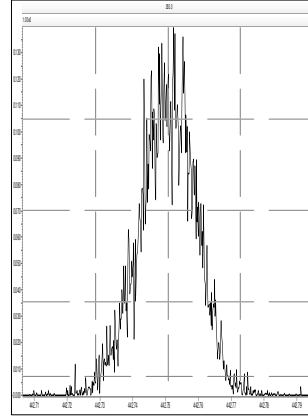
M 480.9696 R 10364



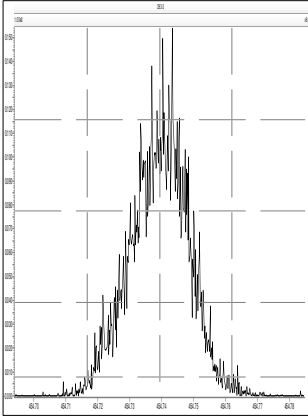
M 430.9728 R 12256



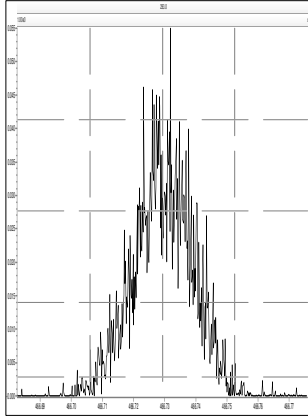
M 442.9728 R 12079



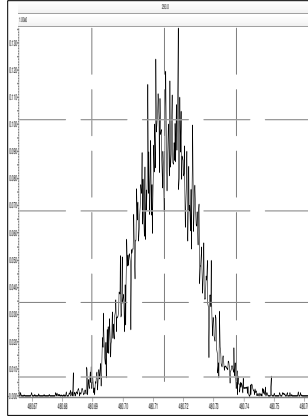
M 454.9728 R 11628



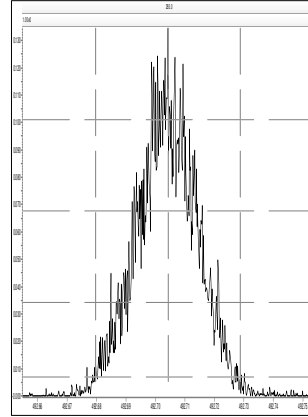
M 466.9728 R 11682



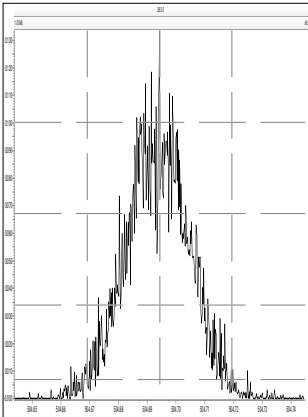
M 480.9696 R 11580



M 492.9696 R 10615



M 504.9696 R 11317



M 516.9697 R 11662

