

# SVOC DATA PACKAGE

## APPENDIX 1: INSTRUMENT OUTPUT DOCUMENTS

Including For Each Analytical Sequence::

- The scanned instrument runlogs
- Instrument output (SICP chromatograms) indicating the integrations used for quantification including:
  - GC chromatographic resolution checks, where appropriate
  - SICPs for the run
  - SICP chromatograms indicating both the automated and manual peak integration where this has been edited
- Reference peak profiles indicating the mass resolution
  - Pre-run mass calibration check printouts
  - Post-run mass calibration check printouts

Sample List Report

MassLynx 4.1 SCN815 SCN795

Sample List: C:\MassLynx\Default.pro\Sampled\7-190724A-RUN.SPL

Page 1 of 2

Last Modified: Wednesday, July 24, 2019 16:18:07 Eastern Daylight Time

Printed: Thursday, July 25, 2019 15:37:45 Eastern Daylight Time

Page Position (1, 1)

File Name	Sample ID	File Text	MS File	Inlet File	Vial
1 7-190724A01	H7-19-CCV-CS3-0017	1613B-CS3+PERF-011D	Dioxin_1613B	Dioxin_1613B	Tray1:1
2 7-190724A02	H7-19-CCV-CS2-0017	1613B-CS2-011	Dioxin_1613B	Dioxin_1613B	Tray1:3
3 7-190724A03	H7-19-CCV-CS1-0017	1613B-CS1-011	Dioxin_1613B	Dioxin_1613B	Tray1:4
4 7-190724A04	H7-19-CCV-CS0-0017	1613B-CS0-011	Dioxin_1613B	Dioxin_1613B	Tray1:5
5 7-190724A05	H7-19-CCV-L0D-0017	1613B-L0D-011	Dioxin_1613B	Dioxin_1613B	Tray1:6
6 7-190724A06	H7-19-CCV-CS5-0017	1613B-CS5-011	Dioxin_1613B	Dioxin_1613B	Tray1:7
7 7-190724A07	H7-19-CCV-CS4-0017	1613B-CS4-011	Dioxin_1613B	Dioxin_1613B	Tray1:8
8 7-190724A08	H7-19-CCV-RS1-0017	1613B-RS1-011	Dioxin_1613B	Dioxin_1613B	Tray1:9
9 7-190724A09	H7-19-CCV-0487	1613B-CS3+PERF-011D	Dioxin_1613B	Dioxin_1613B	Tray1:1
10 7-190724A10	WG3093104-2	M23 LCS	Dioxin_1613B	Dioxin_1613B	Tray1:10
11 7-190724A11	TOLUENE	INST BLANK	Dioxin_1613B	Dioxin_1613B	Tray1:2
12 7-190724A12	TOLUENE	INST BLANK	Dioxin_1613B	Dioxin_1613B	Tray1:2
13 7-190724A13	WG3093104-1	M23 MB	Dioxin_1613B	Dioxin_1613B	Tray1:11
14 7-190724A14	WG3093104-4	M23 MB	Dioxin_1613B	Dioxin_1613B	Tray1:12
15 7-190724A15	L2300730-4	M23	Dioxin_1613B	Dioxin_1613B	Tray1:13
16 7-190724A16	L2300730-1	M23	Dioxin_1613B	Dioxin_1613B	Tray1:14
17 7-190724A17	L2300730-2	M23	Dioxin_1613B	Dioxin_1613B	Tray1:15
18 7-190724A18	L2300730-3	M23	Dioxin_1613B	Dioxin_1613B	Tray1:16
19 7-190724A19	H7-19-CCV-0488	1613B-CS3+PERF-011D	Dioxin_1613B	Dioxin_1613B	Tray1:1
20 7-190724A20	WG3104968-2	DX LCS RX	Dioxin_1613B	Dioxin_1613B	Tray1:17
21 7-190724A21	WG3102342-2	M23 LCS	Dioxin_1613B	Dioxin_1613B	Tray1:18
22 7-190724A22	TOLUENE	INST BLANK	Dioxin_1613B	Dioxin_1613B	Tray1:2
23 7-190724A23	TOLUENE	INST BLANK	Dioxin_1613B	Dioxin_1613B	Tray1:2
24 7-190724A24	WG3104968-1	DX MB RX	Dioxin_1613B	Dioxin_1613B	Tray1:19
25 7-190724A25	WG3102342-1	M23 MB	Dioxin_1613B	Dioxin_1613B	Tray1:20
26 7-190724A26	WG3102342-4	M23 MB	Dioxin_1613B	Dioxin_1613B	Tray1:21
27 7-190724A27	L2283658-26	DX RX	Dioxin_1613B	Dioxin_1613B	Tray1:22
28 7-190724A28	L2283658-28	DX RX	Dioxin_1613B	Dioxin_1613B	Tray1:23
29 7-190724A29	L2308172-3	M23	Dioxin_1613B	Dioxin_1613B	Tray1:24
30 7-190724A30	L2308172-1	M23	Dioxin_1613B	Dioxin_1613B	Tray1:25
31 7-190724A31	L2308172-2	M23	Dioxin_1613B	Dioxin_1613B	Tray1:26
32 7-190724A32	H7-19-CCV-0489	1613B-CS3+PERF-011D	Dioxin_1613B	Dioxin_1613B	Tray1:1
33 7-190724A33	CCV TEST	1613B-CS3+PERF-011C	Dioxin_1613B	Dioxin_1613B	Tray1:78

VP ✓  
 PMR ✓  
 INJ AI ✓ A2(C01) ✓ A2(C02) ✓  
 CO AI MB CONTAMINATION A2 ✓  
 REL/PAT AI ✓ A2(C01) ✓ A2(C02) CCV 489 2378 TCAF ↑ (122)  
 DILN AI ✓ A2(C01) ✓ A2(C02) ✓  
 LM/DPE AI ✓ A2(C01) ✓ A2(C02) ✓  
 CC ✓✓  
 MR ✓  
 RL ✓  
 RES ✓  
 DATA ✓

✓ 7-190724A-ICAL-1613/M23  
 ✓ 7-190724A-ICAL-1613/M23-QC  
 ✓ 7-190724A1-Q1-0725 TP ✓  
 ✓ 7-190724A2-Q1-0725 TP  
 ✓ 7-190724A2-Q2-0725 TP

**Sample List Report**

MassLynx MassLynx V4.1 SCN 901

Sample List: C:\MassLynx\Dioxin.PRO\SampleDB\7-190724A-ICAL\_M23.SPL  
Last Modified: Thursday, July 25, 2019 09:27:01 Eastern Daylight Time  
Printed: Friday, August 30, 2019 14:23:52 Eastern Daylight Time

Page 1 of 1

Page Position (1, 1)

	File Name	Sample ID	File Text	Sample Type	Na Conc Te	Na Conc Pe-Hp	Na Conc Oc	ES Conc Te-Hp	ES Conc Oc	Conc IS	Conc CS	Conc FS 37Cl	Conc FS Pe-Hp
1	7-190724A03	H7-19-CCV-CS1-0017	1613B-CS1-011	Standard	0.5	2.5	5	100	200	100	100	0.5	100
2	7-190724A02	H7-19-CCV-CS2-0017	1613B-CS2-011	Standard	2	10	20	100	200	100	100	2	100
3	7-190724A01	H7-19-CCV-CS3-0017	1613B-CS3+PERF-011D	Standard	10	50	100	100	200	100	100	10	100
4	7-190724A07	H7-19-CCV-CS4-0017	1613B-CS4-011	Standard	40	200	400	100	200	100	100	40	100
5	7-190724A06	H7-19-CCV-CS5-0017	1613B-CS5-011	Standard	200	1000	2000	100	200	100	100	200	100
6	7-190724A05	H7-19-CCV-LOD-0017	1613B-LOD-011	Analyte	0.25	.25	0.5	100	200	100	100	.25	100
7	7-190724A08	H7-19-CCV-RS1-0017	1613B-RS1-011	Analyte	10	50	100	100	200	100	100	10	100
8	7-190724A09	H7-19-CCV-0487	1613B-CS3+PERF-011D	Analyte	10	50	100	100	200	100	100	10	100

**Quantify Sample Summary Report**      **MassLynx MassLynx V4.1 SCN 901**

Dataset: C:\MassLynx\Dioxin.PRO\Result Files\7-190724A-ICAL\_M23.qld

Last Altered: Thursday, July 25, 2019 09:29:35 Eastern Daylight Time

Printed: Friday, August 30, 2019 14:29:16 Eastern Daylight Time

**Method: C:\MassLynx\Dioxin.PRO\MethDB\Dioxin\_M23A.mdb 24 Jul 2019 09:33:17**

**Calibration: C:\MassLynx\Dioxin.PRO\CurveDB\7-190724A-CAL5-M23.cdb 25 Jul 2019 09:29:35**

**Name: 7-190724A03, Date: 24-Jul-2019, Time: 17:20:05, ID: H7-19-CCV-CS1-0017, Description: 1613B-CS1-011, Vial: Tray1:4**

	Target Analyte	#Hom	Total Area	Ion1 Area	Ion2 Area	Ra	Ra Fail=YES	RT	RRT	RT LCL	RT UCL	pg	%Rec	Mod.Comment	Noise 1	Noise 2
1	2378-TCDD		5561.676	2316.770	3245	0.71	NO	28.05	1.00	28.02	28.08	0.44939	89.9	TP190725MB	382	345
2	12378-PeCDD		17430.063	10548.040	6882	1.53	NO	32.12	1.00	32.08	32.15	2.26995	90.8		399	240
3	123478-HxCDD		15673.090	8626.969	7046	1.22	NO	34.16	1.00	34.13	34.19	2.16198	86.5		538	652
4	123678-HxCDD		17666.568	9973.602	7693	1.30	NO	34.21	1.00	34.17	34.24	2.23507	89.4		538	652
5	123789-HxCDD		17243.076	9444.572	7799	1.21	NO	34.34	1.00	34.30	34.37	2.25286	90.1		538	652
6	1234678-HpCDD		12698.377	6389.053	6309	1.01	NO	35.82	1.00	35.79	35.86	2.25526	90.2		379	399
7	OCDD		23299.026	11039.463	12260	0.90	NO	37.32	1.00	37.29	37.35	4.85334	97.1		310	320
8	2378-TCDF		6884.790	2951.840	3933	0.75	NO	27.13	1.00	27.09	27.16	0.45902	91.8	TP190725MB	225	337
9	12378-PeCDF		24506.256	14899.446	9607	1.55	NO	31.18	1.00	31.15	31.22	2.30879	92.4		596	509
10	23478-PeCDF		26092.842	15935.753	10157	1.57	NO	31.89	1.17	31.86	31.93	2.21174	88.5		596	509
11	123478-HxCDF		21365.201	11342.419	10023	1.13	NO	33.67	0.98	33.64	33.70	2.35850	94.3		926	1521
12	123678-HxCDF		23209.851	12480.979	10729	1.16	NO	33.73	1.00	33.70	33.77	2.38179	95.3		926	1521
13	234678-HxCDF		21516.606	11576.021	9941	1.16	NO	34.06	0.99	34.03	34.10	2.36000	94.4		926	1521
14	123789-HxCDF		18055.545	9942.916	8113	1.23	NO	34.48	1.00	34.44	34.51	2.26539	90.6		926	1521
15	1234678-HpCDF		13777.711	9029.604	4748	1.90	NO	35.27	1.00	35.23	35.30	2.26734	90.7		812	598
16	1234789-HpCDF		11573.741	7421.344	4152	1.79	NO	36.08	1.05	36.04	36.11	2.25369	90.1		812	598
17	OCDF		25271.510	11893.870	13378	0.89	NO	37.41	1.00	37.38	37.45	4.57819	91.6		242	350
18	37Cl-2378-TCDD FS		6000.608	6000.608				28.06	1.00	28.03	28.10	0.46744	93.5		366	
19	13C-123478-HxCDD FS		713431.907	397953.188	315479	1.26	NO	34.15	0.99	34.11	34.18	92.91431	92.9		3953	2705
20	13C-23478-PeCDF FS		1292339.7...	788051.938	504288	1.56	NO	31.88	1.17	31.85	31.92	99.64227	99.6		1755	1429
21	13C-123478-HxCDF FS		869618.063	295185.563	574433	0.51	NO	33.66	0.98	33.62	33.69	101.47236	101.5		2558	4071
22	13C-1234789-HpCDF FS		544752.844	171487.344	373266	0.46	NO	36.07	1.05	36.03	36.10	95.98473	96.0		1772	2734
23	13C-2378-TCDD ES		1112524.751	489844.313	622680	0.79	NO	28.04	1.02	28.00	28.07	98.60117	98.6		1203	1124
24	13C-12378-PeCDD ES		854083.344	521794.125	332289	1.57	NO	32.10	1.17	32.07	32.14	92.31767	92.3		2149	1338
25	13C-123678-HxCDD ES		853575.250	473654.375	379921	1.25	NO	34.20	1.00	34.17	34.23	99.44837	99.4		3953	2705
26	13C-1234678-HpCDD ES		607849.406	314466.656	293383	1.07	NO	35.82	1.04	35.79	35.86	92.01603	92.0		1119	2257
27	13C-OCDD ES		1005641.3...	471962.031	533679	0.88	NO	37.32	1.09	37.29	37.35	170.11587	85.1		1270	1430
28	13C-2378-TCDF ES		1762434.1...	753366.188	1009068	0.75	NO	27.11	0.99	27.08	27.15	98.76698	98.8		2190	1165
29	13C-12378-PeCDF ES		1240837.7...	763855.813	476982	1.60	NO	31.17	1.14	31.14	31.20	94.07009	94.1		1755	1429
30	13C-123678-HxCDF ES		990445.875	343774.500	646671	0.53	NO	33.73	0.98	33.69	33.76	95.78082	95.8		2558	4071
31	13C-1234678-HpCDF ES		694087.859	213209.703	480878	0.44	NO	35.26	1.03	35.22	35.29	94.28102	94.3		1772	2734
32	13C-123789-HxCDF CS		807164.751	272819.938	534345	0.51	NO	34.48	1.00	34.44	34.51	94.39790	94.4		2558	4071
33	13C-1234-TCDD IS		1240529.3...	547801.625	692728	0.79	NO	27.35	0.00	27.32	27.38	107.07969	107.1		1203	1124
34	13C-123789-HxCDD IS		784190.626	435078.813	349112	1.25	NO	34.33	0.00	34.30	34.36	99.21759	99.2		3953	2705



**Quantify Sample Summary Report      MassLynx MassLynx V4.1 SCN 901**

Dataset:      C:\MassLynx\Dioxin.PRO\Result Files\7-190724A-ICAL\_M23.qld

Last Altered:    Thursday, July 25, 2019 09:29:35 Eastern Daylight Time

Printed:        Friday, August 30, 2019 14:29:16 Eastern Daylight Time

**Name: 7-190724A03, Date: 24-Jul-2019, Time: 17:20:05, ID: H7-19-CCV-CS1-0017, Description: 1613B-CS1-011, Vial: Tray1:4**

	Target Analyte	#Hom	Total Area	Ion1 Area	Ion2 Area	Ra	Ra Fail=YES	RT	RRT	RT LCL	RT UCL	pg	%Rec	Mod.Comment	Noise 1	Noise 2
35	Total-Tetradoxins	1		2316.770								0.44939			382	
36	Total-Pentadoxins	1		10548.040								2.26995			399	
37	Total-Hexadoxins	3		28045.143								6.64990			538	
38	Total-Heptadoxins	1		6389.053								2.25526			379	
39	Total-OCDD	1		11039.463								4.85334			310	
40	Total-Tetrafurans	1		2951.840								0.45902			225	
41	Total-PeCDF-F1			0.000											271	
42	Total-Pentafurans	2		30835.199								4.52053			596	
43	Total-Hexafurans	5		45591.867								9.41332			926	
44	Total-Heptafurans	2		16450.948								4.52103			812	
45	Totals-OCDF	1		11893.870								4.57819			242	
46	Totals-37Cl-2378-TCDD	1		6000.608								0.46744			366	

**Quantify Sample Summary Report**      **MassLynx MassLynx V4.1 SCN 901**

Dataset: C:\MassLynx\Dioxin.PRO\Result Files\7-190724A-ICAL\_M23.qld

Last Altered: Thursday, July 25, 2019 09:29:35 Eastern Daylight Time

Printed: Friday, August 30, 2019 14:29:16 Eastern Daylight Time

**Name: 7-190724A02, Date: 24-Jul-2019, Time: 16:37:39, ID: H7-19-CCV-CS2-0017, Description: 1613B-CS2-011, Vial: Tray1:3**

	Target Analyte	#Hom	Total Area	Ion1 Area	Ion2 Area	Ra	Ra Fail=YES	RT	RRT	RT LCL	RT UCL	pg	%Rec	Mod.Comment	Noise 1	Noise 2
1	2378-TCDD		17086.433	7459.367	9627	0.77	NO	28.08	1.00	28.05	28.11	1.79614	89.8	TP190725MB	443	465
2	12378-PeCDD		61730.098	38621.121	23109	1.67	NO	32.12	1.00	32.08	32.15	9.95203	99.5		498	189
3	123478-HxCDD		57534.662	31918.717	25616	1.25	NO	34.15	0.99	34.12	34.19	9.89936	99.0		2378	1068
4	123678-HxCDD		62534.199	34923.789	27610	1.26	NO	34.21	1.00	34.17	34.24	9.86821	98.7		2378	1068
5	123789-HxCDD		60150.000	33370.398	26780	1.25	NO	34.33	1.00	34.30	34.36	9.80248	98.0		2378	1068
6	1234678-HpCDD		48752.092	24779.729	23972	1.03	NO	35.82	1.00	35.79	35.86	9.54711	95.5		584	547
7	OCDD		89717.996	41115.734	48602	0.85	NO	37.32	1.00	37.29	37.35	19.61950	98.1		629	896
8	2378-TCDF		21273.431	9279.833	11994	0.77	NO	27.16	1.00	27.12	27.19	1.85073	92.5	TP190725MB	503	405
9	12378-PeCDF		82897.121	50516.328	32381	1.56	NO	31.19	1.00	31.16	31.23	9.74619	97.5		498	523
10	23478-PeCDF		93438.340	56733.262	36705	1.55	NO	31.89	1.16	31.86	31.93	9.88381	98.8		498	523
11	123478-HxCDF		76648.484	41895.449	34753	1.21	NO	33.66	0.98	33.63	33.70	9.80190	98.0		1430	1096
12	123678-HxCDF		82416.055	44234.582	38181	1.16	NO	33.73	1.00	33.70	33.77	9.79763	98.0		1430	1096
13	234678-HxCDF		76892.235	42111.559	34781	1.21	NO	34.06	0.99	34.02	34.09	9.77009	97.7		1430	1096
14	123789-HxCDF		64073.484	35299.859	28774	1.23	NO	34.48	1.00	34.44	34.51	9.31296	93.1		1430	1096
15	1234678-HpCDF		52871.058	34867.652	18003	1.94	NO	35.27	1.00	35.23	35.30	9.70153	97.0		705	712
16	1234789-HpCDF		43254.015	28478.158	14776	1.93	NO	36.07	1.05	36.03	36.10	9.39138	93.9		705	712
17	OCDF		103506.864	48533.934	54973	0.88	NO	37.40	1.00	37.37	37.44	19.68509	98.4		585	737
18	37Cl-2378-TCDD FS		18498.189	18498.189				28.08	1.00	28.05	28.11	1.87468	93.7		409	
19	13C-123478-HxCDD FS		623258.437	347587.906	275671	1.26	NO	34.15	0.99	34.11	34.18	101.24643	101.2		2403	2576
20	13C-23478-PeCDF FS		1019298.5...	622580.000	396719	1.57	NO	31.88	1.16	31.85	31.92	98.07444	98.1		1129	1178
21	13C-123478-HxCDF FS		725540.766	246551.203	478990	0.51	NO	33.66	0.98	33.62	33.69	98.07499	98.1		1600	2929
22	13C-1234789-HpCDF FS		499044.765	151116.859	347928	0.43	NO	36.07	1.05	36.03	36.10	98.04479	98.0		1392	1860
23	13C-2378-TCDD ES		855150.875	378069.125	477082	0.79	NO	28.05	1.02	28.02	28.08	98.89282	98.9		1013	2013
24	13C-12378-PeCDD ES		689926.157	422698.969	267227	1.58	NO	32.10	1.17	32.07	32.14	97.30537	97.3		827	696
25	13C-123678-HxCDD ES		684321.750	381694.125	302628	1.26	NO	34.20	1.00	34.17	34.23	101.28576	101.3		2403	2576
26	13C-1234678-HpCDD ES		551271.313	277222.500	274049	1.01	NO	35.81	1.04	35.78	35.85	106.01445	106.0		1642	3006
27	13C-OCDD ES		957937.844	449486.063	508452	0.88	NO	37.31	1.09	37.28	37.35	205.85965	102.9		1030	1049
28	13C-2378-TCDF ES		1350659.3...	588845.125	761814	0.77	NO	27.13	0.99	27.09	27.16	98.76301	98.8		2276	1989
29	13C-12378-PeCDF ES		994322.969	593505.500	400817	1.48	NO	31.18	1.14	31.15	31.22	98.35890	98.4		1129	1178
30	13C-123678-HxCDF ES		854975.188	298933.063	556042	0.54	NO	33.73	0.98	33.69	33.76	105.03487	105.0		1600	2929
31	13C-1234678-HpCDF ES		622489.531	191206.875	431283	0.44	NO	35.26	1.03	35.22	35.29	107.41725	107.4		1392	1860
32	13C-123789-HxCDF CS		692194.750	234405.750	457789	0.51	NO	34.47	1.00	34.44	34.50	102.83966	102.8		1600	2929
33	13C-1234-TCDD IS		950730.469	418691.281	532039	0.79	NO	27.38	0.00	27.35	27.41	82.06491	82.1		1013	2013
34	13C-123789-HxCDD IS		617290.313	345703.344	271587	1.27	NO	34.33	0.00	34.30	34.36	78.10098	78.1		2403	2576
35	Total-Tetradoxins	1		7459.367								1.79614			443	
36	Total-Pentadoxins	2		39094.888								10.07610			498	
37	Total-Hexadoxins	3		100212.904								29.57005			2378	

**Quantify Sample Summary Report      MassLynx MassLynx V4.1 SCN 901**

Dataset:      C:\MassLynx\Dioxin.PRO\Result Files\7-190724A-ICAL\_M23.qld

Last Altered:    Thursday, July 25, 2019 09:29:35 Eastern Daylight Time

Printed:        Friday, August 30, 2019 14:29:16 Eastern Daylight Time

**Name: 7-190724A02, Date: 24-Jul-2019, Time: 16:37:39, ID: H7-19-CCV-CS2-0017, Description: 1613B-CS2-011, Vial: Tray1:3**

	Target Analyte	#Hom	Total Area	Ion1 Area	Ion2 Area	Ra	Ra Fail=YES	RT	RRT	RT LCL	RT UCL	pg	%Rec	Mod.Comment	Noise 1	Noise 2
38	Total-Heptadioxins	2		25237.599								9.72842			584	
39	Total-OCDD	1		41115.734								19.61950			629	
40	Total-Tetrafurans	1		9279.833								1.85073			503	
41	Total-PeCDF-F1			0.000								0.00000			283	
42	Total-Pentafurans	3		109167.791								19.97774			498	
43	Total-Hexafurans	4		163541.449								38.68257			1430	
44	Total-Heptafurans	2		63345.810								19.09291			705	
45	Totals-OCDF	1		48533.934								19.68509			585	
46	Totals-37Cl-2378-TCDD	3		18963.349								1.92183			409	

**Quantify Sample Summary Report**      **MassLynx MassLynx V4.1 SCN 901**

Dataset: C:\MassLynx\Dioxin.PRO\Result Files\7-190724A-ICAL\_M23.qld

Last Altered: Thursday, July 25, 2019 09:29:35 Eastern Daylight Time

Printed: Friday, August 30, 2019 14:29:16 Eastern Daylight Time

**Name: 7-190724A01, Date: 24-Jul-2019, Time: 15:56:22, ID: H7-19-CCV-CS3-0017, Description: 1613B-CS3+PERF-011D, Vial: Tray1:1**

	Target Analyte	#Hom	Total Area	Ion1 Area	Ion2 Area	Ra	Ra Fail=YES	RT	RRT	RT LCL	RT UCL	pg	%Rec	Mod.Comment	Noise 1	Noise 2
1	2378-TCDD		143318.571	61960.391	81358	0.76	NO	28.06	1.00	28.03	28.10	11.33398	113.3		587	550
2	12378-PeCDD		417930.750	260858.875	157072	1.66	NO	32.12	1.00	32.08	32.15	51.30454	102.6		955	1427
3	123478-HxCDD		388332.203	213163.984	175168	1.22	NO	34.15	0.99	34.12	34.19	51.28883	102.6	TP190725MB	2312	5045
4	123678-HxCDD		419047.438	230903.688	188144	1.23	NO	34.21	1.00	34.17	34.24	50.76048	101.5	TP190725MB	2312	5045
5	123789-HxCDD		405279.125	220368.578	184911	1.19	NO	34.34	1.00	34.30	34.37	50.69865	101.4	TP190725MB	2312	5045
6	1234678-HpCDD		332091.594	168513.906	163578	1.03	NO	35.82	1.00	35.79	35.86	51.07096	102.1		1422	1509
7	OCDD		582877.001	273294.438	309583	0.88	NO	37.32	1.00	37.29	37.35	98.24942	98.2		962	714
8	2378-TCDF		166899.289	71594.148	95305	0.75	NO	27.14	1.00	27.11	27.18	10.72773	107.3	TP190725MS	836	816
9	12378-PeCDF		565438.126	341363.438	224075	1.52	NO	31.19	1.00	31.16	31.23	50.52657	101.1		1744	1087
10	23478-PeCDF		621680.250	375400.469	246280	1.52	NO	31.90	1.17	31.87	31.94	49.98108	100.0		1744	1087
11	123478-HxCDF		503416.766	273460.875	229956	1.19	NO	33.67	0.98	33.64	33.70	49.81118	99.6		2204	2927
12	123678-HxCDF		548355.953	294295.469	254060	1.16	NO	33.74	1.00	33.71	33.77	50.43875	100.9		2204	2927
13	234678-HxCDF		508184.063	273782.313	234402	1.17	NO	34.06	0.99	34.03	34.10	49.96082	99.9		2204	2927
14	123789-HxCDF		452188.125	248624.016	203564	1.22	NO	34.48	1.00	34.45	34.52	50.85352	101.7		2204	2927
15	1234678-HpCDF		344897.735	223510.266	121387	1.84	NO	35.27	1.00	35.23	35.30	50.73193	101.5		1622	967
16	1234789-HpCDF		296616.305	191022.516	105594	1.81	NO	36.08	1.05	36.04	36.11	51.62584	103.3		1622	967
17	OCDF		672249.000	316543.250	355706	0.89	NO	37.41	1.00	37.38	37.45	98.54695	98.5		824	1109
18	37Cl-2378-TCDD FS		136713.484	136713.484				28.06	1.00	28.03	28.10	10.42324	104.2		620	
19	13C-123478-HxCDD FS		804602.313	463261.188	341341	1.36	NO	34.15	0.99	34.11	34.18	100.33089	100.3		2966	2644
20	13C-23478-PeCDF FS		1364441.8...	829611.375	534831	1.55	NO	31.89	1.17	31.86	31.93	99.78120	99.8		790	813
21	13C-123478-HxCDF FS		945944.406	319855.906	626089	0.51	NO	33.66	0.98	33.63	33.70	98.93607	98.9		2149	2968
22	13C-1234789-HpCDF FS		631609.579	193992.516	437617	0.44	NO	36.07	1.05	36.03	36.10	99.47241	99.5		1656	3570
23	13C-2378-TCDD ES		1136712.0...	506773.219	629939	0.80	NO	28.05	1.02	28.02	28.08	99.97591	100.0		1042	1310
24	13C-12378-PeCDD ES		906078.532	556960.688	349118	1.60	NO	32.10	1.17	32.07	32.14	97.19030	97.2		1615	735
25	13C-123678-HxCDD ES		891494.157	484662.594	406832	1.19	NO	34.21	1.00	34.17	34.24	100.41952	100.4		2966	2644
26	13C-1234678-HpCDD ES		701985.094	358857.875	343127	1.05	NO	35.81	1.04	35.78	35.85	102.73990	102.7		1435	2637
27	13C-OCDD ES		1242775.0...	590517.188	652258	0.91	NO	37.31	1.09	37.28	37.35	203.25350	101.6		1543	1345
28	13C-2378-TCDF ES		1828094.0...	785634.063	1042460	0.75	NO	27.13	0.99	27.09	27.16	101.66463	101.7		2302	1252
29	13C-12378-PeCDF ES		1308242.3...	802402.625	505840	1.59	NO	31.18	1.14	31.15	31.22	98.42315	98.4		790	813
30	13C-123678-HxCDF ES		1104996.5...	377736.281	727260	0.52	NO	33.73	0.98	33.69	33.76	103.31241	103.3		2149	2968
31	13C-1234678-HpCDF ES		776538.750	239383.750	537155	0.45	NO	35.26	1.03	35.22	35.29	101.98040	102.0		1656	3570
32	13C-123789-HxCDF CS		898799.251	308953.563	589846	0.52	NO	34.47	1.00	34.44	34.50	101.62642	101.6		2149	2968
33	13C-1234-TCDD IS		1250070.5...	559239.563	690831	0.81	NO	27.36	0.00	27.33	27.40	107.90327	107.9		1042	1310
34	13C-123789-HxCDD IS		811106.469	446906.531	364200	1.23	NO	34.33	0.00	34.30	34.36	102.62304	102.6		2966	2644
35	Total-Tetradoxins	6		281092.473								51.70352			587	
36	Total-Pentadoxins	3		820222.344								161.69152			955	
37	Total-Hexadoxins	5		893912.901								205.05262			2312	

**Quantify Sample Summary Report      MassLynx MassLynx V4.1 SCN 901**

Dataset: C:\MassLynx\Dioxin.PRO\Result Files\7-190724A-ICAL\_M23.qld

Last Altered: Thursday, July 25, 2019 09:29:35 Eastern Daylight Time

Printed: Friday, August 30, 2019 14:29:16 Eastern Daylight Time

**Name: 7-190724A01, Date: 24-Jul-2019, Time: 15:56:22, ID: H7-19-CCV-CS3-0017, Description: 1613B-CS3+PERF-011D, Vial: Tray1:1**

	Target Analyte	#Hom	Total Area	Ion1 Area	Ion2 Area	Ra	Ra Fail=YES	RT	RRT	RT LCL	RT UCL	pg	%Rec	Mod.Comment	Noise 1	Noise 2
38	Total-Heptadioxins	3		330404.131								100.23914			1422	
39	Total-OCDD	1		273294.438								98.24942			962	
40	Total-Tetrafurans	8		359202.243								53.81021			836	
41	Total-PeCDF-F1	1		507558.531								63.30914			332	
42	Total-Pentafurans	4		1069297.035								149.42948			1744	
43	Total-Hexafurans	6		1204196.101								221.85143			2204	
44	Total-Heptafurans	3		415212.238								102.52301			1622	
45	Totals-OCDF	1		316543.250								98.54695			824	
46	Totals-37Cl-2378-TCDD	7		138851.301								10.58623			620	

**Quantify Sample Summary Report**      **MassLynx MassLynx V4.1 SCN 901**

Dataset: C:\MassLynx\Dioxin.PRO\Result Files\7-190724A-ICAL\_M23.qld

Last Altered: Thursday, July 25, 2019 09:29:35 Eastern Daylight Time

Printed: Friday, August 30, 2019 14:29:16 Eastern Daylight Time

**Name: 7-190724A07, Date: 24-Jul-2019, Time: 20:08:24, ID: H7-19-CCV-CS4-0017, Description: 1613B-CS4-011, Vial: Tray1:8**

	Target Analyte	#Hom	Total Area	Ion1 Area	Ion2 Area	Ra	Ra Fail=YES	RT	RRT	RT LCL	RT UCL	pg	%Rec	Mod.Comment	Noise 1	Noise 2
1	2378-TCDD		530261.547	230444.797	299817	0.77	NO	28.04	1.00	28.00	28.07	41.52640	103.8		733	664
2	12378-PeCDD		1792126.1...	1114138.250	677988	1.64	NO	32.10	1.00	32.07	32.14	210.83751	105.4		509	384
3	123478-HxCDD		1730325.6...	980033.438	750292	1.31	NO	34.15	1.00	34.11	34.18	213.01056	106.5		1619	1562
4	123678-HxCDD		1921779.4...	1034977.188	886802	1.17	NO	34.20	1.00	34.17	34.23	216.98013	108.5		1619	1562
5	123789-HxCDD		1876910.2...	1033769.188	843141	1.23	NO	34.32	1.00	34.29	34.36	218.84649	109.4		1619	1562
6	1234678-HpCDD		1440766.6...	731637.250	709129	1.03	NO	35.81	1.00	35.78	35.85	215.96430	108.0		1127	1336
7	OCDD		2601668.5...	1215995.875	1385673	0.88	NO	37.31	1.00	37.28	37.35	423.32767	105.8		1590	1794
8	2378-TCDF		649456.281	280739.281	368717	0.76	NO	27.11	1.00	27.08	27.15	42.47101	106.2		677	1001
9	12378-PeCDF		2393944.1...	1455947.000	937997	1.55	NO	31.17	1.00	31.14	31.20	212.35958	106.2		1709	1662
10	23478-PeCDF		2727082.6...	1646694.125	1080389	1.52	NO	31.88	1.17	31.85	31.92	217.65063	108.8		1709	1662
11	123478-HxCDF		2183907.2...	1182618.250	1001289	1.18	NO	33.66	0.98	33.62	33.69	211.11911	105.6		1607	2918
12	123678-HxCDF		2355465.2...	1276813.875	1078651	1.18	NO	33.73	1.00	33.69	33.76	211.67651	105.8		1607	2918
13	234678-HxCDF		2198517.8...	1186244.125	1012274	1.17	NO	34.05	0.99	34.02	34.08	211.17028	105.6		1607	2918
14	123789-HxCDF		1976403.3...	1067152.375	909251	1.17	NO	34.47	1.00	34.44	34.50	217.15593	108.6		1607	2918
15	1234678-HpCDF		1503104.3...	978326.750	524778	1.86	NO	35.26	1.00	35.22	35.29	213.85324	106.9		1987	1255
16	1234789-HpCDF		1261316.3...	819998.750	441318	1.86	NO	36.07	1.05	36.03	36.10	212.34000	106.2		1987	1255
17	OCDF		3050182.6...	1435480.500	1614702	0.89	NO	37.39	1.00	37.36	37.43	431.62886	107.9		1253	2366
18	37Cl-2378-TCDD FS		525536.875	525536.875				28.04	1.00	28.00	28.07	39.67790	99.2		512	
19	13C-123478-HxCDD FS		871437.750	497892.156	373546	1.33	NO	34.14	0.99	34.11	34.17	101.28466	101.3		1929	2397
20	13C-23478-PeCDF FS		1406424.0...	857491.375	548933	1.56	NO	31.87	1.17	31.84	31.90	102.10171	102.1		2680	1602
21	13C-123478-HxCDF FS		993176.563	338428.063	654749	0.52	NO	33.65	0.98	33.62	33.68	101.48685	101.5		2218	3864
22	13C-1234789-HpCDF FS		668063.156	207699.656	460364	0.45	NO	36.05	1.05	36.02	36.09	101.76704	101.8		1228	2688
23	13C-2378-TCDD ES		1147879.4...	503014.688	644865	0.78	NO	28.01	1.02	27.97	28.04	99.82658	99.8		1036	830
24	13C-12378-PeCDD ES		945448.719	576697.250	368751	1.56	NO	32.09	1.17	32.06	32.13	100.27671	100.3		1038	723
25	13C-123678-HxCDD ES		956455.126	510294.938	446160	1.14	NO	34.19	1.00	34.16	34.23	98.91942	98.9		1929	2397
26	13C-1234678-HpCDD ES		720204.251	365948.188	354256	1.03	NO	35.80	1.04	35.77	35.84	96.77969	96.8		2237	3082
27	13C-OCDD ES		1287422.0...	605115.750	682306	0.89	NO	37.30	1.09	37.27	37.34	193.32309	96.7		1240	1410
28	13C-2378-TCDF ES		1796839.1...	790552.625	1006287	0.79	NO	27.10	0.99	27.06	27.13	98.80652	98.8		1852	1394
29	13C-12378-PeCDF ES		1317847.4...	805275.500	512572	1.57	NO	31.16	1.14	31.13	31.19	98.03457	98.0		2680	1602
30	13C-123678-HxCDF ES		1131010.5...	385594.719	745416	0.52	NO	33.71	0.98	33.68	33.75	97.09023	97.1		2218	3864
31	13C-1234678-HpCDF ES		802837.157	248023.719	554813	0.45	NO	35.24	1.03	35.21	35.28	96.80512	96.8		1228	2688
32	13C-123789-HxCDF CS		958064.906	329611.156	628454	0.52	NO	34.46	1.00	34.42	34.49	99.46176	99.5		2218	3864
33	13C-1234-TCDD IS		1264239.9...	561205.750	703034	0.80	NO	27.34	0.00	27.30	27.37	109.12634	109.1		1036	830
34	13C-123789-HxCDD IS		883406.469	472876.281	410530	1.15	NO	34.32	0.00	34.28	34.35	111.77060	111.8		1929	2397
35	Total-Tetradoxins	3		235405.535								42.45918			733	
36	Total-Pentadoxins	3		1115892.013								211.19134			509	
37	Total-Hexadoxins	5		3060609.815								651.34485			1619	

**Quantify Sample Summary Report      MassLynx MassLynx V4.1 SCN 901**

Dataset:      C:\MassLynx\Dioxin.PRO\Result Files\7-190724A-ICAL\_M23.qld

Last Altered:    Thursday, July 25, 2019 09:29:35 Eastern Daylight Time

Printed:        Friday, August 30, 2019 14:29:16 Eastern Daylight Time

**Name: 7-190724A07, Date: 24-Jul-2019, Time: 20:08:24, ID: H7-19-CCV-CS4-0017, Description: 1613B-CS4-011, Vial: Tray1:8**

	Target Analyte	#Hom	Total Area	Ion1 Area	Ion2 Area	Ra	Ra Fail=YES	RT	RRT	RT LCL	RT UCL	pg	%Rec	Mod.Comment	Noise 1	Noise 2
38	Total-Heptadioxins	2		737606.057								217.68341			1127	
39	Total-OCDD	1		1215995.875								423.32767			1590	
40	Total-Tetrafurans	3		285566.884								43.17021			677	
41	Total-PeCDF-F1			0.000											541	
42	Total-Pentafurans	6		3149913.061								436.64489			1709	
43	Total-Hexafurans	5		4713207.538								851.19028			1607	
44	Total-Heptafurans	2		1798325.500								426.19324			1987	
45	Totals-OCDF	1		1435480.500								431.62886			1253	
46	Totals-37Cl-2378-TCDD	4		525983.143								39.71159			512	

**Quantify Sample Summary Report**      **MassLynx MassLynx V4.1 SCN 901**

Dataset: C:\MassLynx\Dioxin.PRO\Result Files\7-190724A-ICAL\_M23.qld

Last Altered: Thursday, July 25, 2019 09:29:35 Eastern Daylight Time

Printed: Friday, August 30, 2019 14:29:16 Eastern Daylight Time

**Name: 7-190724A06, Date: 24-Jul-2019, Time: 19:26:19, ID: H7-19-CCV-CS5-0017, Description: 1613B-CS5-011, Vial: Tray1:7**

	Target Analyte	#Hom	Total Area	Ion1 Area	Ion2 Area	Ra	Ra Fail=YES	RT	RRT	RT LCL	RT UCL	pg	%Rec	Mod.Comment	Noise 1	Noise 2
1	2378-TCDD		2330419.5...	1025588.188	1304831	0.79	NO	28.04	1.00	28.00	28.07	206.31766	103.2		614	1186
2	12378-PeCDD		8365073.7...	5168945.500	3196128	1.62	NO	32.10	1.00	32.07	32.14	1016.53938	101.7		340	637
3	123478-HxCDD		8383075.5...	4625876.500	3757199	1.23	NO	34.15	1.00	34.11	34.18	1054.44455	105.4		1153	22995
4	123678-HxCDD		8833401.2...	4878257.500	3955144	1.23	NO	34.20	1.00	34.17	34.23	1019.04053	101.9		1153	22995
5	123789-HxCDD		8481091.5...	4682618.500	3798473	1.23	NO	34.32	1.00	34.29	34.36	1010.40367	101.0		1153	22995
6	1234678-HpCDD		7129120.0...	3615655.750	3513464	1.03	NO	35.81	1.00	35.78	35.85	1041.94520	104.2		3663	1955
7	OCDD		14116263....	6599701.500	7516562	0.88	NO	37.31	1.00	37.28	37.35	2015.08949	100.8		2483	2780
8	2378-TCDF		2774352.1...	1199917.875	1574434	0.76	NO	27.11	1.00	27.08	27.15	204.40988	102.2		1079	976
9	12378-PeCDF		11309996....	6853938.000	4456059	1.54	NO	31.17	1.00	31.14	31.20	1029.53437	103.0		951	692
10	23478-PeCDF		12686865....	7671785.000	5015080	1.53	NO	31.88	1.17	31.85	31.92	1039.05011	103.9		951	692
11	123478-HxCDF		10447436....	5636749.500	4810687	1.17	NO	33.66	0.98	33.62	33.69	1024.59050	102.5		772	5895
12	123678-HxCDF		10972712....	5939206.500	5033506	1.18	NO	33.73	1.00	33.69	33.76	1000.36198	100.0		772	5895
13	234678-HxCDF		10507926....	5678041.500	4829885	1.18	NO	34.05	0.99	34.02	34.08	1023.92240	102.4		772	5895
14	123789-HxCDF		9506905.0...	5151402.500	4355503	1.18	NO	34.47	1.00	34.44	34.50	1059.69892	106.0		772	5895
15	1234678-HpCDF		7273423.2...	4714547.000	2558876	1.84	NO	35.26	1.00	35.22	35.29	1039.00619	103.9		2628	4716
16	1234789-HpCDF		6301699.5...	4101108.750	2200591	1.86	NO	36.05	1.05	36.02	36.09	1065.16787	106.5		2628	4716
17	OCDF		16682970....	7860989.000	8821981	0.89	NO	37.39	1.00	37.36	37.43	2071.13251	103.6		2160	2504
18	37Cl-2378-TCDD FS		2562339.0...	2562339.000				28.04	1.00	28.00	28.07	218.70072	109.4		810	
19	13C-123478-HxCDD FS		877631.282	487894.469	389737	1.25	NO	34.14	0.99	34.11	34.17	104.22370	104.2		1596	2145
20	13C-23478-PeCDF FS		1347715.1...	821573.625	526142	1.56	NO	31.87	1.17	31.84	31.90	100.40039	100.4		1071	879
21	13C-123478-HxCDF FS		964936.126	325397.063	639539	0.51	NO	33.65	0.98	33.62	33.68	100.02973	100.0		1410	3092
22	13C-1234789-HpCDF FS		684751.813	210267.469	474484	0.44	NO	36.05	1.05	36.02	36.09	104.73103	104.7		1243	996
23	13C-2378-TCDD ES		1015378.8...	446545.531	568833	0.79	NO	28.02	1.02	27.99	28.05	102.70353	102.7		1082	790
24	13C-12378-PeCDD ES		915298.719	563473.125	351826	1.60	NO	32.09	1.17	32.06	32.13	112.90997	112.9		1397	871
25	13C-123678-HxCDD ES		936089.813	520888.844	415201	1.25	NO	34.19	1.00	34.16	34.23	99.92693	99.9		1596	2145
26	13C-1234678-HpCDD ES		738643.813	376613.563	362030	1.04	NO	35.80	1.04	35.77	35.84	102.44993	102.4		2840	2419
27	13C-OCDD ES		1467476.1...	693918.438	773558	0.90	NO	37.30	1.09	37.27	37.34	227.44788	113.7		852	950
28	13C-2378-TCDF ES		1594819.7...	687800.438	907019	0.76	NO	27.10	0.99	27.06	27.13	101.99887	102.0		1888	2064
29	13C-12378-PeCDF ES		1284235.2...	780255.625	503980	1.55	NO	31.16	1.14	31.13	31.19	111.11329	111.1		1071	879
30	13C-123678-HxCDF ES		1114857.719	372216.031	742642	0.50	NO	33.72	0.98	33.69	33.75	98.78167	98.8		1410	3092
31	13C-1234678-HpCDF ES		799603.875	246116.375	553488	0.44	NO	35.24	1.03	35.21	35.28	99.51621	99.5		1243	996
32	13C-123789-HxCDF CS		948859.281	322264.781	626595	0.51	NO	34.46	1.00	34.42	34.49	101.67427	101.7		1410	3092
33	13C-1234-TCDD IS		1086981.5...	478979.281	608002	0.79	NO	27.35	0.00	27.32	27.38	93.82579	93.8		1082	790
34	13C-123789-HxCDD IS		855879.281	473893.531	381986	1.24	NO	34.32	0.00	34.28	34.35	108.28780	108.3		1596	2145
35	Total-Tetradoxins	4		1047808.971								210.91738			614	
36	Total-Pentadoxins	4		5179957.562								1018.68103			340	
37	Total-Hexadoxins	4		14187713.1...								3084.11237			1153	



**Quantify Sample Summary Report      MassLynx MassLynx V4.1 SCN 901**

Dataset:      C:\MassLynx\Dioxin.PRO\Result Files\7-190724A-ICAL\_M23.qld

Last Altered:    Thursday, July 25, 2019 09:29:35 Eastern Daylight Time

Printed:      Friday, August 30, 2019 14:29:16 Eastern Daylight Time

**Name: 7-190724A06, Date: 24-Jul-2019, Time: 19:26:19, ID: H7-19-CCV-CS5-0017, Description: 1613B-CS5-011, Vial: Tray1:7**

	Target Analyte	#Hom	Total Area	Ion1 Area	Ion2 Area	Ra	Ra Fail=YES	RT	RRT	RT LCL	RT UCL	pg	%Rec	Mod.Comment	Noise 1	Noise 2
38	Total-Heptadioxins	4		3640868.516								1049.24837			3663	
39	Total-OCDD	1		6599701.500								2015.08949			2483	
40	Total-Tetrafurans	5		1218425.157								207.61703			1079	
41	Total-PeCDF-F1			0.000											260	
42	Total-Pentafurans	8		14747796.0...								2100.23058			951	
43	Total-Hexafurans	7		22415702.1...								4110.37811			772	
44	Total-Heptafurans	4		8825835.469								2106.58683			2628	
45	Totals-OCDF	2		7861175.902								2071.18051			2160	
46	Totals-37Cl-2378-TCDD	6		2563346.216								218.78668			810	

Quantify Sample Report MassLynx MassLynx V4.1 SCN 901

Dataset: C:\MassLynx\Dioxin.PRO\Result Files\7-190724A-ICAL\_M23.qld

Last Altered: Thursday, July 25, 2019 09:29:35 Eastern Daylight Time

Printed: Friday, August 30, 2019 14:29:16 Eastern Daylight Time

Method: C:\MassLynx\Dioxin.PRO\MethDB\Dioxin\_M23A.mdb 24 Jul 2019 09:33:17

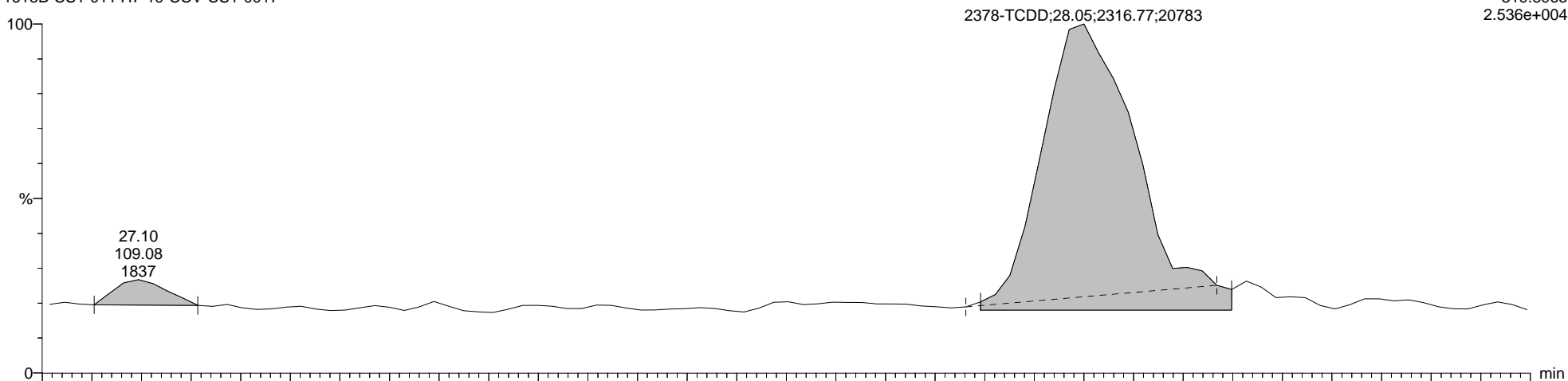
Calibration: C:\MassLynx\Dioxin.PRO\CurveDB\7-190724A-CAL5-M23.cdb 25 Jul 2019 09:29:35

Name: 7-190724A03, Date: 24-Jul-2019, Time: 17:20:05, ID: H7-19-CCV-CS1-0017, Description: 1613B-CS1-011, Vial: Tray1:4

2378-TCDD

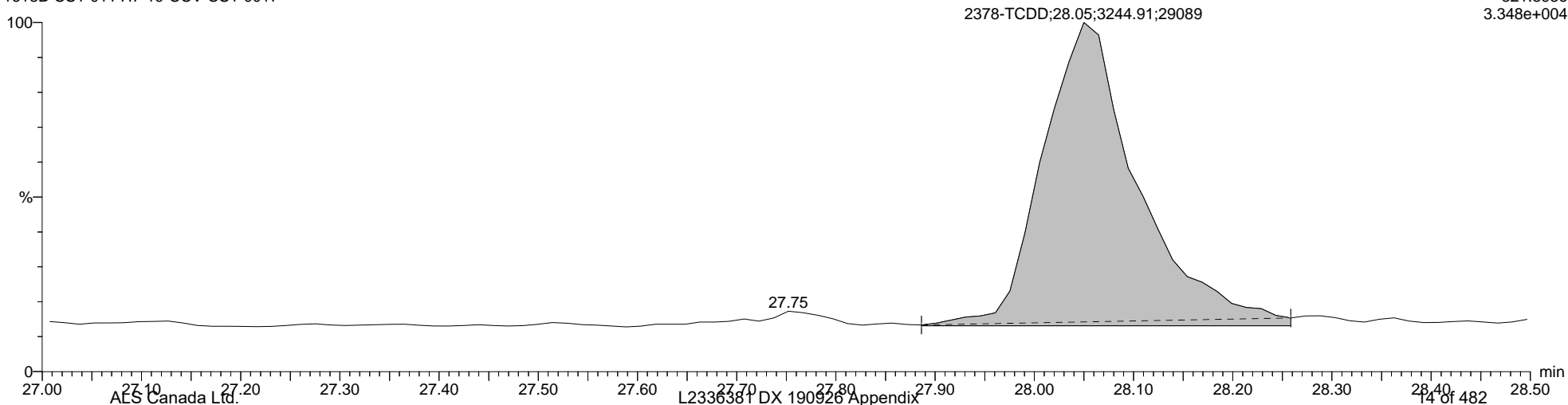
7-190724A03 Smooth(SG,1x1)  
1613B-CS1-011 H7-19-CCV-CS1-0017

F1:Voltage SIR,EI+  
319.8965  
2.536e+004



7-190724A03 Smooth(SG,1x1)  
1613B-CS1-011 H7-19-CCV-CS1-0017

F1:Voltage SIR,EI+  
321.8936  
3.348e+004



Quantify Sample Report MassLynx MassLynx V4.1 SCN 901

Dataset: C:\MassLynx\Dioxin.PRO\Result Files\7-190724A-ICAL\_M23.qld

Last Altered: Thursday, July 25, 2019 09:29:35 Eastern Daylight Time

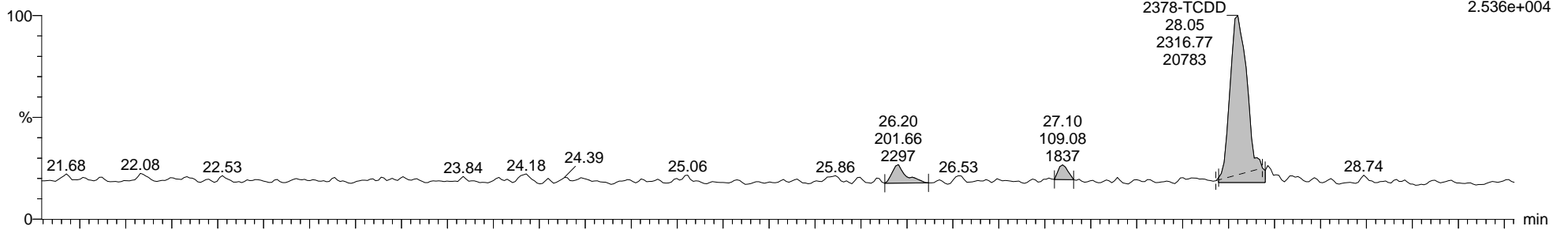
Printed: Friday, August 30, 2019 14:29:16 Eastern Daylight Time

Name: 7-190724A03, Date: 24-Jul-2019, Time: 17:20:05, ID: H7-19-CCV-CS1-0017, Description: 1613B-CS1-011, Vial: Tray1:4

Total-Tetradoxins

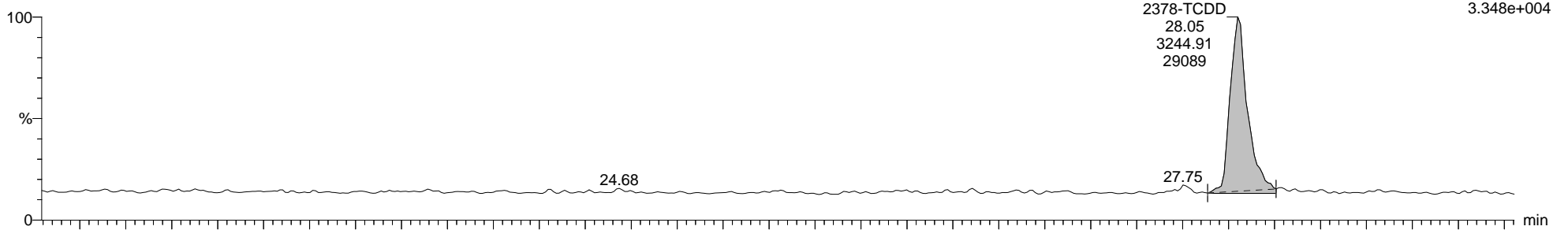
7-190724A03 Smooth(SG,1x1)  
1613B-CS1-011 H7-19-CCV-CS1-0017

F1:Voltage SIR,EI+  
319.8965  
2.536e+004



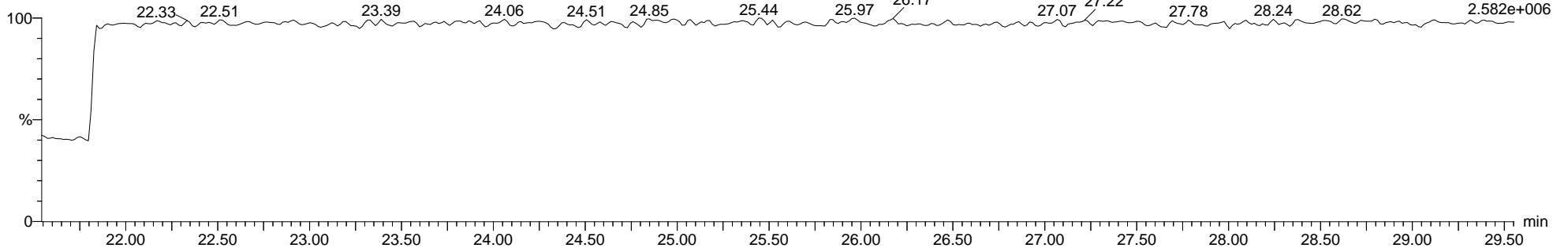
7-190724A03 Smooth(SG,1x1)  
1613B-CS1-011 H7-19-CCV-CS1-0017

F1:Voltage SIR,EI+  
321.8936  
3.348e+004



7-190724A03 Smooth(SG,1x1)  
1613B-CS1-011 H7-19-CCV-CS1-0017

F1:Voltage SIR,EI+  
316.9824  
2.582e+006



Dataset: C:\MassLynx\Dioxin.PRO\Result Files\7-190724A-ICAL\_M23.qld

Last Altered: Thursday, July 25, 2019 09:29:35 Eastern Daylight Time


Printed: Friday, August 30, 2019 14:29:16 Eastern Daylight Time

Name: 7-190724A03, Date: 24-Jul-2019, Time: 17:20:05, ID: H7-19-CCV-CS1-0017, Description: 1613B-CS1-011, Vial: Tray1:4

13C-2378-TCDD ES

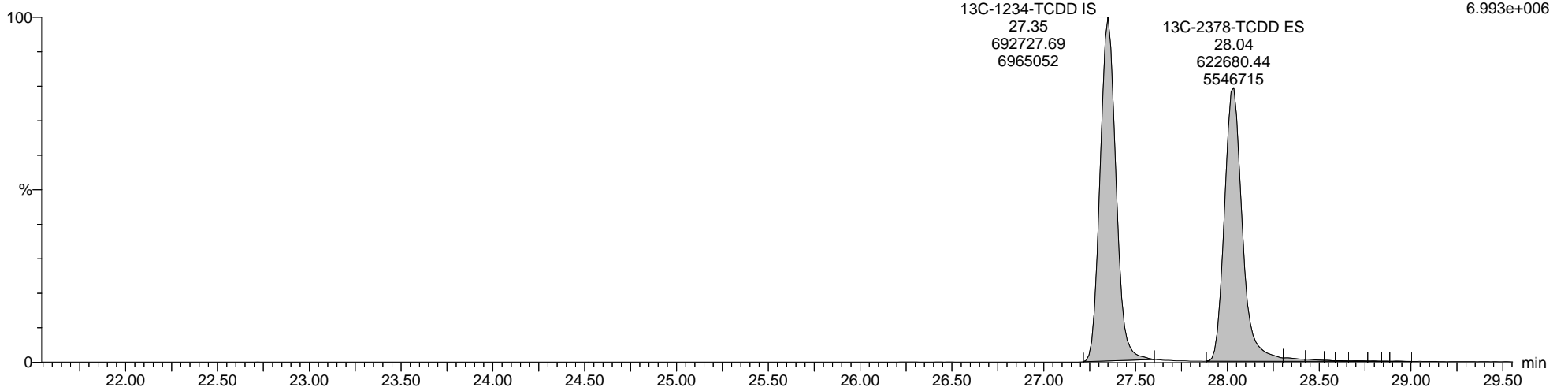
7-190724A03 Smooth(SG,1x1)  
1613B-CS1-011 H7-19-CCV-CS1-0017

F1:Voltage SIR,EI+  
331.9368  
5.570e+006



7-190724A03 Smooth(SG,1x1)  
1613B-CS1-011 H7-19-CCV-CS1-0017

F1:Voltage SIR,EI+  
333.9339  
6.993e+006



Quantify Sample Report MassLynx MassLynx V4.1 SCN 901

Dataset: C:\MassLynx\Dioxin.PRO\Result Files\7-190724A-ICAL\_M23.qld

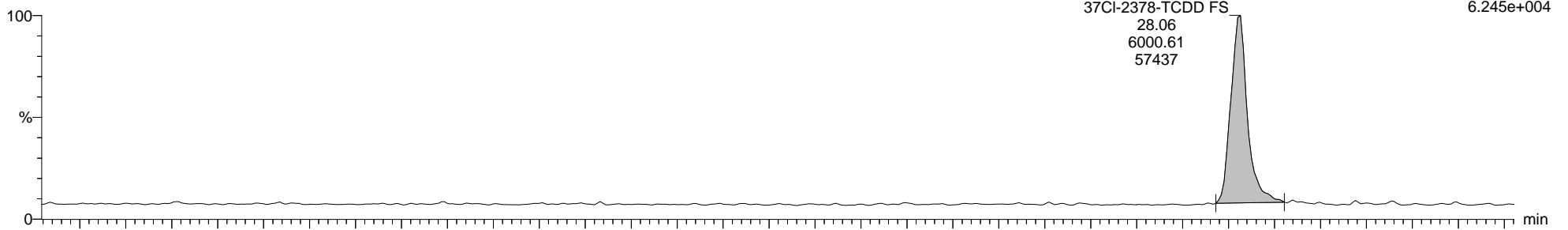
Last Altered: Thursday, July 25, 2019 09:29:35 Eastern Daylight Time

Printed: Friday, August 30, 2019 14:29:16 Eastern Daylight Time

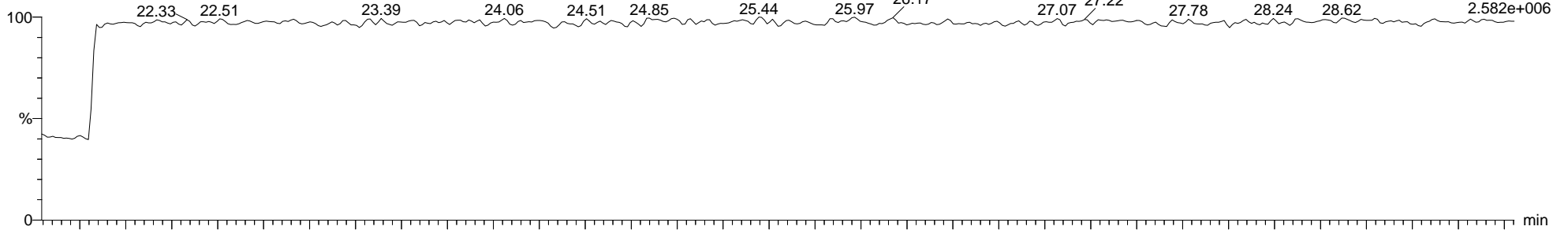
Name: 7-190724A03, Date: 24-Jul-2019, Time: 17:20:05, ID: H7-19-CCV-CS1-0017, Description: 1613B-CS1-011, Vial: Tray1:4

Totals-37Cl-2378-TCDD

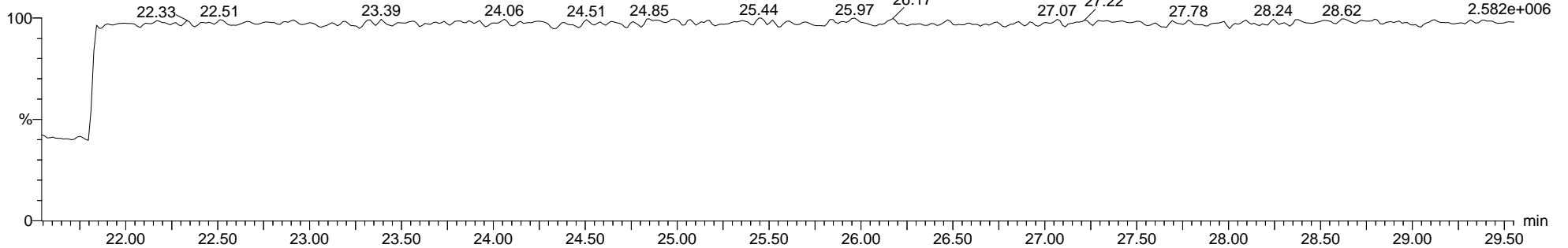
7-190724A03 Smooth(SG,1x1)  
1613B-CS1-011 H7-19-CCV-CS1-0017



7-190724A03 Smooth(SG,1x1)  
1613B-CS1-011 H7-19-CCV-CS1-0017



7-190724A03 Smooth(SG,1x1)  
1613B-CS1-011 H7-19-CCV-CS1-0017



Quantify Sample Report MassLynx MassLynx V4.1 SCN 901

Dataset: C:\MassLynx\Dioxin.PRO\Result Files\7-190724A-ICAL\_M23.qld

Last Altered: Thursday, July 25, 2019 09:29:35 Eastern Daylight Time

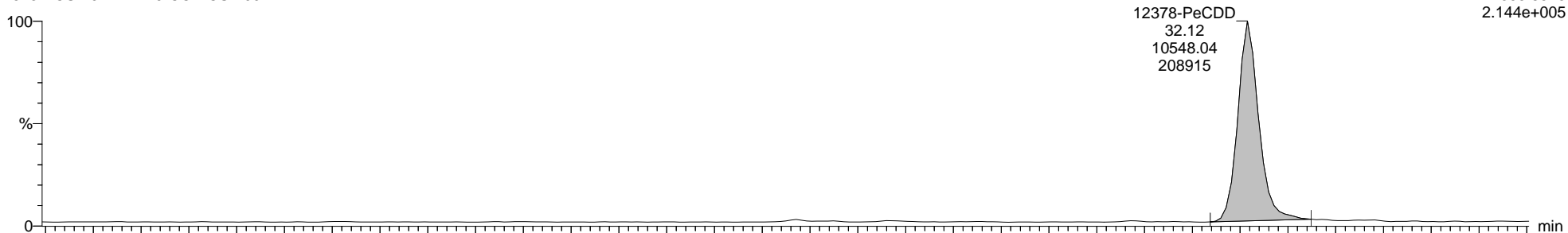
Printed: Friday, August 30, 2019 14:29:16 Eastern Daylight Time

Name: 7-190724A03, Date: 24-Jul-2019, Time: 17:20:05, ID: H7-19-CCV-CS1-0017, Description: 1613B-CS1-011, Vial: Tray1:4

Total-Pentadioxins

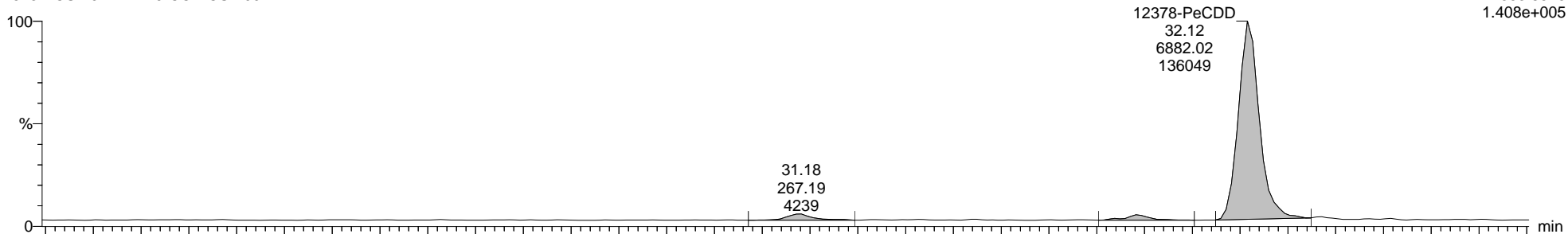
7-190724A03 Smooth(SG,1x1)  
1613B-CS1-011 H7-19-CCV-CS1-0017

F2:Voltage SIR,EI+  
355.8546  
2.144e+005



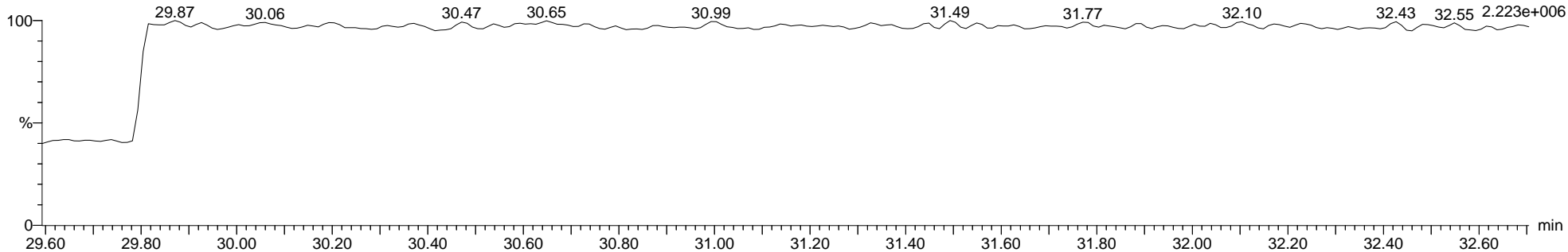
7-190724A03 Smooth(SG,1x1)  
1613B-CS1-011 H7-19-CCV-CS1-0017

F2:Voltage SIR,EI+  
353.8576  
1.408e+005



7-190724A03 Smooth(SG,1x1)  
1613B-CS1-011 H7-19-CCV-CS1-0017

F2:Voltage SIR,EI+  
366.9792  
2.223e+006



Dataset: C:\MassLynx\Dioxin.PRO\Result Files\7-190724A-ICAL\_M23.qld

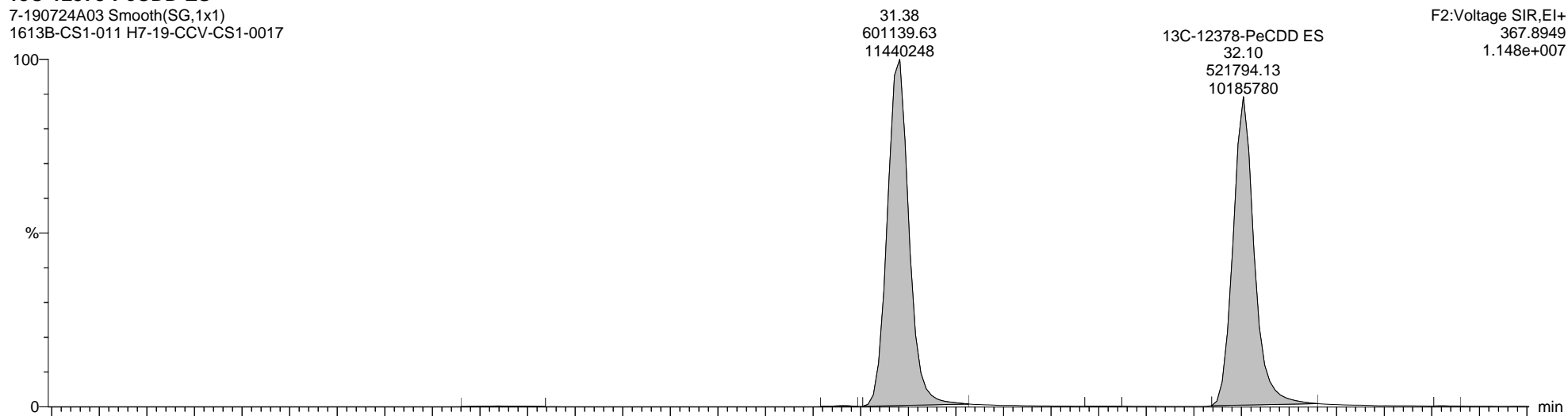
Last Altered: Thursday, July 25, 2019 09:29:35 Eastern Daylight Time

Printed: Friday, August 30, 2019 14:29:16 Eastern Daylight Time

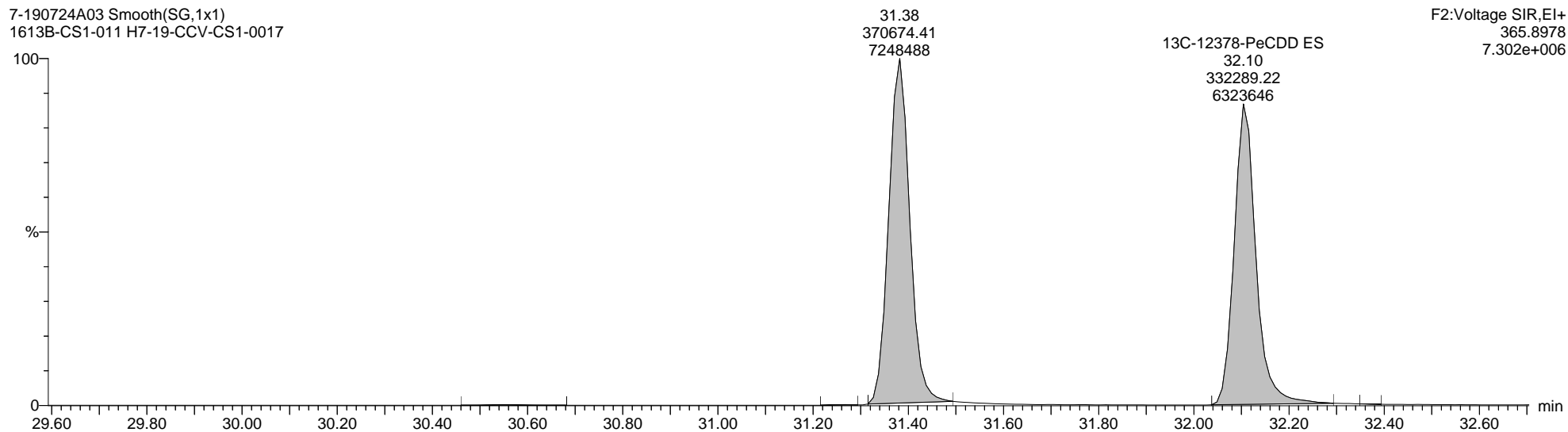
Name: 7-190724A03, Date: 24-Jul-2019, Time: 17:20:05, ID: H7-19-CCV-CS1-0017, Description: 1613B-CS1-011, Vial: Tray1:4

13C-12378-PeCDD ES

7-190724A03 Smooth(SG,1x1)  
1613B-CS1-011 H7-19-CCV-CS1-0017



7-190724A03 Smooth(SG,1x1)  
1613B-CS1-011 H7-19-CCV-CS1-0017



Quantify Sample Report MassLynx MassLynx V4.1 SCN 901

Dataset: C:\MassLynx\Dioxin.PRO\Result Files\7-190724A-ICAL\_M23.qld

Last Altered: Thursday, July 25, 2019 09:29:35 Eastern Daylight Time

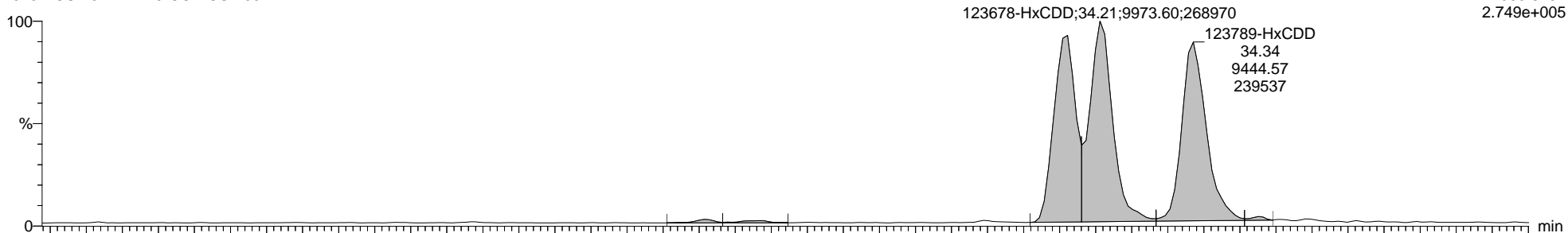
Printed: Friday, August 30, 2019 14:29:16 Eastern Daylight Time

Name: 7-190724A03, Date: 24-Jul-2019, Time: 17:20:05, ID: H7-19-CCV-CS1-0017, Description: 1613B-CS1-011, Vial: Tray1:4

Total-Hexadioxins


7-190724A03 Smooth(SG,1x1)  
1613B-CS1-011 H7-19-CCV-CS1-0017

F3:Voltage SIR,EI+  
389.8157  
2.749e+005



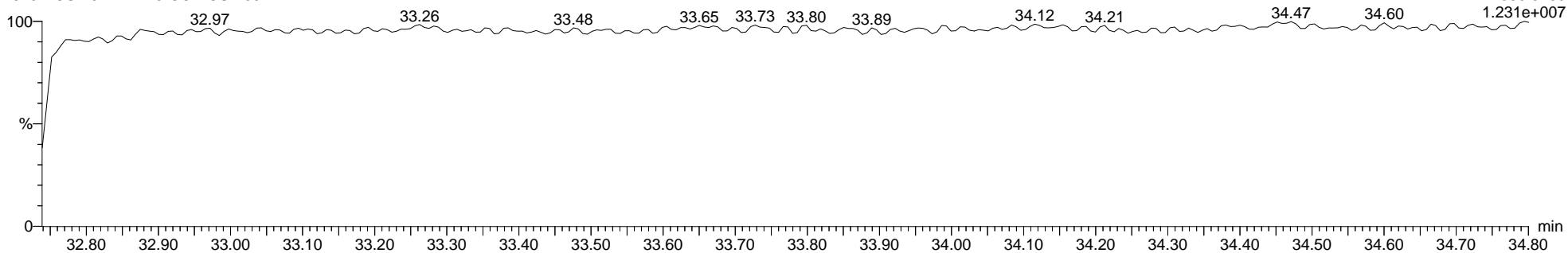
7-190724A03 Smooth(SG,1x1)  
1613B-CS1-011 H7-19-CCV-CS1-0017

F3:Voltage SIR,EI+  
391.8127  
2.215e+005



7-190724A03 Smooth(SG,1x1)  
1613B-CS1-011 H7-19-CCV-CS1-0017

F3:Voltage SIR,EI+  
380.9760  
1.231e+007





Dataset: C:\MassLynx\Dioxin.PRO\Result Files\7-190724A-ICAL\_M23.qld

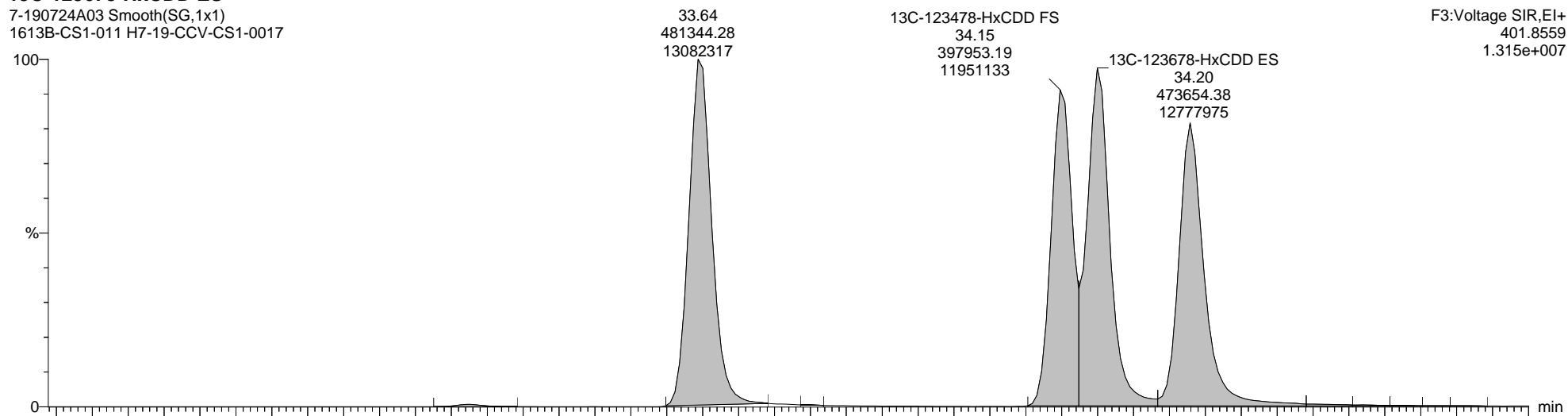
Last Altered: Thursday, July 25, 2019 09:29:35 Eastern Daylight Time

Printed: Friday, August 30, 2019 14:29:16 Eastern Daylight Time

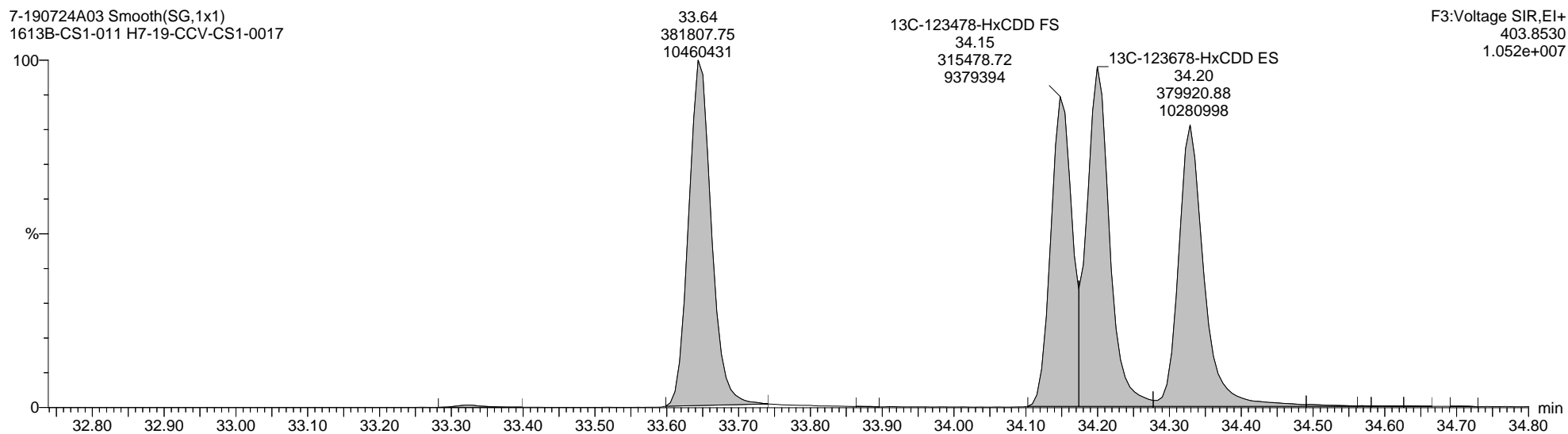
Name: 7-190724A03, Date: 24-Jul-2019, Time: 17:20:05, ID: H7-19-CCV-CS1-0017, Description: 1613B-CS1-011, Vial: Tray1:4

13C-123678-HxCDD ES

7-190724A03 Smooth(SG,1x1)  
1613B-CS1-011 H7-19-CCV-CS1-0017



7-190724A03 Smooth(SG,1x1)  
1613B-CS1-011 H7-19-CCV-CS1-0017



Quantify Sample Report MassLynx MassLynx V4.1 SCN 901

Dataset: C:\MassLynx\Dioxin.PRO\Result Files\7-190724A-ICAL\_M23.qld

Last Altered: Thursday, July 25, 2019 09:29:35 Eastern Daylight Time

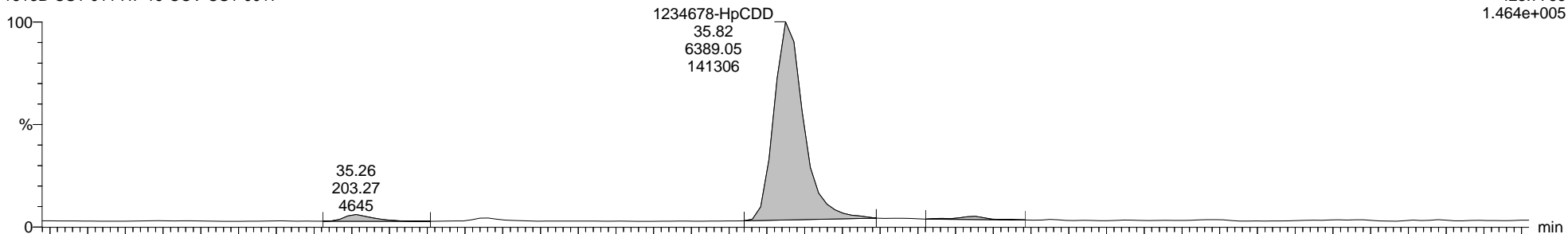
Printed: Friday, August 30, 2019 14:29:16 Eastern Daylight Time

Name: 7-190724A03, Date: 24-Jul-2019, Time: 17:20:05, ID: H7-19-CCV-CS1-0017, Description: 1613B-CS1-011, Vial: Tray1:4

Total-Heptadioxins

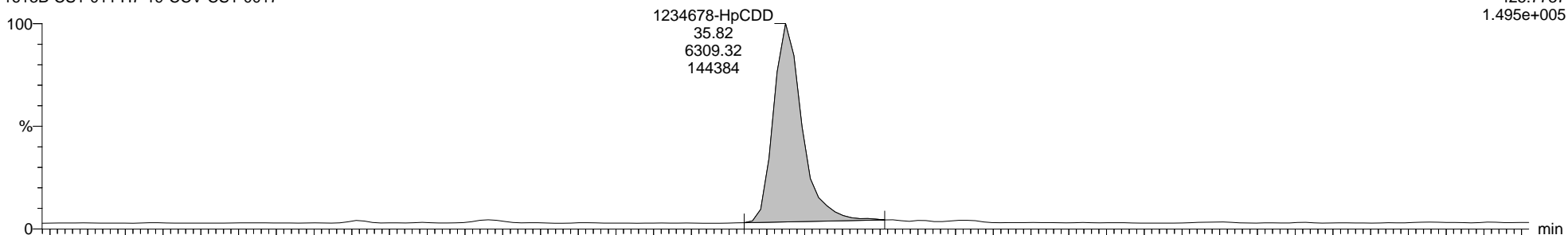
7-190724A03 Smooth(SG,1x1)  
1613B-CS1-011 H7-19-CCV-CS1-0017

F4:Voltage SIR,EI+  
423.7766  
1.464e+005



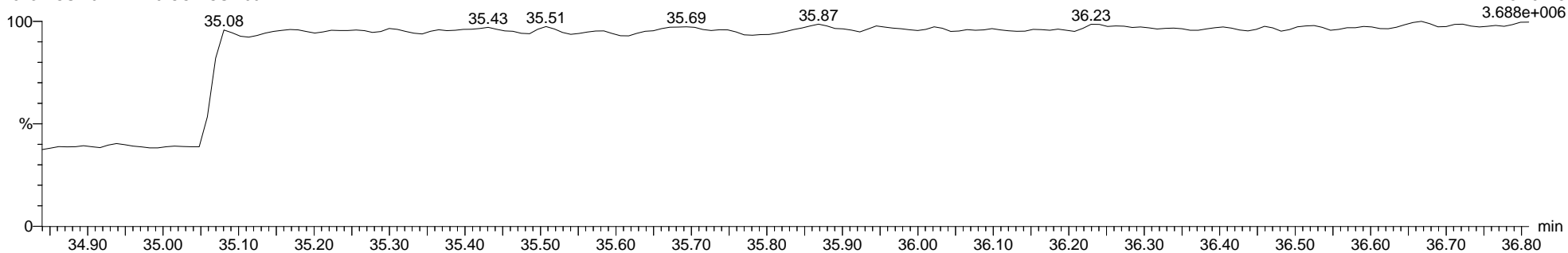
7-190724A03 Smooth(SG,1x1)  
1613B-CS1-011 H7-19-CCV-CS1-0017

F4:Voltage SIR,EI+  
425.7737  
1.495e+005



7-190724A03 Smooth(SG,1x1)  
1613B-CS1-011 H7-19-CCV-CS1-0017

F4:Voltage SIR,EI+  
454.9728  
3.688e+006



**Quantify Sample Report**      **MassLynx MassLynx V4.1 SCN 901**

Dataset:      C:\MassLynx\Dioxin.PRO\Result Files\7-190724A-ICAL\_M23.qld

Last Altered:    Thursday, July 25, 2019 09:29:35 Eastern Daylight Time

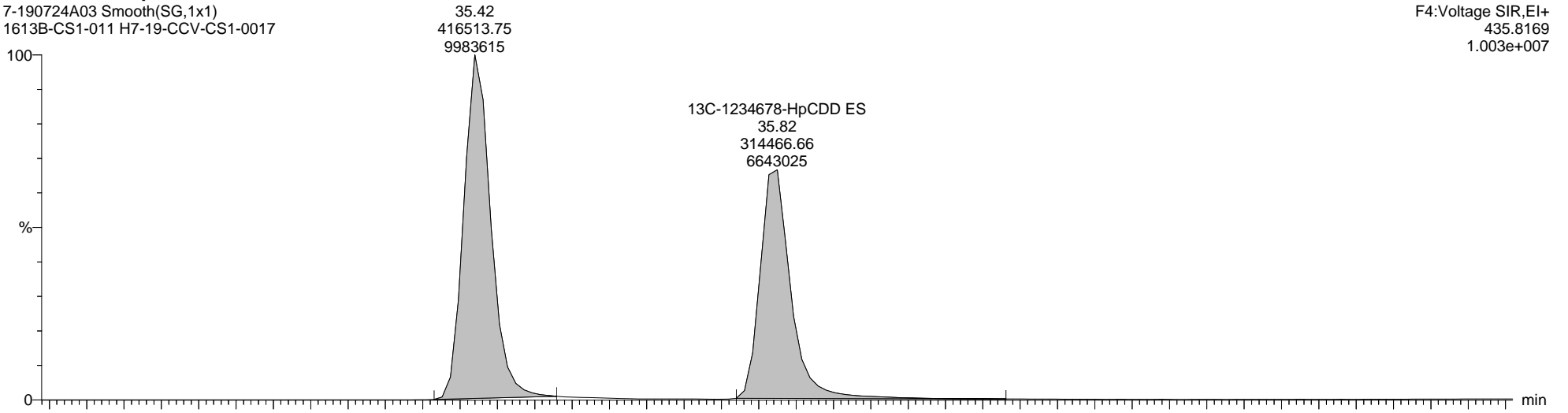
Printed:      Friday, August 30, 2019 14:29:16 Eastern Daylight Time

**Name: 7-190724A03, Date: 24-Jul-2019, Time: 17:20:05, ID: H7-19-CCV-CS1-0017, Description: 1613B-CS1-011, Vial: Tray1:4**

**13C-1234678-HpCDD ES**

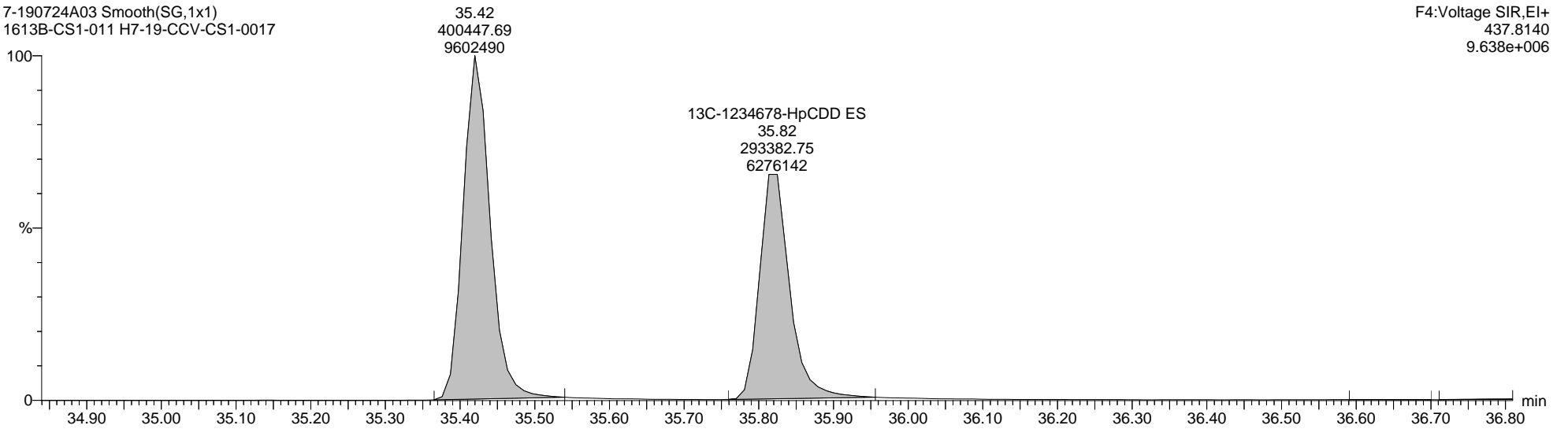
7-190724A03 Smooth(SG,1x1)  
1613B-CS1-011 H7-19-CCV-CS1-0017

F4:Voltage SIR,EI+  
435.8169  
1.003e+007



7-190724A03 Smooth(SG,1x1)  
1613B-CS1-011 H7-19-CCV-CS1-0017

F4:Voltage SIR,EI+  
437.8140  
9.638e+006



Quantify Sample Report MassLynx MassLynx V4.1 SCN 901

Dataset: C:\MassLynx\Dioxin.PRO\Result Files\7-190724A-ICAL\_M23.qld

Last Altered: Thursday, July 25, 2019 09:29:35 Eastern Daylight Time


Printed: Friday, August 30, 2019 14:29:16 Eastern Daylight Time

Name: 7-190724A03, Date: 24-Jul-2019, Time: 17:20:05, ID: H7-19-CCV-CS1-0017, Description: 1613B-CS1-011, Vial: Tray1:4

Total-OCDD


7-190724A03 Smooth(SG,1x1)  
1613B-CS1-011 H7-19-CCV-CS1-0017

F5:Voltage SIR,EI+  
457.7377  
1.874e+005



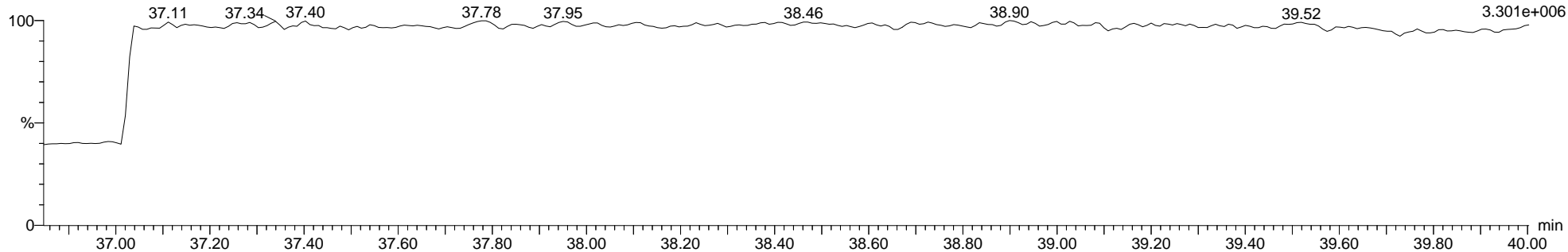
7-190724A03 Smooth(SG,1x1)  
1613B-CS1-011 H7-19-CCV-CS1-0017

F5:Voltage SIR,EI+  
459.7348  
2.055e+005



7-190724A03 Smooth(SG,1x1)  
1613B-CS1-011 H7-19-CCV-CS1-0017

F5:Voltage SIR,EI+  
454.9728  
3.301e+006



Quantify Sample Report MassLynx MassLynx V4.1 SCN 901

Dataset: C:\MassLynx\Dioxin.PRO\Result Files\7-190724A-ICAL\_M23.qld

Last Altered: Thursday, July 25, 2019 09:29:35 Eastern Daylight Time


Printed: Friday, August 30, 2019 14:29:16 Eastern Daylight Time

Name: 7-190724A03, Date: 24-Jul-2019, Time: 17:20:05, ID: H7-19-CCV-CS1-0017, Description: 1613B-CS1-011, Vial: Tray1:4

13C-OCDD ES

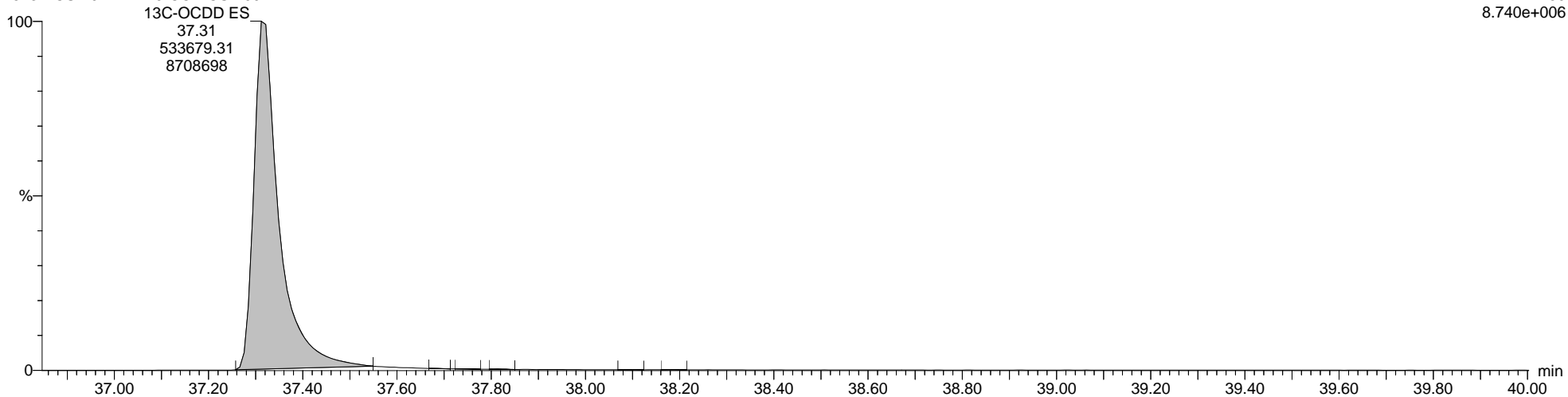
7-190724A03 Smooth(SG,1x1)  
1613B-CS1-011 H7-19-CCV-CS1-0017

F5:Voltage SIR,EI+  
469.7779  
7.778e+006



7-190724A03 Smooth(SG,1x1)  
1613B-CS1-011 H7-19-CCV-CS1-0017

F5:Voltage SIR,EI+  
471.7750  
8.740e+006



Quantify Sample Report MassLynx MassLynx V4.1 SCN 901

Dataset: C:\MassLynx\Dioxin.PRO\Result Files\7-190724A-ICAL\_M23.qld

Last Altered: Thursday, July 25, 2019 09:29:35 Eastern Daylight Time

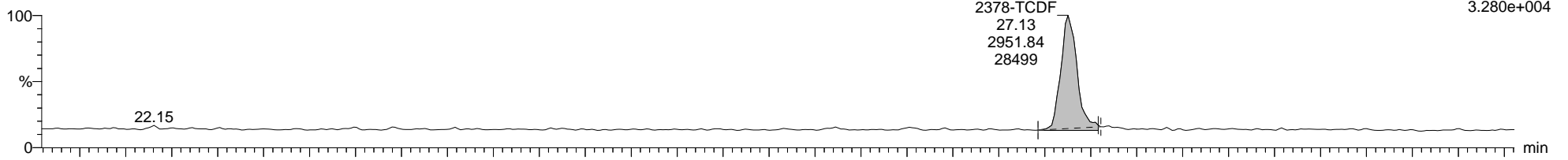
Printed: Friday, August 30, 2019 14:29:16 Eastern Daylight Time

Name: 7-190724A03, Date: 24-Jul-2019, Time: 17:20:05, ID: H7-19-CCV-CS1-0017, Description: 1613B-CS1-011, Vial: Tray1:4

Total-Tetrafurans

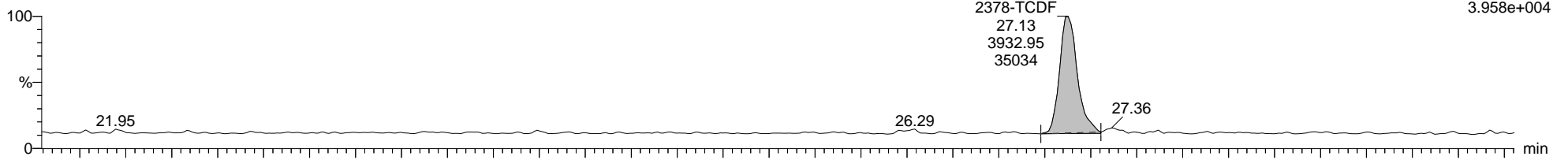
7-190724A03 Smooth(SG,1x1)  
1613B-CS1-011 H7-19-CCV-CS1-0017

F1:Voltage SIR,EI+  
303.9016  
3.280e+004



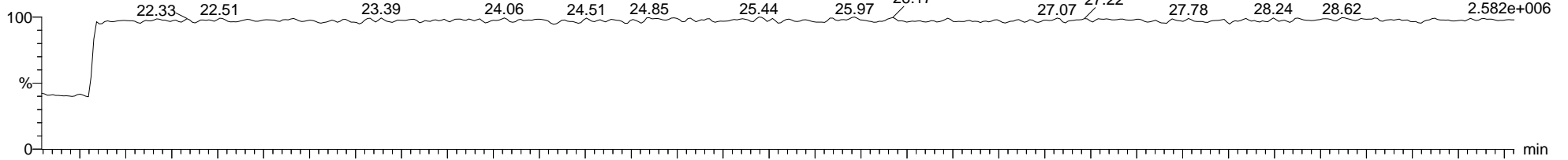
7-190724A03 Smooth(SG,1x1)  
1613B-CS1-011 H7-19-CCV-CS1-0017

F1:Voltage SIR,EI+  
305.8987  
3.958e+004



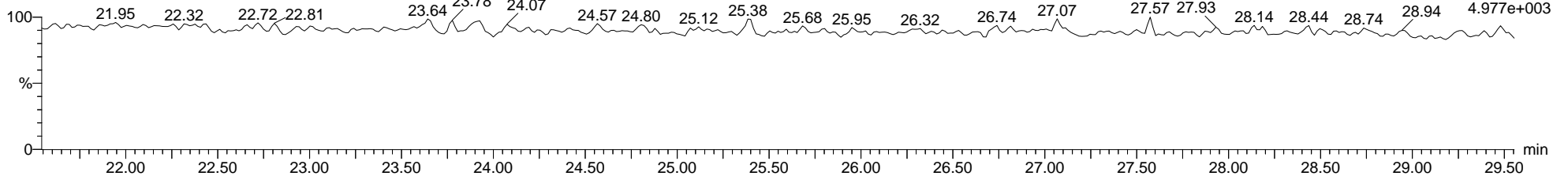
7-190724A03 Smooth(SG,1x1)  
1613B-CS1-011 H7-19-CCV-CS1-0017

F1:Voltage SIR,EI+  
316.9824  
2.582e+006



7-190724A03 Smooth(SG,1x1)  
1613B-CS1-011 H7-19-CCV-CS1-0017

F1:Voltage SIR,EI+  
375.8364  
4.977e+003



Dataset: C:\MassLynx\Dioxin.PRO\Result Files\7-190724A-ICAL\_M23.qld

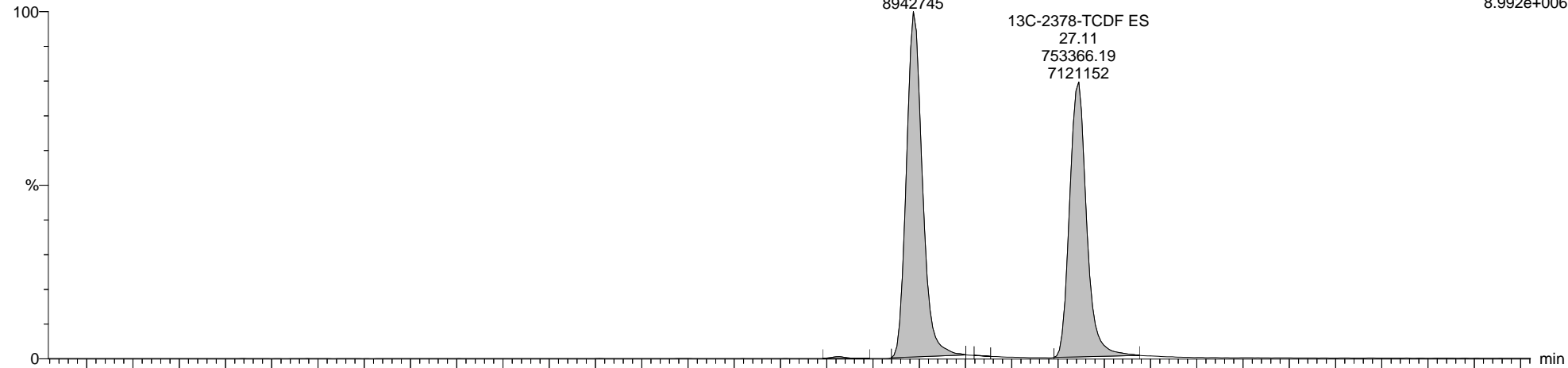
Last Altered: Thursday, July 25, 2019 09:29:35 Eastern Daylight Time

Printed: Friday, August 30, 2019 14:29:16 Eastern Daylight Time

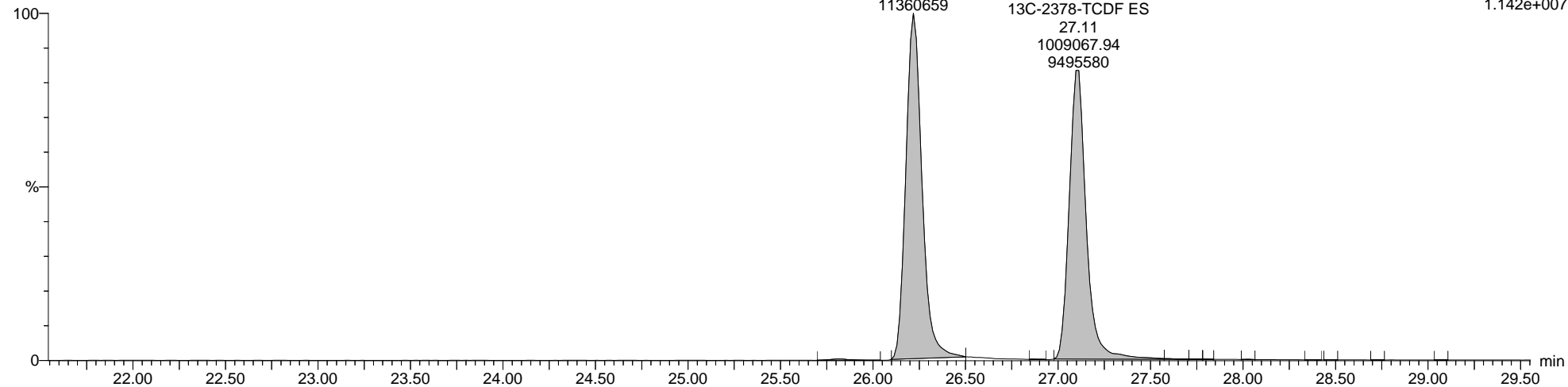
Name: 7-190724A03, Date: 24-Jul-2019, Time: 17:20:05, ID: H7-19-CCV-CS1-0017, Description: 1613B-CS1-011, Vial: Tray1:4

13C-2378-TCDF ES

7-190724A03 Smooth(SG,1x1)  
1613B-CS1-011 H7-19-CCV-CS1-0017



7-190724A03 Smooth(SG,1x1)  
1613B-CS1-011 H7-19-CCV-CS1-0017



Quantify Sample Report MassLynx MassLynx V4.1 SCN 901

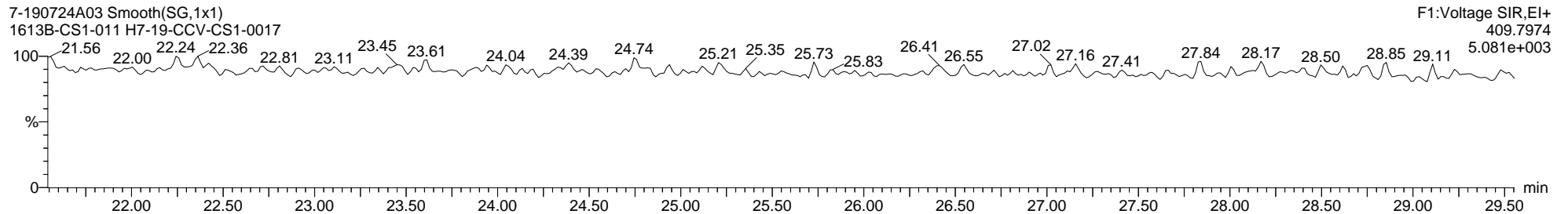
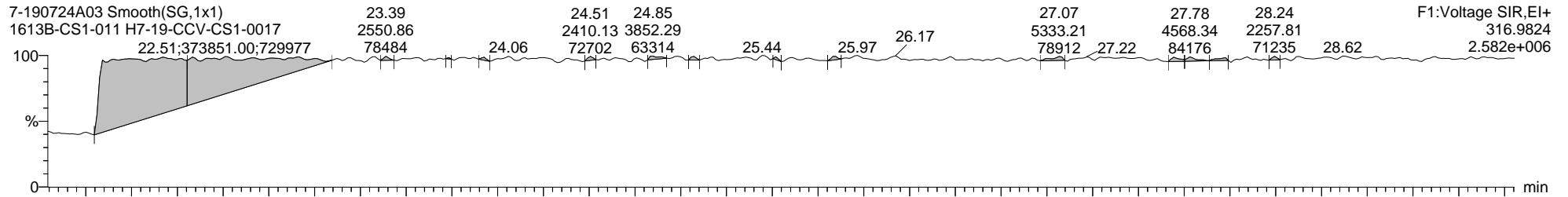
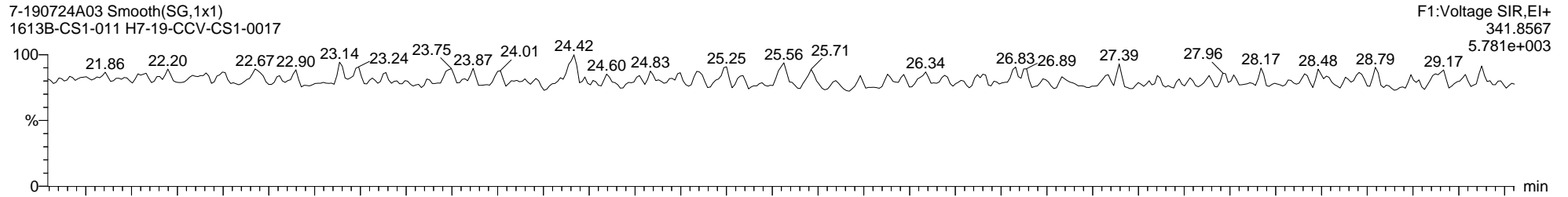
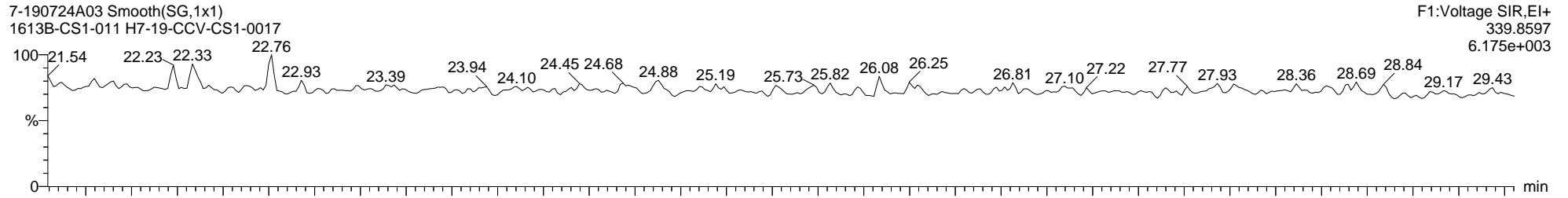
Dataset: C:\MassLynx\Dioxin.PRO\Result Files\7-190724A-ICAL\_M23.qld

Last Altered: Thursday, July 25, 2019 09:29:35 Eastern Daylight Time

Printed: Friday, August 30, 2019 14:29:16 Eastern Daylight Time

Name: 7-190724A03, Date: 24-Jul-2019, Time: 17:20:05, ID: H7-19-CCV-CS1-0017, Description: 1613B-CS1-011, Vial: Tray1:4

Total-PeCDF-F1





Quantify Sample Report MassLynx MassLynx V4.1 SCN 901

Dataset: C:\MassLynx\Dioxin.PRO\Result Files\7-190724A-ICAL\_M23.qld

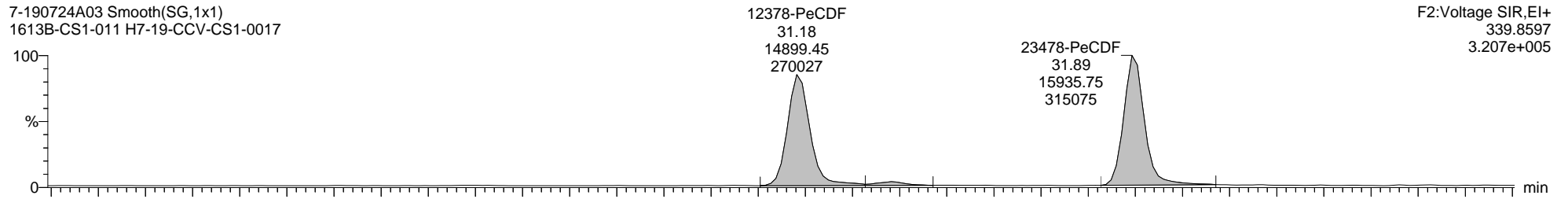
Last Altered: Thursday, July 25, 2019 09:29:35 Eastern Daylight Time

Printed: Friday, August 30, 2019 14:29:16 Eastern Daylight Time

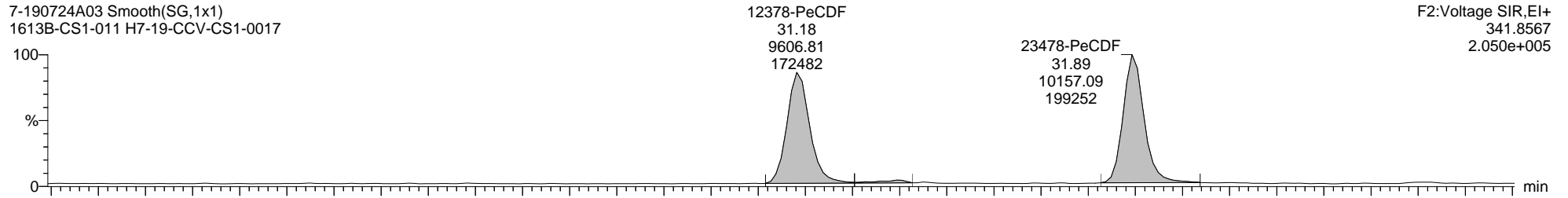
Name: 7-190724A03, Date: 24-Jul-2019, Time: 17:20:05, ID: H7-19-CCV-CS1-0017, Description: 1613B-CS1-011, Vial: Tray1:4

Total-Pentafurans

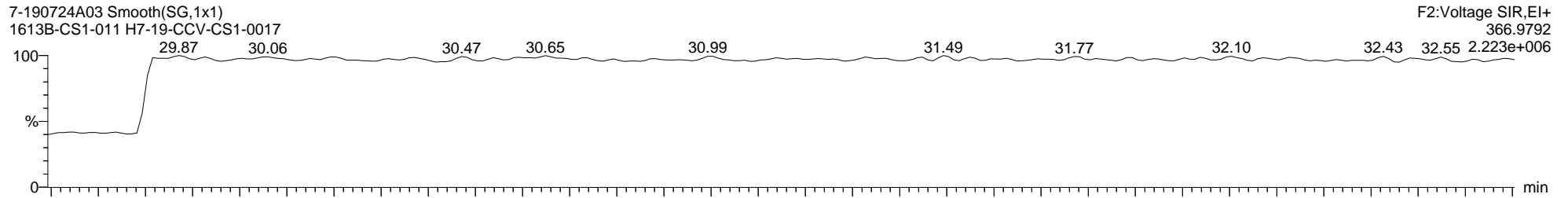
7-190724A03 Smooth(SG,1x1)  
1613B-CS1-011 H7-19-CCV-CS1-0017



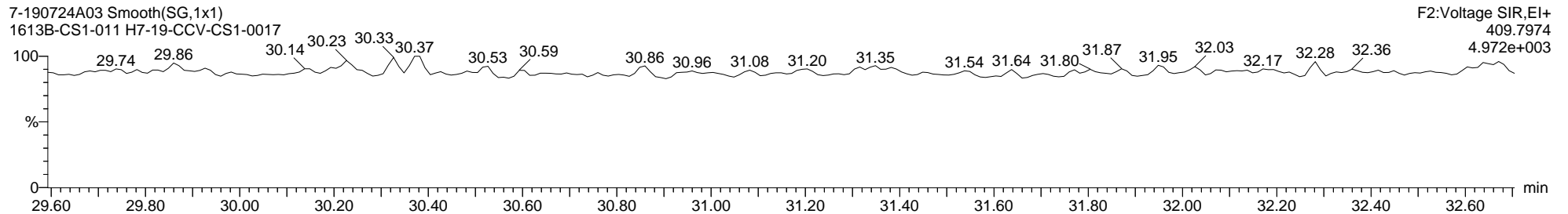
7-190724A03 Smooth(SG,1x1)  
1613B-CS1-011 H7-19-CCV-CS1-0017



7-190724A03 Smooth(SG,1x1)  
1613B-CS1-011 H7-19-CCV-CS1-0017



7-190724A03 Smooth(SG,1x1)  
1613B-CS1-011 H7-19-CCV-CS1-0017



Dataset: C:\MassLynx\Dioxin.PRO\Result Files\7-190724A-ICAL\_M23.qld

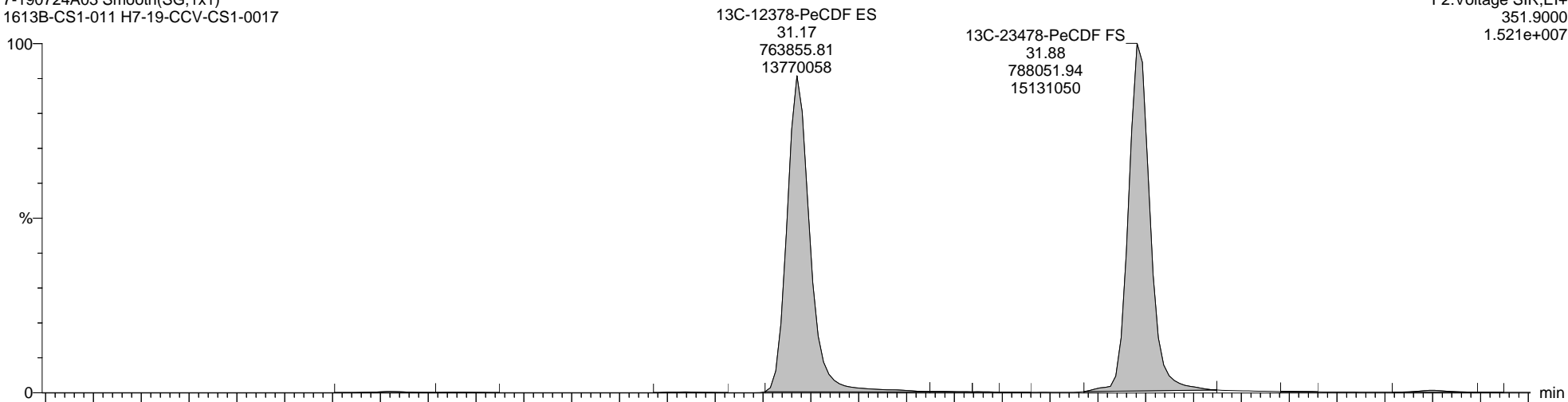
Last Altered: Thursday, July 25, 2019 09:29:35 Eastern Daylight Time

Printed: Friday, August 30, 2019 14:29:16 Eastern Daylight Time

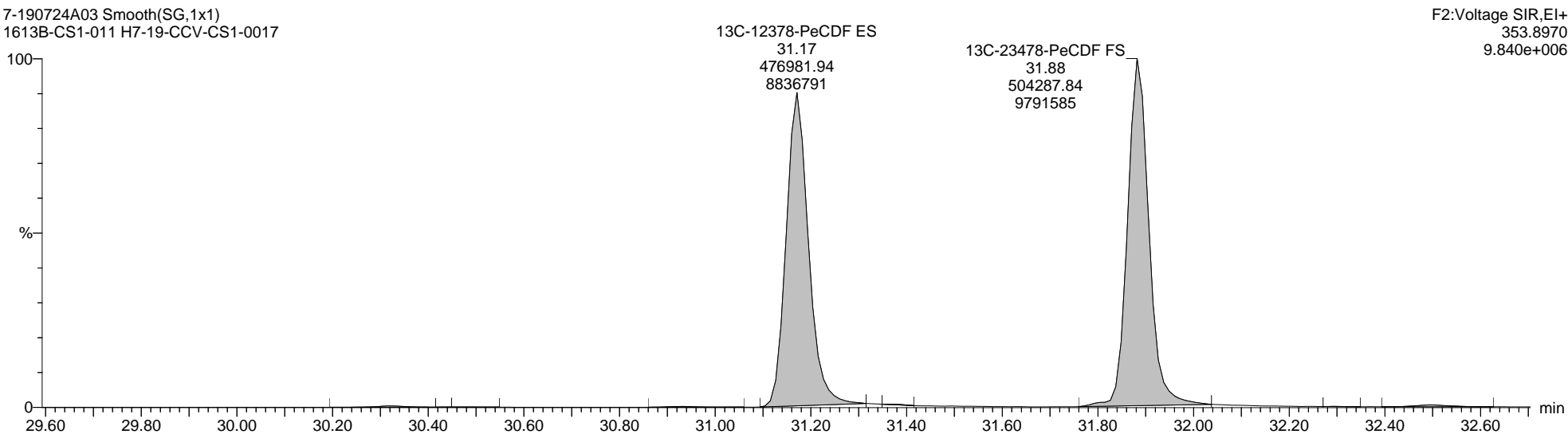
Name: 7-190724A03, Date: 24-Jul-2019, Time: 17:20:05, ID: H7-19-CCV-CS1-0017, Description: 1613B-CS1-011, Vial: Tray1:4

13C-12378-PeCDF ES

7-190724A03 Smooth(SG,1x1)  
1613B-CS1-011 H7-19-CCV-CS1-0017



7-190724A03 Smooth(SG,1x1)  
1613B-CS1-011 H7-19-CCV-CS1-0017



Quantify Sample Report MassLynx MassLynx V4.1 SCN 901

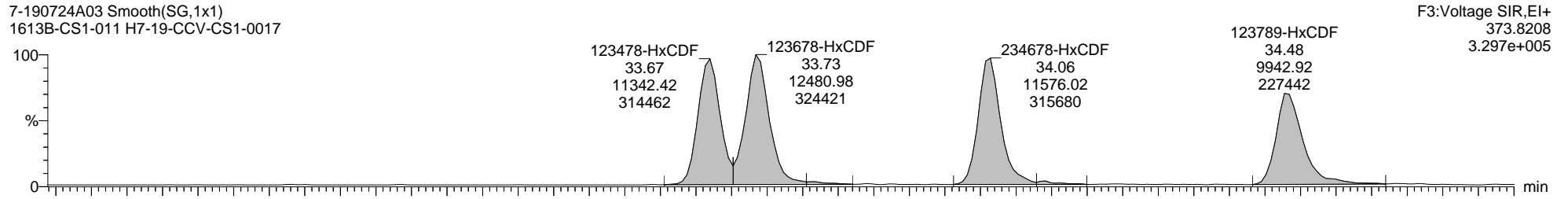
Dataset: C:\MassLynx\Dioxin.PRO\Result Files\7-190724A-ICAL\_M23.qld

Last Altered: Thursday, July 25, 2019 09:29:35 Eastern Daylight Time  
Printed: Friday, August 30, 2019 14:29:16 Eastern Daylight Time

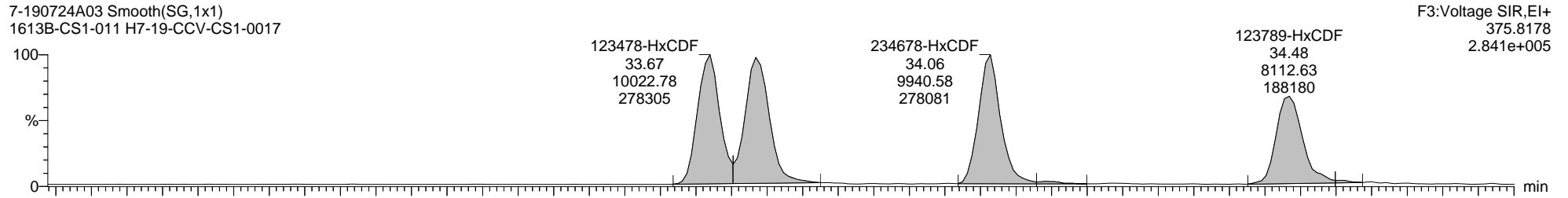
Name: 7-190724A03, Date: 24-Jul-2019, Time: 17:20:05, ID: H7-19-CCV-CS1-0017, Description: 1613B-CS1-011, Vial: Tray1:4

Total-Hexafurans

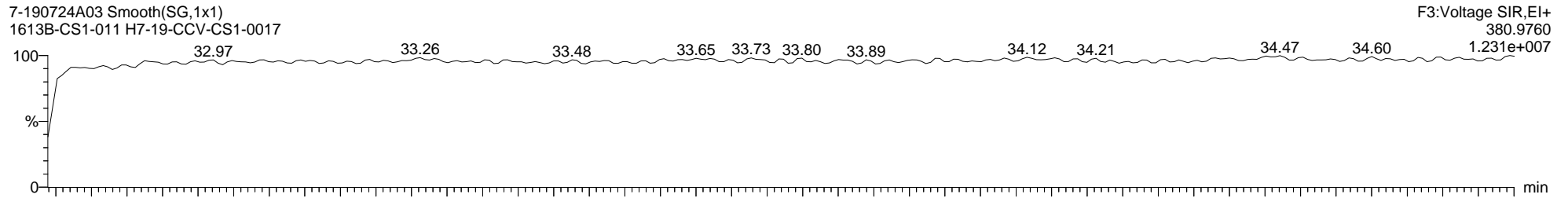
7-190724A03 Smooth(SG,1x1)  
1613B-CS1-011 H7-19-CCV-CS1-0017



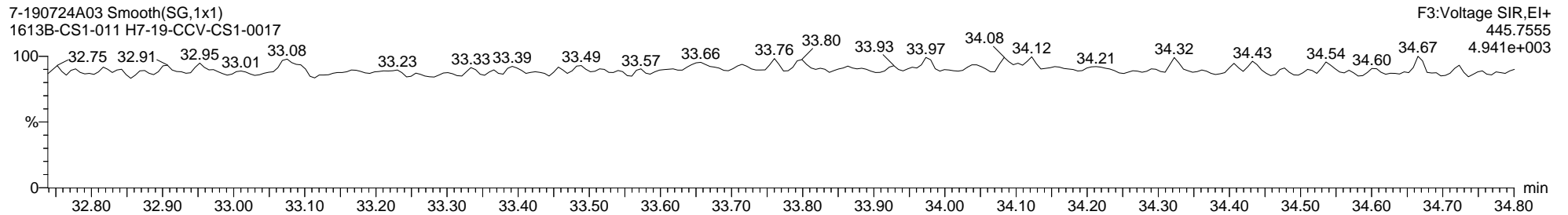
7-190724A03 Smooth(SG,1x1)  
1613B-CS1-011 H7-19-CCV-CS1-0017



7-190724A03 Smooth(SG,1x1)  
1613B-CS1-011 H7-19-CCV-CS1-0017



7-190724A03 Smooth(SG,1x1)  
1613B-CS1-011 H7-19-CCV-CS1-0017



Quantify Sample Report

MassLynx MassLynx V4.1 SCN 901

Dataset: C:\MassLynx\Dioxin.PRO\Result Files\7-190724A-ICAL\_M23.qld

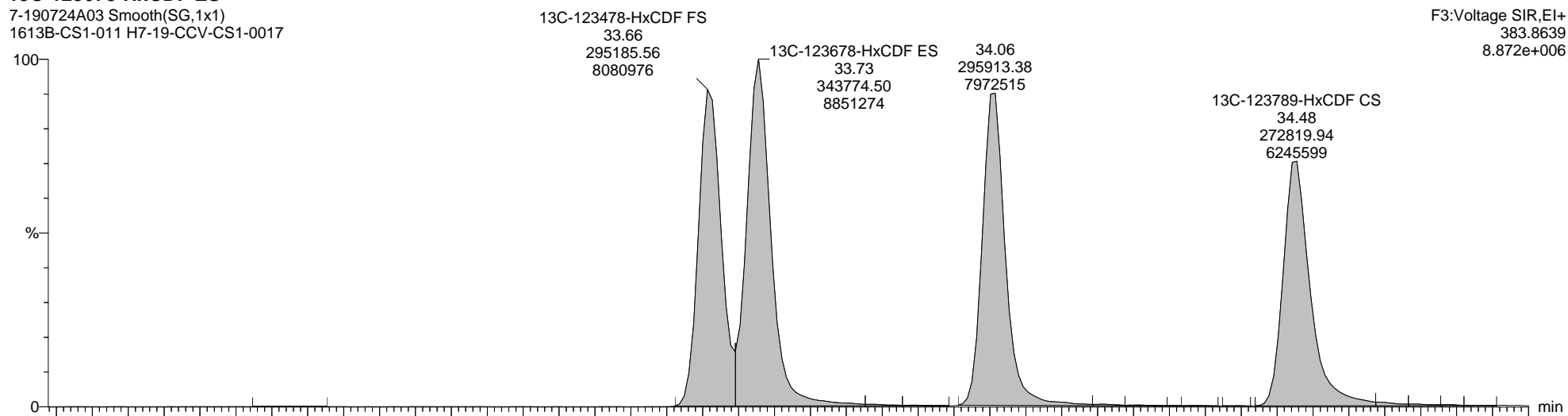
Last Altered: Thursday, July 25, 2019 09:29:35 Eastern Daylight Time

Printed: Friday, August 30, 2019 14:29:16 Eastern Daylight Time

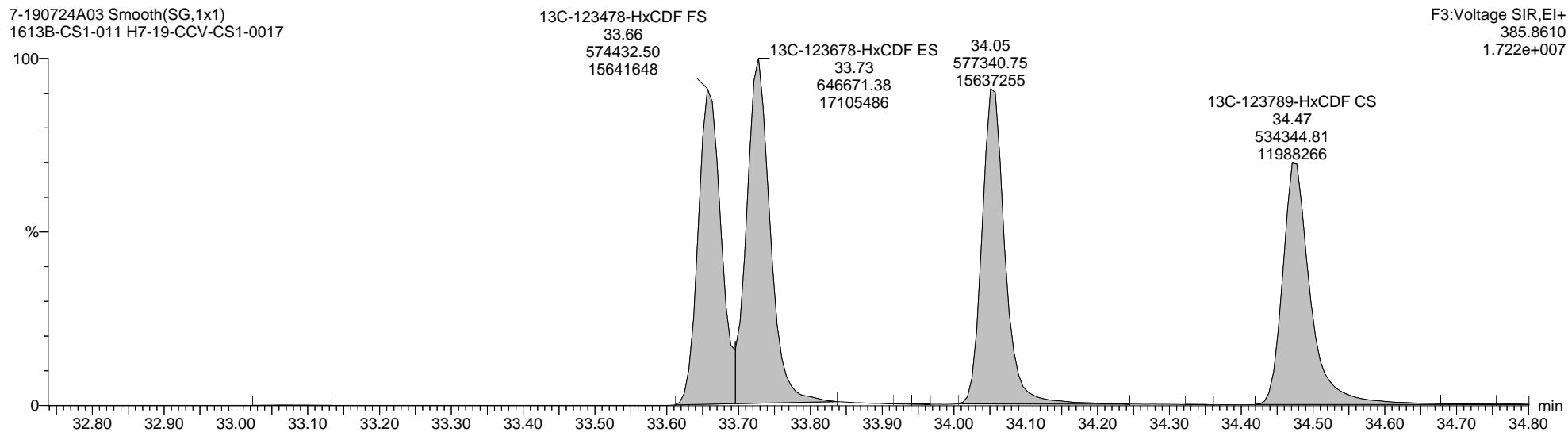
Name: 7-190724A03, Date: 24-Jul-2019, Time: 17:20:05, ID: H7-19-CCV-CS1-0017, Description: 1613B-CS1-011, Vial: Tray1:4

13C-123678-HxCDF ES

7-190724A03 Smooth(SG,1x1)  
1613B-CS1-011 H7-19-CCV-CS1-0017



7-190724A03 Smooth(SG,1x1)  
1613B-CS1-011 H7-19-CCV-CS1-0017



Quantify Sample Report MassLynx MassLynx V4.1 SCN 901

Dataset: C:\MassLynx\Dioxin.PRO\Result Files\7-190724A-ICAL\_M23.qld

Last Altered: Thursday, July 25, 2019 09:29:35 Eastern Daylight Time

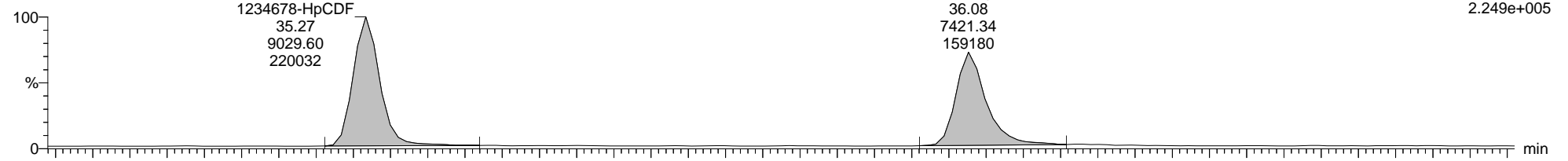
Printed: Friday, August 30, 2019 14:29:16 Eastern Daylight Time

Name: 7-190724A03, Date: 24-Jul-2019, Time: 17:20:05, ID: H7-19-CCV-CS1-0017, Description: 1613B-CS1-011, Vial: Tray1:4

Total-Heptafurans

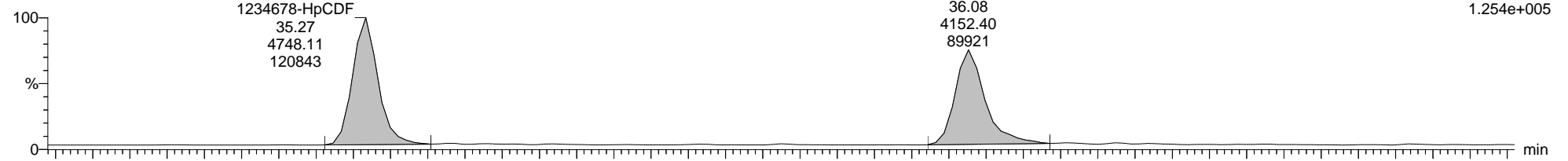
7-190724A03 Smooth(SG,1x1)

1613B-CS1-011 H7-19-CCV-CS1-0017



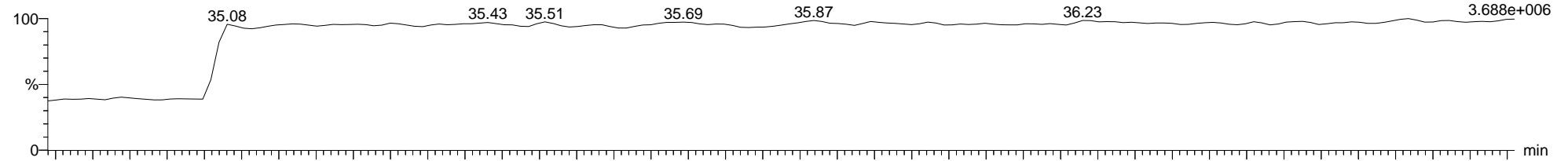
7-190724A03 Smooth(SG,1x1)

1613B-CS1-011 H7-19-CCV-CS1-0017



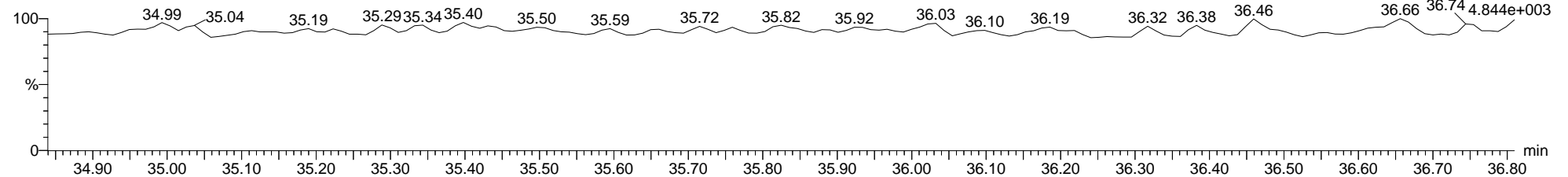
7-190724A03 Smooth(SG,1x1)

1613B-CS1-011 H7-19-CCV-CS1-0017



7-190724A03 Smooth(SG,1x1)

1613B-CS1-011 H7-19-CCV-CS1-0017



Quantify Sample Report MassLynx MassLynx V4.1 SCN 901

Dataset: C:\MassLynx\Dioxin.PRO\Result Files\7-190724A-ICAL\_M23.qld

Last Altered: Thursday, July 25, 2019 09:29:35 Eastern Daylight Time

Printed: Friday, August 30, 2019 14:29:16 Eastern Daylight Time

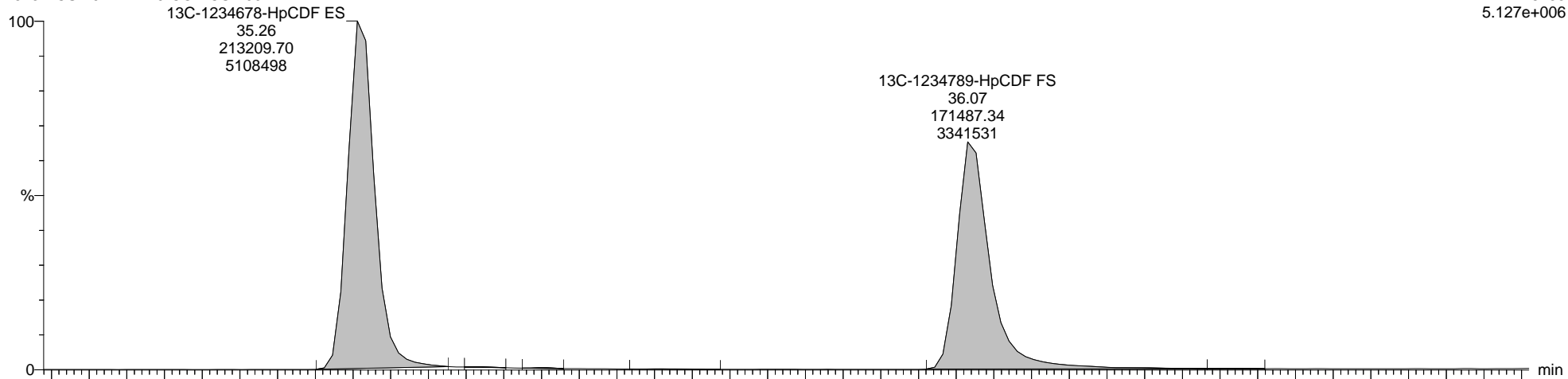
Name: 7-190724A03, Date: 24-Jul-2019, Time: 17:20:05, ID: H7-19-CCV-CS1-0017, Description: 1613B-CS1-011, Vial: Tray1:4

13C-1234678-HpCDF ES

7-190724A03 Smooth(SG,1x1)

1613B-CS1-011 H7-19-CCV-CS1-0017

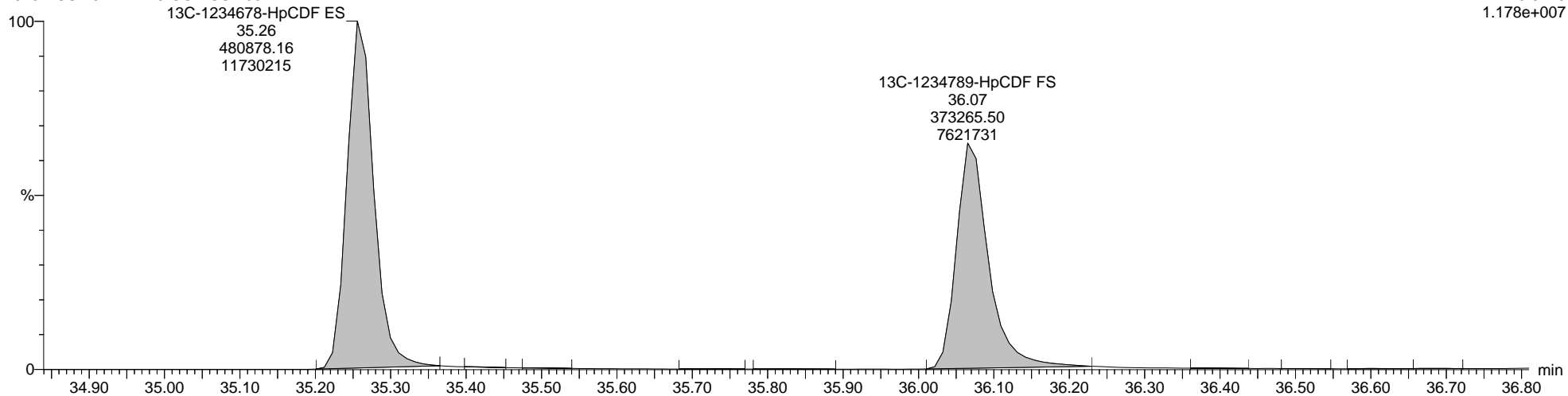
F4:Voltage SIR,EI+  
417.8253  
5.127e+006



7-190724A03 Smooth(SG,1x1)

1613B-CS1-011 H7-19-CCV-CS1-0017

F4:Voltage SIR,EI+  
419.8220  
1.178e+007



Quantify Sample Report MassLynx MassLynx V4.1 SCN 901

Dataset: C:\MassLynx\Dioxin.PRO\Result Files\7-190724A-ICAL\_M23.qld

Last Altered: Thursday, July 25, 2019 09:29:35 Eastern Daylight Time

Printed: Friday, August 30, 2019 14:29:16 Eastern Daylight Time

Name: 7-190724A03, Date: 24-Jul-2019, Time: 17:20:05, ID: H7-19-CCV-CS1-0017, Description: 1613B-CS1-011, Vial: Tray1:4

Totals-OCDF

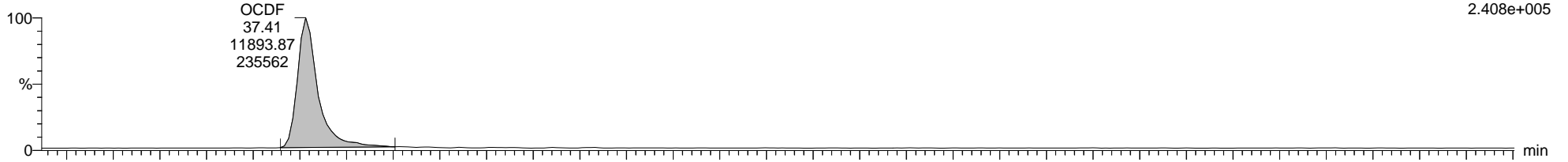
7-190724A03 Smooth(SG,1x1)

1613B-CS1-011 H7-19-CCV-CS1-0017

F5:Voltage SIR,EI+

441.7428

2.408e+005



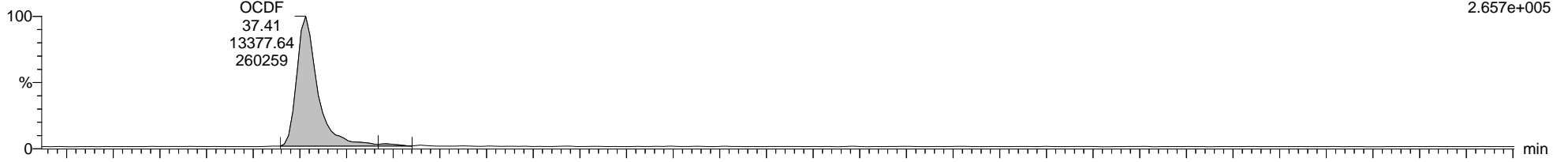
7-190724A03 Smooth(SG,1x1)

1613B-CS1-011 H7-19-CCV-CS1-0017

F5:Voltage SIR,EI+

443.7398

2.657e+005



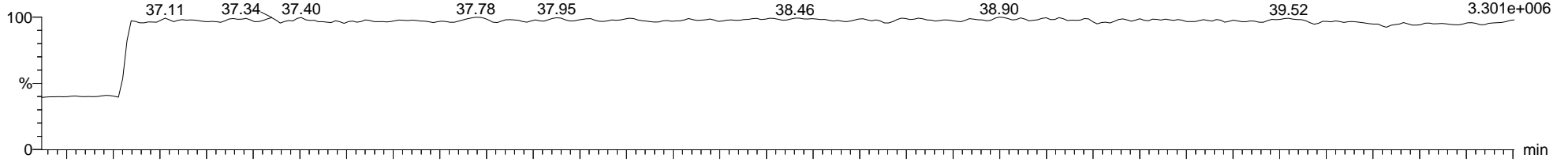
7-190724A03 Smooth(SG,1x1)

1613B-CS1-011 H7-19-CCV-CS1-0017

F5:Voltage SIR,EI+

454.9728

3.301e+006



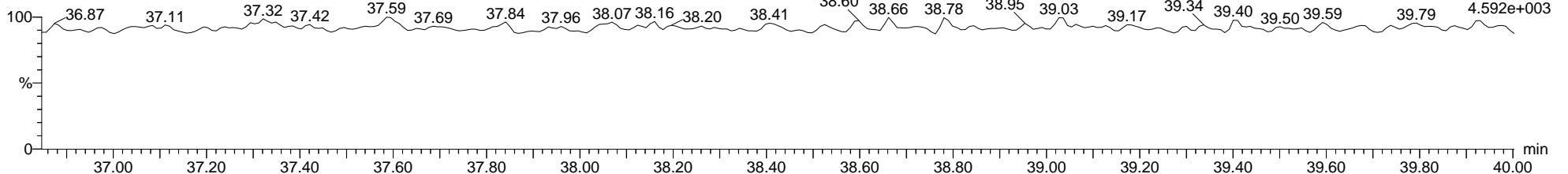
7-190724A03 Smooth(SG,1x1)

1613B-CS1-011 H7-19-CCV-CS1-0017

F5:Voltage SIR,EI+

513.6775

4.592e+003



Dataset: C:\MassLynx\Dioxin.PRO\Result Files\7-190724A-ICAL\_M23.qld

Last Altered: Thursday, July 25, 2019 09:29:35 Eastern Daylight Time

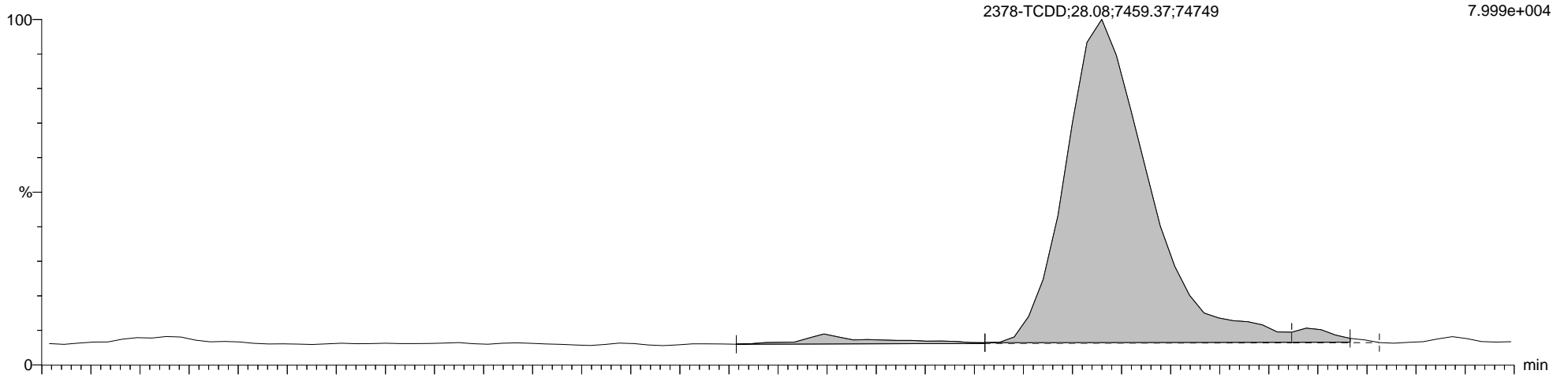
Printed: Friday, August 30, 2019 14:29:16 Eastern Daylight Time

Name: 7-190724A02, Date: 24-Jul-2019, Time: 16:37:39, ID: H7-19-CCV-CS2-0017, Description: 1613B-CS2-011, Vial: Tray1:3

2378-TCDD

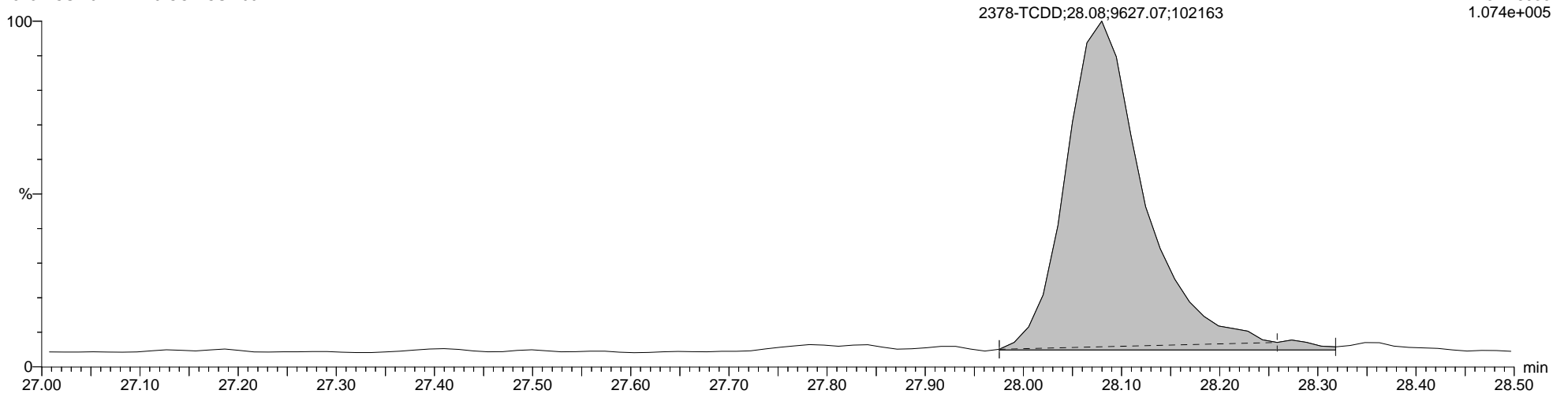
7-190724A02 Smooth(SG,1x1)  
1613B-CS2-011 H7-19-CCV-CS2-0017

F1:Voltage SIR,EI+  
319.8965  
7.999e+004



7-190724A02 Smooth(SG,1x1)  
1613B-CS2-011 H7-19-CCV-CS2-0017

F1:Voltage SIR,EI+  
321.8936  
1.074e+005





Quantify Sample Report MassLynx MassLynx V4.1 SCN 901

Dataset: C:\MassLynx\Dioxin.PRO\Result Files\7-190724A-ICAL\_M23.qld

Last Altered: Thursday, July 25, 2019 09:29:35 Eastern Daylight Time


Printed: Friday, August 30, 2019 14:29:16 Eastern Daylight Time

Name: 7-190724A02, Date: 24-Jul-2019, Time: 16:37:39, ID: H7-19-CCV-CS2-0017, Description: 1613B-CS2-011, Vial: Tray1:3

Total-Tetradoxins


7-190724A02 Smooth(SG,1x1)  
1613B-CS2-011 H7-19-CCV-CS2-0017

F1:Voltage SIR,EI+  
319.8965  
7.999e+004



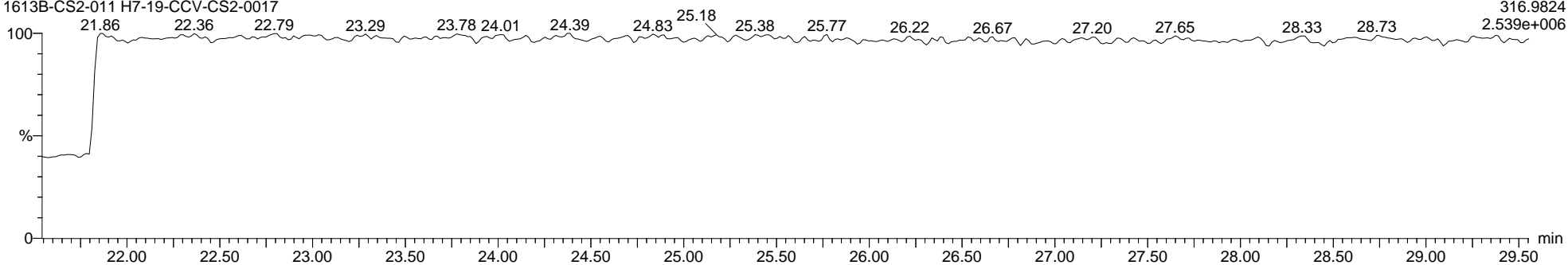
7-190724A02 Smooth(SG,1x1)  
1613B-CS2-011 H7-19-CCV-CS2-0017

F1:Voltage SIR,EI+  
321.8936  
1.074e+005



7-190724A02 Smooth(SG,1x1)  
1613B-CS2-011 H7-19-CCV-CS2-0017

F1:Voltage SIR,EI+  
316.9824  
2.539e+006



Dataset: C:\MassLynx\Dioxin.PRO\Result Files\7-190724A-ICAL\_M23.qld

Last Altered: Thursday, July 25, 2019 09:29:35 Eastern Daylight Time


Printed: Friday, August 30, 2019 14:29:16 Eastern Daylight Time

Name: 7-190724A02, Date: 24-Jul-2019, Time: 16:37:39, ID: H7-19-CCV-CS2-0017, Description: 1613B-CS2-011, Vial: Tray1:3

13C-2378-TCDD ES

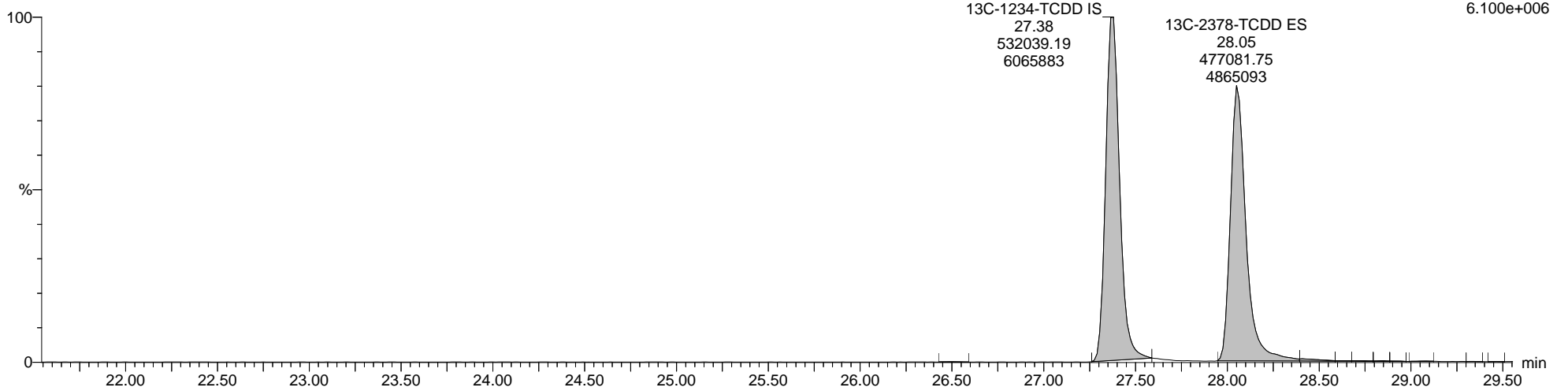
7-190724A02 Smooth(SG,1x1)  
1613B-CS2-011 H7-19-CCV-CS2-0017

F1:Voltage SIR,EI+  
331.9368  
4.820e+006



7-190724A02 Smooth(SG,1x1)  
1613B-CS2-011 H7-19-CCV-CS2-0017

F1:Voltage SIR,EI+  
333.9339  
6.100e+006



Quantify Sample Report MassLynx MassLynx V4.1 SCN 901

Dataset: C:\MassLynx\Dioxin.PRO\Result Files\7-190724A-ICAL\_M23.qld


Last Altered: Thursday, July 25, 2019 09:29:35 Eastern Daylight Time

Printed: Friday, August 30, 2019 14:29:16 Eastern Daylight Time

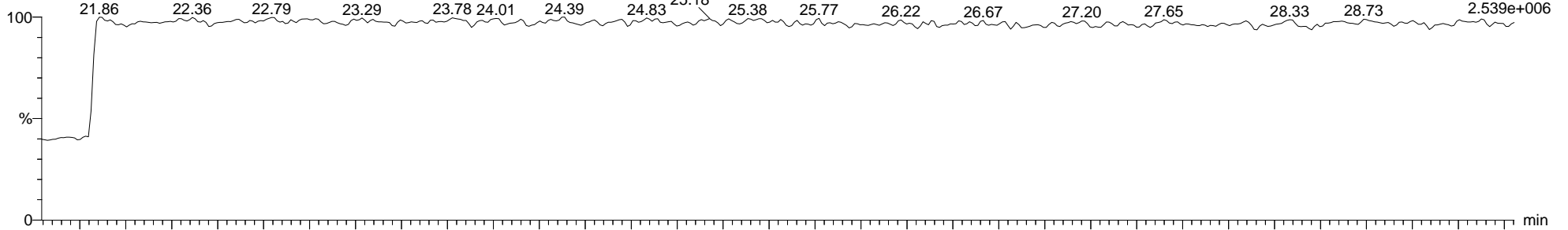
Name: 7-190724A02, Date: 24-Jul-2019, Time: 16:37:39, ID: H7-19-CCV-CS2-0017, Description: 1613B-CS2-011, Vial: Tray1:3

Totals-37Cl-2378-TCDD

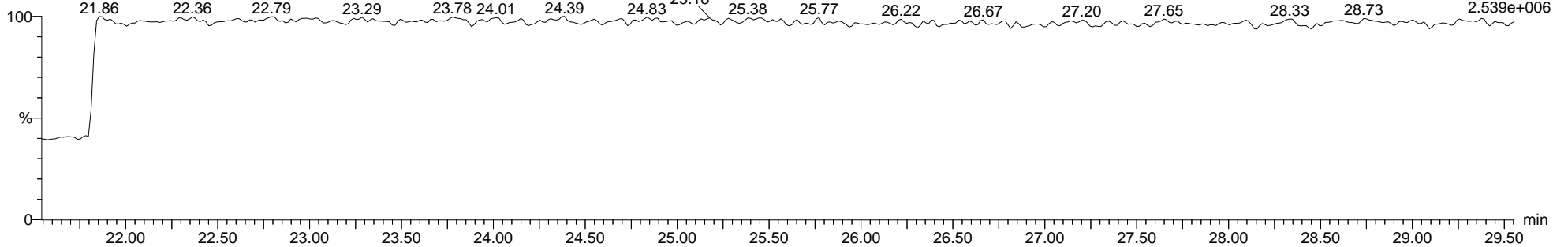
7-190724A02 Smooth(SG,1x1)  
1613B-CS2-011 H7-19-CCV-CS2-0017



7-190724A02 Smooth(SG,1x1)  
1613B-CS2-011 H7-19-CCV-CS2-0017



7-190724A02 Smooth(SG,1x1)  
1613B-CS2-011 H7-19-CCV-CS2-0017



Quantify Sample Report MassLynx MassLynx V4.1 SCN 901

Dataset: C:\MassLynx\Dioxin.PRO\Result Files\7-190724A-ICAL\_M23.qld

Last Altered: Thursday, July 25, 2019 09:29:35 Eastern Daylight Time


Printed: Friday, August 30, 2019 14:29:16 Eastern Daylight Time

Name: 7-190724A02, Date: 24-Jul-2019, Time: 16:37:39, ID: H7-19-CCV-CS2-0017, Description: 1613B-CS2-011, Vial: Tray1:3

Total-Pentadioxins

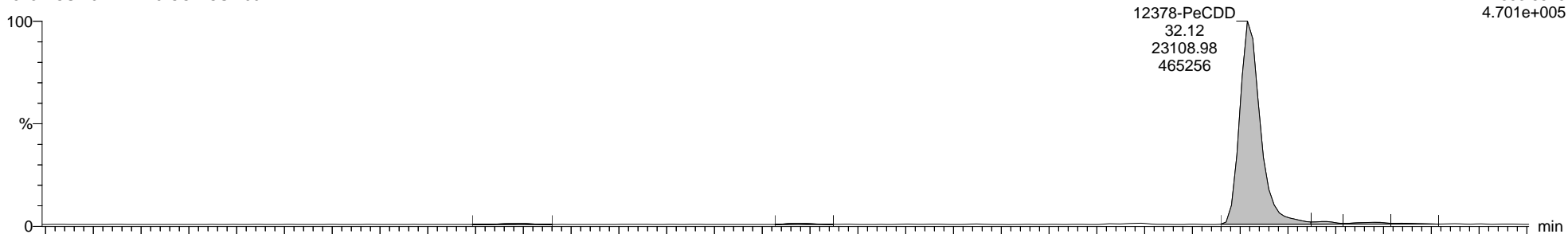
7-190724A02 Smooth(SG,1x1)  
1613B-CS2-011 H7-19-CCV-CS2-0017

F2:Voltage SIR,EI+  
355.8546  
7.836e+005



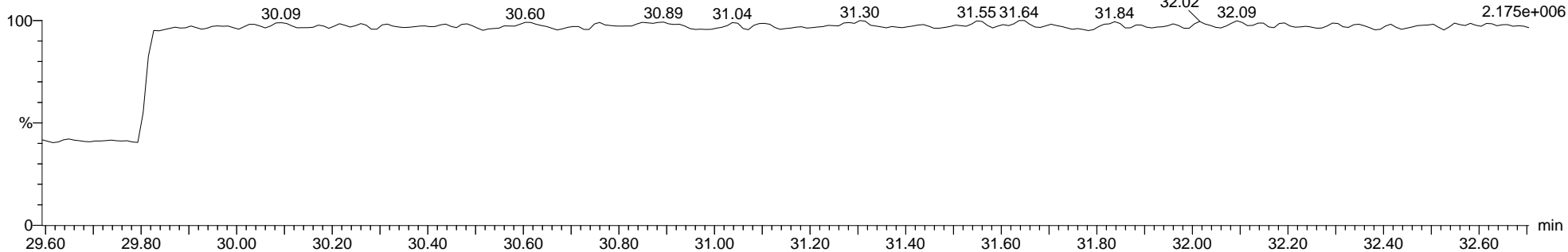
7-190724A02 Smooth(SG,1x1)  
1613B-CS2-011 H7-19-CCV-CS2-0017

F2:Voltage SIR,EI+  
353.8576  
4.701e+005



7-190724A02 Smooth(SG,1x1)  
1613B-CS2-011 H7-19-CCV-CS2-0017

F2:Voltage SIR,EI+  
366.9792  
2.175e+006



Quantify Sample Report MassLynx MassLynx V4.1 SCN 901

Dataset: C:\MassLynx\Dioxin.PRO\Result Files\7-190724A-ICAL\_M23.qld

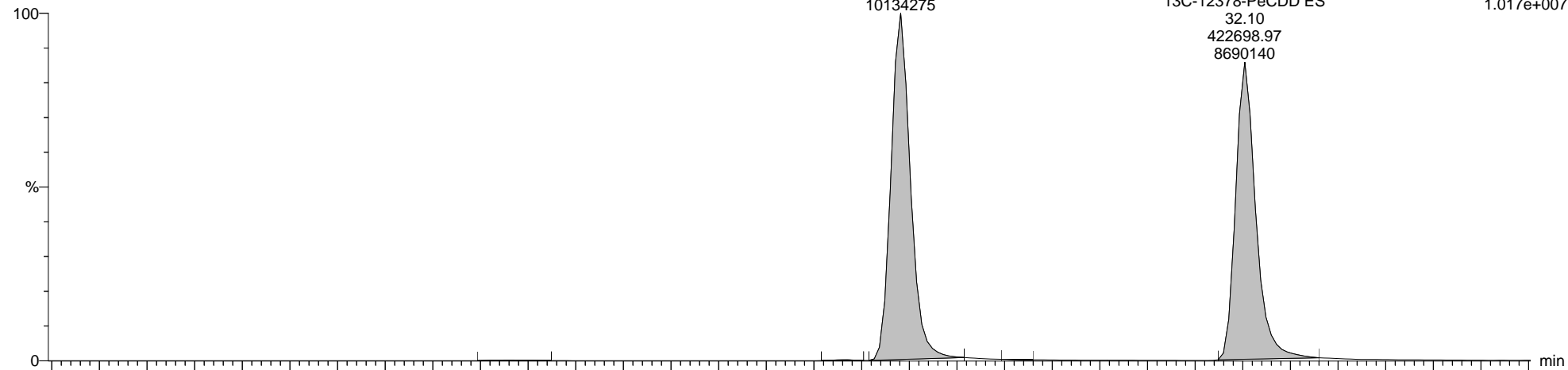
Last Altered: Thursday, July 25, 2019 09:29:35 Eastern Daylight Time

Printed: Friday, August 30, 2019 14:29:16 Eastern Daylight Time

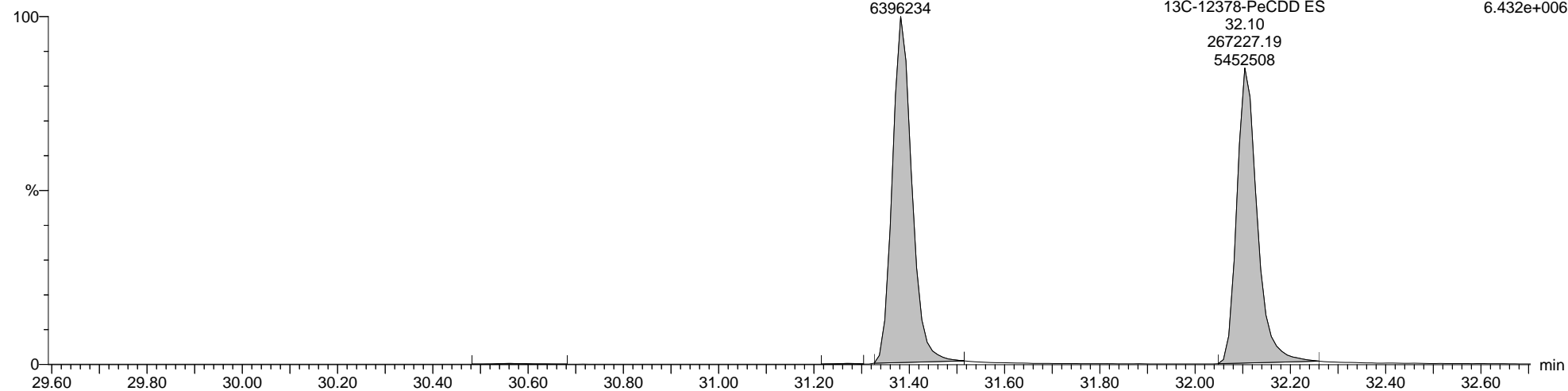
Name: 7-190724A02, Date: 24-Jul-2019, Time: 16:37:39, ID: H7-19-CCV-CS2-0017, Description: 1613B-CS2-011, Vial: Tray1:3

13C-12378-PeCDD ES

7-190724A02 Smooth(SG,1x1)  
1613B-CS2-011 H7-19-CCV-CS2-0017



7-190724A02 Smooth(SG,1x1)  
1613B-CS2-011 H7-19-CCV-CS2-0017



Quantify Sample Report MassLynx MassLynx V4.1 SCN 901

Dataset: C:\MassLynx\Dioxin.PRO\Result Files\7-190724A-ICAL\_M23.qld

Last Altered: Thursday, July 25, 2019 09:29:35 Eastern Daylight Time


Printed: Friday, August 30, 2019 14:29:16 Eastern Daylight Time

Name: 7-190724A02, Date: 24-Jul-2019, Time: 16:37:39, ID: H7-19-CCV-CS2-0017, Description: 1613B-CS2-011, Vial: Tray1:3

Total-Hexadioxins

7-190724A02 Smooth(SG,1x1)  
1613B-CS2-011 H7-19-CCV-CS2-0017

F3:Voltage SIR,EI+  
389.8157  
1.048e+006



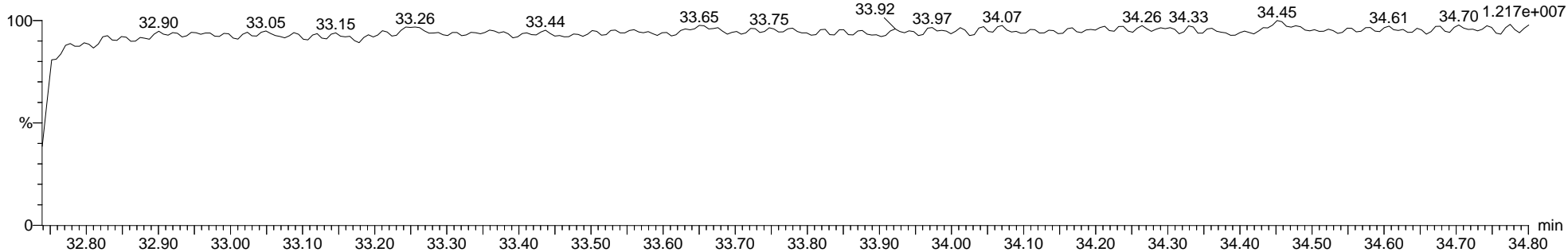
7-190724A02 Smooth(SG,1x1)  
1613B-CS2-011 H7-19-CCV-CS2-0017

F3:Voltage SIR,EI+  
391.8127  
8.050e+005



7-190724A02 Smooth(SG,1x1)  
1613B-CS2-011 H7-19-CCV-CS2-0017

F3:Voltage SIR,EI+  
380.9760  
1.217e+007



Quantify Sample Report MassLynx MassLynx V4.1 SCN 901

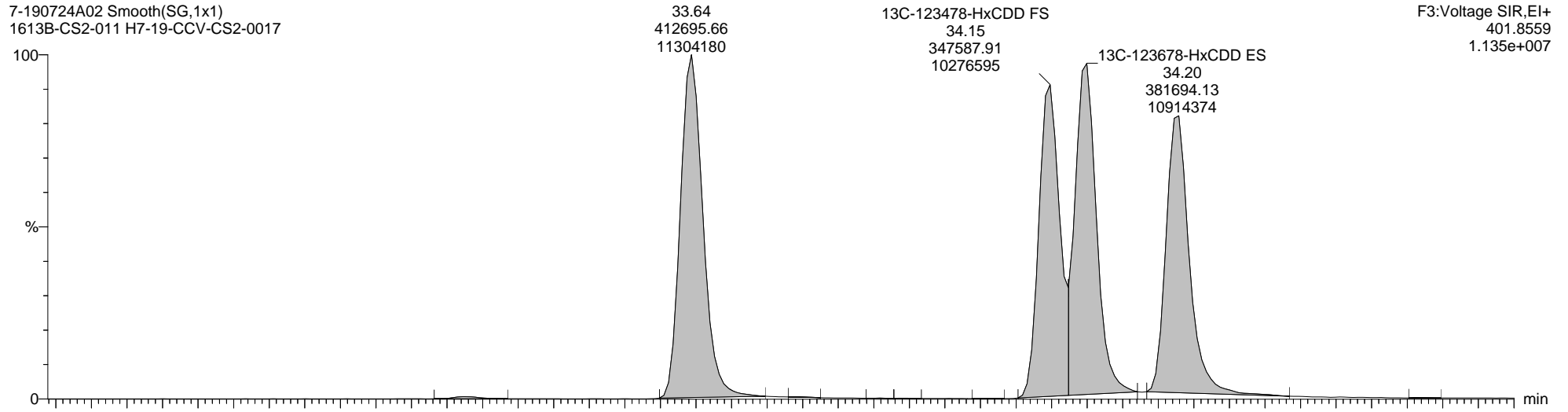
Dataset: C:\MassLynx\Dioxin.PRO\Result Files\7-190724A-ICAL\_M23.qld

Last Altered: Thursday, July 25, 2019 09:29:35 Eastern Daylight Time  
Printed: Friday, August 30, 2019 14:29:16 Eastern Daylight Time

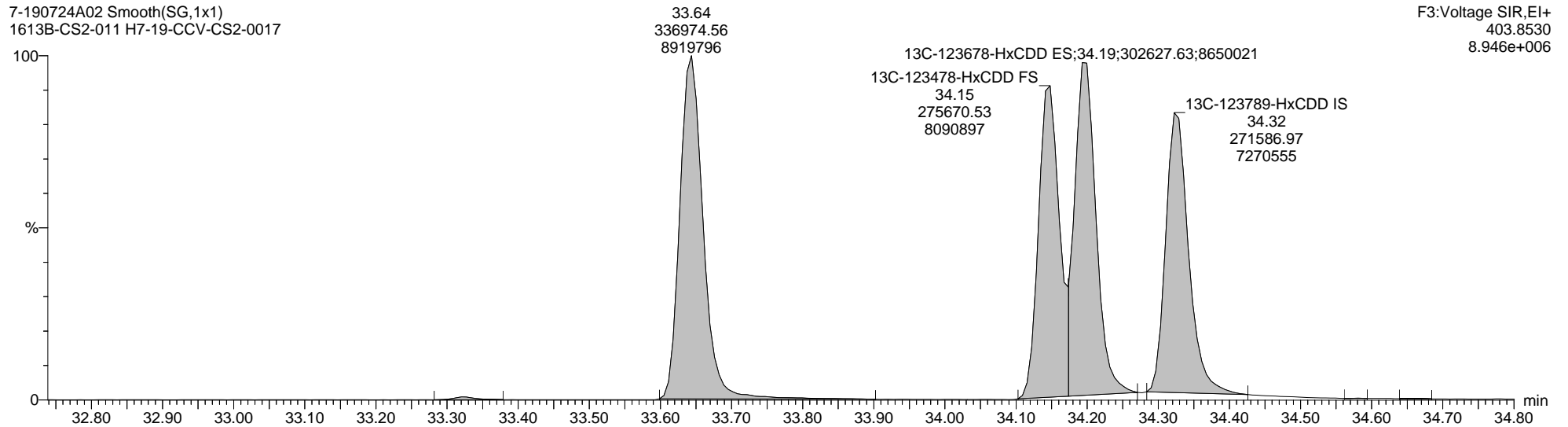
Name: 7-190724A02, Date: 24-Jul-2019, Time: 16:37:39, ID: H7-19-CCV-CS2-0017, Description: 1613B-CS2-011, Vial: Tray1:3

13C-123678-HxCDD ES

7-190724A02 Smooth(SG,1x1)  
1613B-CS2-011 H7-19-CCV-CS2-0017



7-190724A02 Smooth(SG,1x1)  
1613B-CS2-011 H7-19-CCV-CS2-0017



Quantify Sample Report MassLynx MassLynx V4.1 SCN 901

Dataset: C:\MassLynx\Dioxin.PRO\Result Files\7-190724A-ICAL\_M23.qld

Last Altered: Thursday, July 25, 2019 09:29:35 Eastern Daylight Time

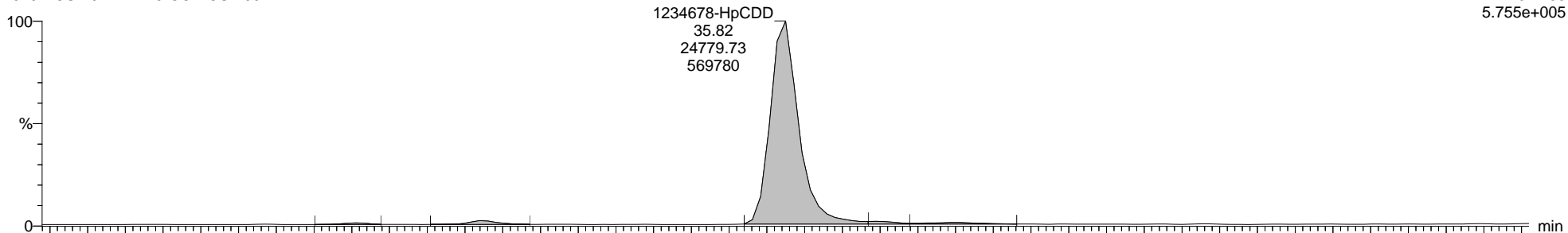
Printed: Friday, August 30, 2019 14:29:16 Eastern Daylight Time

Name: 7-190724A02, Date: 24-Jul-2019, Time: 16:37:39, ID: H7-19-CCV-CS2-0017, Description: 1613B-CS2-011, Vial: Tray1:3

Total-Heptadioxins

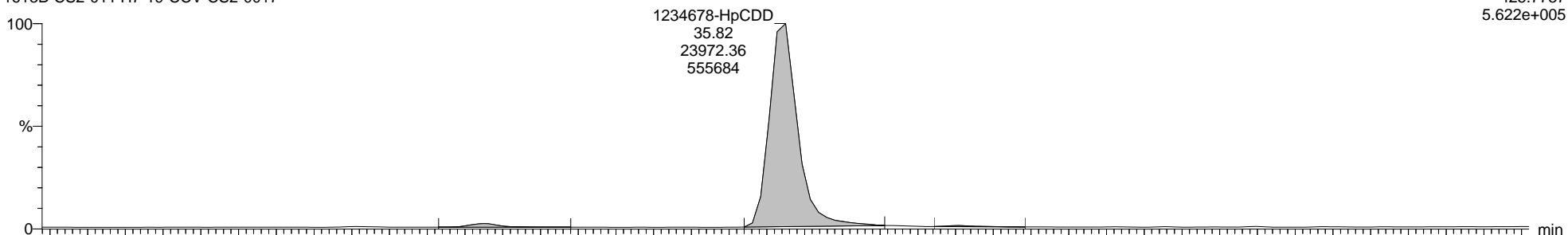
7-190724A02 Smooth(SG,1x1)  
1613B-CS2-011 H7-19-CCV-CS2-0017

F4:Voltage SIR,EI+  
423.7766  
5.755e+005



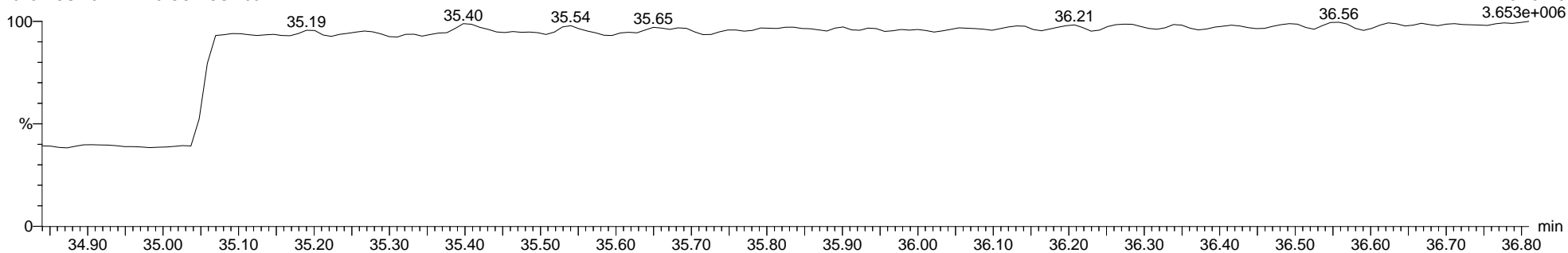
7-190724A02 Smooth(SG,1x1)  
1613B-CS2-011 H7-19-CCV-CS2-0017

F4:Voltage SIR,EI+  
425.7737  
5.622e+005



7-190724A02 Smooth(SG,1x1)  
1613B-CS2-011 H7-19-CCV-CS2-0017

F4:Voltage SIR,EI+  
454.9728  
3.653e+006





Dataset: C:\MassLynx\Dioxin.PRO\Result Files\7-190724A-ICAL\_M23.qld

Last Altered: Thursday, July 25, 2019 09:29:35 Eastern Daylight Time

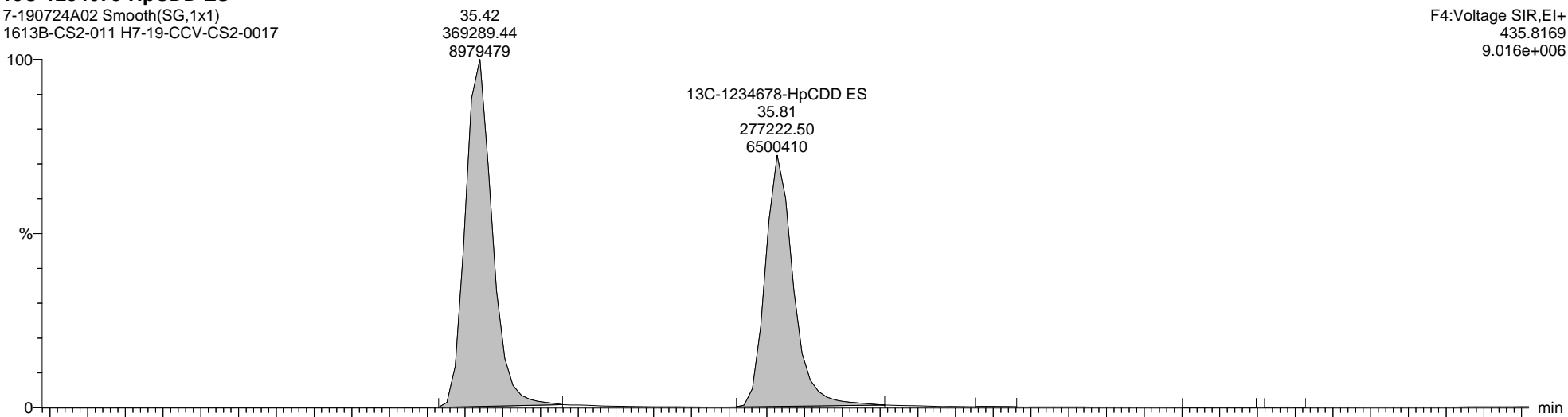
Printed: Friday, August 30, 2019 14:29:16 Eastern Daylight Time

Name: 7-190724A02, Date: 24-Jul-2019, Time: 16:37:39, ID: H7-19-CCV-CS2-0017, Description: 1613B-CS2-011, Vial: Tray1:3

13C-1234678-HpCDD ES

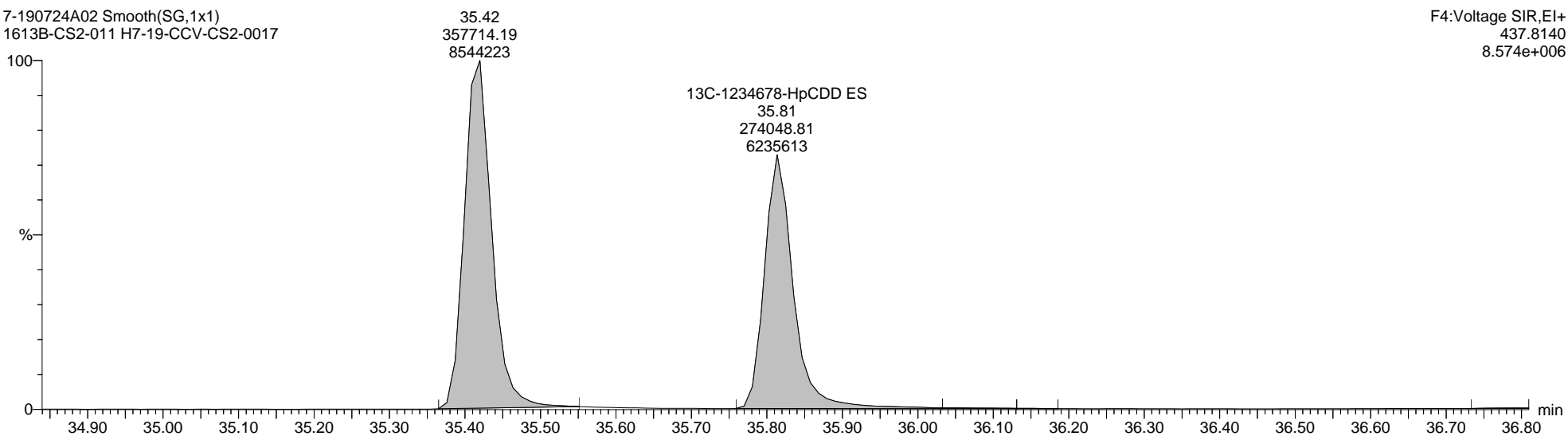
7-190724A02 Smooth(SG,1x1)  
1613B-CS2-011 H7-19-CCV-CS2-0017

F4:Voltage SIR,EI+  
435.8169  
9.016e+006



7-190724A02 Smooth(SG,1x1)  
1613B-CS2-011 H7-19-CCV-CS2-0017

F4:Voltage SIR,EI+  
437.8140  
8.574e+006



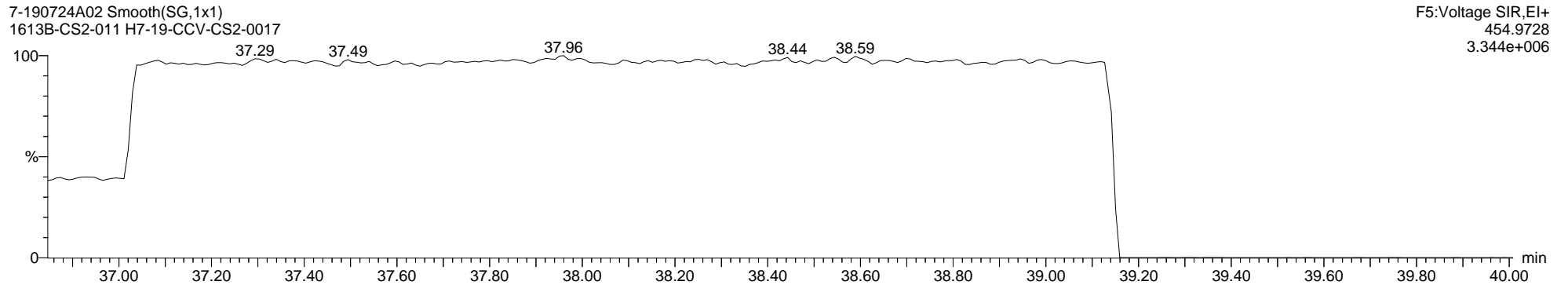


Quantify Sample Report MassLynx MassLynx V4.1 SCN 901

Dataset: C:\MassLynx\Dioxin.PRO\Result Files\7-190724A-ICAL\_M23.qld

Last Altered: Thursday, July 25, 2019 09:29:35 Eastern Daylight Time  
Printed: Friday, August 30, 2019 14:29:16 Eastern Daylight Time

Name: 7-190724A02, Date: 24-Jul-2019, Time: 16:37:39, ID: H7-19-CCV-CS2-0017, Description: 1613B-CS2-011, Vial: Tray1:3

Total-OCDD



Quantify Sample Report MassLynx MassLynx V4.1 SCN 901

Dataset: C:\MassLynx\Dioxin.PRO\Result Files\7-190724A-ICAL\_M23.qld

Last Altered: Thursday, July 25, 2019 09:29:35 Eastern Daylight Time


Printed: Friday, August 30, 2019 14:29:16 Eastern Daylight Time

Name: 7-190724A02, Date: 24-Jul-2019, Time: 16:37:39, ID: H7-19-CCV-CS2-0017, Description: 1613B-CS2-011, Vial: Tray1:3

13C-OCDD ES

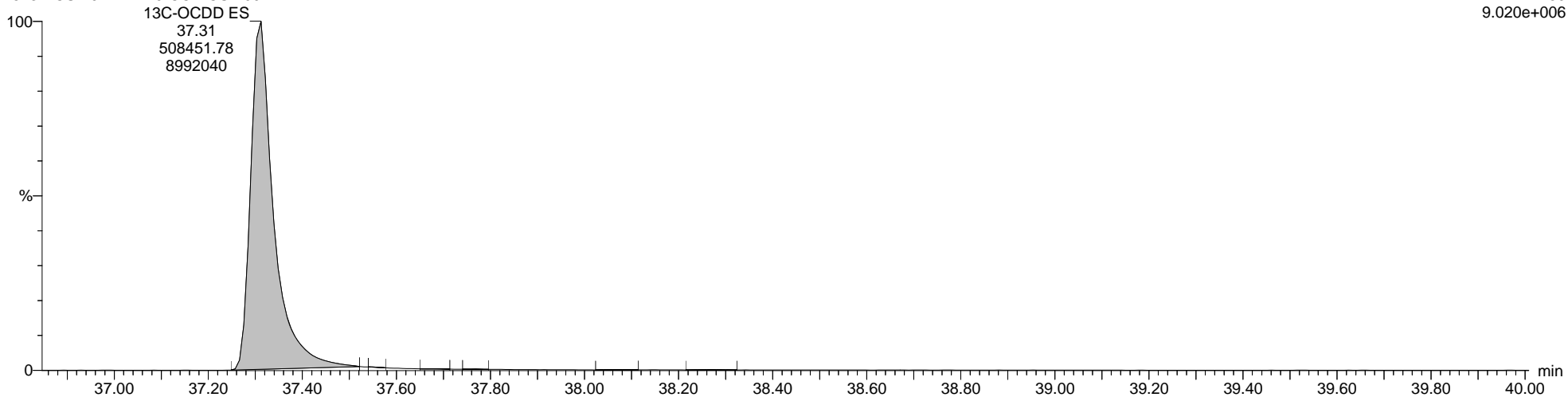
7-190724A02 Smooth(SG,1x1)  
1613B-CS2-011 H7-19-CCV-CS2-0017

F5:Voltage SIR,EI+  
469.7779  
8.060e+006



7-190724A02 Smooth(SG,1x1)  
1613B-CS2-011 H7-19-CCV-CS2-0017

F5:Voltage SIR,EI+  
471.7750  
9.020e+006



Quantify Sample Report MassLynx MassLynx V4.1 SCN 901

Dataset: C:\MassLynx\Dioxin.PRO\Result Files\7-190724A-ICAL\_M23.qld

Last Altered: Thursday, July 25, 2019 09:29:35 Eastern Daylight Time

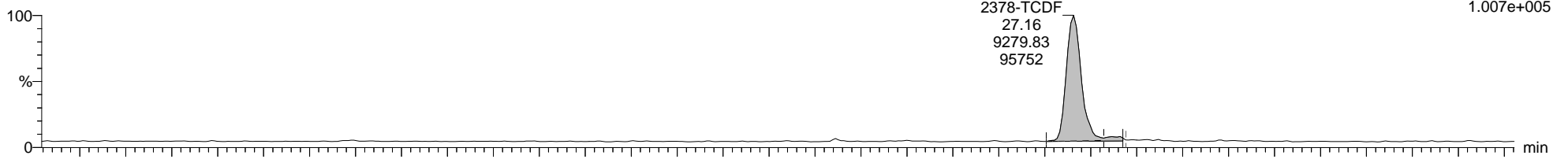
Printed: Friday, August 30, 2019 14:29:16 Eastern Daylight Time

Name: 7-190724A02, Date: 24-Jul-2019, Time: 16:37:39, ID: H7-19-CCV-CS2-0017, Description: 1613B-CS2-011, Vial: Tray1:3

Total-Tetrafurans

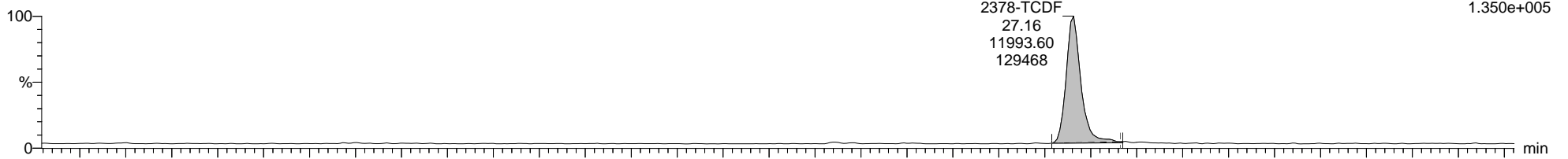
7-190724A02 Smooth(SG,1x1)  
1613B-CS2-011 H7-19-CCV-CS2-0017

F1:Voltage SIR,EI+  
303.9016  
1.007e+005



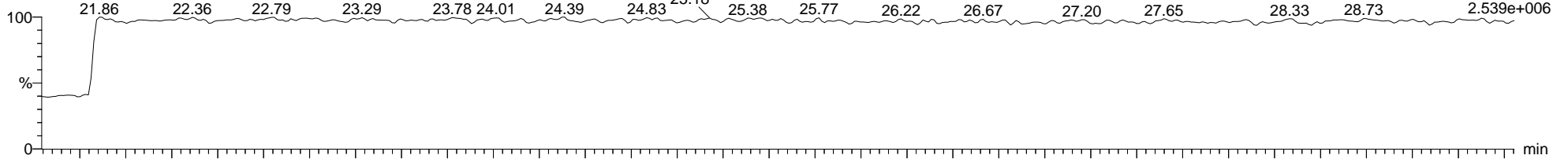
7-190724A02 Smooth(SG,1x1)  
1613B-CS2-011 H7-19-CCV-CS2-0017

F1:Voltage SIR,EI+  
305.8987  
1.350e+005



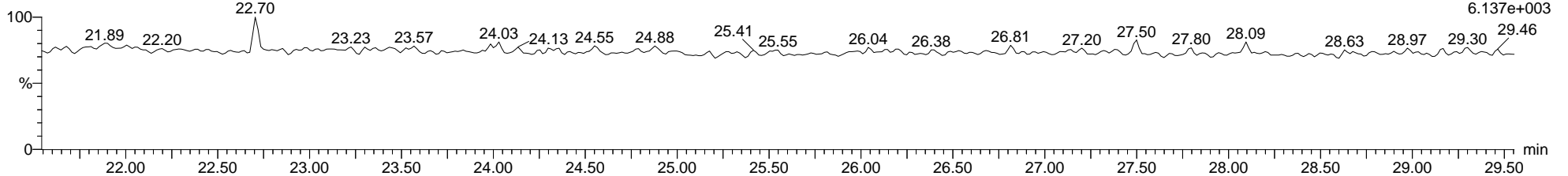
7-190724A02 Smooth(SG,1x1)  
1613B-CS2-011 H7-19-CCV-CS2-0017

F1:Voltage SIR,EI+  
316.9824  
2.539e+006



7-190724A02 Smooth(SG,1x1)  
1613B-CS2-011 H7-19-CCV-CS2-0017

F1:Voltage SIR,EI+  
375.8364  
6.137e+003



Dataset: C:\MassLynx\Dioxin.PRO\Result Files\7-190724A-ICAL\_M23.qld

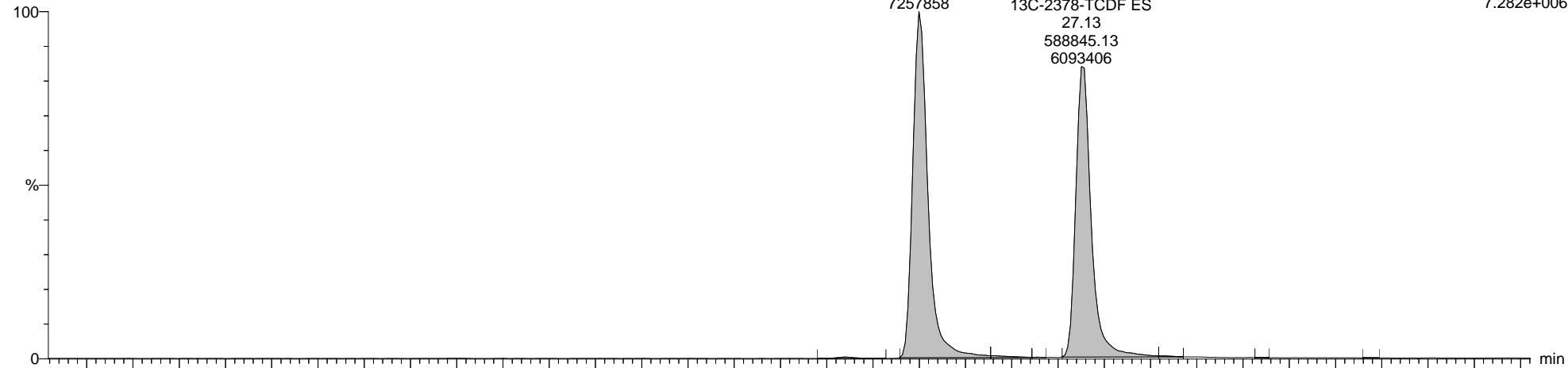
Last Altered: Thursday, July 25, 2019 09:29:35 Eastern Daylight Time

Printed: Friday, August 30, 2019 14:29:16 Eastern Daylight Time

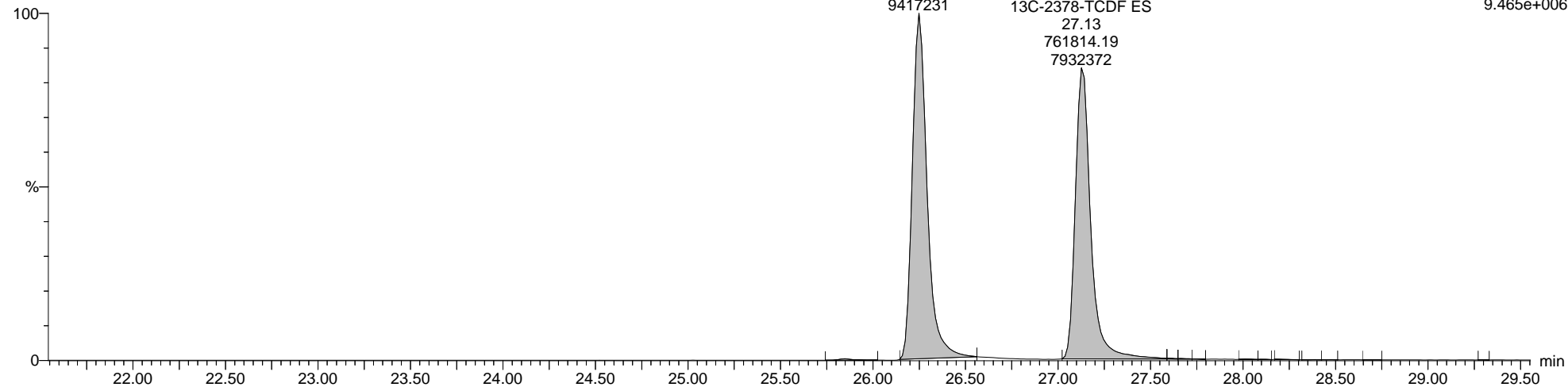
Name: 7-190724A02, Date: 24-Jul-2019, Time: 16:37:39, ID: H7-19-CCV-CS2-0017, Description: 1613B-CS2-011, Vial: Tray1:3

13C-2378-TCDF ES

7-190724A02 Smooth(SG,1x1)  
1613B-CS2-011 H7-19-CCV-CS2-0017



7-190724A02 Smooth(SG,1x1)  
1613B-CS2-011 H7-19-CCV-CS2-0017



Quantify Sample Report MassLynx MassLynx V4.1 SCN 901

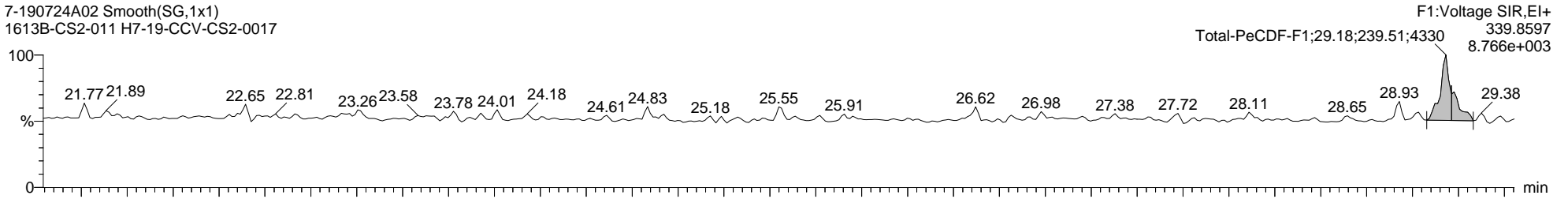
Dataset: C:\MassLynx\Dioxin.PRO\Result Files\7-190724A-ICAL\_M23.qld

Last Altered: Thursday, July 25, 2019 09:29:35 Eastern Daylight Time  
Printed: Friday, August 30, 2019 14:29:16 Eastern Daylight Time

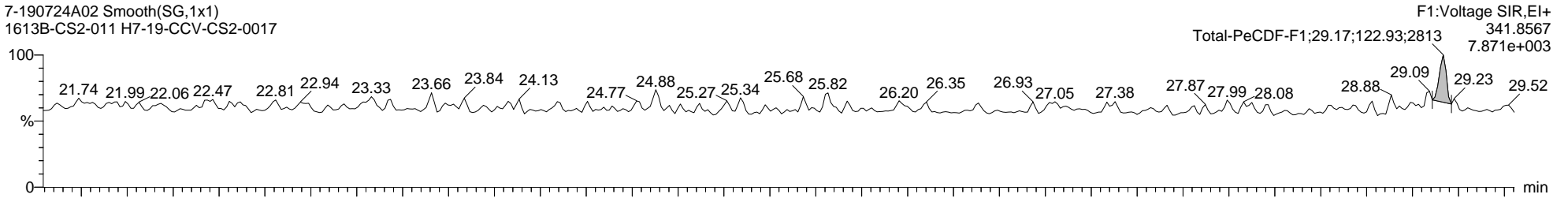
Name: 7-190724A02, Date: 24-Jul-2019, Time: 16:37:39, ID: H7-19-CCV-CS2-0017, Description: 1613B-CS2-011, Vial: Tray1:3

Total-PeCDF-F1

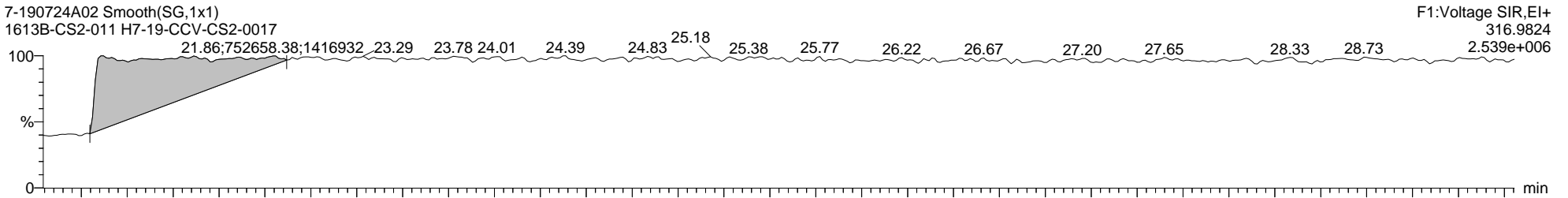
7-190724A02 Smooth(SG,1x1)  
1613B-CS2-011 H7-19-CCV-CS2-0017



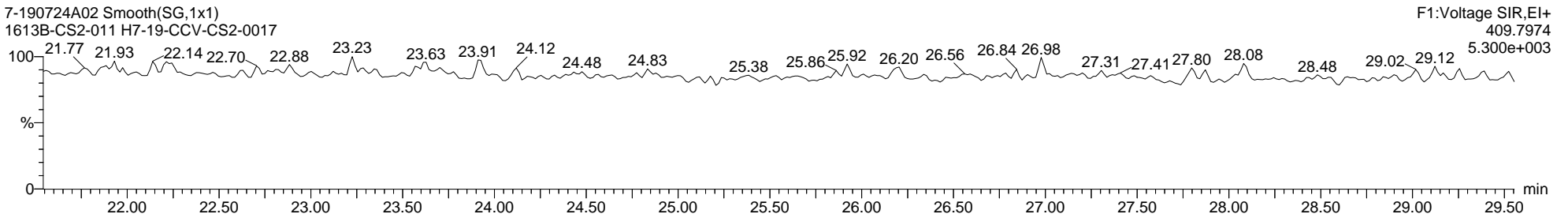
7-190724A02 Smooth(SG,1x1)  
1613B-CS2-011 H7-19-CCV-CS2-0017



7-190724A02 Smooth(SG,1x1)  
1613B-CS2-011 H7-19-CCV-CS2-0017



7-190724A02 Smooth(SG,1x1)  
1613B-CS2-011 H7-19-CCV-CS2-0017



Quantify Sample Report MassLynx MassLynx V4.1 SCN 901

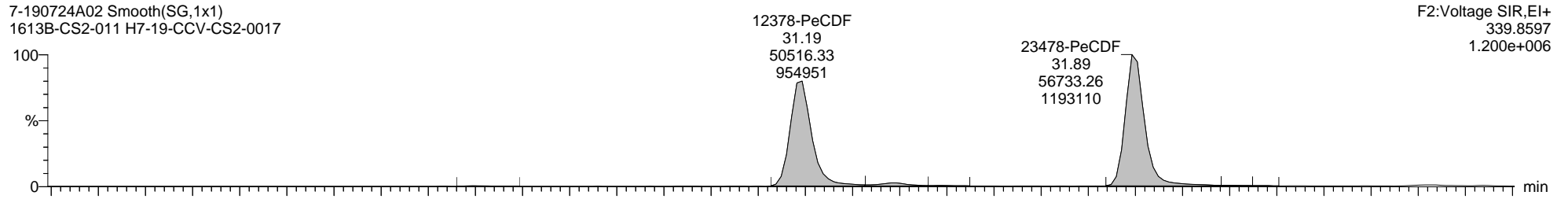
Dataset: C:\MassLynx\Dioxin.PRO\Result Files\7-190724A-ICAL\_M23.qld

Last Altered: Thursday, July 25, 2019 09:29:35 Eastern Daylight Time  
Printed: Friday, August 30, 2019 14:29:16 Eastern Daylight Time

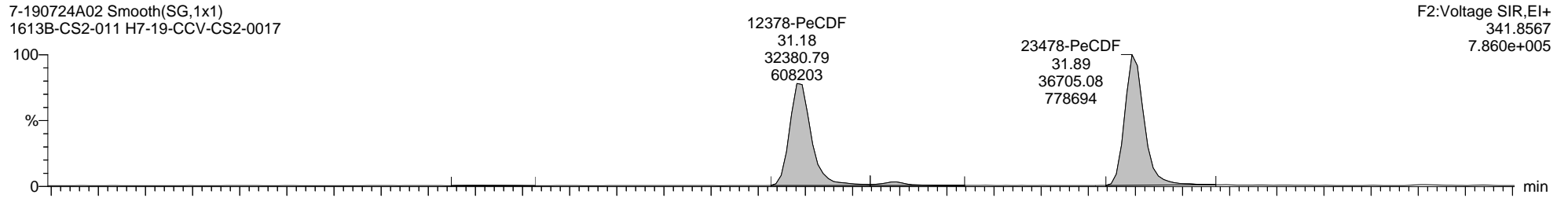
Name: 7-190724A02, Date: 24-Jul-2019, Time: 16:37:39, ID: H7-19-CCV-CS2-0017, Description: 1613B-CS2-011, Vial: Tray1:3

Total-Pentafurans

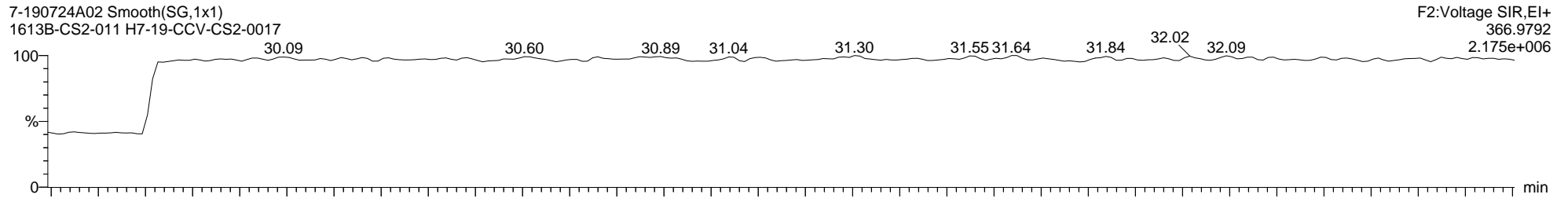
7-190724A02 Smooth(SG,1x1)  
1613B-CS2-011 H7-19-CCV-CS2-0017



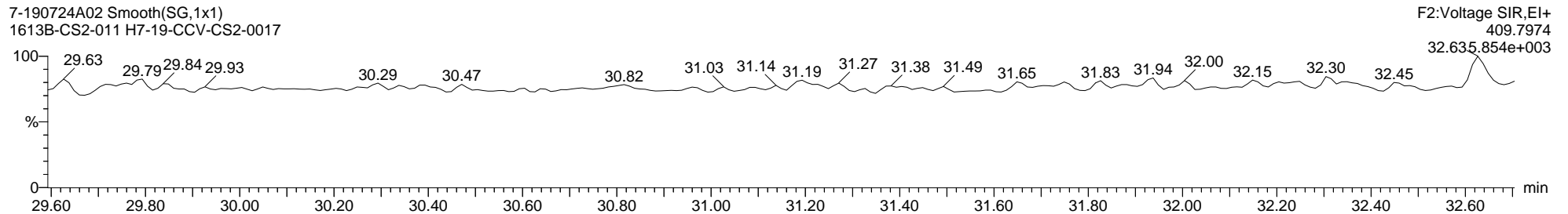
7-190724A02 Smooth(SG,1x1)  
1613B-CS2-011 H7-19-CCV-CS2-0017



7-190724A02 Smooth(SG,1x1)  
1613B-CS2-011 H7-19-CCV-CS2-0017



7-190724A02 Smooth(SG,1x1)  
1613B-CS2-011 H7-19-CCV-CS2-0017



Dataset: C:\MassLynx\Dioxin.PRO\Result Files\7-190724A-ICAL\_M23.qld

Last Altered: Thursday, July 25, 2019 09:29:35 Eastern Daylight Time

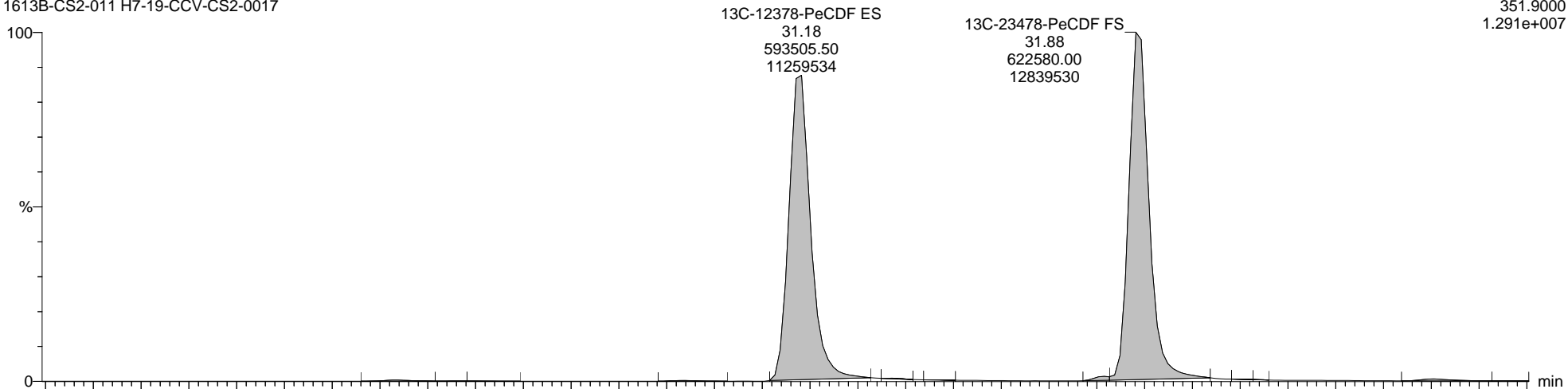
Printed: Friday, August 30, 2019 14:29:16 Eastern Daylight Time

Name: 7-190724A02, Date: 24-Jul-2019, Time: 16:37:39, ID: H7-19-CCV-CS2-0017, Description: 1613B-CS2-011, Vial: Tray1:3

13C-12378-PeCDF ES

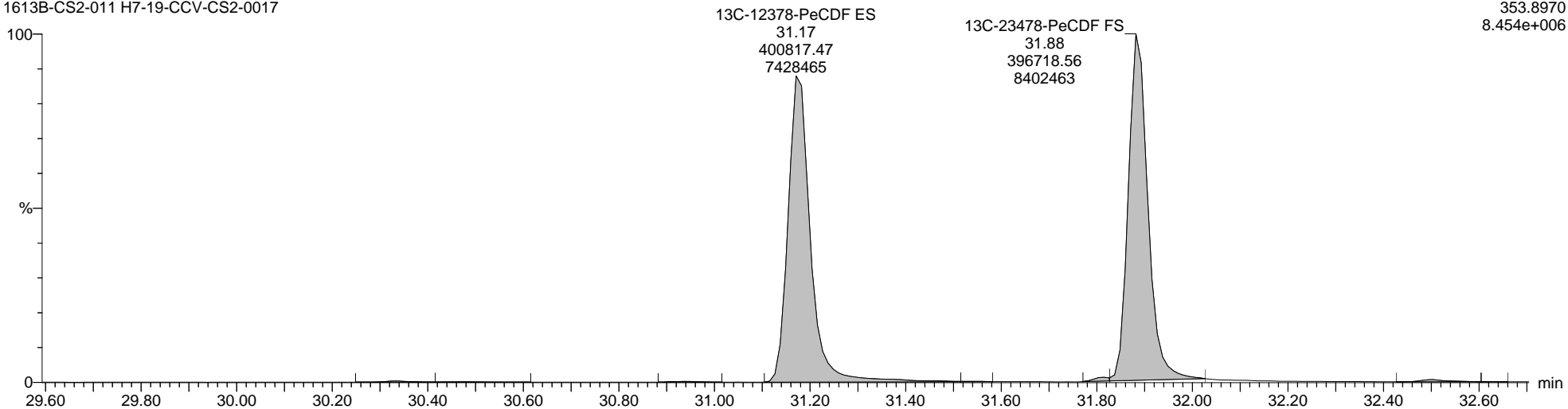
7-190724A02 Smooth(SG,1x1)  
1613B-CS2-011 H7-19-CCV-CS2-0017

F2:Voltage SIR,EI+  
351.9000  
1.291e+007



7-190724A02 Smooth(SG,1x1)  
1613B-CS2-011 H7-19-CCV-CS2-0017

F2:Voltage SIR,EI+  
353.8970  
8.454e+006





Quantify Sample Report MassLynx MassLynx V4.1 SCN 901

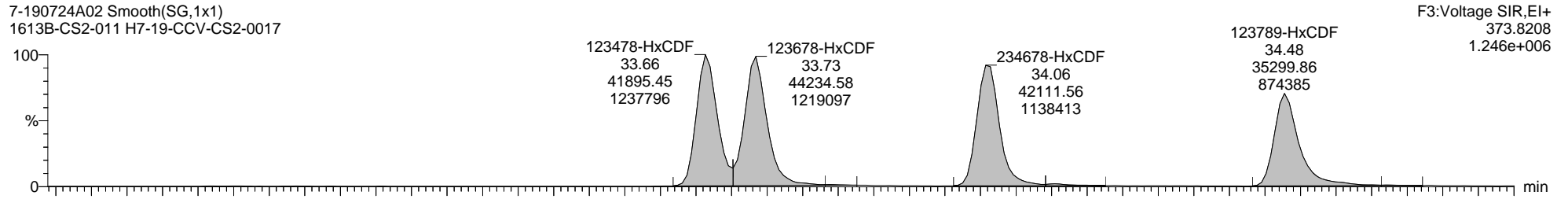
Dataset: C:\MassLynx\Dioxin.PRO\Result Files\7-190724A-ICAL\_M23.qld

Last Altered: Thursday, July 25, 2019 09:29:35 Eastern Daylight Time  
Printed: Friday, August 30, 2019 14:29:16 Eastern Daylight Time

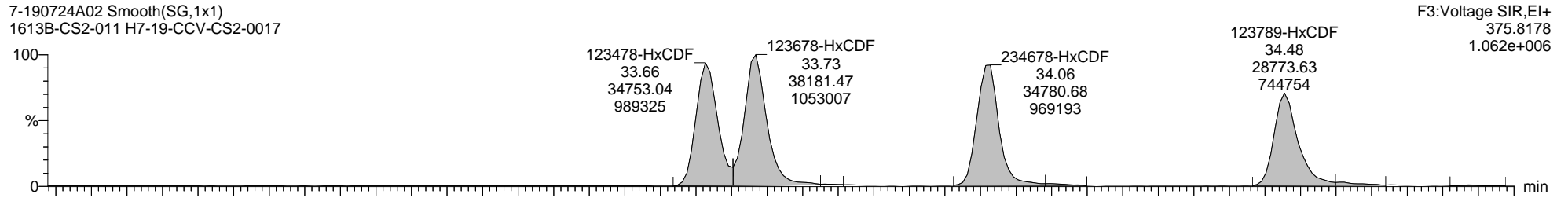
Name: 7-190724A02, Date: 24-Jul-2019, Time: 16:37:39, ID: H7-19-CCV-CS2-0017, Description: 1613B-CS2-011, Vial: Tray1:3

Total-Hexafurans

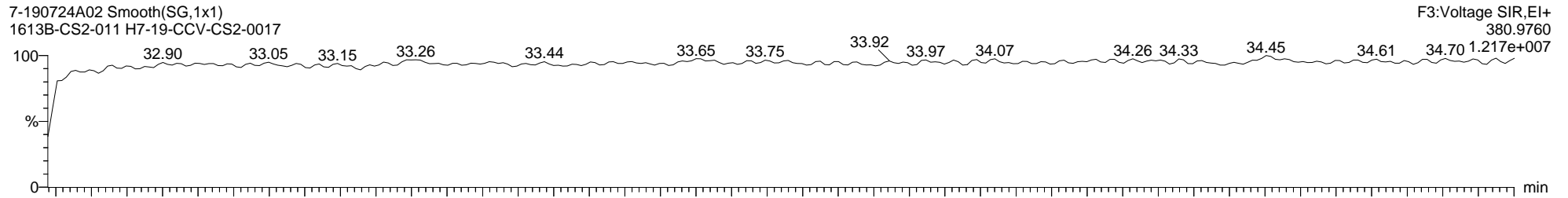
7-190724A02 Smooth(SG,1x1)  
1613B-CS2-011 H7-19-CCV-CS2-0017



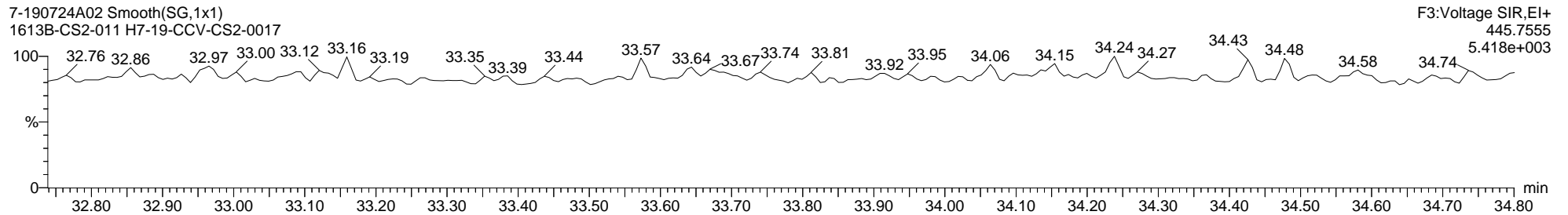
7-190724A02 Smooth(SG,1x1)  
1613B-CS2-011 H7-19-CCV-CS2-0017



7-190724A02 Smooth(SG,1x1)  
1613B-CS2-011 H7-19-CCV-CS2-0017



7-190724A02 Smooth(SG,1x1)  
1613B-CS2-011 H7-19-CCV-CS2-0017



Dataset: C:\MassLynx\Dioxin.PRO\Result Files\7-190724A-ICAL\_M23.qld

Last Altered: Thursday, July 25, 2019 09:29:35 Eastern Daylight Time

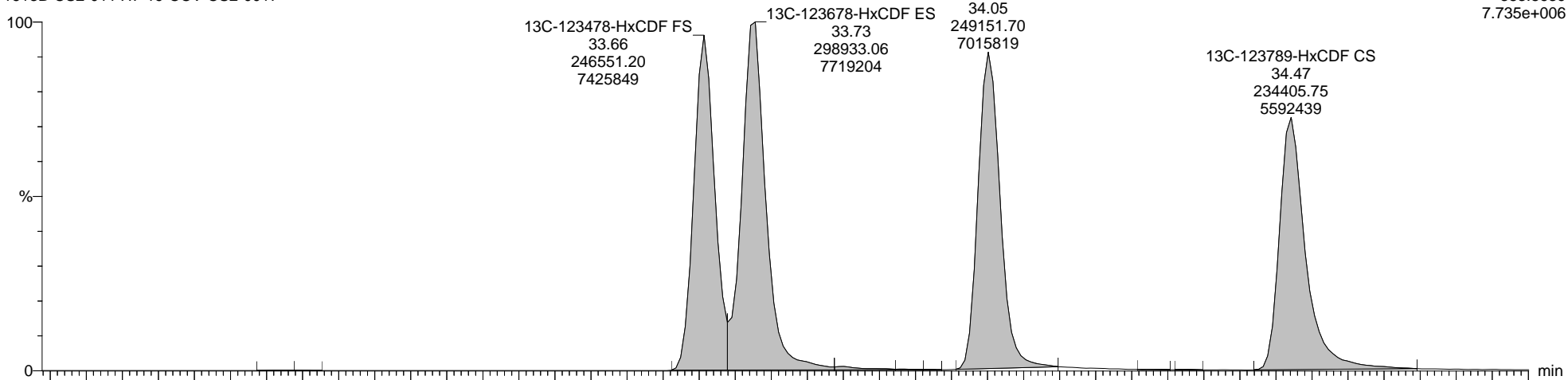
Printed: Friday, August 30, 2019 14:29:16 Eastern Daylight Time

Name: 7-190724A02, Date: 24-Jul-2019, Time: 16:37:39, ID: H7-19-CCV-CS2-0017, Description: 1613B-CS2-011, Vial: Tray1:3

13C-123678-HxCDF ES

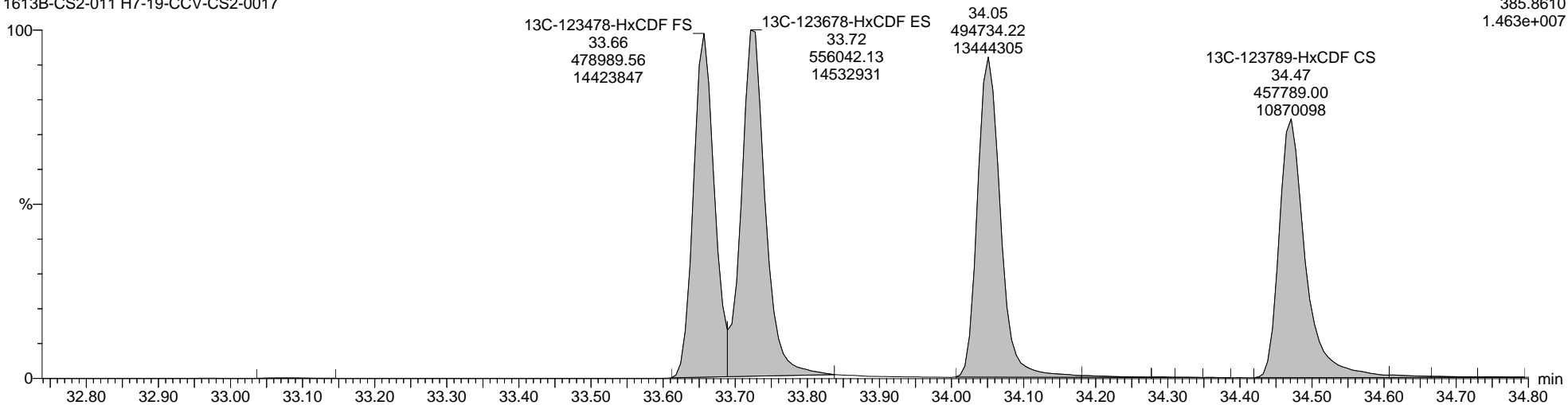
7-190724A02 Smooth(SG,1x1)  
1613B-CS2-011 H7-19-CCV-CS2-0017

F3:Voltage SIR,EI+  
383.8639  
7.735e+006



7-190724A02 Smooth(SG,1x1)  
1613B-CS2-011 H7-19-CCV-CS2-0017

F3:Voltage SIR,EI+  
385.8610  
1.463e+007



Quantify Sample Report MassLynx MassLynx V4.1 SCN 901

Dataset: C:\MassLynx\Dioxin.PRO\Result Files\7-190724A-ICAL\_M23.qld

Last Altered: Thursday, July 25, 2019 09:29:35 Eastern Daylight Time

Printed: Friday, August 30, 2019 14:29:16 Eastern Daylight Time

Name: 7-190724A02, Date: 24-Jul-2019, Time: 16:37:39, ID: H7-19-CCV-CS2-0017, Description: 1613B-CS2-011, Vial: Tray1:3

Total-Heptafurans


7-190724A02 Smooth(SG,1x1)

1613B-CS2-011 H7-19-CCV-CS2-0017

F4:Voltage SIR,EI+

409.7789

8.484e+005




7-190724A02 Smooth(SG,1x1)

1613B-CS2-011 H7-19-CCV-CS2-0017

F4:Voltage SIR,EI+

411.7759

4.380e+005



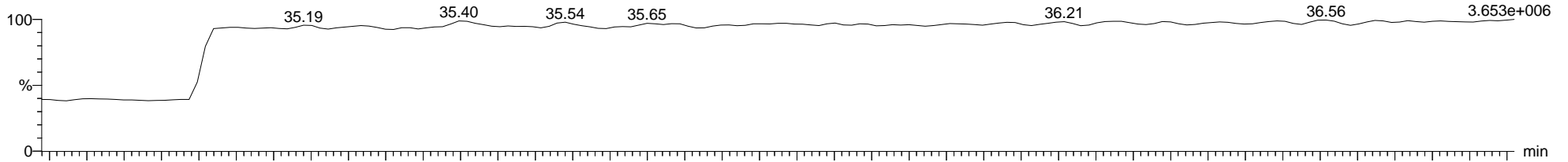
7-190724A02 Smooth(SG,1x1)

1613B-CS2-011 H7-19-CCV-CS2-0017

F4:Voltage SIR,EI+

454.9728

3.653e+006



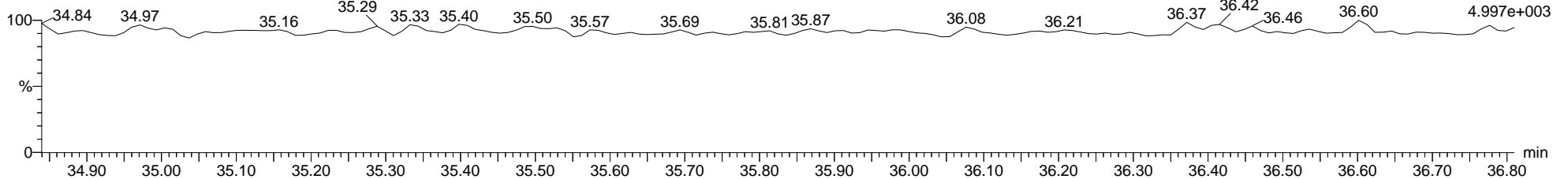
7-190724A02 Smooth(SG,1x1)

1613B-CS2-011 H7-19-CCV-CS2-0017

F4:Voltage SIR,EI+

479.7165

4.997e+003



Quantify Sample Report MassLynx MassLynx V4.1 SCN 901

Dataset: C:\MassLynx\Dioxin.PRO\Result Files\7-190724A-ICAL\_M23.qld

Last Altered: Thursday, July 25, 2019 09:29:35 Eastern Daylight Time

Printed: Friday, August 30, 2019 14:29:16 Eastern Daylight Time

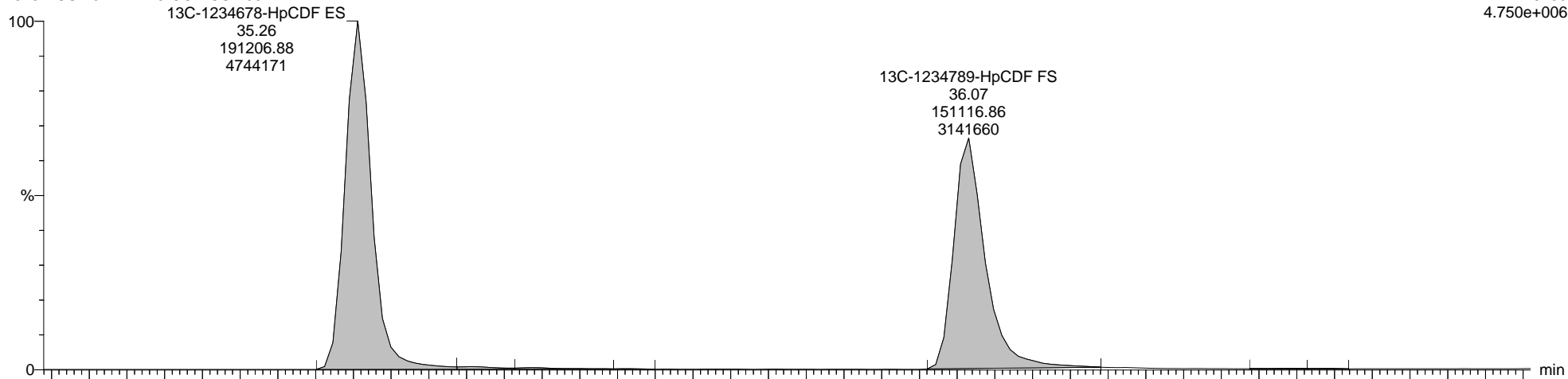
Name: 7-190724A02, Date: 24-Jul-2019, Time: 16:37:39, ID: H7-19-CCV-CS2-0017, Description: 1613B-CS2-011, Vial: Tray1:3

13C-1234678-HpCDF ES

7-190724A02 Smooth(SG,1x1)

1613B-CS2-011 H7-19-CCV-CS2-0017

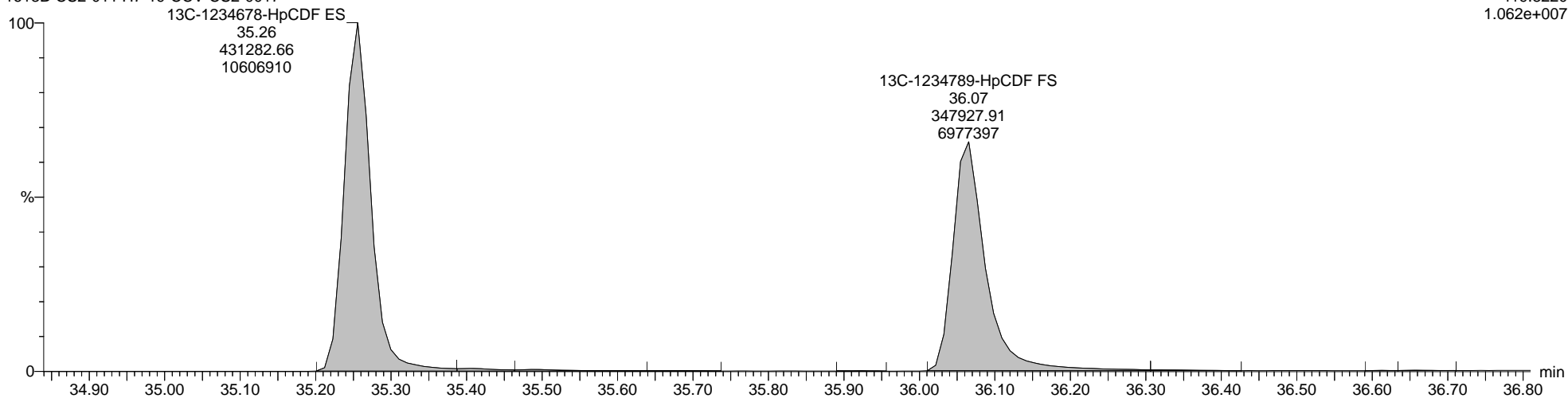
F4:Voltage SIR,EI+  
417.8253  
4.750e+006



7-190724A02 Smooth(SG,1x1)

1613B-CS2-011 H7-19-CCV-CS2-0017

F4:Voltage SIR,EI+  
419.8220  
1.062e+007



Quantify Sample Report MassLynx MassLynx V4.1 SCN 901

Dataset: C:\MassLynx\Dioxin.PRO\Result Files\7-190724A-ICAL\_M23.qld

Last Altered: Thursday, July 25, 2019 09:29:35 Eastern Daylight Time

Printed: Friday, August 30, 2019 14:29:16 Eastern Daylight Time


Name: 7-190724A02, Date: 24-Jul-2019, Time: 16:37:39, ID: H7-19-CCV-CS2-0017, Description: 1613B-CS2-011, Vial: Tray1:3

Totals-OCDF

7-190724A02 Smooth(SG,1x1)

1613B-CS2-011 H7-19-CCV-CS2-0017


F5:Voltage SIR,EI+  
441.7428  
9.643e+005



7-190724A02 Smooth(SG,1x1)

1613B-CS2-011 H7-19-CCV-CS2-0017

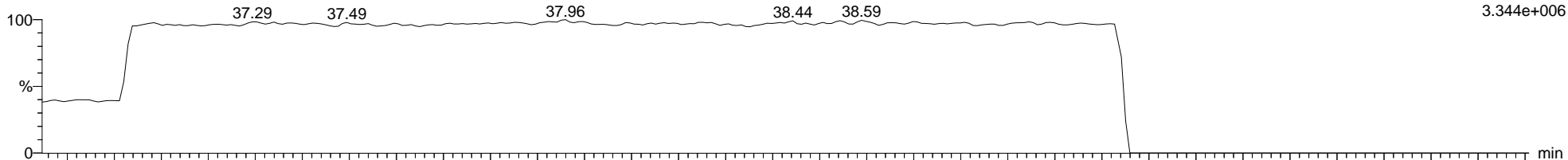
F5:Voltage SIR,EI+  
443.7398  
1.097e+006



7-190724A02 Smooth(SG,1x1)

1613B-CS2-011 H7-19-CCV-CS2-0017

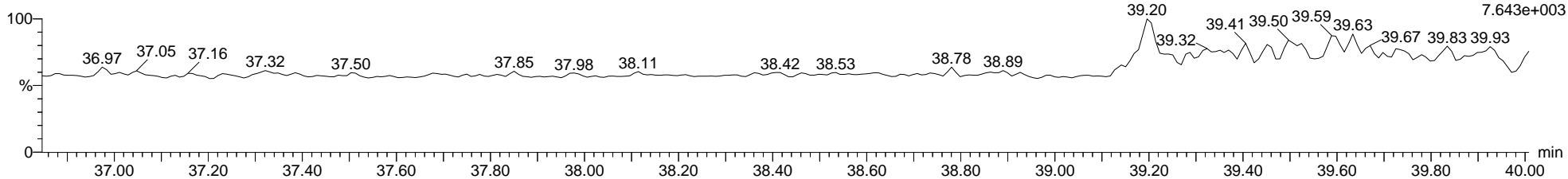
F5:Voltage SIR,EI+  
454.9728  
3.344e+006



7-190724A02 Smooth(SG,1x1)

1613B-CS2-011 H7-19-CCV-CS2-0017

F5:Voltage SIR,EI+  
513.6775  
7.643e+003



Quantify Sample Report MassLynx MassLynx V4.1 SCN 901

Dataset: C:\MassLynx\Dioxin.PRO\Result Files\7-190724A-ICAL\_M23.qld

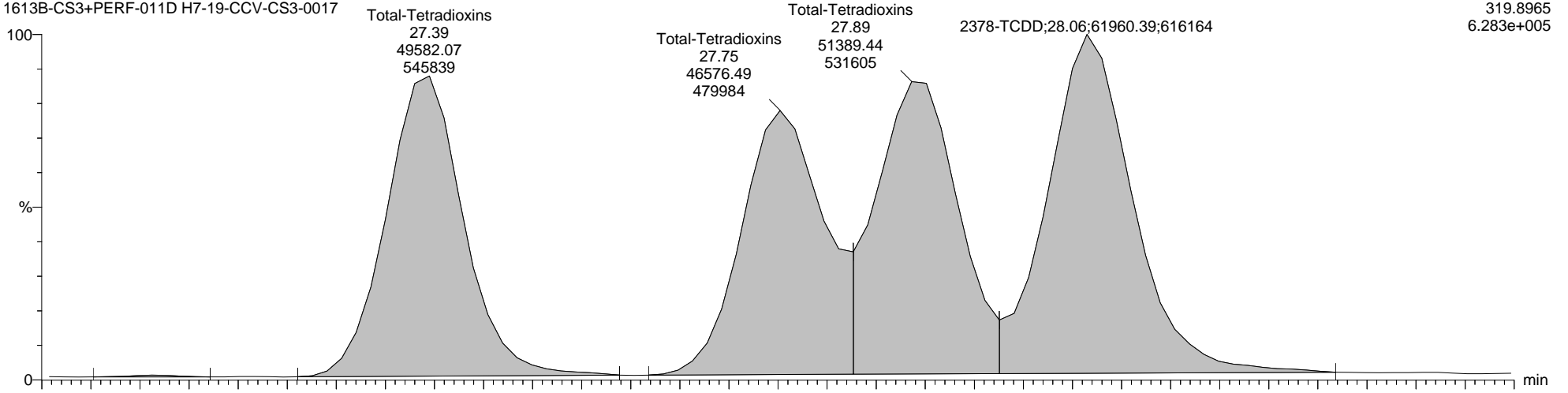
Last Altered: Thursday, July 25, 2019 09:29:35 Eastern Daylight Time  
Printed: Friday, August 30, 2019 14:29:16 Eastern Daylight Time

Name: 7-190724A01, Date: 24-Jul-2019, Time: 15:56:22, ID: H7-19-CCV-CS3-0017, Description: 1613B-CS3+PERF-011D, Vial: Tray1:1

2378-TCDD

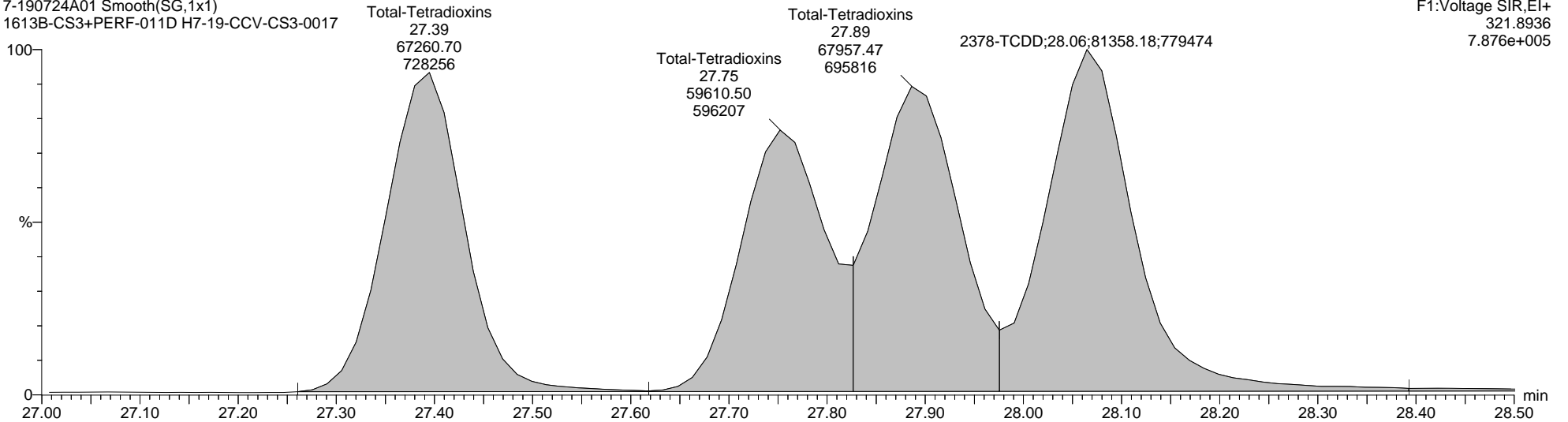
7-190724A01 Smooth(SG,1x1)  
1613B-CS3+PERF-011D H7-19-CCV-CS3-0017

F1:Voltage SIR,EI+  
319.8965  
6.283e+005



7-190724A01 Smooth(SG,1x1)  
1613B-CS3+PERF-011D H7-19-CCV-CS3-0017

F1:Voltage SIR,EI+  
321.8936  
7.876e+005



Quantify Sample Report MassLynx MassLynx V4.1 SCN 901

Dataset: C:\MassLynx\Dioxin.PRO\Result Files\7-190724A-ICAL\_M23.qld

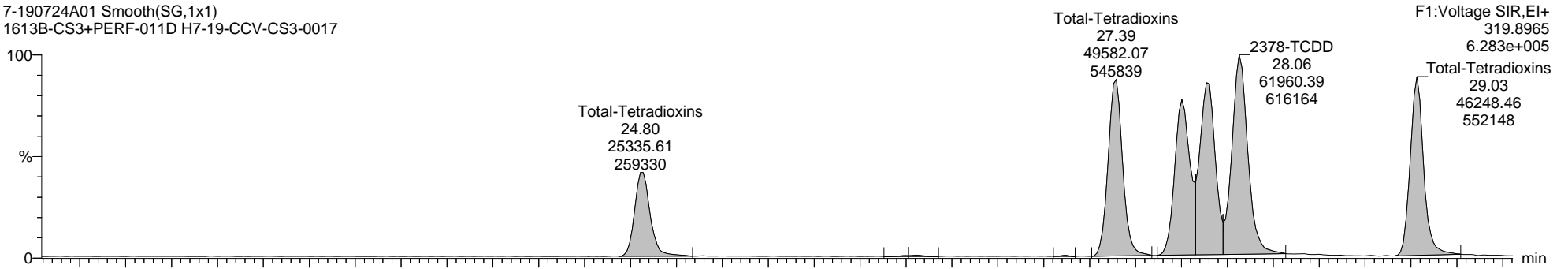
Last Altered: Thursday, July 25, 2019 09:29:35 Eastern Daylight Time

Printed: Friday, August 30, 2019 14:29:16 Eastern Daylight Time

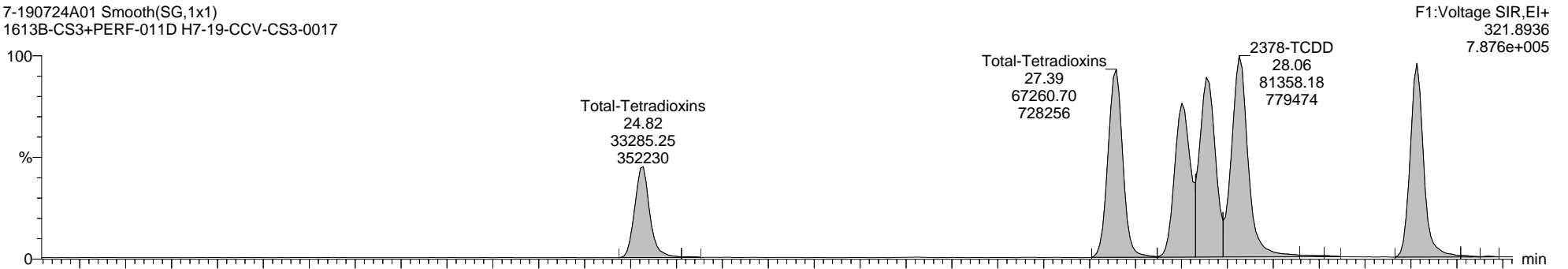
Name: 7-190724A01, Date: 24-Jul-2019, Time: 15:56:22, ID: H7-19-CCV-CS3-0017, Description: 1613B-CS3+PERF-011D, Vial: Tray1:1

Total-Tetradoxins

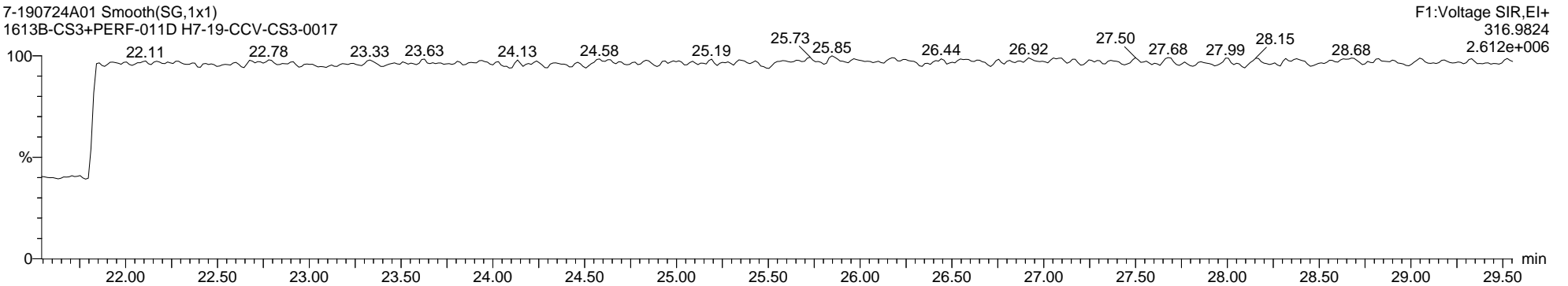
7-190724A01 Smooth(SG,1x1)  
1613B-CS3+PERF-011D H7-19-CCV-CS3-0017



7-190724A01 Smooth(SG,1x1)  
1613B-CS3+PERF-011D H7-19-CCV-CS3-0017



7-190724A01 Smooth(SG,1x1)  
1613B-CS3+PERF-011D H7-19-CCV-CS3-0017



Dataset: C:\MassLynx\Dioxin.PRO\Result Files\7-190724A-ICAL\_M23.qld

Last Altered: Thursday, July 25, 2019 09:29:35 Eastern Daylight Time


Printed: Friday, August 30, 2019 14:29:16 Eastern Daylight Time

Name: 7-190724A01, Date: 24-Jul-2019, Time: 15:56:22, ID: H7-19-CCV-CS3-0017, Description: 1613B-CS3+PERF-011D, Vial: Tray1:1

13C-2378-TCDD ES

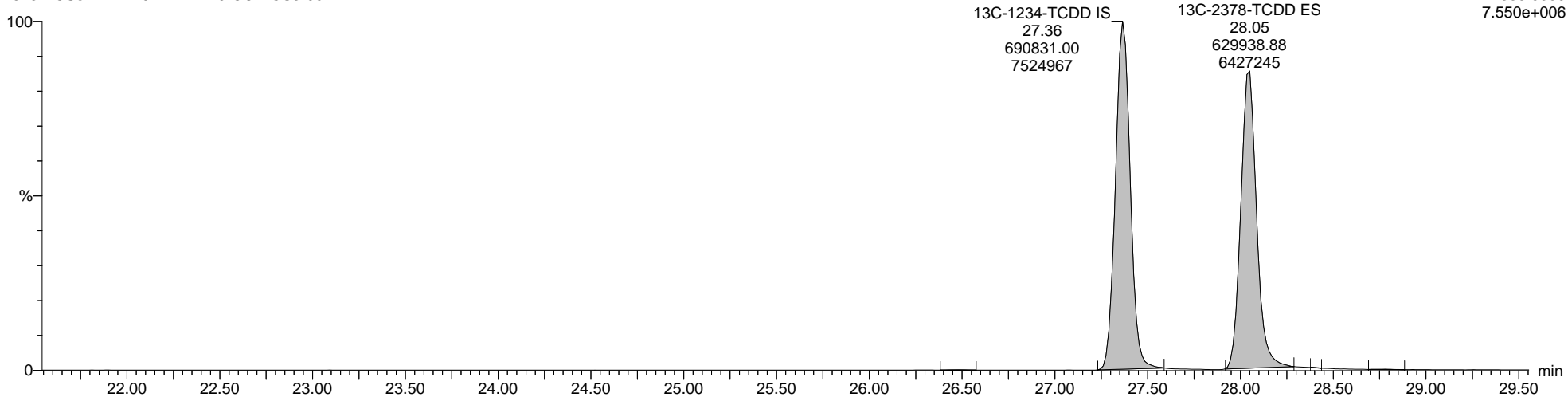
7-190724A01 Smooth(SG,1x1)  
1613B-CS3+PERF-011D H7-19-CCV-CS3-0017

F1:Voltage SIR,EI+  
331.9368  
6.036e+006



7-190724A01 Smooth(SG,1x1)  
1613B-CS3+PERF-011D H7-19-CCV-CS3-0017

F1:Voltage SIR,EI+  
333.9339  
7.550e+006





Quantify Sample Report MassLynx MassLynx V4.1 SCN 901

Dataset: C:\MassLynx\Dioxin.PRO\Result Files\7-190724A-ICAL\_M23.qld

Last Altered: Thursday, July 25, 2019 09:29:35 Eastern Daylight Time


Printed: Friday, August 30, 2019 14:29:16 Eastern Daylight Time

Name: 7-190724A01, Date: 24-Jul-2019, Time: 15:56:22, ID: H7-19-CCV-CS3-0017, Description: 1613B-CS3+PERF-011D, Vial: Tray1:1

Totals-37Cl-2378-TCDD

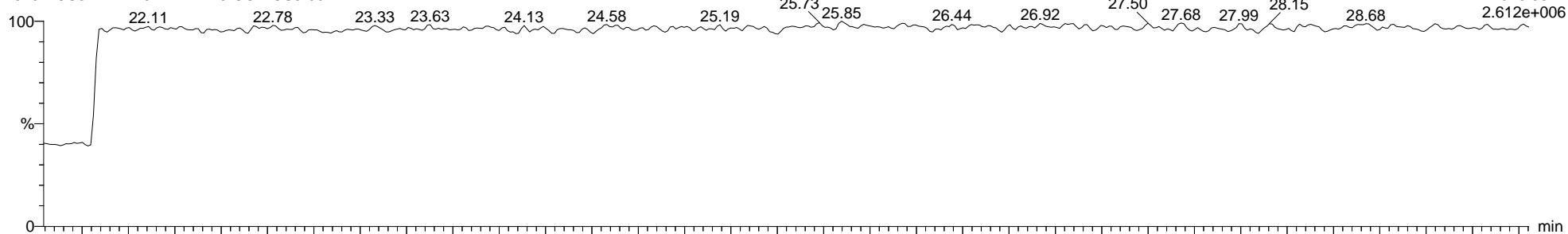
7-190724A01 Smooth(SG,1x1)  
1613B-CS3+PERF-011D H7-19-CCV-CS3-0017

F1:Voltage SIR,EI+  
327.8847  
1.404e+006



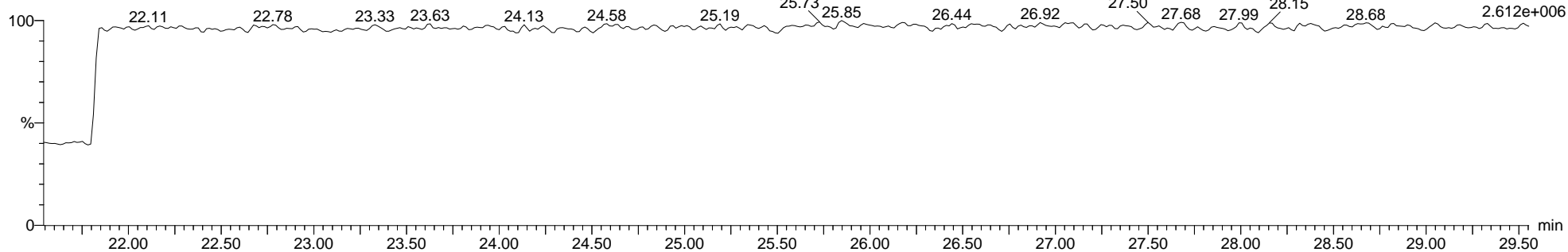
7-190724A01 Smooth(SG,1x1)  
1613B-CS3+PERF-011D H7-19-CCV-CS3-0017

F1:Voltage SIR,EI+  
316.9824  
2.612e+006



7-190724A01 Smooth(SG,1x1)  
1613B-CS3+PERF-011D H7-19-CCV-CS3-0017

F1:Voltage SIR,EI+  
316.9824  
2.612e+006



Quantify Sample Report MassLynx MassLynx V4.1 SCN 901

Dataset: C:\MassLynx\Dioxin.PRO\Result Files\7-190724A-ICAL\_M23.qld

Last Altered: Thursday, July 25, 2019 09:29:35 Eastern Daylight Time


Printed: Friday, August 30, 2019 14:29:16 Eastern Daylight Time

Name: 7-190724A01, Date: 24-Jul-2019, Time: 15:56:22, ID: H7-19-CCV-CS3-0017, Description: 1613B-CS3+PERF-011D, Vial: Tray1:1

Total-Pentadioxins


7-190724A01 Smooth(SG,1x1)

1613B-CS3+PERF-011D H7-19-CCV-CS3-0017



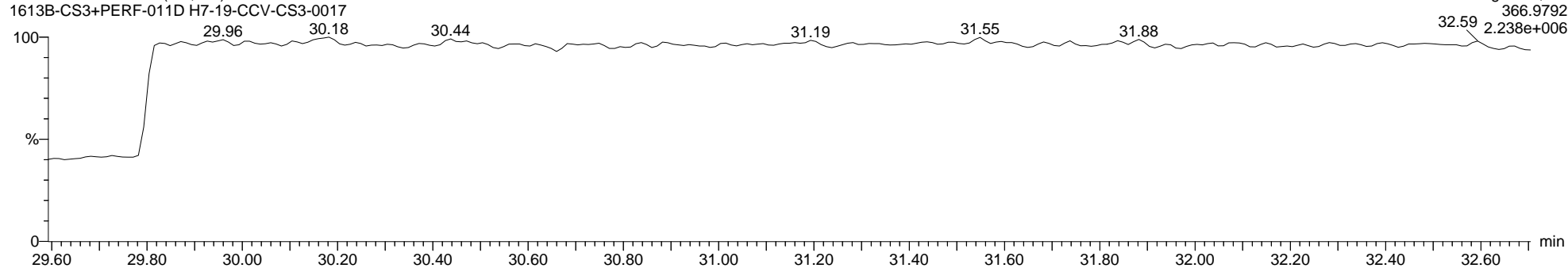
7-190724A01 Smooth(SG,1x1)

1613B-CS3+PERF-011D H7-19-CCV-CS3-0017



7-190724A01 Smooth(SG,1x1)

1613B-CS3+PERF-011D H7-19-CCV-CS3-0017



Dataset: C:\MassLynx\Dioxin.PRO\Result Files\7-190724A-ICAL\_M23.qld

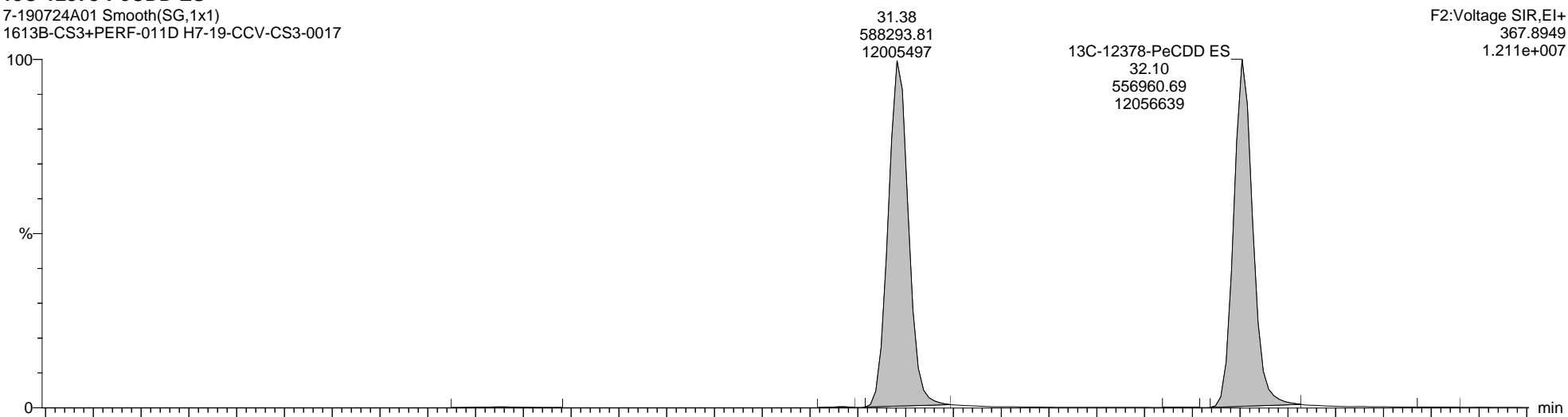
Last Altered: Thursday, July 25, 2019 09:29:35 Eastern Daylight Time

Printed: Friday, August 30, 2019 14:29:16 Eastern Daylight Time

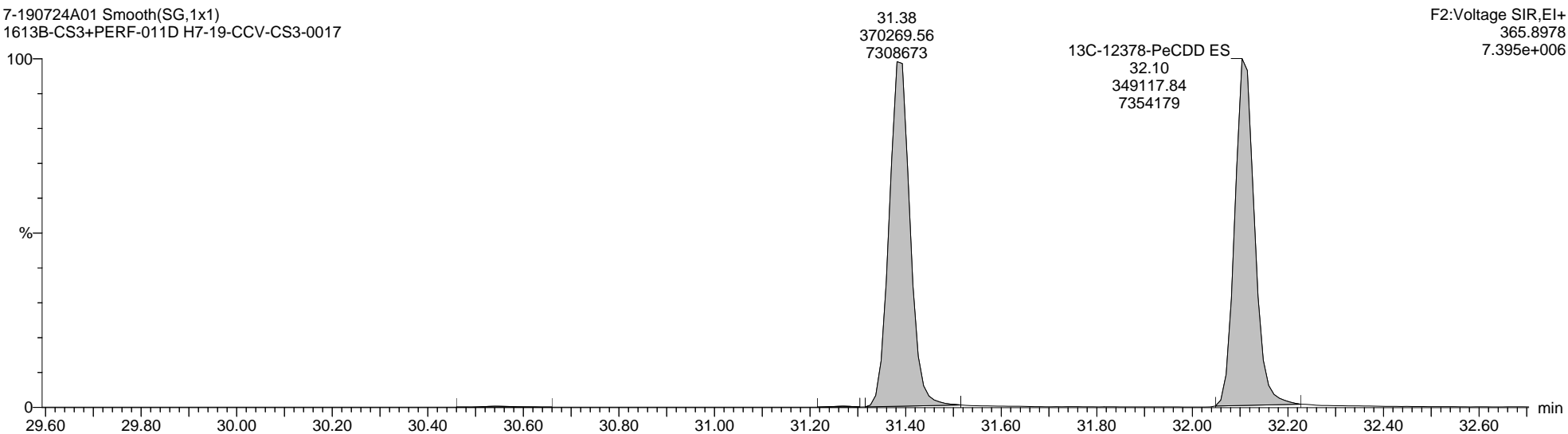
Name: 7-190724A01, Date: 24-Jul-2019, Time: 15:56:22, ID: H7-19-CCV-CS3-0017, Description: 1613B-CS3+PERF-011D, Vial: Tray1:1

13C-12378-PeCDD ES

7-190724A01 Smooth(SG,1x1)  
1613B-CS3+PERF-011D H7-19-CCV-CS3-0017



7-190724A01 Smooth(SG,1x1)  
1613B-CS3+PERF-011D H7-19-CCV-CS3-0017



Quantify Sample Report MassLynx MassLynx V4.1 SCN 901

Dataset: C:\MassLynx\Dioxin.PRO\Result Files\7-190724A-ICAL\_M23.qld

Last Altered: Thursday, July 25, 2019 09:29:35 Eastern Daylight Time

Printed: Friday, August 30, 2019 14:29:16 Eastern Daylight Time

Name: 7-190724A01, Date: 24-Jul-2019, Time: 15:56:22, ID: H7-19-CCV-CS3-0017, Description: 1613B-CS3+PERF-011D, Vial: Tray1:1

Total-Hexadioxins

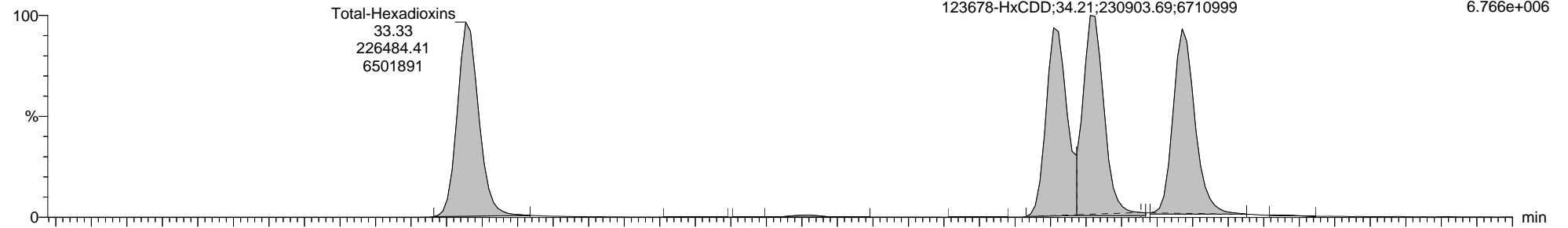
7-190724A01 Smooth(SG,1x1)

1613B-CS3+PERF-011D H7-19-CCV-CS3-0017

F3:Voltage SIR,EI+

389.8157

6.766e+006



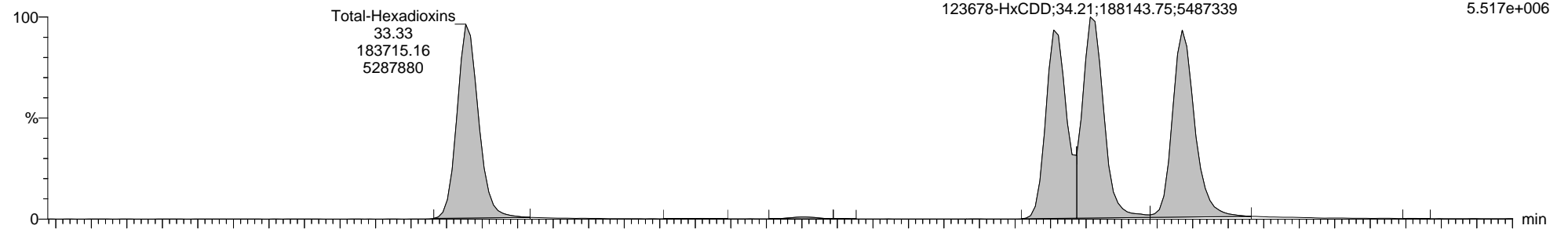
7-190724A01 Smooth(SG,1x1)

1613B-CS3+PERF-011D H7-19-CCV-CS3-0017

F3:Voltage SIR,EI+

391.8127

5.517e+006



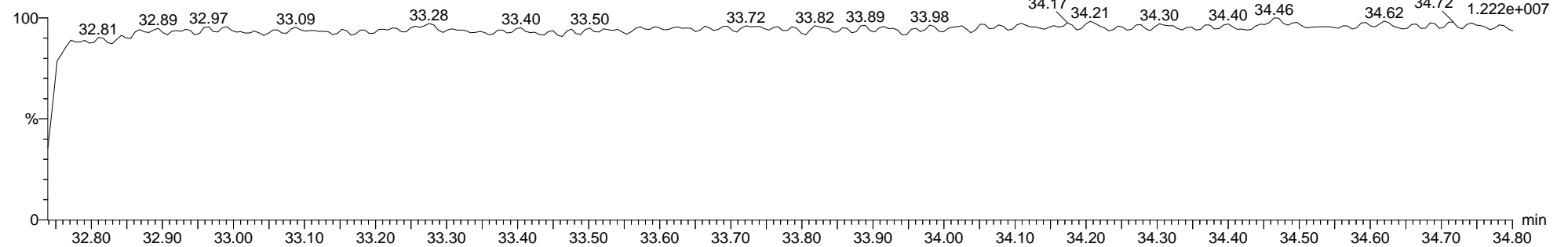
7-190724A01 Smooth(SG,1x1)

1613B-CS3+PERF-011D H7-19-CCV-CS3-0017

F3:Voltage SIR,EI+

380.9760

1.222e+007



Quantify Sample Report MassLynx MassLynx V4.1 SCN 901

Dataset: C:\MassLynx\Dioxin.PRO\Result Files\7-190724A-ICAL\_M23.qld

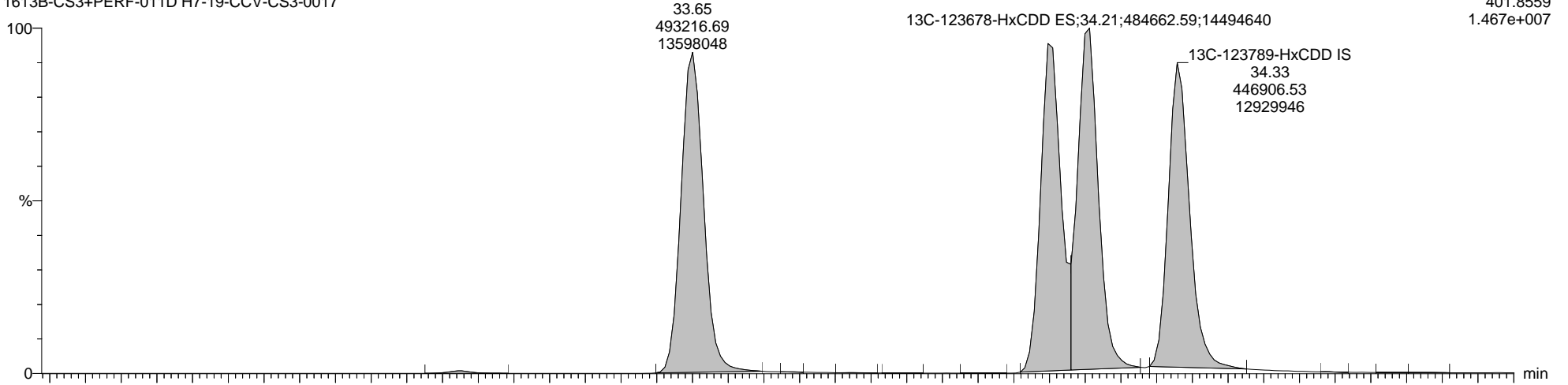
Last Altered: Thursday, July 25, 2019 09:29:35 Eastern Daylight Time  
Printed: Friday, August 30, 2019 14:29:16 Eastern Daylight Time

Name: 7-190724A01, Date: 24-Jul-2019, Time: 15:56:22, ID: H7-19-CCV-CS3-0017, Description: 1613B-CS3+PERF-011D, Vial: Tray1:1

13C-123678-HxCDD ES

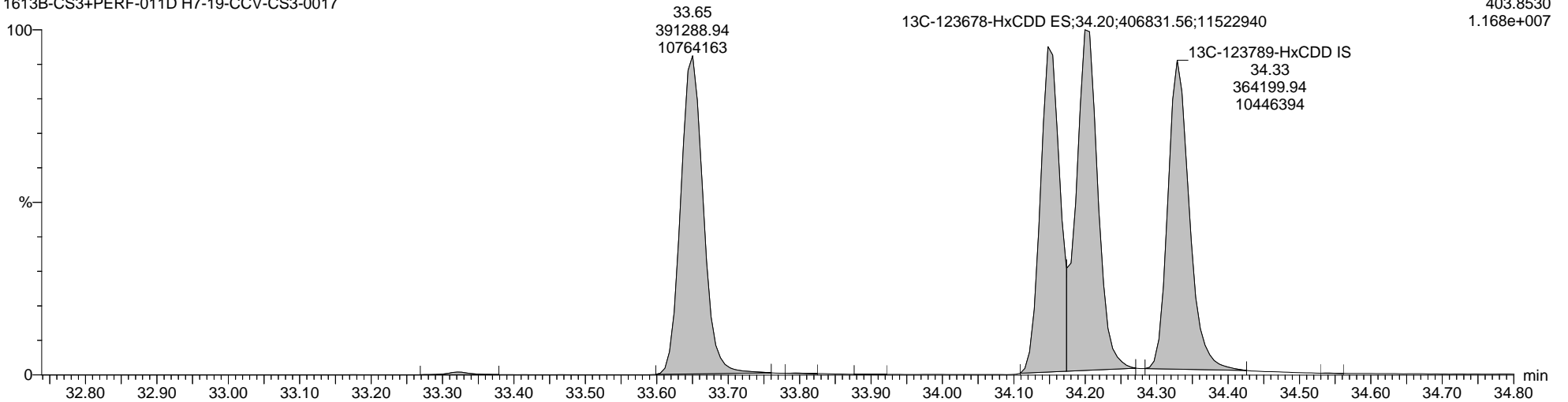
7-190724A01 Smooth(SG,1x1)  
1613B-CS3+PERF-011D H7-19-CCV-CS3-0017

F3:Voltage SIR,EI+  
401.8559  
1.467e+007



7-190724A01 Smooth(SG,1x1)  
1613B-CS3+PERF-011D H7-19-CCV-CS3-0017

F3:Voltage SIR,EI+  
403.8530  
1.168e+007



Quantify Sample Report MassLynx MassLynx V4.1 SCN 901

Dataset: C:\MassLynx\Dioxin.PRO\Result Files\7-190724A-ICAL\_M23.qld

Last Altered: Thursday, July 25, 2019 09:29:35 Eastern Daylight Time

Printed: Friday, August 30, 2019 14:29:16 Eastern Daylight Time

Name: 7-190724A01, Date: 24-Jul-2019, Time: 15:56:22, ID: H7-19-CCV-CS3-0017, Description: 1613B-CS3+PERF-011D, Vial: Tray1:1

Total-Heptadioxins

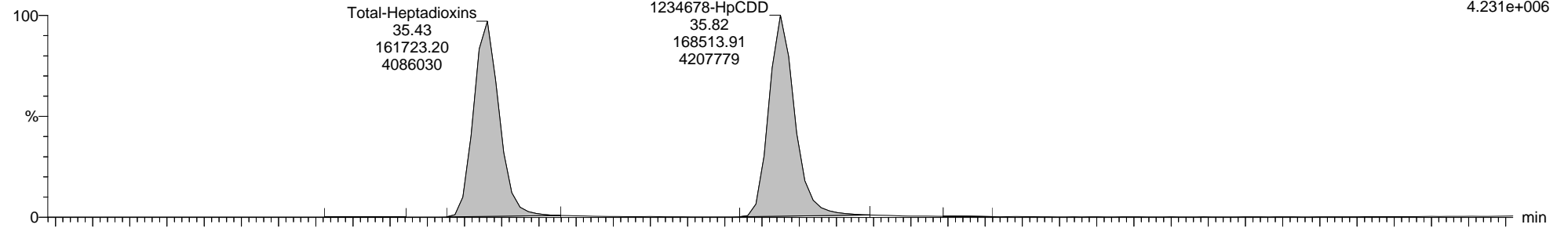
7-190724A01 Smooth(SG,1x1)

1613B-CS3+PERF-011D H7-19-CCV-CS3-0017

F4:Voltage SIR,EI+

423.7766

4.231e+006



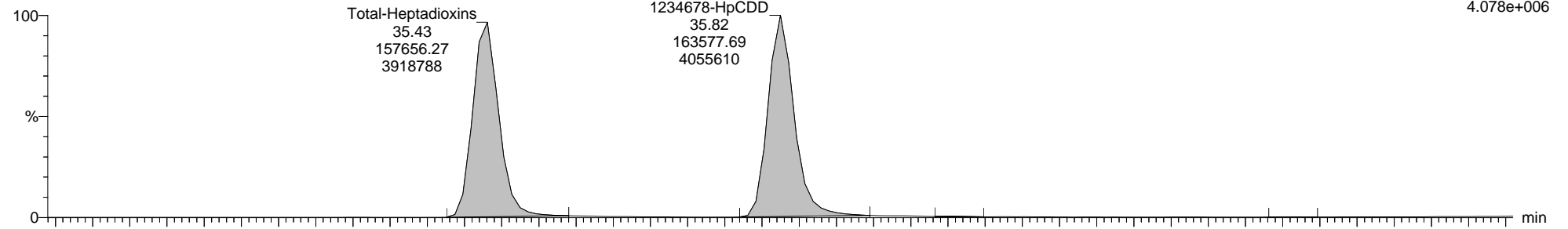
7-190724A01 Smooth(SG,1x1)

1613B-CS3+PERF-011D H7-19-CCV-CS3-0017

F4:Voltage SIR,EI+

425.7737

4.078e+006



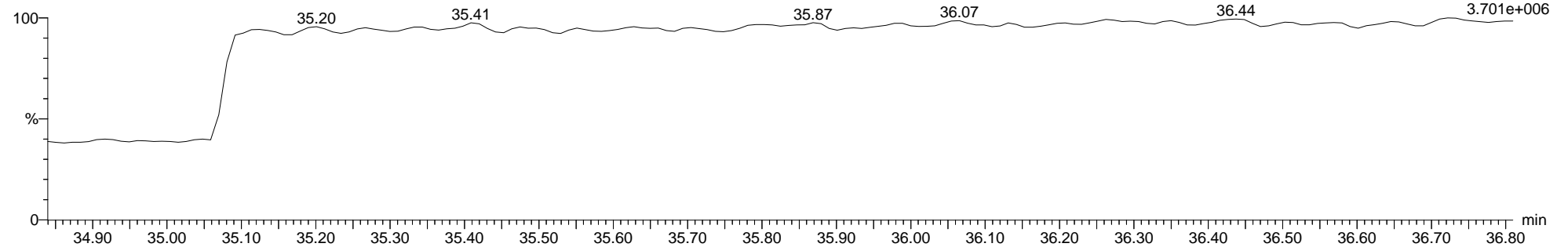
7-190724A01 Smooth(SG,1x1)

1613B-CS3+PERF-011D H7-19-CCV-CS3-0017

F4:Voltage SIR,EI+

454.9728

3.701e+006



Quantify Sample Report MassLynx MassLynx V4.1 SCN 901

Dataset: C:\MassLynx\Dioxin.PRO\Result Files\7-190724A-ICAL\_M23.qld

Last Altered: Thursday, July 25, 2019 09:29:35 Eastern Daylight Time

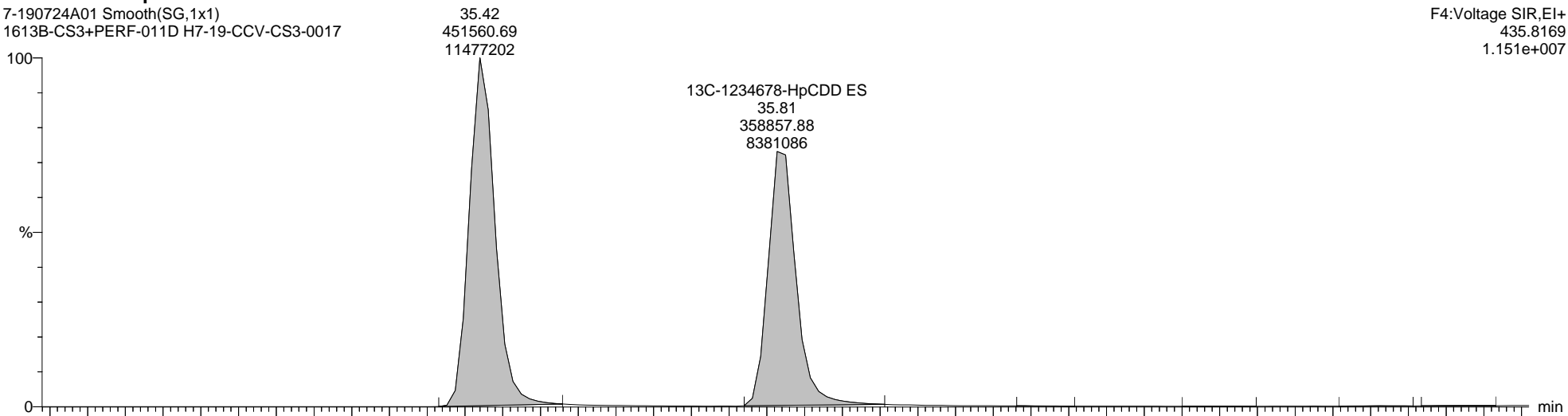
Printed: Friday, August 30, 2019 14:29:16 Eastern Daylight Time

Name: 7-190724A01, Date: 24-Jul-2019, Time: 15:56:22, ID: H7-19-CCV-CS3-0017, Description: 1613B-CS3+PERF-011D, Vial: Tray1:1

13C-1234678-HpCDD ES

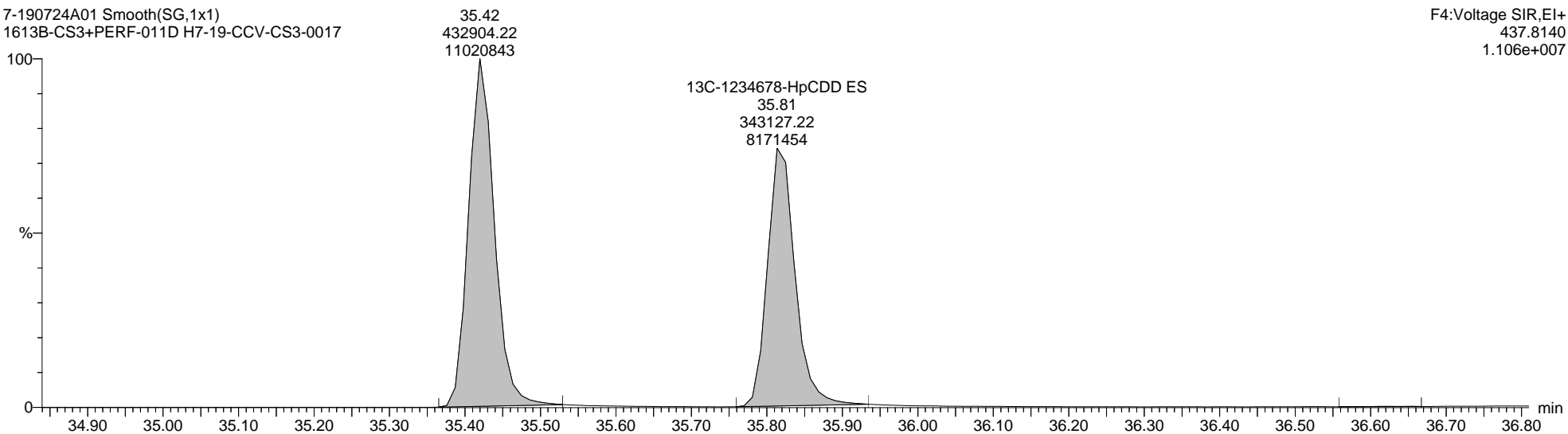
7-190724A01 Smooth(SG,1x1)  
1613B-CS3+PERF-011D H7-19-CCV-CS3-0017

F4:Voltage SIR,EI+  
435.8169  
1.151e+007



7-190724A01 Smooth(SG,1x1)  
1613B-CS3+PERF-011D H7-19-CCV-CS3-0017

F4:Voltage SIR,EI+  
437.8140  
1.106e+007



Quantify Sample Report MassLynx MassLynx V4.1 SCN 901

Dataset: C:\MassLynx\Dioxin.PRO\Result Files\7-190724A-ICAL\_M23.qld

Last Altered: Thursday, July 25, 2019 09:29:35 Eastern Daylight Time


Printed: Friday, August 30, 2019 14:29:16 Eastern Daylight Time

Name: 7-190724A01, Date: 24-Jul-2019, Time: 15:56:22, ID: H7-19-CCV-CS3-0017, Description: 1613B-CS3+PERF-011D, Vial: Tray1:1

Total-OCDD


7-190724A01 Smooth(SG,1x1)  
1613B-CS3+PERF-011D H7-19-CCV-CS3-0017

F5:Voltage SIR,EI+  
457.7377  
5.351e+006



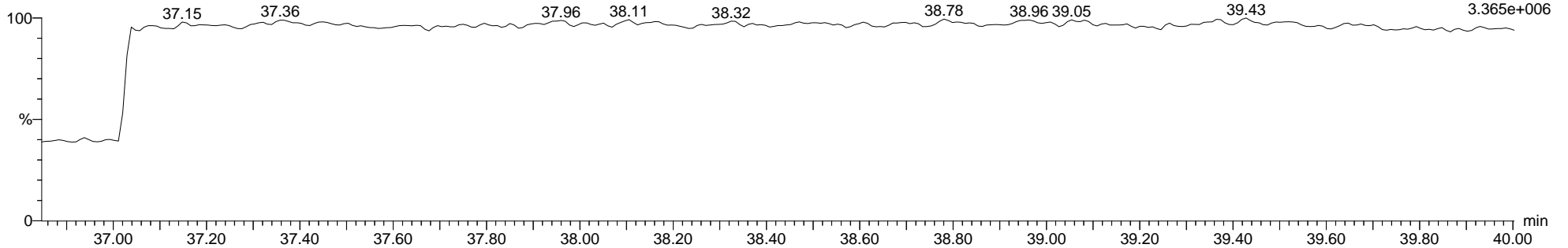
7-190724A01 Smooth(SG,1x1)  
1613B-CS3+PERF-011D H7-19-CCV-CS3-0017

F5:Voltage SIR,EI+  
459.7348  
6.061e+006



7-190724A01 Smooth(SG,1x1)  
1613B-CS3+PERF-011D H7-19-CCV-CS3-0017

F5:Voltage SIR,EI+  
454.9728  
3.365e+006





Quantify Sample Report MassLynx MassLynx V4.1 SCN 901

Dataset: C:\MassLynx\Dioxin.PRO\Result Files\7-190724A-ICAL\_M23.qld

Last Altered: Thursday, July 25, 2019 09:29:35 Eastern Daylight Time


Printed: Friday, August 30, 2019 14:29:16 Eastern Daylight Time

Name: 7-190724A01, Date: 24-Jul-2019, Time: 15:56:22, ID: H7-19-CCV-CS3-0017, Description: 1613B-CS3+PERF-011D, Vial: Tray1:1

13C-OCDD ES

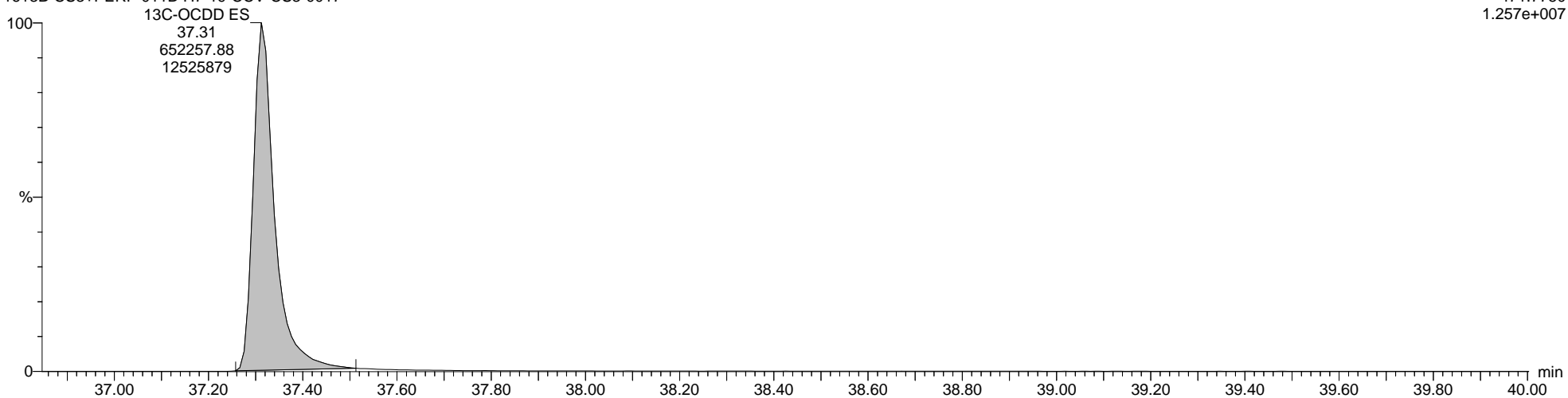
7-190724A01 Smooth(SG,1x1)  
1613B-CS3+PERF-011D H7-19-CCV-CS3-0017

F5:Voltage SIR,EI+  
469.7779  
1.113e+007



7-190724A01 Smooth(SG,1x1)  
1613B-CS3+PERF-011D H7-19-CCV-CS3-0017

F5:Voltage SIR,EI+  
471.7750  
1.257e+007



Quantify Sample Report MassLynx MassLynx V4.1 SCN 901

Dataset: C:\MassLynx\Dioxin.PRO\Result Files\7-190724A-ICAL\_M23.qld

Last Altered: Thursday, July 25, 2019 09:29:35 Eastern Daylight Time

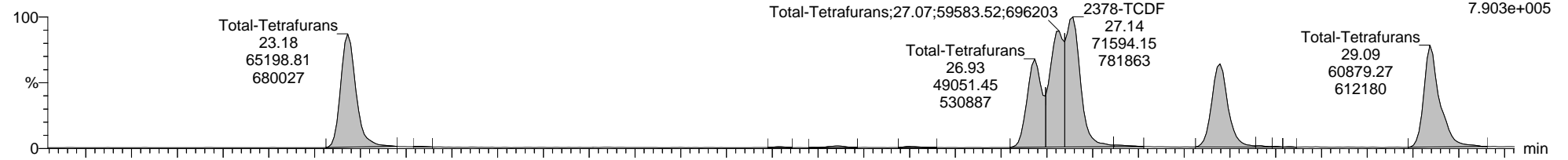
Printed: Friday, August 30, 2019 14:29:16 Eastern Daylight Time

Name: 7-190724A01, Date: 24-Jul-2019, Time: 15:56:22, ID: H7-19-CCV-CS3-0017, Description: 1613B-CS3+PERF-011D, Vial: Tray1:1

Total-Tetrafurans

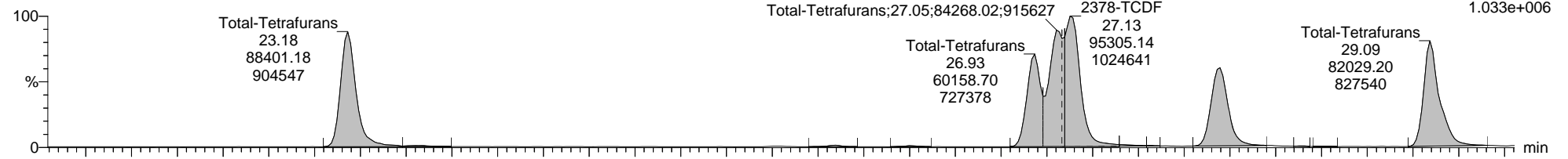
7-190724A01 Smooth(SG,1x1)

1613B-CS3+PERF-011D H7-19-CCV-CS3-0017



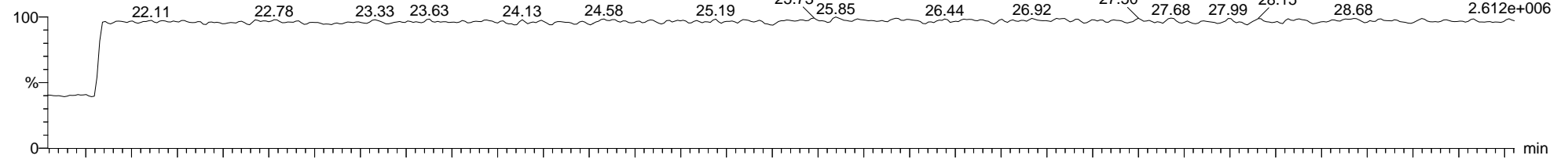
7-190724A01 Smooth(SG,1x1)

1613B-CS3+PERF-011D H7-19-CCV-CS3-0017



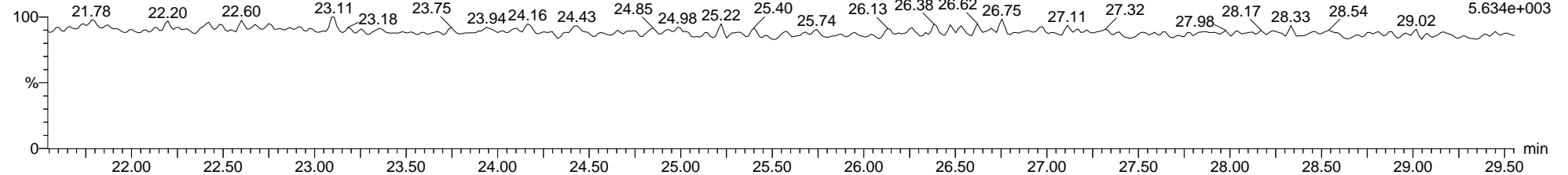
7-190724A01 Smooth(SG,1x1)

1613B-CS3+PERF-011D H7-19-CCV-CS3-0017



7-190724A01 Smooth(SG,1x1)

1613B-CS3+PERF-011D H7-19-CCV-CS3-0017



Dataset: C:\MassLynx\Dioxin.PRO\Result Files\7-190724A-ICAL\_M23.qld

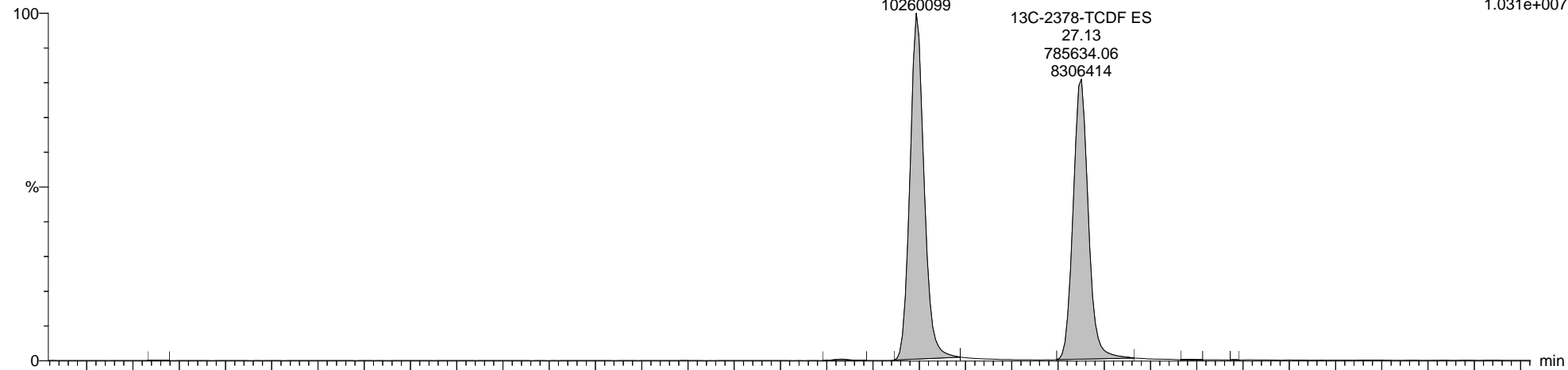
Last Altered: Thursday, July 25, 2019 09:29:35 Eastern Daylight Time

Printed: Friday, August 30, 2019 14:29:16 Eastern Daylight Time

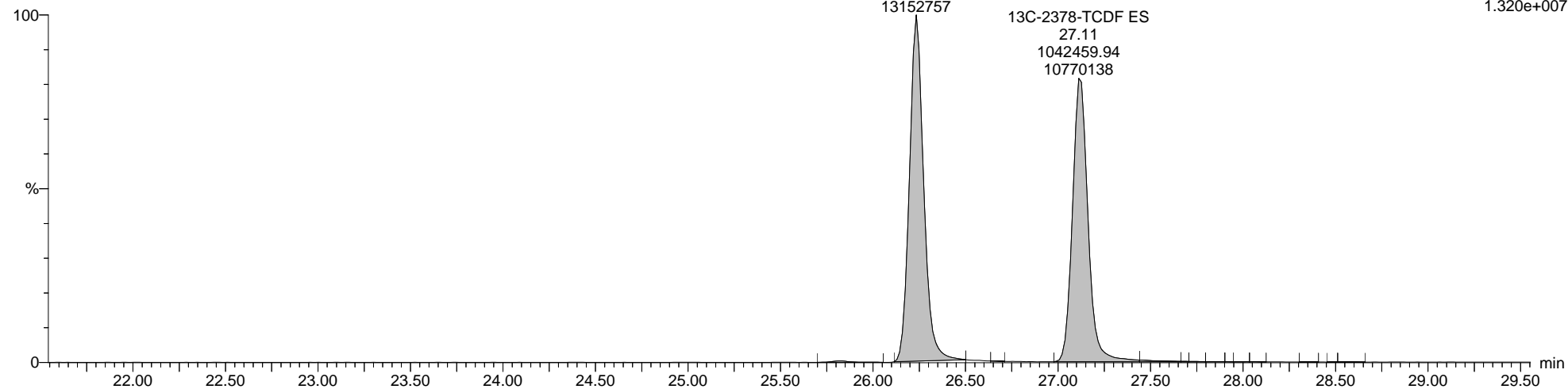
Name: 7-190724A01, Date: 24-Jul-2019, Time: 15:56:22, ID: H7-19-CCV-CS3-0017, Description: 1613B-CS3+PERF-011D, Vial: Tray1:1

13C-2378-TCDF ES

7-190724A01 Smooth(SG,1x1)  
1613B-CS3+PERF-011D H7-19-CCV-CS3-0017



7-190724A01 Smooth(SG,1x1)  
1613B-CS3+PERF-011D H7-19-CCV-CS3-0017



Quantify Sample Report MassLynx MassLynx V4.1 SCN 901


Dataset: C:\MassLynx\Dioxin.PRO\Result Files\7-190724A-ICAL\_M23.qld

Last Altered: Thursday, July 25, 2019 09:29:35 Eastern Daylight Time  
Printed: Friday, August 30, 2019 14:29:16 Eastern Daylight Time


Name: 7-190724A01, Date: 24-Jul-2019, Time: 15:56:22, ID: H7-19-CCV-CS3-0017, Description: 1613B-CS3+PERF-011D, Vial: Tray1:1

Total-PeCDF-F1

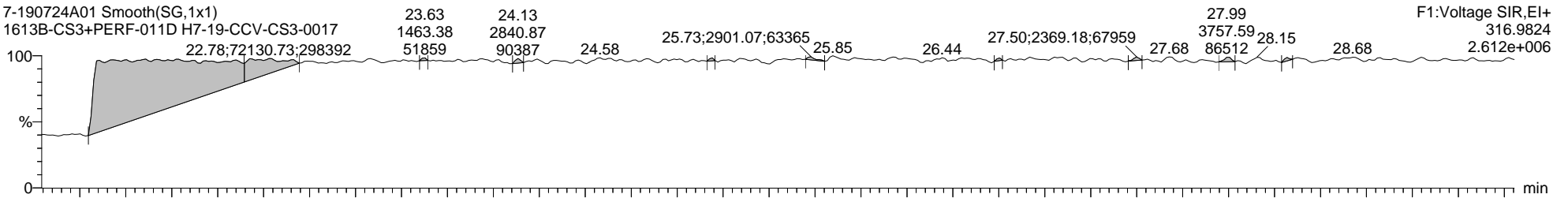
7-190724A01 Smooth(SG,1x1)  
1613B-CS3+PERF-011D H7-19-CCV-CS3-0017



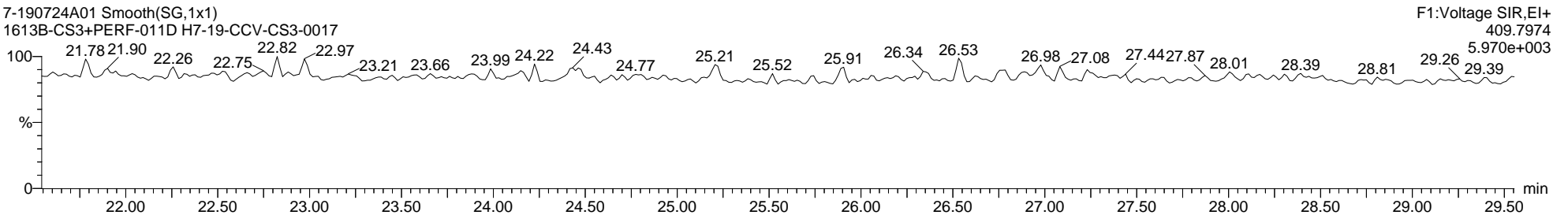
7-190724A01 Smooth(SG,1x1)  
1613B-CS3+PERF-011D H7-19-CCV-CS3-0017



7-190724A01 Smooth(SG,1x1)  
1613B-CS3+PERF-011D H7-19-CCV-CS3-0017



7-190724A01 Smooth(SG,1x1)  
1613B-CS3+PERF-011D H7-19-CCV-CS3-0017



Quantify Sample Report MassLynx MassLynx V4.1 SCN 901

Dataset: C:\MassLynx\Dioxin.PRO\Result Files\7-190724A-ICAL\_M23.qld

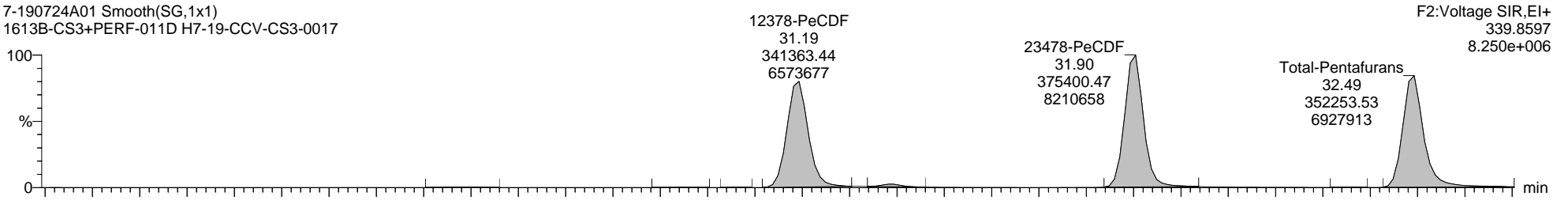
Last Altered: Thursday, July 25, 2019 09:29:35 Eastern Daylight Time

Printed: Friday, August 30, 2019 14:29:16 Eastern Daylight Time

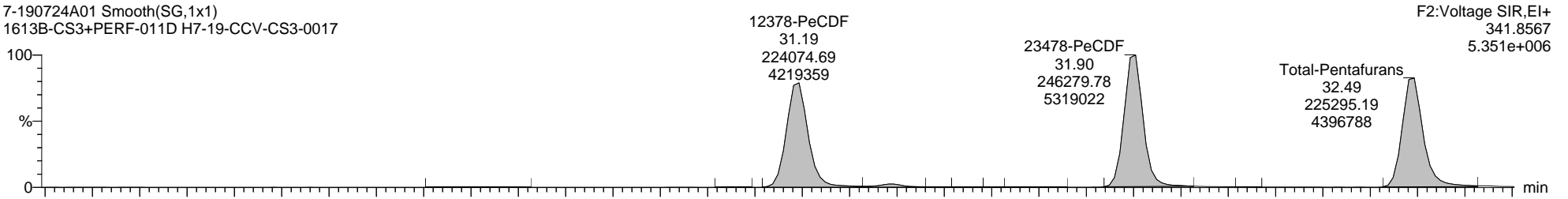
Name: 7-190724A01, Date: 24-Jul-2019, Time: 15:56:22, ID: H7-19-CCV-CS3-0017, Description: 1613B-CS3+PERF-011D, Vial: Tray1:1

Total-Pentafurans

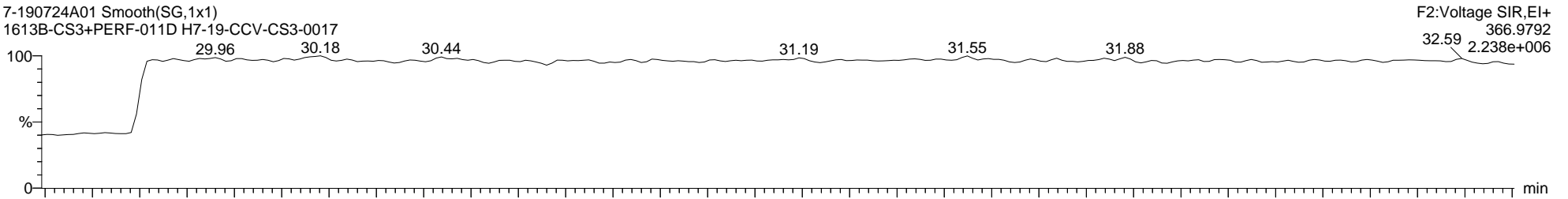
7-190724A01 Smooth(SG,1x1)  
1613B-CS3+PERF-011D H7-19-CCV-CS3-0017



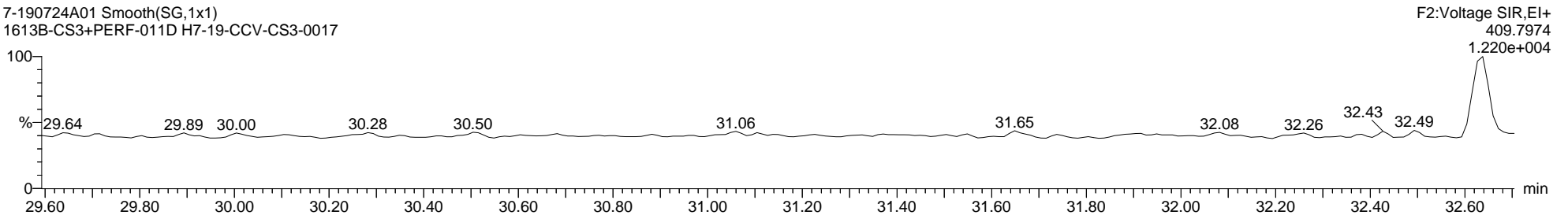
7-190724A01 Smooth(SG,1x1)  
1613B-CS3+PERF-011D H7-19-CCV-CS3-0017



7-190724A01 Smooth(SG,1x1)  
1613B-CS3+PERF-011D H7-19-CCV-CS3-0017



7-190724A01 Smooth(SG,1x1)  
1613B-CS3+PERF-011D H7-19-CCV-CS3-0017



Quantify Sample Report MassLynx MassLynx V4.1 SCN 901

Dataset: C:\MassLynx\Dioxin.PRO\Result Files\7-190724A-ICAL\_M23.qld

Last Altered: Thursday, July 25, 2019 09:29:35 Eastern Daylight Time

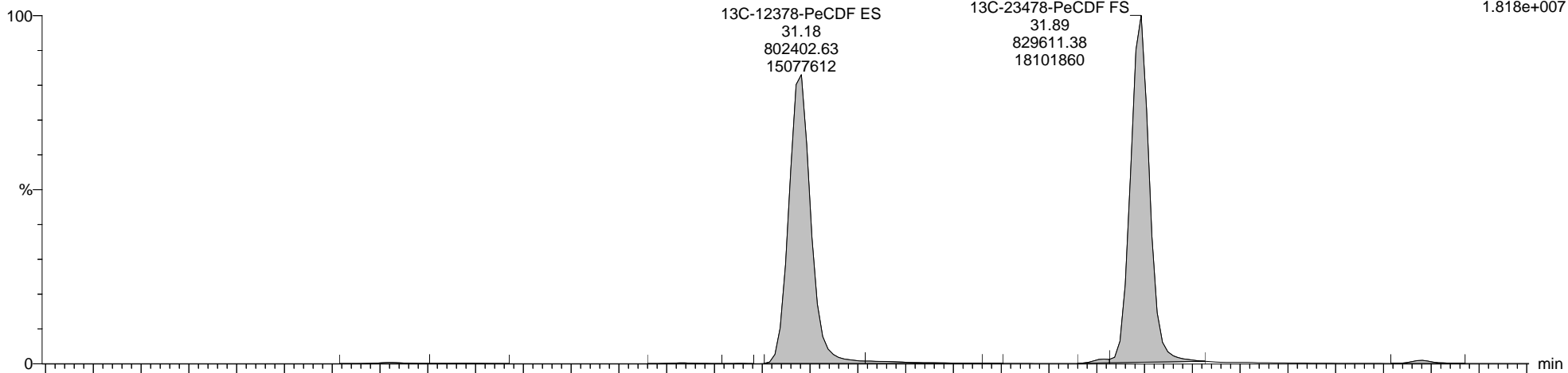
Printed: Friday, August 30, 2019 14:29:16 Eastern Daylight Time

Name: 7-190724A01, Date: 24-Jul-2019, Time: 15:56:22, ID: H7-19-CCV-CS3-0017, Description: 1613B-CS3+PERF-011D, Vial: Tray1:1

13C-12378-PeCDF ES

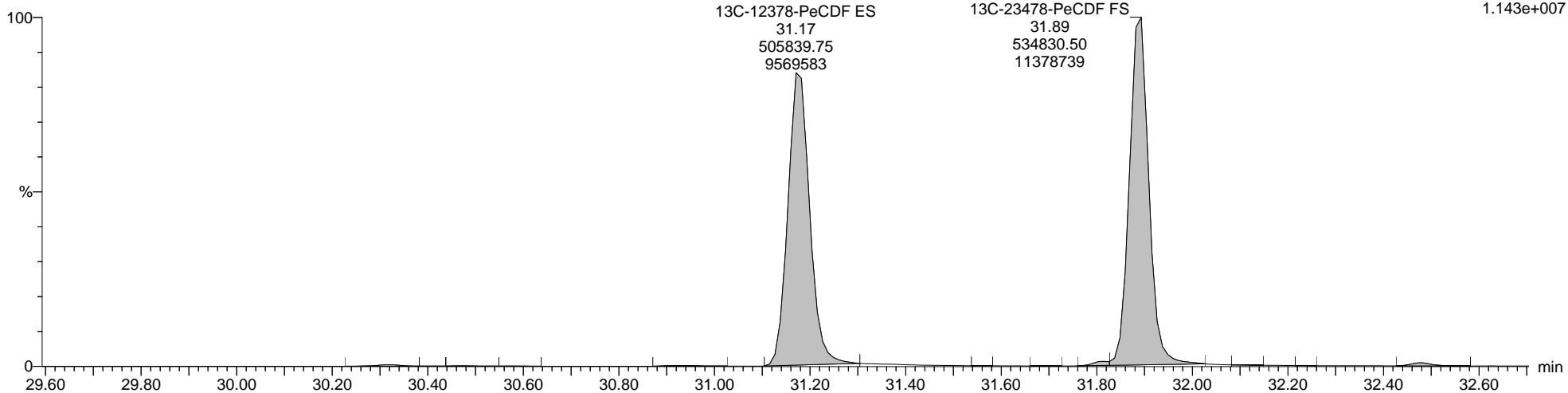
7-190724A01 Smooth(SG,1x1)  
1613B-CS3+PERF-011D H7-19-CCV-CS3-0017

F2:Voltage SIR,EI+  
351.9000  
1.818e+007



7-190724A01 Smooth(SG,1x1)  
1613B-CS3+PERF-011D H7-19-CCV-CS3-0017

F2:Voltage SIR,EI+  
353.8970  
1.143e+007



Quantify Sample Report MassLynx MassLynx V4.1 SCN 901

Dataset: C:\MassLynx\Dioxin.PRO\Result Files\7-190724A-ICAL\_M23.qld

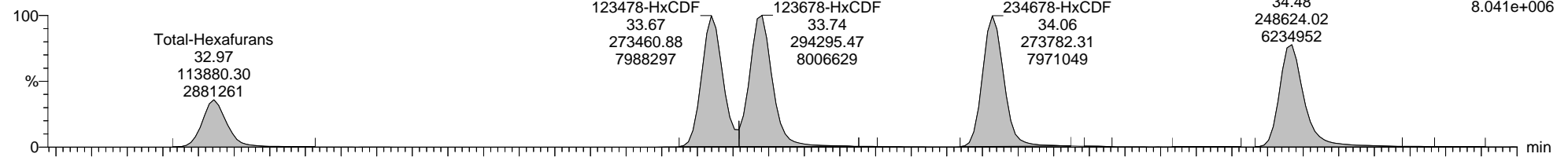
Last Altered: Thursday, July 25, 2019 09:29:35 Eastern Daylight Time

Printed: Friday, August 30, 2019 14:29:16 Eastern Daylight Time

Name: 7-190724A01, Date: 24-Jul-2019, Time: 15:56:22, ID: H7-19-CCV-CS3-0017, Description: 1613B-CS3+PERF-011D, Vial: Tray1:1

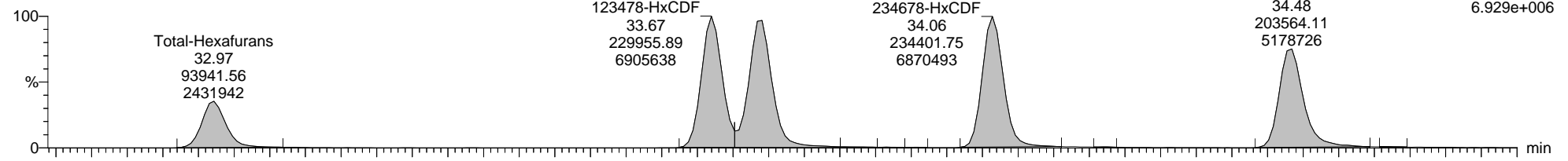
Total-Hexafurans

7-190724A01 Smooth(SG,1x1)  
1613B-CS3+PERF-011D H7-19-CCV-CS3-0017



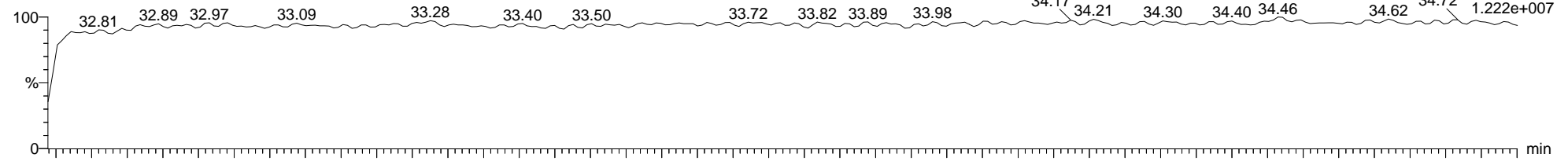
F3:Voltage SIR,EI+  
373.8208  
8.041e+006

7-190724A01 Smooth(SG,1x1)  
1613B-CS3+PERF-011D H7-19-CCV-CS3-0017



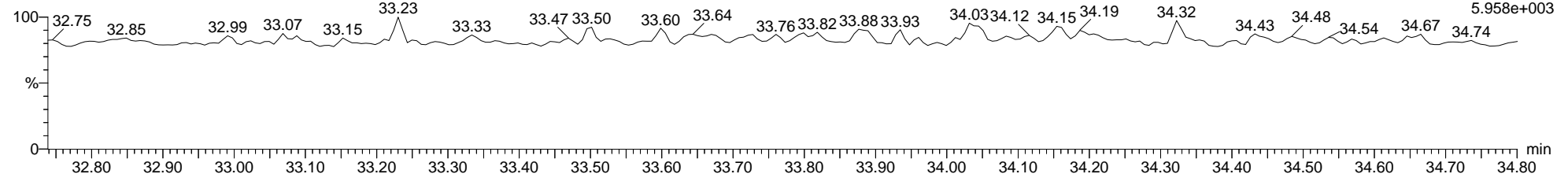
F3:Voltage SIR,EI+  
375.8178  
6.929e+006

7-190724A01 Smooth(SG,1x1)  
1613B-CS3+PERF-011D H7-19-CCV-CS3-0017



F3:Voltage SIR,EI+  
380.9760  
1.222e+007

7-190724A01 Smooth(SG,1x1)  
1613B-CS3+PERF-011D H7-19-CCV-CS3-0017



F3:Voltage SIR,EI+  
445.7555  
5.958e+003

Dataset: C:\MassLynx\Dioxin.PRO\Result Files\7-190724A-ICAL\_M23.qld

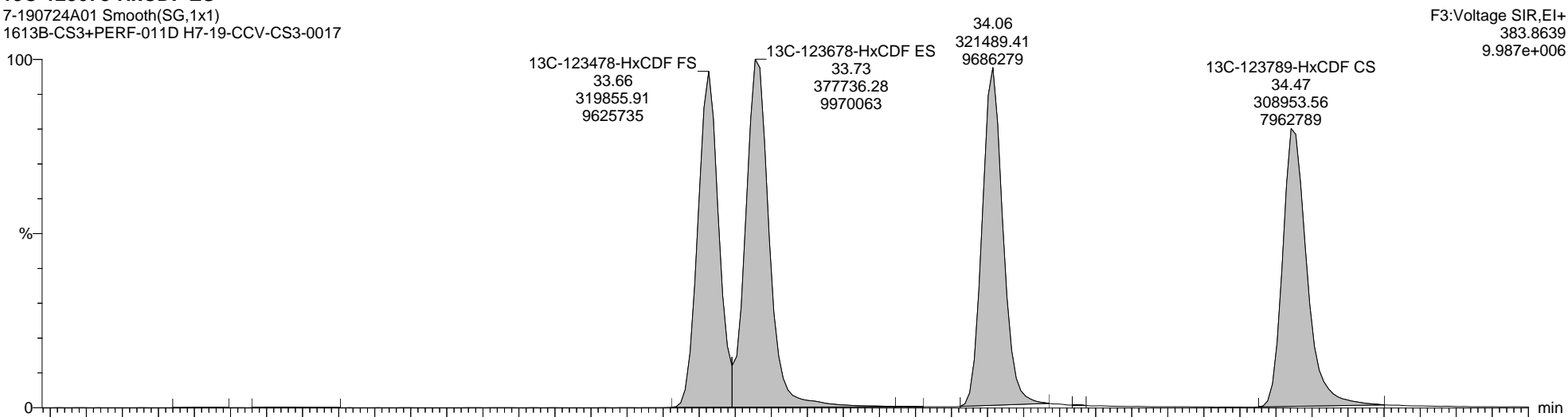
Last Altered: Thursday, July 25, 2019 09:29:35 Eastern Daylight Time

Printed: Friday, August 30, 2019 14:29:16 Eastern Daylight Time

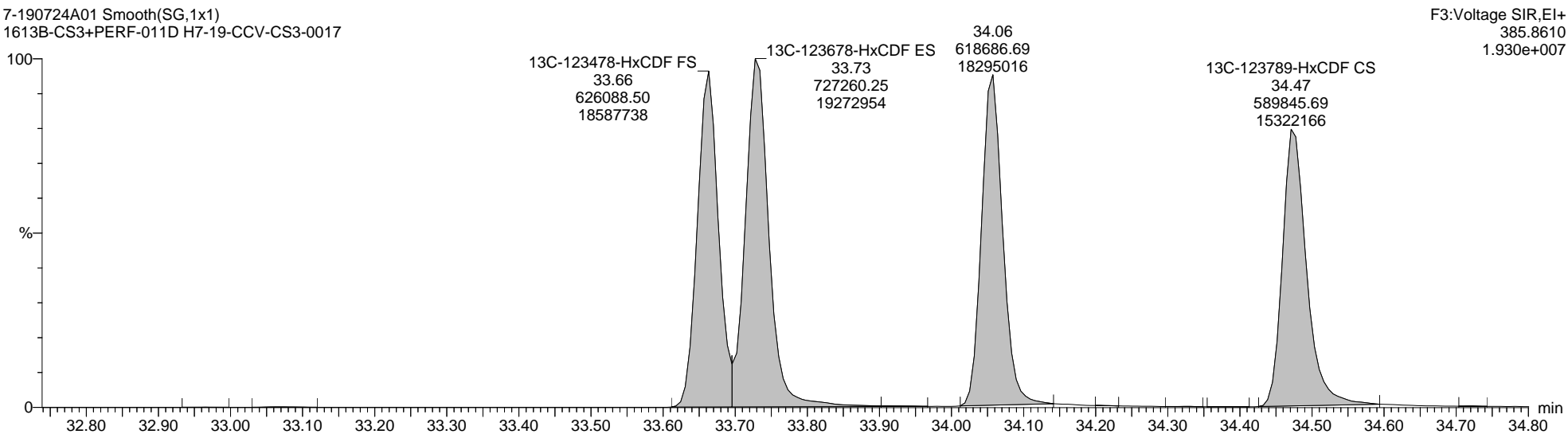
Name: 7-190724A01, Date: 24-Jul-2019, Time: 15:56:22, ID: H7-19-CCV-CS3-0017, Description: 1613B-CS3+PERF-011D, Vial: Tray1:1

13C-123678-HxCDF ES

7-190724A01 Smooth(SG,1x1)  
1613B-CS3+PERF-011D H7-19-CCV-CS3-0017



7-190724A01 Smooth(SG,1x1)  
1613B-CS3+PERF-011D H7-19-CCV-CS3-0017





Quantify Sample Report MassLynx MassLynx V4.1 SCN 901

Dataset: C:\MassLynx\Dioxin.PRO\Result Files\7-190724A-ICAL\_M23.qld

Last Altered: Thursday, July 25, 2019 09:29:35 Eastern Daylight Time

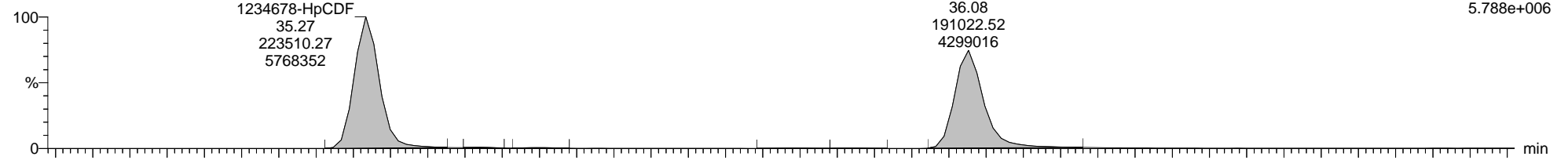
Printed: Friday, August 30, 2019 14:29:16 Eastern Daylight Time

Name: 7-190724A01, Date: 24-Jul-2019, Time: 15:56:22, ID: H7-19-CCV-CS3-0017, Description: 1613B-CS3+PERF-011D, Vial: Tray1:1

Total-Heptafurans


7-190724A01 Smooth(SG,1x1)

1613B-CS3+PERF-011D H7-19-CCV-CS3-0017



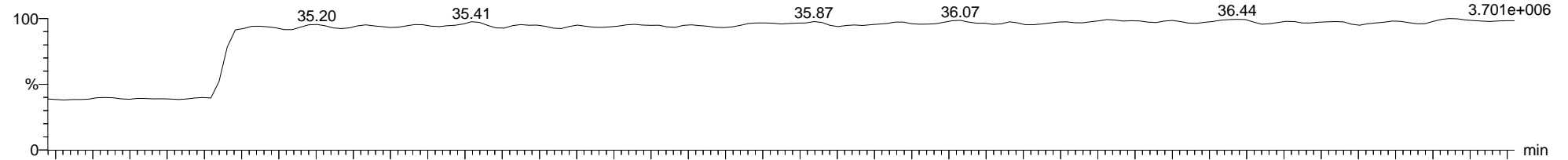
7-190724A01 Smooth(SG,1x1)

1613B-CS3+PERF-011D H7-19-CCV-CS3-0017



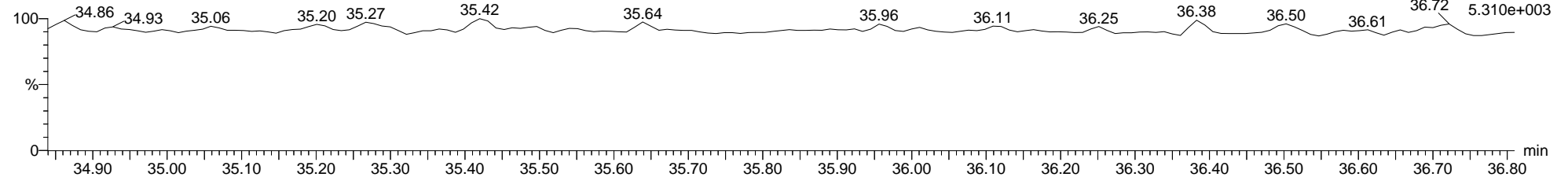
7-190724A01 Smooth(SG,1x1)

1613B-CS3+PERF-011D H7-19-CCV-CS3-0017



7-190724A01 Smooth(SG,1x1)

1613B-CS3+PERF-011D H7-19-CCV-CS3-0017



Quantify Sample Report MassLynx MassLynx V4.1 SCN 901

Dataset: C:\MassLynx\Dioxin.PRO\Result Files\7-190724A-ICAL\_M23.qld

Last Altered: Thursday, July 25, 2019 09:29:35 Eastern Daylight Time

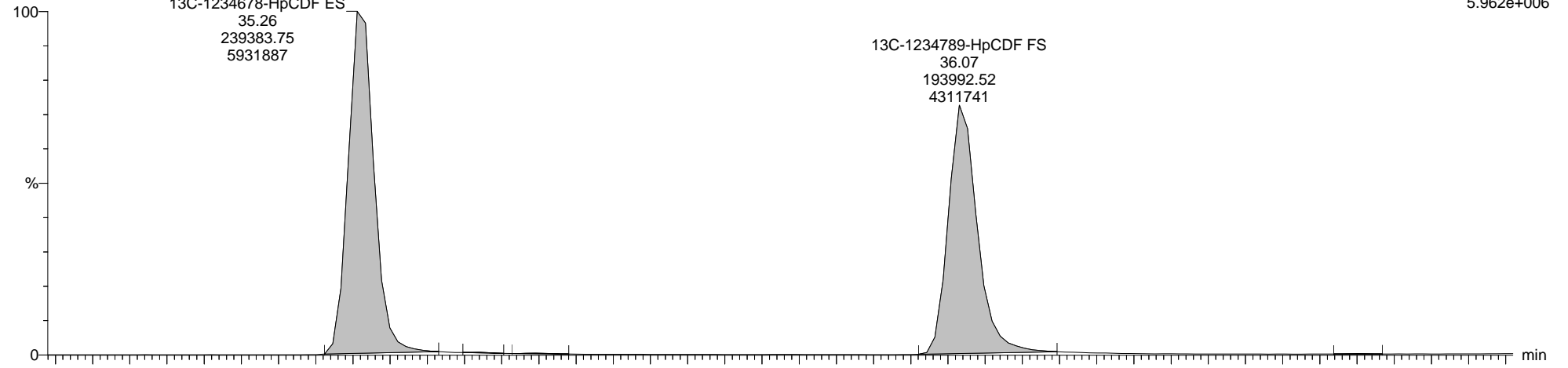
Printed: Friday, August 30, 2019 14:29:16 Eastern Daylight Time

Name: 7-190724A01, Date: 24-Jul-2019, Time: 15:56:22, ID: H7-19-CCV-CS3-0017, Description: 1613B-CS3+PERF-011D, Vial: Tray1:1

13C-1234678-HpCDF ES

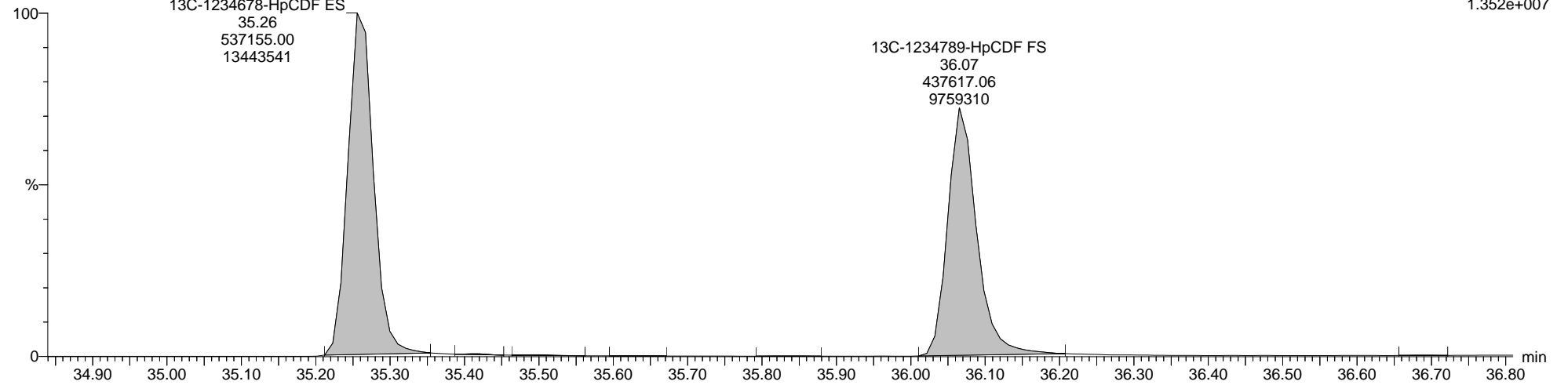
7-190724A01 Smooth(SG,1x1)  
1613B-CS3+PERF-011D H7-19-CCV-CS3-0017  
13C-1234678-HpCDF ES  
35.26  
239383.75  
5931887

F4:Voltage SIR,EI+  
417.8253  
5.962e+006



7-190724A01 Smooth(SG,1x1)  
1613B-CS3+PERF-011D H7-19-CCV-CS3-0017  
13C-1234678-HpCDF ES  
35.26  
537155.00  
13443541

F4:Voltage SIR,EI+  
419.8220  
1.352e+007



Quantify Sample Report MassLynx MassLynx V4.1 SCN 901

Dataset: C:\MassLynx\Dioxin.PRO\Result Files\7-190724A-ICAL\_M23.qld

Last Altered: Thursday, July 25, 2019 09:29:35 Eastern Daylight Time

Printed: Friday, August 30, 2019 14:29:16 Eastern Daylight Time

Name: 7-190724A01, Date: 24-Jul-2019, Time: 15:56:22, ID: H7-19-CCV-CS3-0017, Description: 1613B-CS3+PERF-011D, Vial: Tray1:1

Totals-OCDF

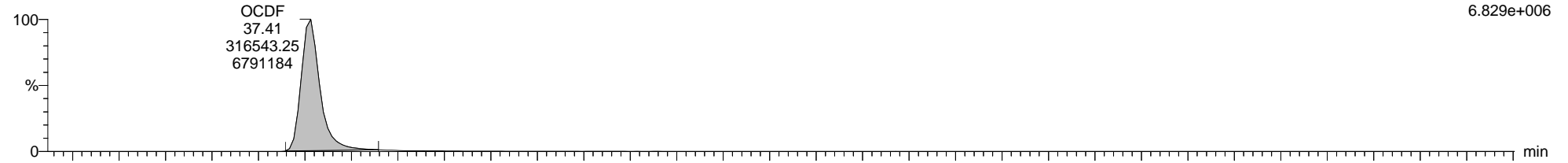
7-190724A01 Smooth(SG,1x1)

1613B-CS3+PERF-011D H7-19-CCV-CS3-0017

F5:Voltage SIR,EI+

441.7428

6.829e+006



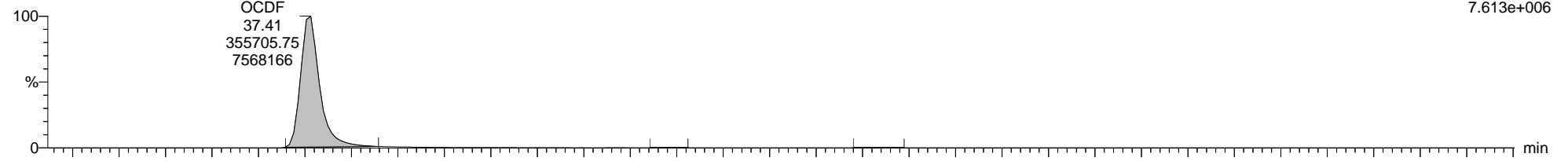
7-190724A01 Smooth(SG,1x1)

1613B-CS3+PERF-011D H7-19-CCV-CS3-0017

F5:Voltage SIR,EI+

443.7398

7.613e+006



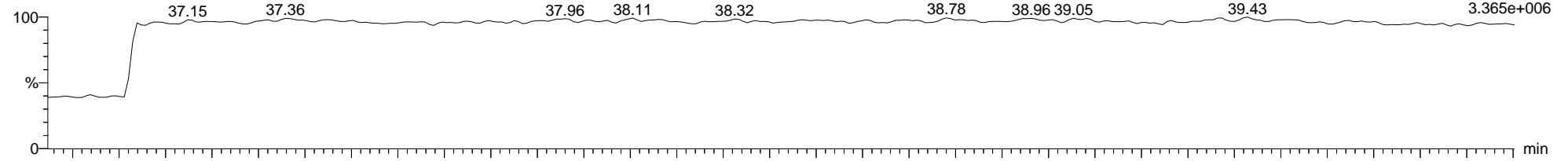
7-190724A01 Smooth(SG,1x1)

1613B-CS3+PERF-011D H7-19-CCV-CS3-0017

F5:Voltage SIR,EI+

454.9728

3.365e+006



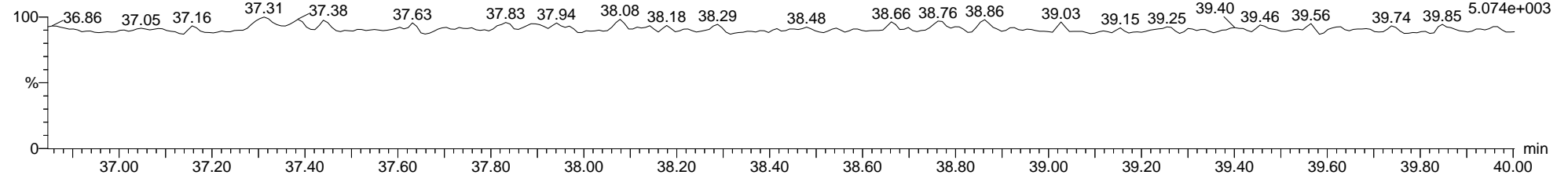
7-190724A01 Smooth(SG,1x1)

1613B-CS3+PERF-011D H7-19-CCV-CS3-0017

F5:Voltage SIR,EI+

513.6775

5.074e+003



Dataset: C:\MassLynx\Dioxin.PRO\Result Files\7-190724A-ICAL\_M23.qld

Last Altered: Thursday, July 25, 2019 09:29:35 Eastern Daylight Time

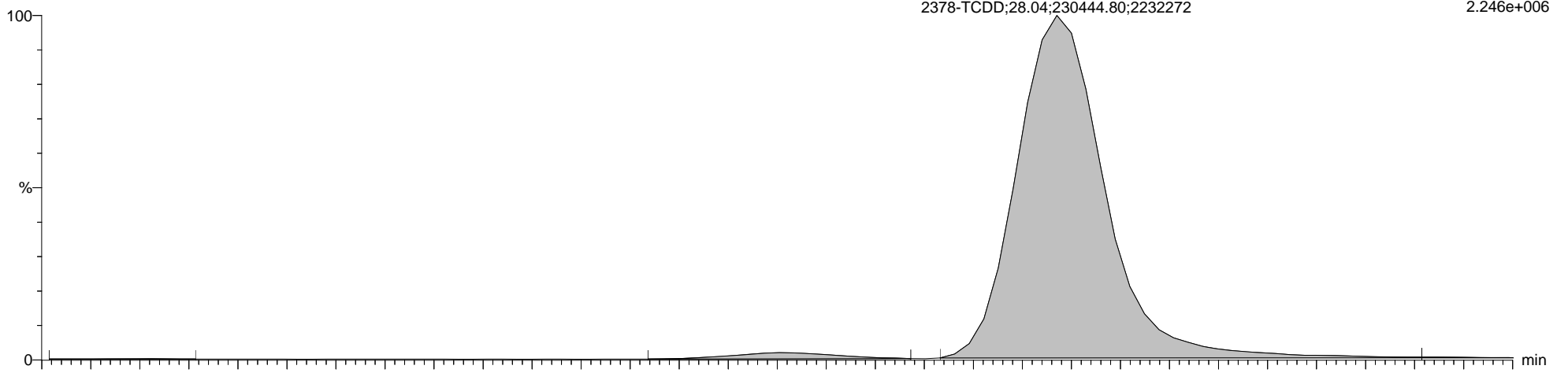
Printed: Friday, August 30, 2019 14:29:16 Eastern Daylight Time

Name: 7-190724A07, Date: 24-Jul-2019, Time: 20:08:24, ID: H7-19-CCV-CS4-0017, Description: 1613B-CS4-011, Vial: Tray1:8

2378-TCDD

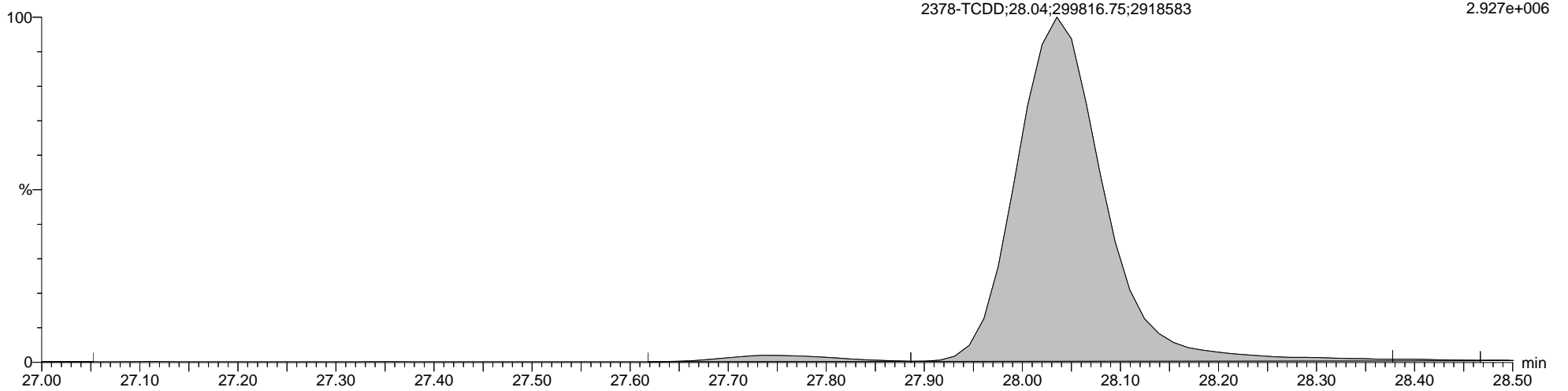
7-190724A07 Smooth(SG,1x1)  
1613B-CS4-011 H7-19-CCV-CS4-0017

F1:Voltage SIR,EI+  
319.8965  
2.246e+006



7-190724A07 Smooth(SG,1x1)  
1613B-CS4-011 H7-19-CCV-CS4-0017

F1:Voltage SIR,EI+  
321.8936  
2.927e+006



Quantify Sample Report MassLynx MassLynx V4.1 SCN 901

Dataset: C:\MassLynx\Dioxin.PRO\Result Files\7-190724A-ICAL\_M23.qld

Last Altered: Thursday, July 25, 2019 09:29:35 Eastern Daylight Time


Printed: Friday, August 30, 2019 14:29:16 Eastern Daylight Time

Name: 7-190724A07, Date: 24-Jul-2019, Time: 20:08:24, ID: H7-19-CCV-CS4-0017, Description: 1613B-CS4-011, Vial: Tray1:8

Total-Tetradoxins


7-190724A07 Smooth(SG,1x1)  
1613B-CS4-011 H7-19-CCV-CS4-0017

F1:Voltage SIR,EI+  
319.8965  
2.246e+006



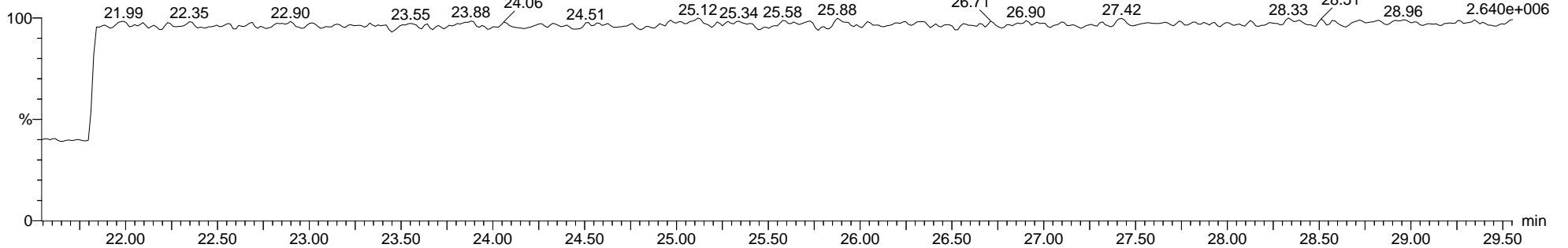
7-190724A07 Smooth(SG,1x1)  
1613B-CS4-011 H7-19-CCV-CS4-0017

F1:Voltage SIR,EI+  
321.8936  
2.927e+006



7-190724A07 Smooth(SG,1x1)  
1613B-CS4-011 H7-19-CCV-CS4-0017

F1:Voltage SIR,EI+  
316.9824  
2.640e+006



Dataset: C:\MassLynx\Dioxin.PRO\Result Files\7-190724A-ICAL\_M23.qld

Last Altered: Thursday, July 25, 2019 09:29:35 Eastern Daylight Time


Printed: Friday, August 30, 2019 14:29:16 Eastern Daylight Time

Name: 7-190724A07, Date: 24-Jul-2019, Time: 20:08:24, ID: H7-19-CCV-CS4-0017, Description: 1613B-CS4-011, Vial: Tray1:8

13C-2378-TCDD ES

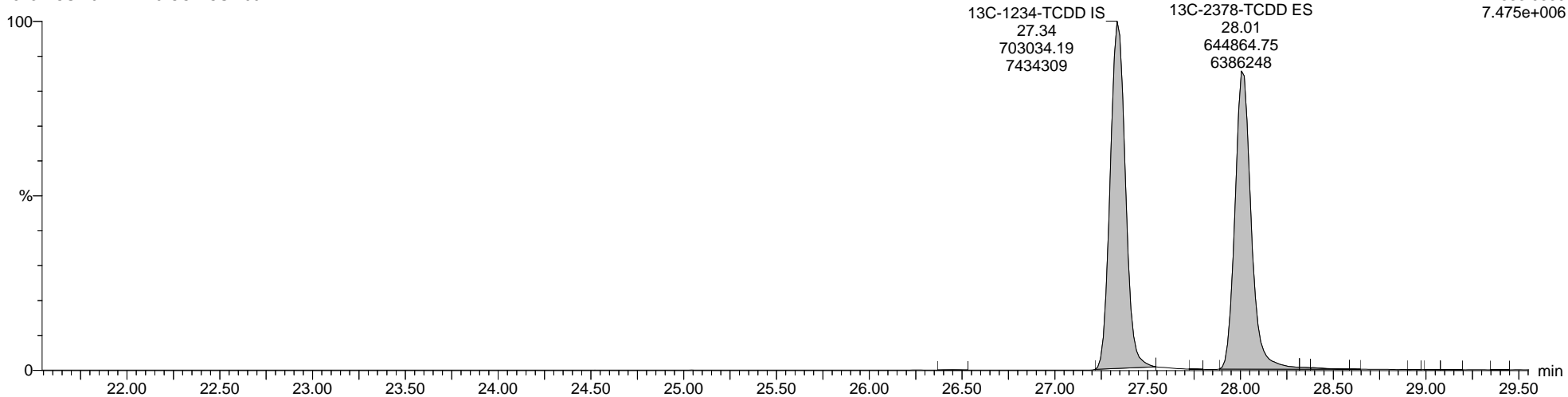
7-190724A07 Smooth(SG,1x1)  
1613B-CS4-011 H7-19-CCV-CS4-0017

F1:Voltage SIR,EI+  
331.9368  
5.982e+006



7-190724A07 Smooth(SG,1x1)  
1613B-CS4-011 H7-19-CCV-CS4-0017

F1:Voltage SIR,EI+  
333.9339  
7.475e+006



Quantify Sample Report MassLynx MassLynx V4.1 SCN 901

Dataset: C:\MassLynx\Dioxin.PRO\Result Files\7-190724A-ICAL\_M23.qld

Last Altered: Thursday, July 25, 2019 09:29:35 Eastern Daylight Time


Printed: Friday, August 30, 2019 14:29:16 Eastern Daylight Time

Name: 7-190724A07, Date: 24-Jul-2019, Time: 20:08:24, ID: H7-19-CCV-CS4-0017, Description: 1613B-CS4-011, Vial: Tray1:8

Totals-37Cl-2378-TCDD

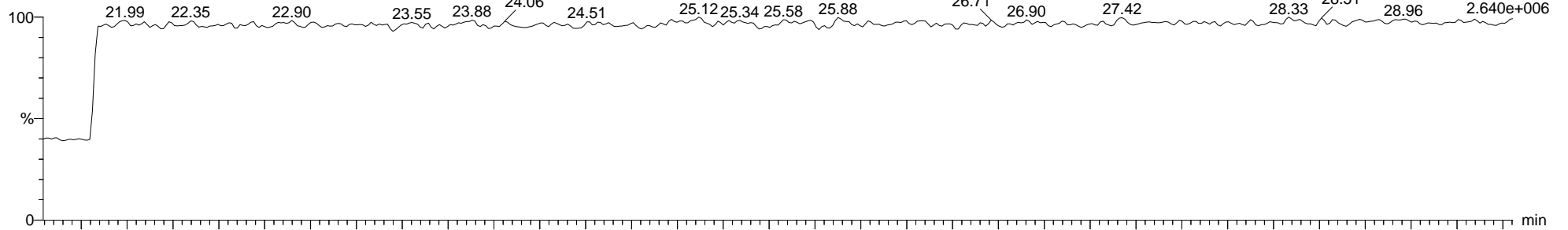
7-190724A07 Smooth(SG,1x1)  
1613B-CS4-011 H7-19-CCV-CS4-0017

F1:Voltage SIR,EI+  
327.8847  
5.220e+006



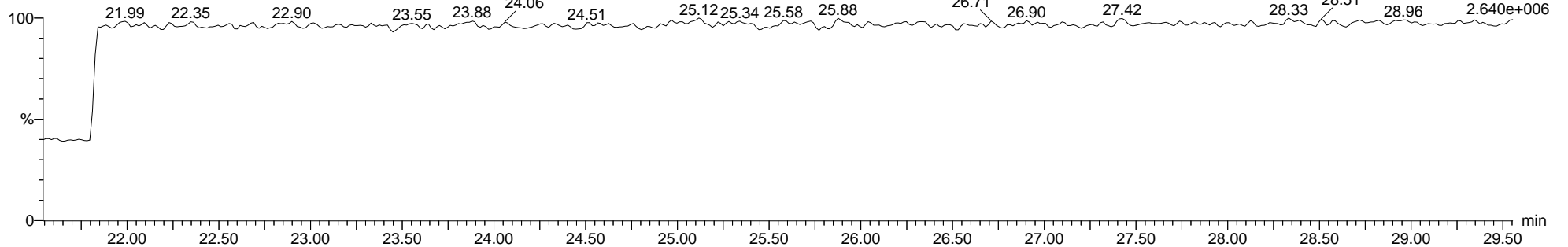
7-190724A07 Smooth(SG,1x1)  
1613B-CS4-011 H7-19-CCV-CS4-0017

F1:Voltage SIR,EI+  
316.9824  
2.640e+006



7-190724A07 Smooth(SG,1x1)  
1613B-CS4-011 H7-19-CCV-CS4-0017

F1:Voltage SIR,EI+  
316.9824  
2.640e+006



Quantify Sample Report MassLynx MassLynx V4.1 SCN 901

Dataset: C:\MassLynx\Dioxin.PRO\Result Files\7-190724A-ICAL\_M23.qld


Last Altered: Thursday, July 25, 2019 09:29:35 Eastern Daylight Time

Printed: Friday, August 30, 2019 14:29:16 Eastern Daylight Time


Name: 7-190724A07, Date: 24-Jul-2019, Time: 20:08:24, ID: H7-19-CCV-CS4-0017, Description: 1613B-CS4-011, Vial: Tray1:8

Total-Pentadioxins

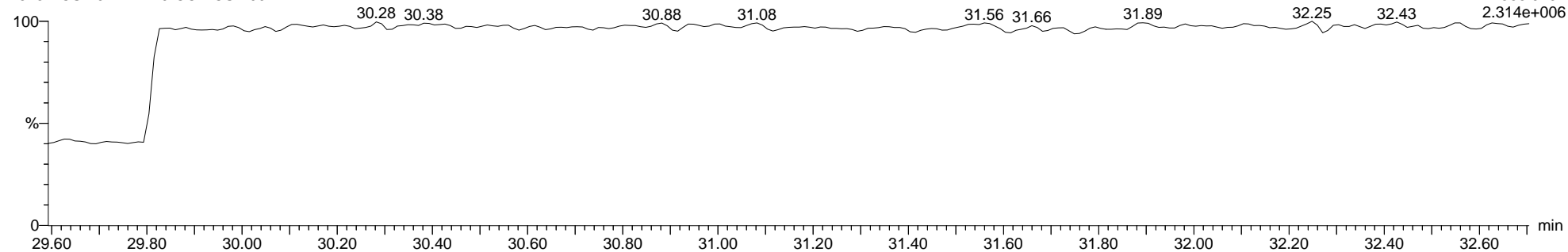
7-190724A07 Smooth(SG,1x1)  
1613B-CS4-011 H7-19-CCV-CS4-0017



7-190724A07 Smooth(SG,1x1)  
1613B-CS4-011 H7-19-CCV-CS4-0017



7-190724A07 Smooth(SG,1x1)  
1613B-CS4-011 H7-19-CCV-CS4-0017





Dataset: C:\MassLynx\Dioxin.PRO\Result Files\7-190724A-ICAL\_M23.qld

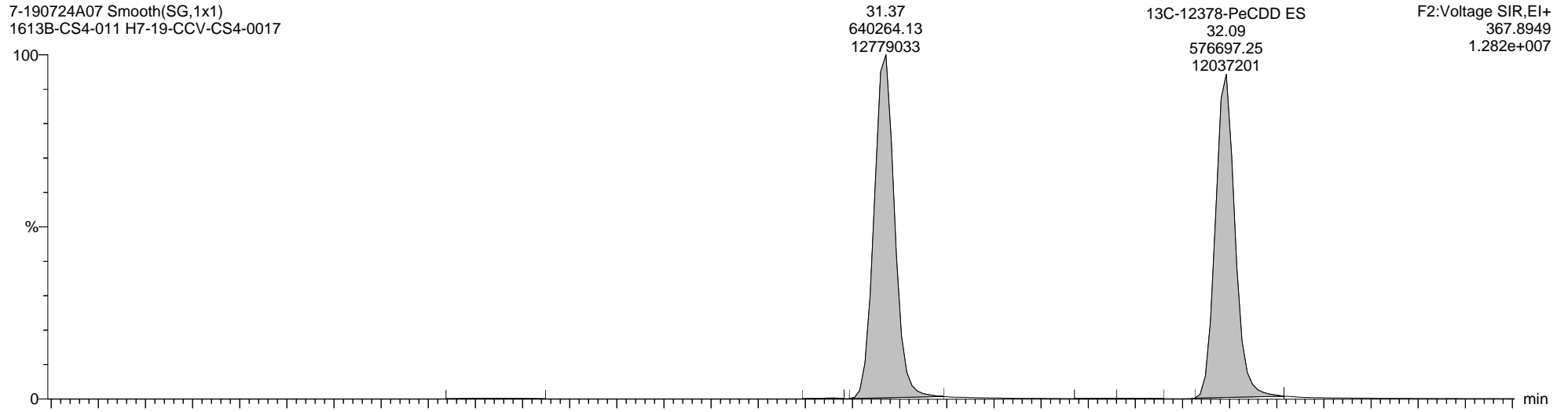
Last Altered: Thursday, July 25, 2019 09:29:35 Eastern Daylight Time

Printed: Friday, August 30, 2019 14:29:16 Eastern Daylight Time

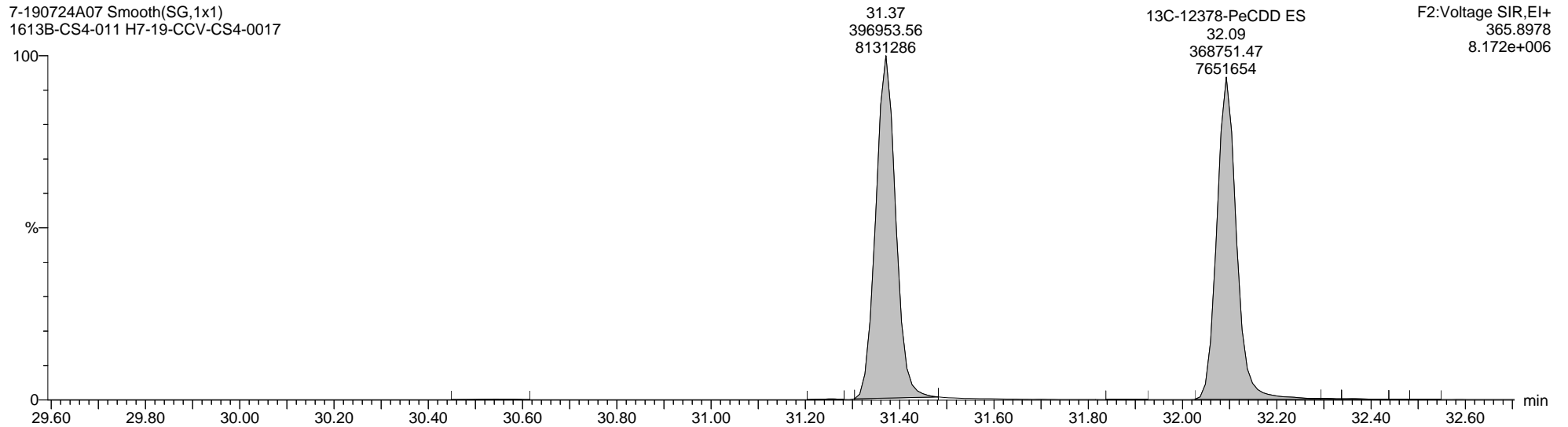
Name: 7-190724A07, Date: 24-Jul-2019, Time: 20:08:24, ID: H7-19-CCV-CS4-0017, Description: 1613B-CS4-011, Vial: Tray1:8

13C-12378-PeCDD ES

7-190724A07 Smooth(SG,1x1)  
1613B-CS4-011 H7-19-CCV-CS4-0017



7-190724A07 Smooth(SG,1x1)  
1613B-CS4-011 H7-19-CCV-CS4-0017



Quantify Sample Report MassLynx MassLynx V4.1 SCN 901

Dataset: C:\MassLynx\Dioxin.PRO\Result Files\7-190724A-ICAL\_M23.qld

Last Altered: Thursday, July 25, 2019 09:29:35 Eastern Daylight Time


Printed: Friday, August 30, 2019 14:29:16 Eastern Daylight Time

Name: 7-190724A07, Date: 24-Jul-2019, Time: 20:08:24, ID: H7-19-CCV-CS4-0017, Description: 1613B-CS4-011, Vial: Tray1:8

Total-Hexadioxins


7-190724A07 Smooth(SG,1x1)  
1613B-CS4-011 H7-19-CCV-CS4-0017

F3:Voltage SIR,EI+  
389.8157  
3.068e+007



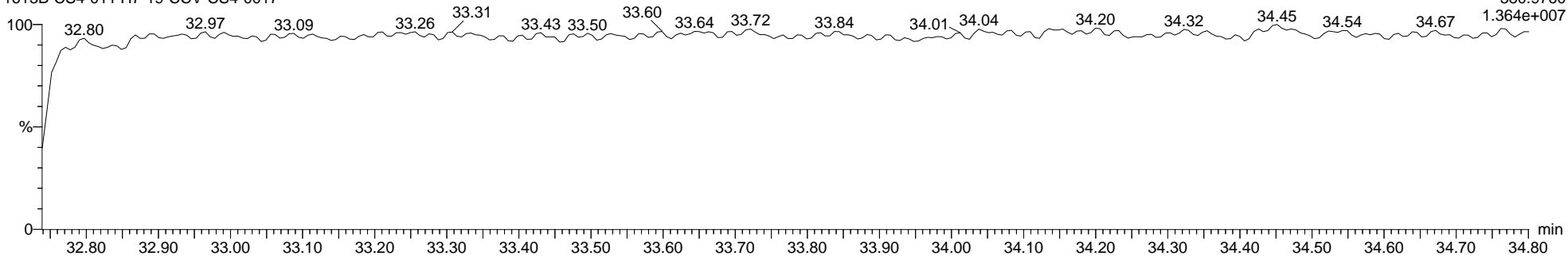
7-190724A07 Smooth(SG,1x1)  
1613B-CS4-011 H7-19-CCV-CS4-0017

F3:Voltage SIR,EI+  
391.8127  
2.478e+007



7-190724A07 Smooth(SG,1x1)  
1613B-CS4-011 H7-19-CCV-CS4-0017

F3:Voltage SIR,EI+  
380.9760  
1.364e+007



Quantify Sample Report

MassLynx MassLynx V4.1 SCN 901

Dataset: C:\MassLynx\Dioxin.PRO\Result Files\7-190724A-ICAL\_M23.qld

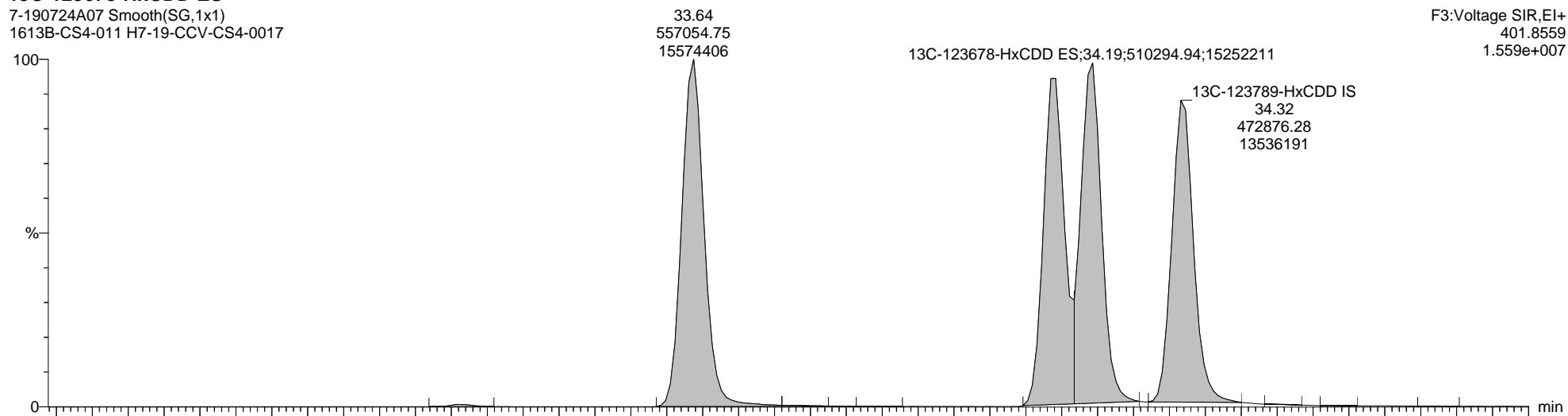
Last Altered: Thursday, July 25, 2019 09:29:35 Eastern Daylight Time

Printed: Friday, August 30, 2019 14:29:16 Eastern Daylight Time

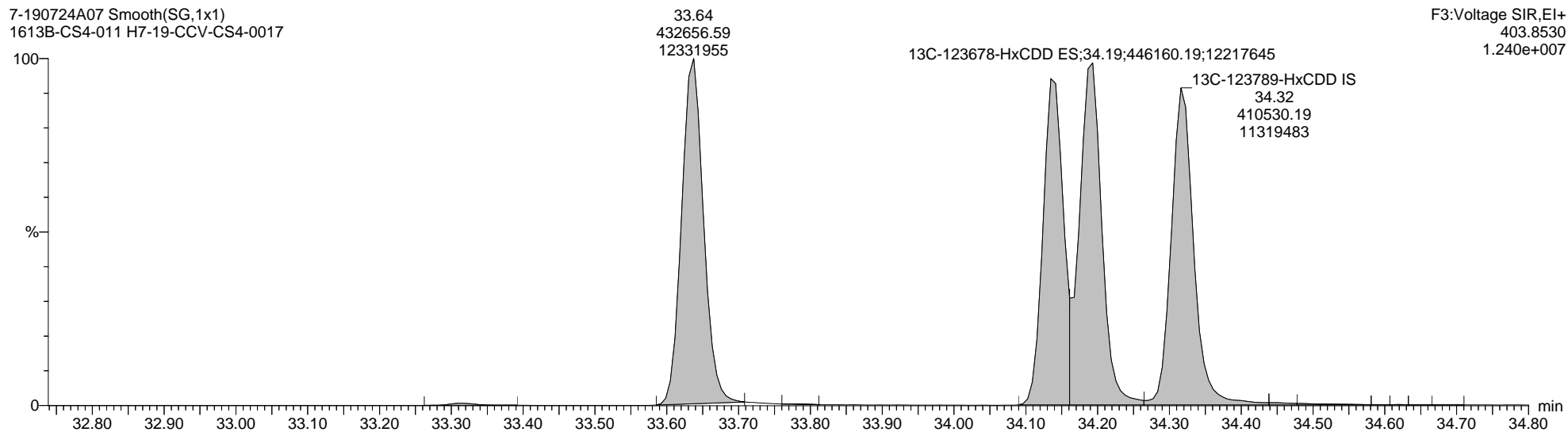
Name: 7-190724A07, Date: 24-Jul-2019, Time: 20:08:24, ID: H7-19-CCV-CS4-0017, Description: 1613B-CS4-011, Vial: Tray1:8

13C-123678-HxCDD ES

7-190724A07 Smooth(SG,1x1)  
1613B-CS4-011 H7-19-CCV-CS4-0017



7-190724A07 Smooth(SG,1x1)  
1613B-CS4-011 H7-19-CCV-CS4-0017



Quantify Sample Report MassLynx MassLynx V4.1 SCN 901

Dataset: C:\MassLynx\Dioxin.PRO\Result Files\7-190724A-ICAL\_M23.qld

Last Altered: Thursday, July 25, 2019 09:29:35 Eastern Daylight Time

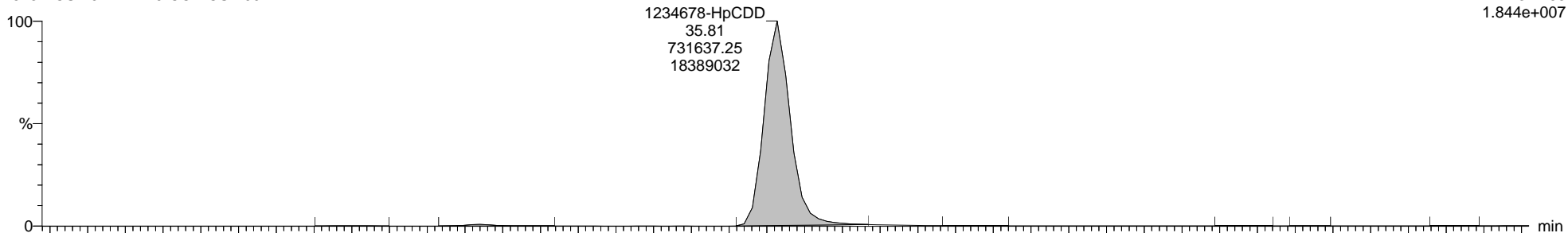
Printed: Friday, August 30, 2019 14:29:16 Eastern Daylight Time

Name: 7-190724A07, Date: 24-Jul-2019, Time: 20:08:24, ID: H7-19-CCV-CS4-0017, Description: 1613B-CS4-011, Vial: Tray1:8

Total-Heptadioxins

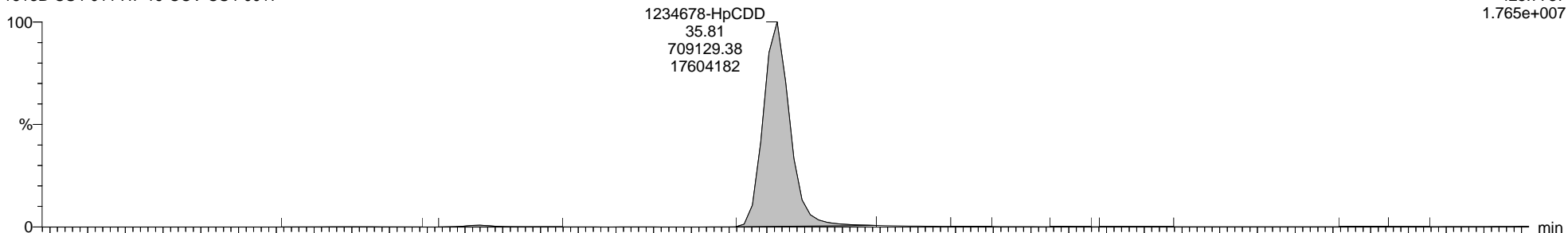
7-190724A07 Smooth(SG,1x1)  
1613B-CS4-011 H7-19-CCV-CS4-0017

F4:Voltage SIR,EI+  
423.7766  
1.844e+007



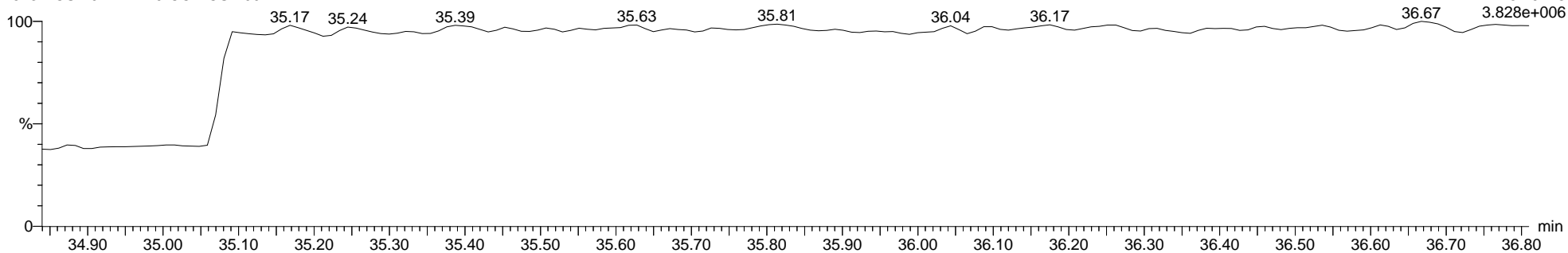
7-190724A07 Smooth(SG,1x1)  
1613B-CS4-011 H7-19-CCV-CS4-0017

F4:Voltage SIR,EI+  
425.7737  
1.765e+007



7-190724A07 Smooth(SG,1x1)  
1613B-CS4-011 H7-19-CCV-CS4-0017

F4:Voltage SIR,EI+  
454.9728  
3.828e+006



Dataset: C:\MassLynx\Dioxin.PRO\Result Files\7-190724A-ICAL\_M23.qld

Last Altered: Thursday, July 25, 2019 09:29:35 Eastern Daylight Time

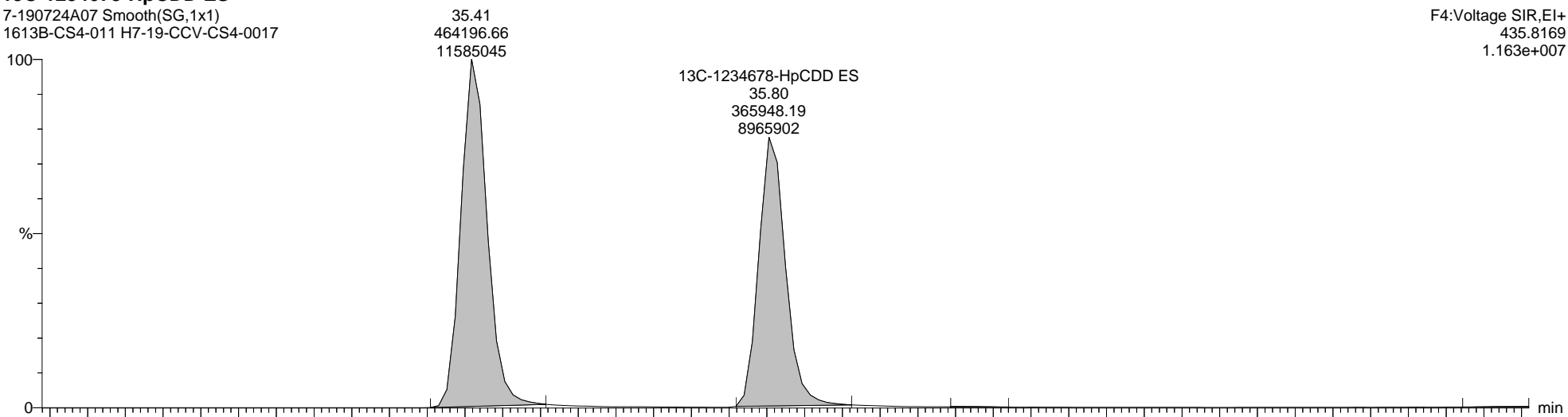
Printed: Friday, August 30, 2019 14:29:16 Eastern Daylight Time

Name: 7-190724A07, Date: 24-Jul-2019, Time: 20:08:24, ID: H7-19-CCV-CS4-0017, Description: 1613B-CS4-011, Vial: Tray1:8

13C-1234678-HpCDD ES

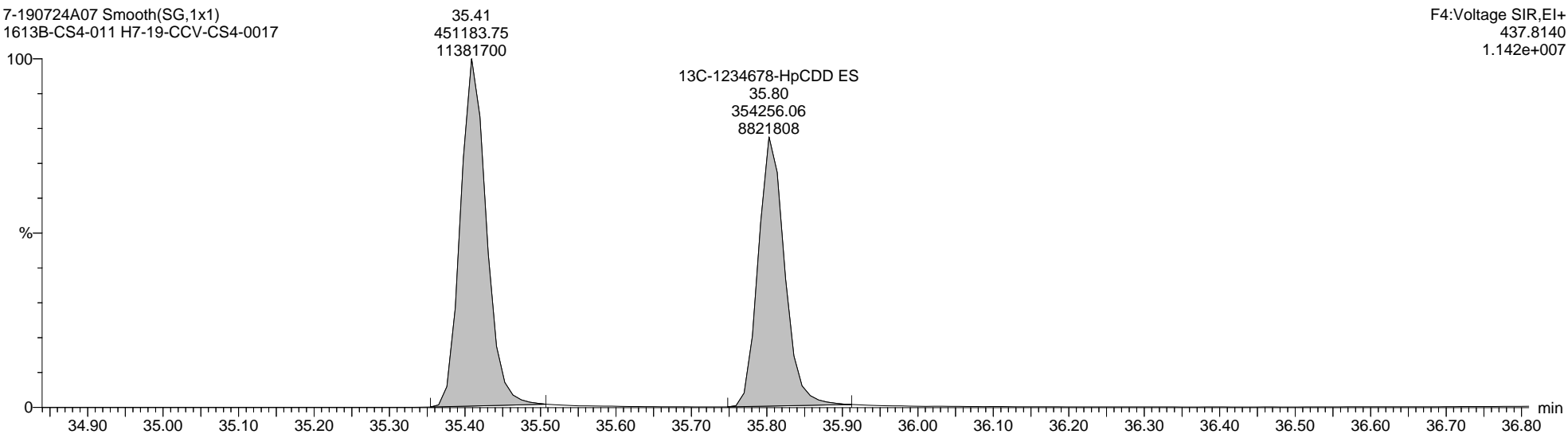
7-190724A07 Smooth(SG,1x1)  
1613B-CS4-011 H7-19-CCV-CS4-0017

F4:Voltage SIR,EI+  
435.8169  
1.163e+007



7-190724A07 Smooth(SG,1x1)  
1613B-CS4-011 H7-19-CCV-CS4-0017

F4:Voltage SIR,EI+  
437.8140  
1.142e+007



Quantify Sample Report MassLynx MassLynx V4.1 SCN 901

Dataset: C:\MassLynx\Dioxin.PRO\Result Files\7-190724A-ICAL\_M23.qld

Last Altered: Thursday, July 25, 2019 09:29:35 Eastern Daylight Time


Printed: Friday, August 30, 2019 14:29:16 Eastern Daylight Time

Name: 7-190724A07, Date: 24-Jul-2019, Time: 20:08:24, ID: H7-19-CCV-CS4-0017, Description: 1613B-CS4-011, Vial: Tray1:8

Total-OCDD


7-190724A07 Smooth(SG,1x1)  
1613B-CS4-011 H7-19-CCV-CS4-0017

F5:Voltage SIR,EI+  
457.7377  
2.384e+007



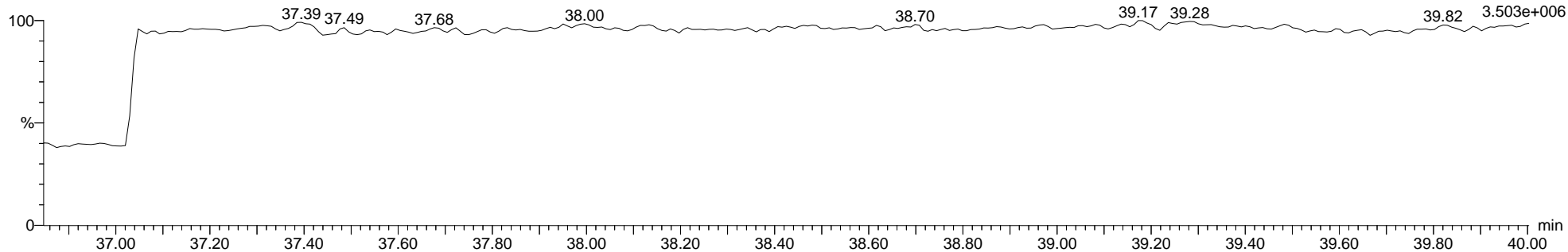
7-190724A07 Smooth(SG,1x1)  
1613B-CS4-011 H7-19-CCV-CS4-0017

F5:Voltage SIR,EI+  
459.7348  
2.701e+007



7-190724A07 Smooth(SG,1x1)  
1613B-CS4-011 H7-19-CCV-CS4-0017

F5:Voltage SIR,EI+  
454.9728  
3.503e+006



Quantify Sample Report MassLynx MassLynx V4.1 SCN 901

Dataset: C:\MassLynx\Dioxin.PRO\Result Files\7-190724A-ICAL\_M23.qld

Last Altered: Thursday, July 25, 2019 09:29:35 Eastern Daylight Time


Printed: Friday, August 30, 2019 14:29:16 Eastern Daylight Time

Name: 7-190724A07, Date: 24-Jul-2019, Time: 20:08:24, ID: H7-19-CCV-CS4-0017, Description: 1613B-CS4-011, Vial: Tray1:8

13C-OCDD ES

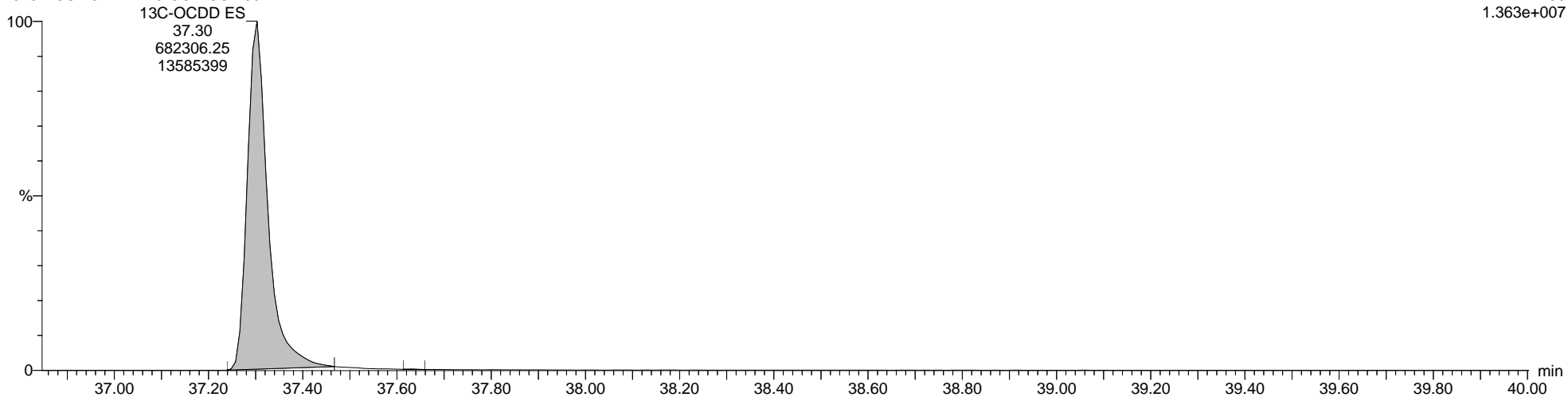
7-190724A07 Smooth(SG,1x1)  
1613B-CS4-011 H7-19-CCV-CS4-0017

F5:Voltage SIR,EI+  
469.7779  
1.221e+007



7-190724A07 Smooth(SG,1x1)  
1613B-CS4-011 H7-19-CCV-CS4-0017

F5:Voltage SIR,EI+  
471.7750  
1.363e+007



Quantify Sample Report MassLynx MassLynx V4.1 SCN 901

Dataset: C:\MassLynx\Dioxin.PRO\Result Files\7-190724A-ICAL\_M23.qld

Last Altered: Thursday, July 25, 2019 09:29:35 Eastern Daylight Time

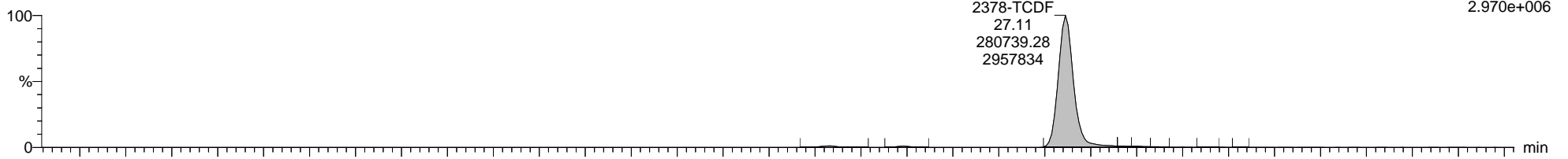
Printed: Friday, August 30, 2019 14:29:16 Eastern Daylight Time

Name: 7-190724A07, Date: 24-Jul-2019, Time: 20:08:24, ID: H7-19-CCV-CS4-0017, Description: 1613B-CS4-011, Vial: Tray1:8

Total-Tetrafurans

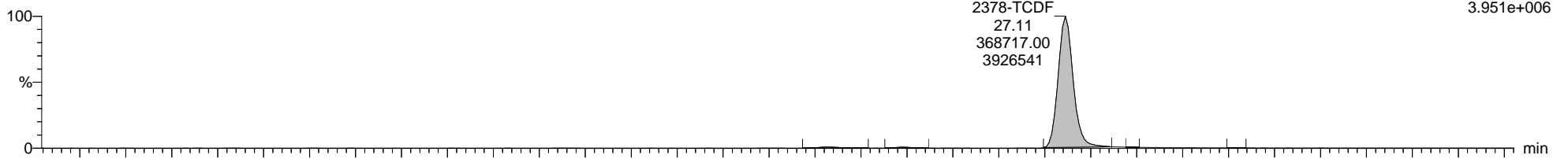
7-190724A07 Smooth(SG,1x1)  
1613B-CS4-011 H7-19-CCV-CS4-0017

F1:Voltage SIR,EI+  
303.9016  
2.970e+006



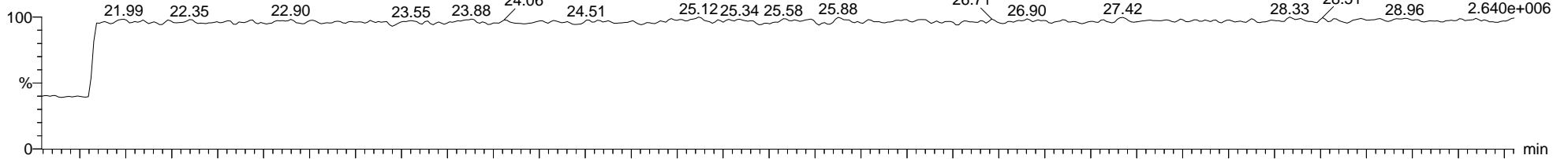
7-190724A07 Smooth(SG,1x1)  
1613B-CS4-011 H7-19-CCV-CS4-0017

F1:Voltage SIR,EI+  
305.8987  
3.951e+006



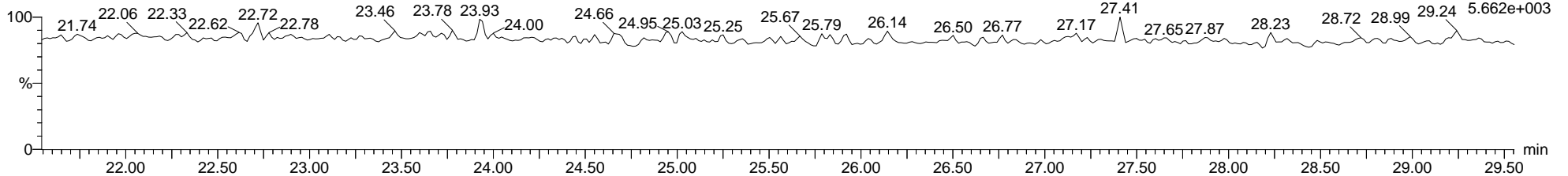
7-190724A07 Smooth(SG,1x1)  
1613B-CS4-011 H7-19-CCV-CS4-0017

F1:Voltage SIR,EI+  
316.9824  
2.640e+006



7-190724A07 Smooth(SG,1x1)  
1613B-CS4-011 H7-19-CCV-CS4-0017

F1:Voltage SIR,EI+  
375.8364  
5.662e+003





Dataset: C:\MassLynx\Dioxin.PRO\Result Files\7-190724A-ICAL\_M23.qld

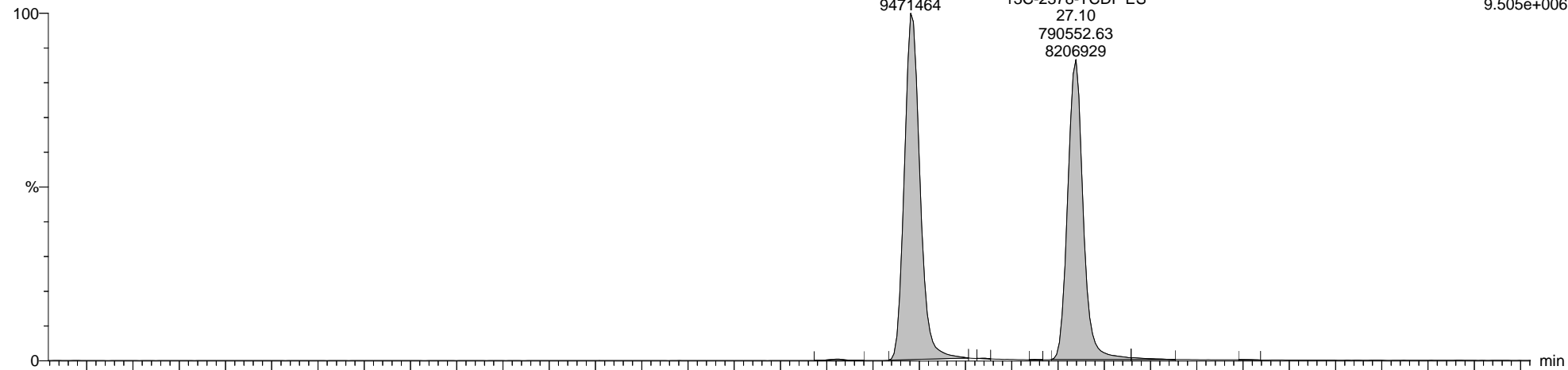
Last Altered: Thursday, July 25, 2019 09:29:35 Eastern Daylight Time

Printed: Friday, August 30, 2019 14:29:16 Eastern Daylight Time

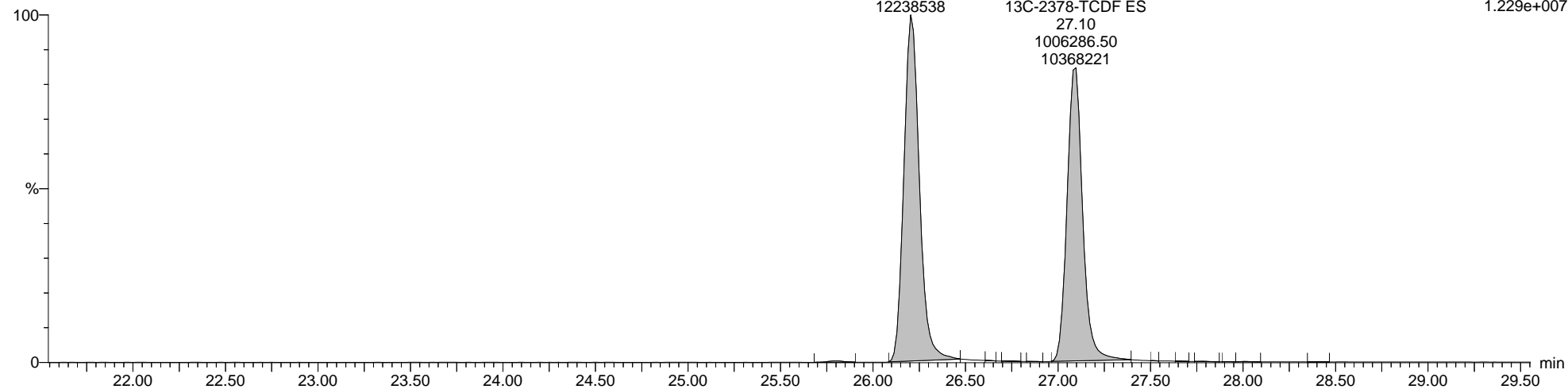
Name: 7-190724A07, Date: 24-Jul-2019, Time: 20:08:24, ID: H7-19-CCV-CS4-0017, Description: 1613B-CS4-011, Vial: Tray1:8

13C-2378-TCDF ES

7-190724A07 Smooth(SG,1x1)  
1613B-CS4-011 H7-19-CCV-CS4-0017



7-190724A07 Smooth(SG,1x1)  
1613B-CS4-011 H7-19-CCV-CS4-0017



Quantify Sample Report MassLynx MassLynx V4.1 SCN 901

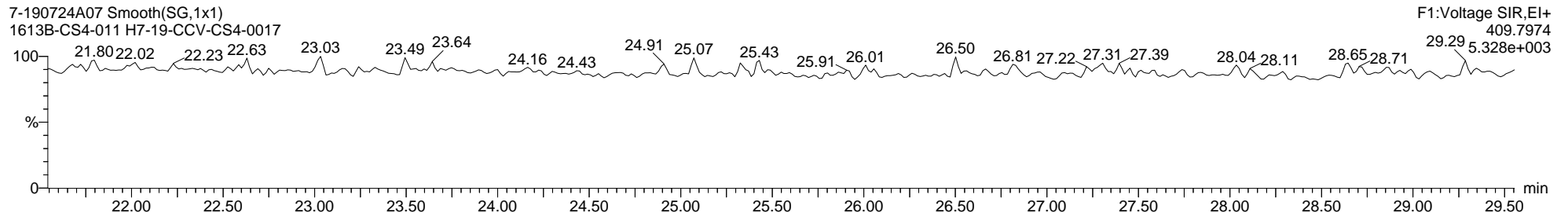
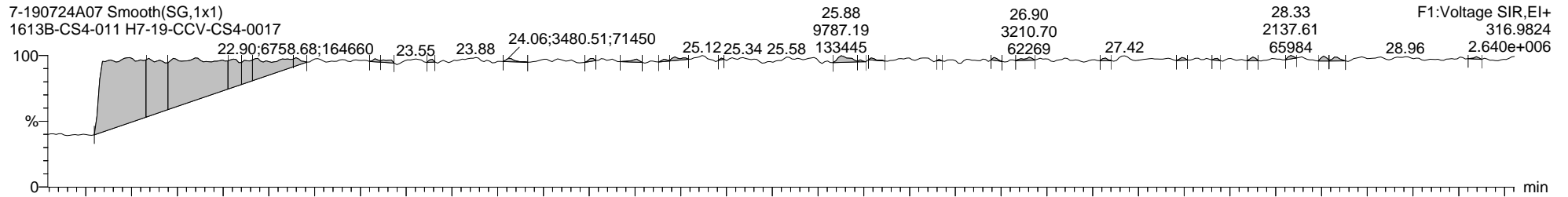
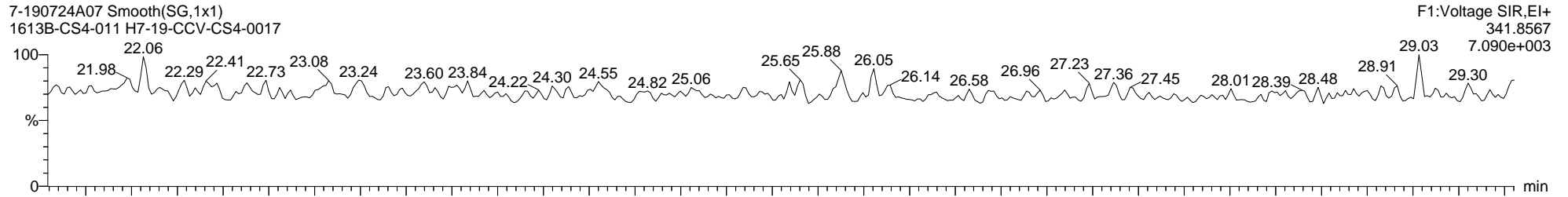
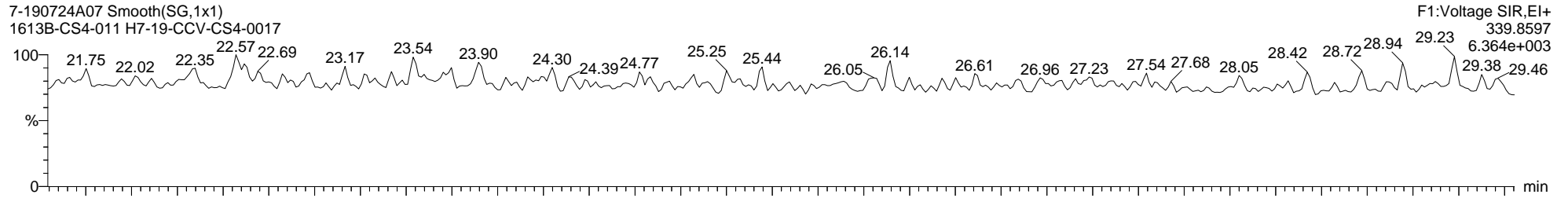
Dataset: C:\MassLynx\Dioxin.PRO\Result Files\7-190724A-ICAL\_M23.qld

Last Altered: Thursday, July 25, 2019 09:29:35 Eastern Daylight Time

Printed: Friday, August 30, 2019 14:29:16 Eastern Daylight Time

Name: 7-190724A07, Date: 24-Jul-2019, Time: 20:08:24, ID: H7-19-CCV-CS4-0017, Description: 1613B-CS4-011, Vial: Tray1:8

Total-PeCDF-F1



Quantify Sample Report MassLynx MassLynx V4.1 SCN 901

Dataset: C:\MassLynx\Dioxin.PRO\Result Files\7-190724A-ICAL\_M23.qld

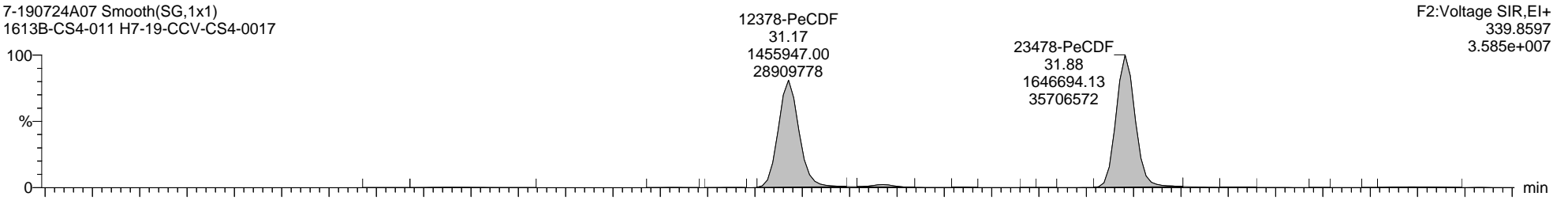
Last Altered: Thursday, July 25, 2019 09:29:35 Eastern Daylight Time

Printed: Friday, August 30, 2019 14:29:16 Eastern Daylight Time

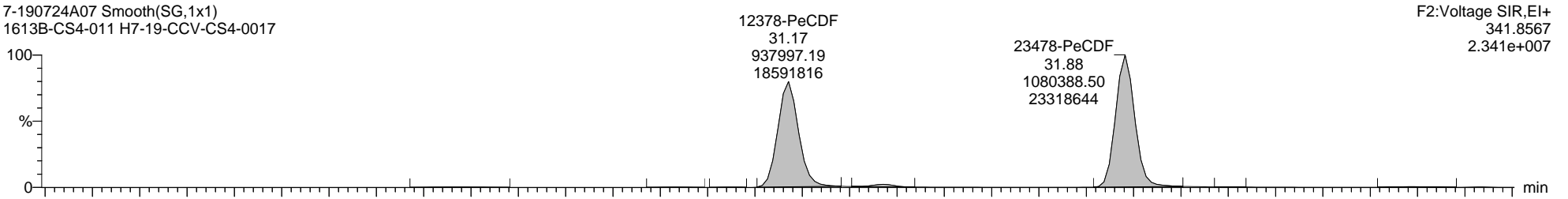
Name: 7-190724A07, Date: 24-Jul-2019, Time: 20:08:24, ID: H7-19-CCV-CS4-0017, Description: 1613B-CS4-011, Vial: Tray1:8

Total-Pentafurans

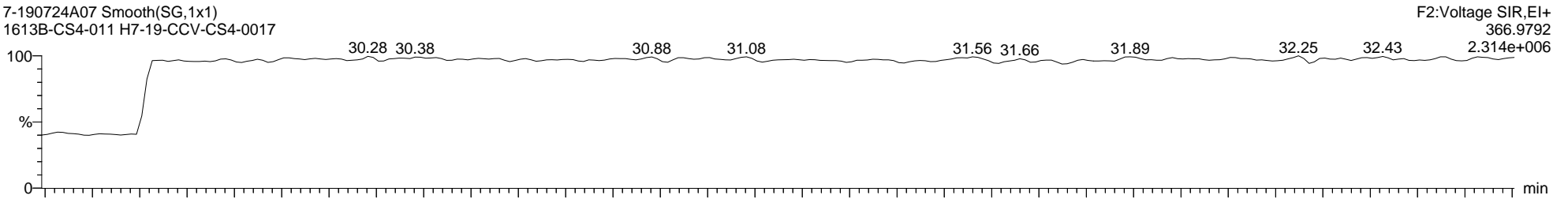
7-190724A07 Smooth(SG,1x1)  
1613B-CS4-011 H7-19-CCV-CS4-0017



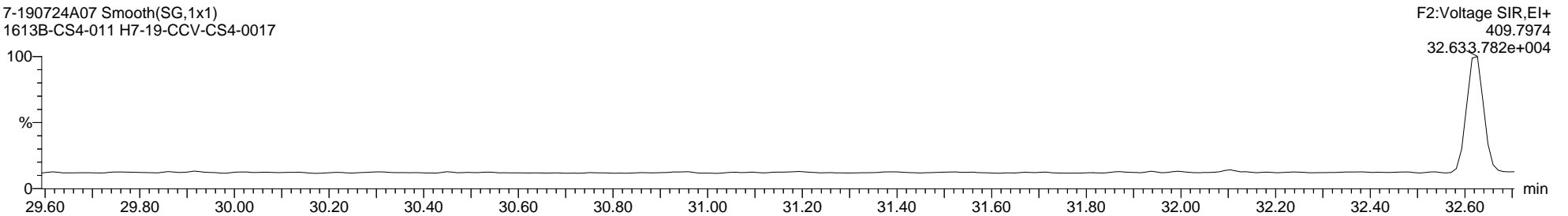
7-190724A07 Smooth(SG,1x1)  
1613B-CS4-011 H7-19-CCV-CS4-0017



7-190724A07 Smooth(SG,1x1)  
1613B-CS4-011 H7-19-CCV-CS4-0017



7-190724A07 Smooth(SG,1x1)  
1613B-CS4-011 H7-19-CCV-CS4-0017



Quantify Sample Report MassLynx MassLynx V4.1 SCN 901

Dataset: C:\MassLynx\Dioxin.PRO\Result Files\7-190724A-ICAL\_M23.qld

Last Altered: Thursday, July 25, 2019 09:29:35 Eastern Daylight Time

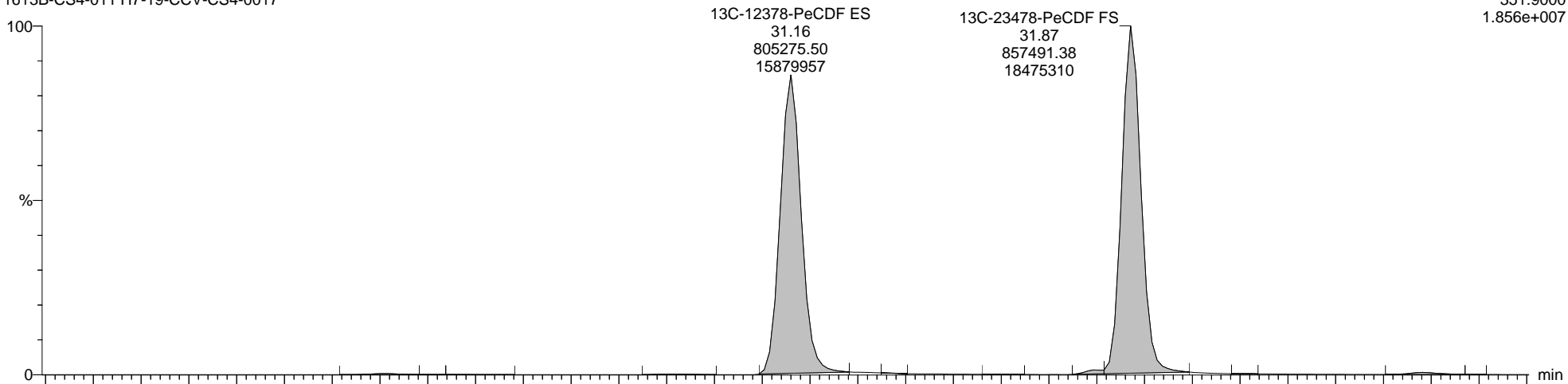
Printed: Friday, August 30, 2019 14:29:16 Eastern Daylight Time

Name: 7-190724A07, Date: 24-Jul-2019, Time: 20:08:24, ID: H7-19-CCV-CS4-0017, Description: 1613B-CS4-011, Vial: Tray1:8

13C-12378-PeCDF ES

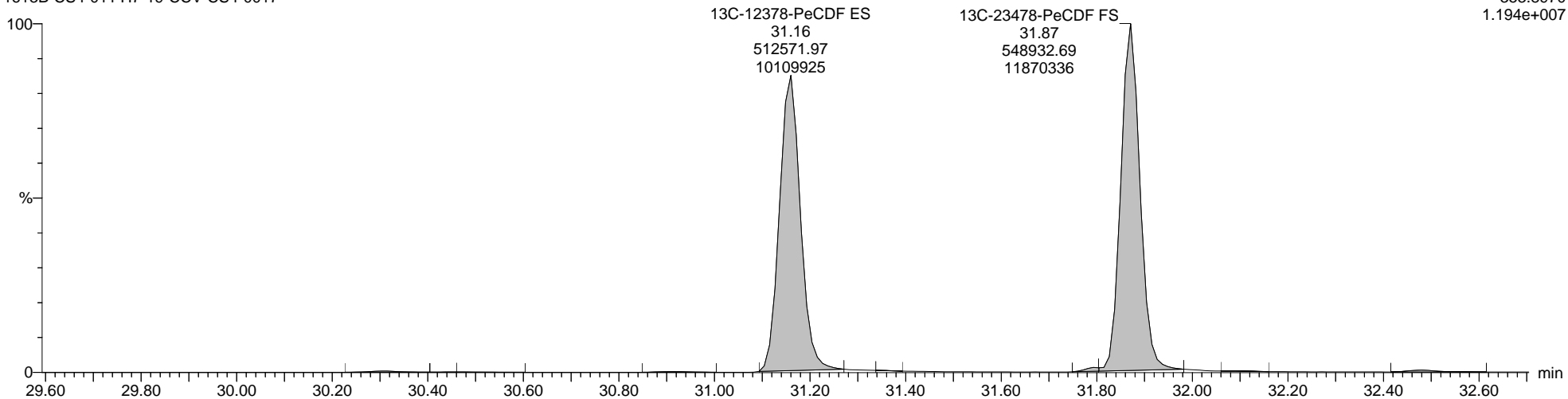
7-190724A07 Smooth(SG,1x1)  
1613B-CS4-011 H7-19-CCV-CS4-0017

F2:Voltage SIR,EI+  
351.9000  
1.856e+007



7-190724A07 Smooth(SG,1x1)  
1613B-CS4-011 H7-19-CCV-CS4-0017

F2:Voltage SIR,EI+  
353.8970  
1.194e+007



Quantify Sample Report MassLynx MassLynx V4.1 SCN 901

Dataset: C:\MassLynx\Dioxin.PRO\Result Files\7-190724A-ICAL\_M23.qld

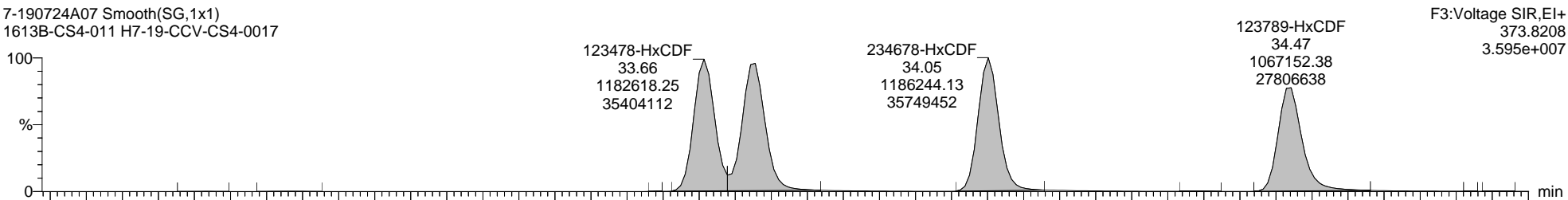
Last Altered: Thursday, July 25, 2019 09:29:35 Eastern Daylight Time

Printed: Friday, August 30, 2019 14:29:16 Eastern Daylight Time

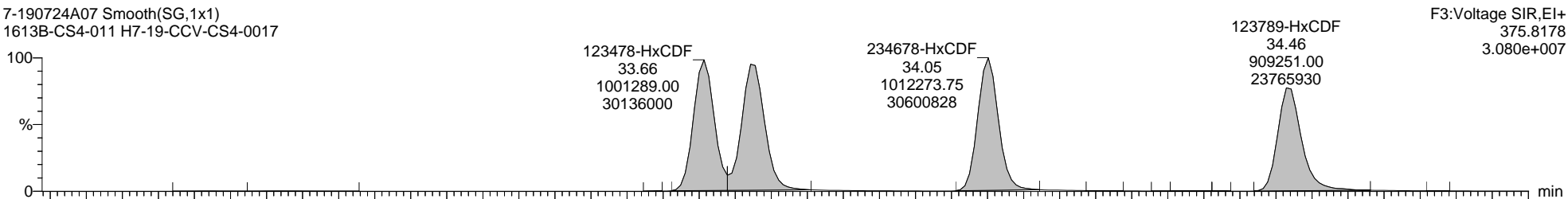
Name: 7-190724A07, Date: 24-Jul-2019, Time: 20:08:24, ID: H7-19-CCV-CS4-0017, Description: 1613B-CS4-011, Vial: Tray1:8

Total-Hexafurans

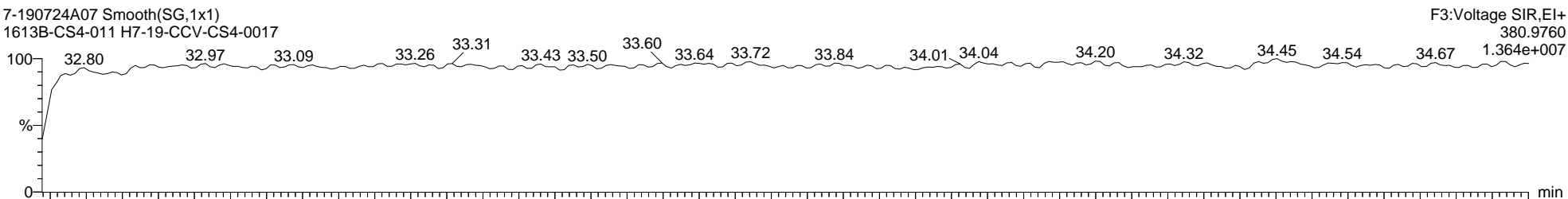
7-190724A07 Smooth(SG,1x1)  
1613B-CS4-011 H7-19-CCV-CS4-0017



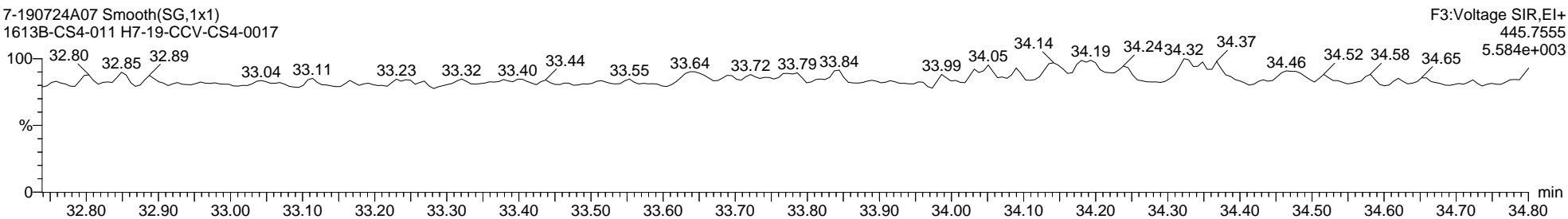
7-190724A07 Smooth(SG,1x1)  
1613B-CS4-011 H7-19-CCV-CS4-0017



7-190724A07 Smooth(SG,1x1)  
1613B-CS4-011 H7-19-CCV-CS4-0017



7-190724A07 Smooth(SG,1x1)  
1613B-CS4-011 H7-19-CCV-CS4-0017



Dataset: C:\MassLynx\Dioxin.PRO\Result Files\7-190724A-ICAL\_M23.qld

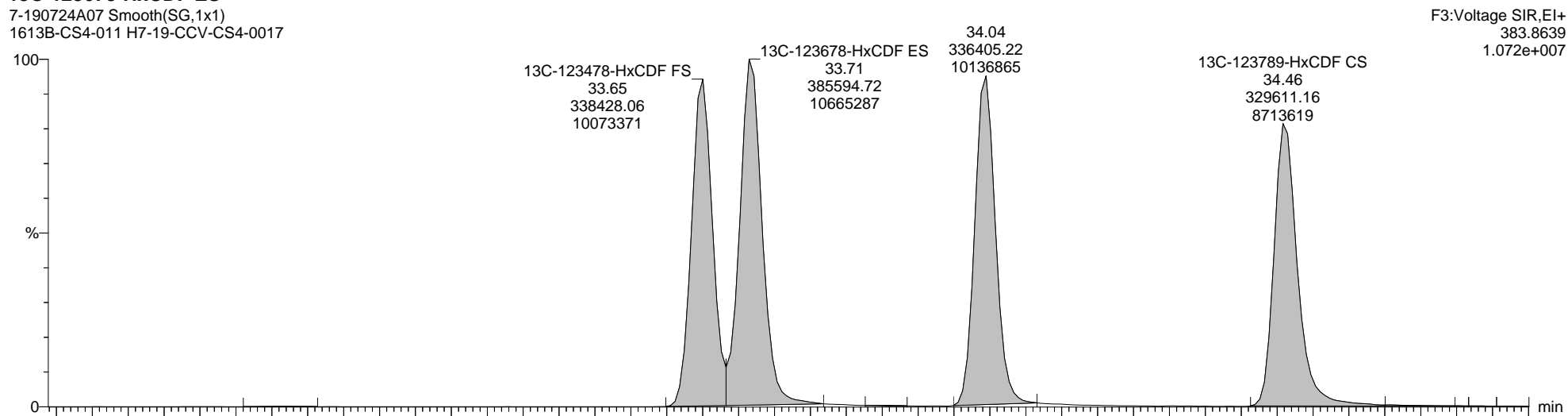
Last Altered: Thursday, July 25, 2019 09:29:35 Eastern Daylight Time

Printed: Friday, August 30, 2019 14:29:16 Eastern Daylight Time

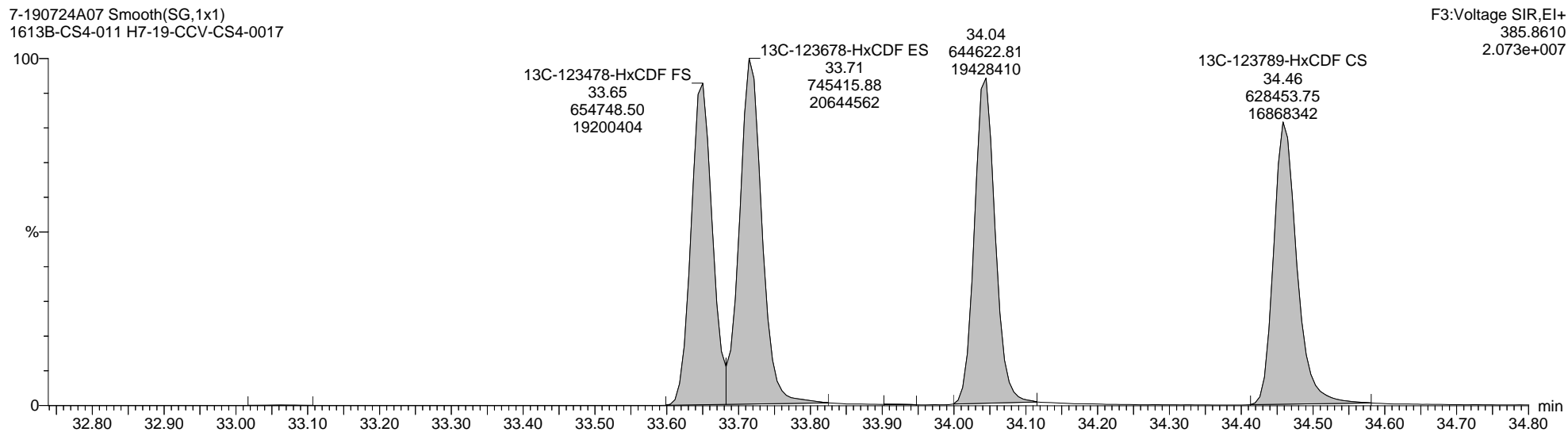
Name: 7-190724A07, Date: 24-Jul-2019, Time: 20:08:24, ID: H7-19-CCV-CS4-0017, Description: 1613B-CS4-011, Vial: Tray1:8

13C-123678-HxCDF ES

7-190724A07 Smooth(SG,1x1)  
1613B-CS4-011 H7-19-CCV-CS4-0017



7-190724A07 Smooth(SG,1x1)  
1613B-CS4-011 H7-19-CCV-CS4-0017



Quantify Sample Report MassLynx MassLynx V4.1 SCN 901

Dataset: C:\MassLynx\Dioxin.PRO\Result Files\7-190724A-ICAL\_M23.qld

Last Altered: Thursday, July 25, 2019 09:29:35 Eastern Daylight Time

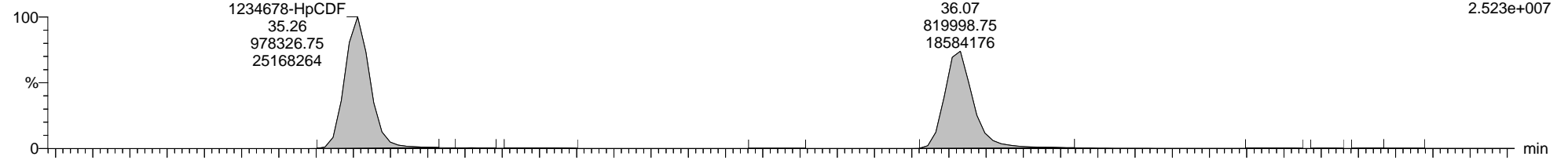
Printed: Friday, August 30, 2019 14:29:16 Eastern Daylight Time

Name: 7-190724A07, Date: 24-Jul-2019, Time: 20:08:24, ID: H7-19-CCV-CS4-0017, Description: 1613B-CS4-011, Vial: Tray1:8

Total-Heptafurans


7-190724A07 Smooth(SG,1x1)

1613B-CS4-011 H7-19-CCV-CS4-0017



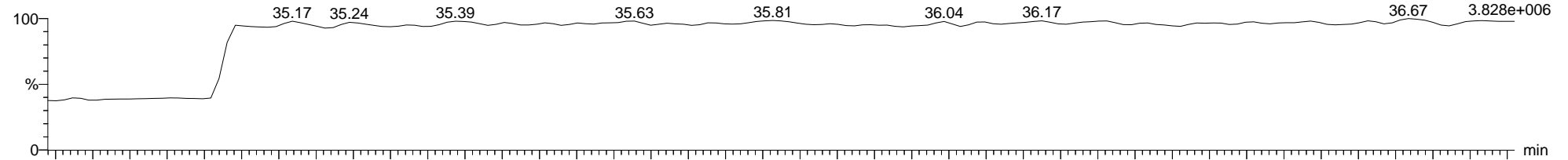
7-190724A07 Smooth(SG,1x1)

1613B-CS4-011 H7-19-CCV-CS4-0017



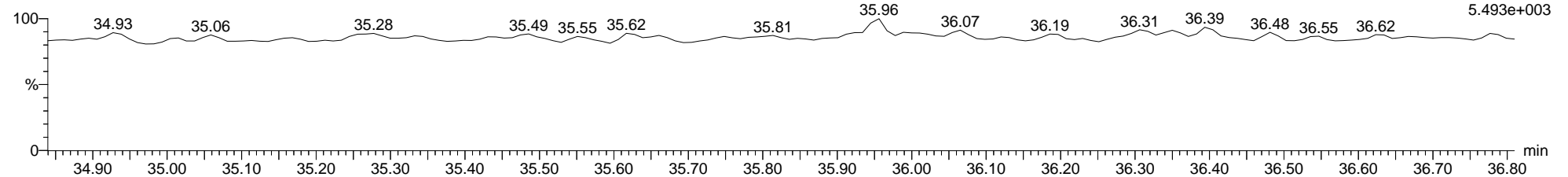
7-190724A07 Smooth(SG,1x1)

1613B-CS4-011 H7-19-CCV-CS4-0017



7-190724A07 Smooth(SG,1x1)

1613B-CS4-011 H7-19-CCV-CS4-0017



Quantify Sample Report MassLynx MassLynx V4.1 SCN 901

Dataset: C:\MassLynx\Dioxin.PRO\Result Files\7-190724A-ICAL\_M23.qld

Last Altered: Thursday, July 25, 2019 09:29:35 Eastern Daylight Time

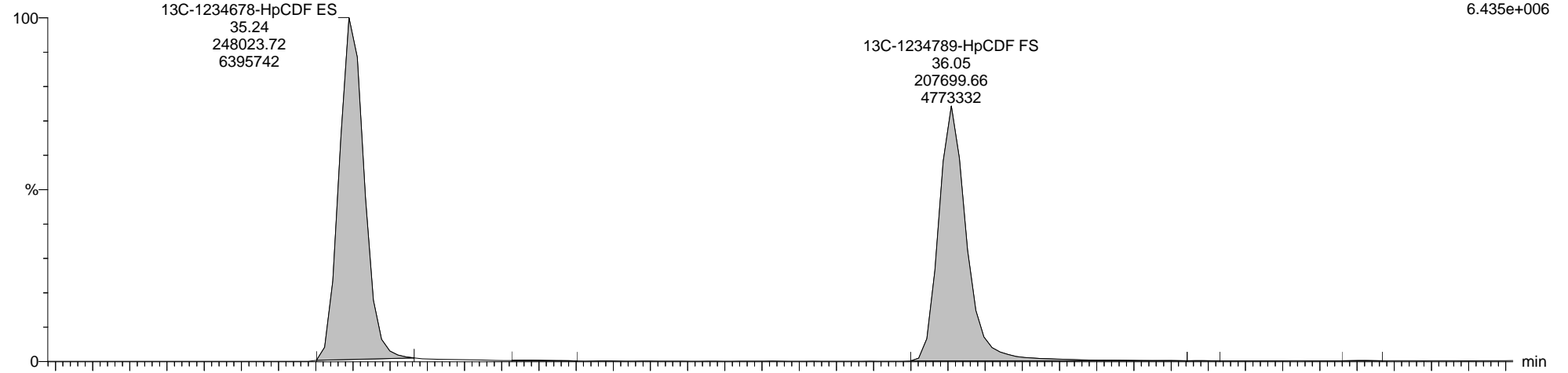
Printed: Friday, August 30, 2019 14:29:16 Eastern Daylight Time

Name: 7-190724A07, Date: 24-Jul-2019, Time: 20:08:24, ID: H7-19-CCV-CS4-0017, Description: 1613B-CS4-011, Vial: Tray1:8

13C-1234678-HpCDF ES

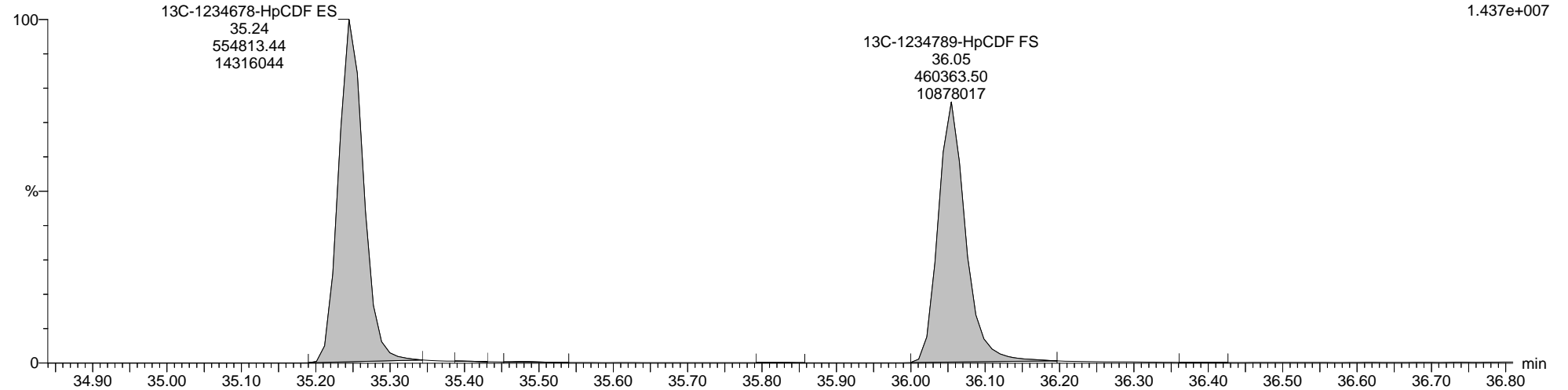
7-190724A07 Smooth(SG,1x1)  
1613B-CS4-011 H7-19-CCV-CS4-0017

F4:Voltage SIR,EI+  
417.8253  
6.435e+006



7-190724A07 Smooth(SG,1x1)  
1613B-CS4-011 H7-19-CCV-CS4-0017

F4:Voltage SIR,EI+  
419.8220  
1.437e+007





Quantify Sample Report MassLynx MassLynx V4.1 SCN 901

Dataset: C:\MassLynx\Dioxin.PRO\Result Files\7-190724A-ICAL\_M23.qld

Last Altered: Thursday, July 25, 2019 09:29:35 Eastern Daylight Time

Printed: Friday, August 30, 2019 14:29:16 Eastern Daylight Time

Name: 7-190724A07, Date: 24-Jul-2019, Time: 20:08:24, ID: H7-19-CCV-CS4-0017, Description: 1613B-CS4-011, Vial: Tray1:8

Totals-OCDF

7-190724A07 Smooth(SG,1x1)

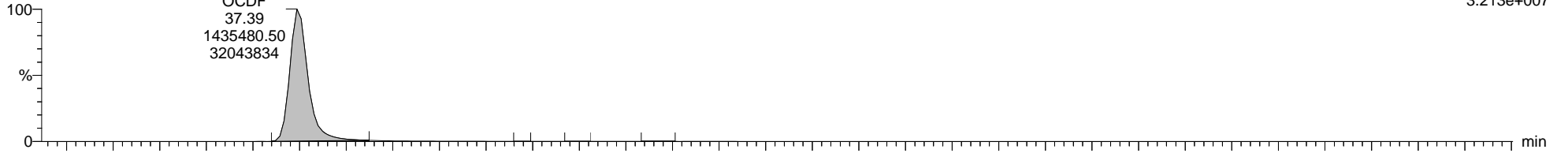
1613B-CS4-011 H7-19-CCV-CS4-0017

OCDF  
37.39  
1435480.50  
32043834

F5:Voltage SIR,EI+

441.7428

3.213e+007



7-190724A07 Smooth(SG,1x1)


1613B-CS4-011 H7-19-CCV-CS4-0017

OCDF  
37.39  
1614702.13  
36303328

F5:Voltage SIR,EI+

443.7398

3.641e+007



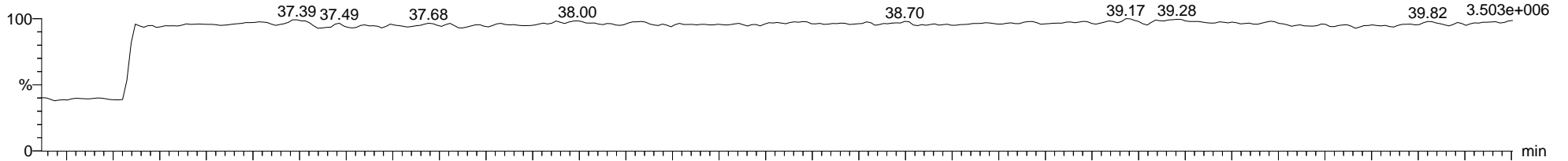
7-190724A07 Smooth(SG,1x1)

1613B-CS4-011 H7-19-CCV-CS4-0017

37.39 37.49 37.68 38.00 38.70 39.17 39.28 39.82 3.503e+006

F5:Voltage SIR,EI+

454.9728



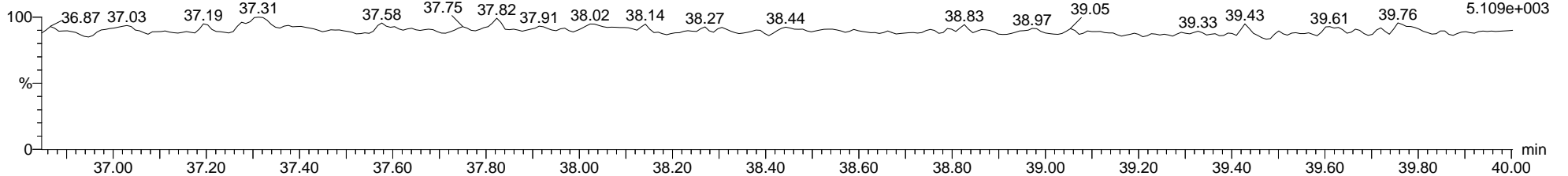
7-190724A07 Smooth(SG,1x1)

1613B-CS4-011 H7-19-CCV-CS4-0017

36.87 37.03 37.19 37.31 37.58 37.75 37.82 37.91 38.02 38.14 38.27 38.44 38.83 38.97 39.05 39.33 39.43 39.61 39.76 5.109e+003

F5:Voltage SIR,EI+

513.6775



Dataset: C:\MassLynx\Dioxin.PRO\Result Files\7-190724A-ICAL\_M23.qld

Last Altered: Thursday, July 25, 2019 09:29:35 Eastern Daylight Time

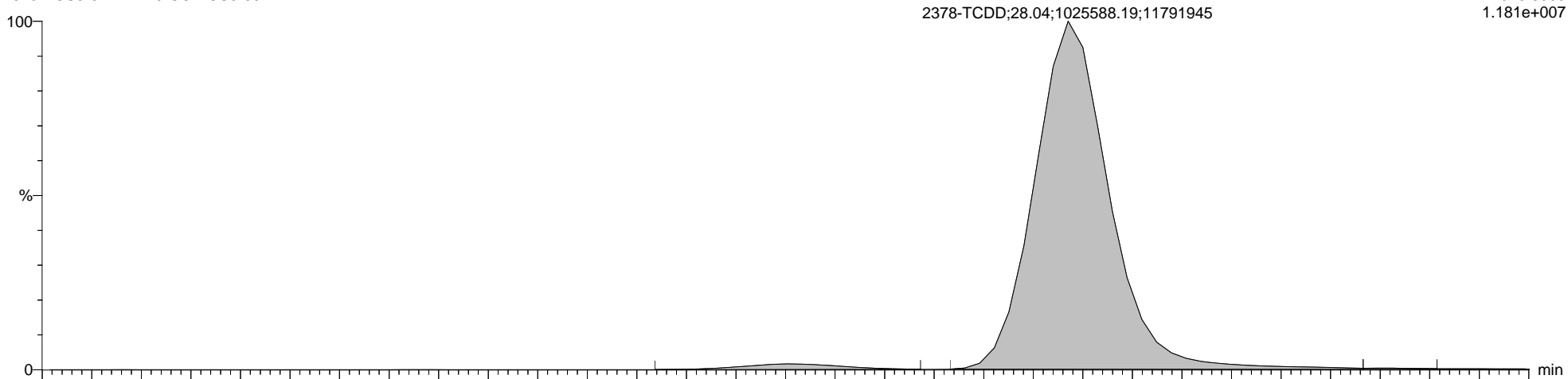
Printed: Friday, August 30, 2019 14:29:16 Eastern Daylight Time

Name: 7-190724A06, Date: 24-Jul-2019, Time: 19:26:19, ID: H7-19-CCV-CS5-0017, Description: 1613B-CS5-011, Vial: Tray1:7

2378-TCDD

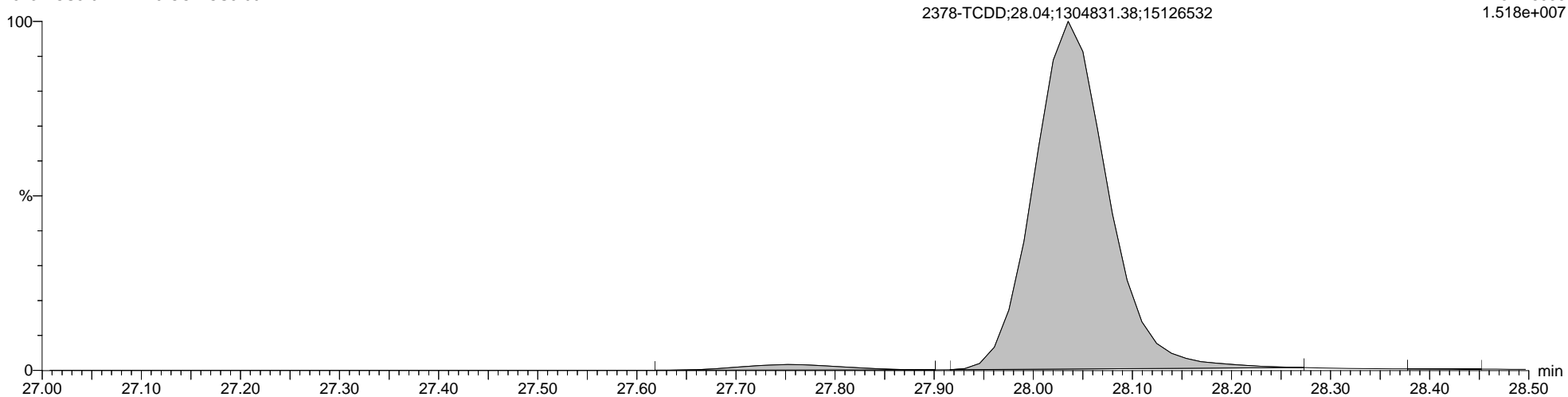
7-190724A06 Smooth(SG,1x1)  
1613B-CS5-011 H7-19-CCV-CS5-0017

F1:Voltage SIR,EI+  
319.8965  
1.181e+007



7-190724A06 Smooth(SG,1x1)  
1613B-CS5-011 H7-19-CCV-CS5-0017

F1:Voltage SIR,EI+  
321.8936  
1.518e+007



Quantify Sample Report MassLynx MassLynx V4.1 SCN 901

Dataset: C:\MassLynx\Dioxin.PRO\Result Files\7-190724A-ICAL\_M23.qld

Last Altered: Thursday, July 25, 2019 09:29:35 Eastern Daylight Time


Printed: Friday, August 30, 2019 14:29:16 Eastern Daylight Time

Name: 7-190724A06, Date: 24-Jul-2019, Time: 19:26:19, ID: H7-19-CCV-CS5-0017, Description: 1613B-CS5-011, Vial: Tray1:7

Total-Tetradoxins


7-190724A06 Smooth(SG,1x1)  
1613B-CS5-011 H7-19-CCV-CS5-0017

F1:Voltage SIR,EI+  
319.8965  
1.181e+007



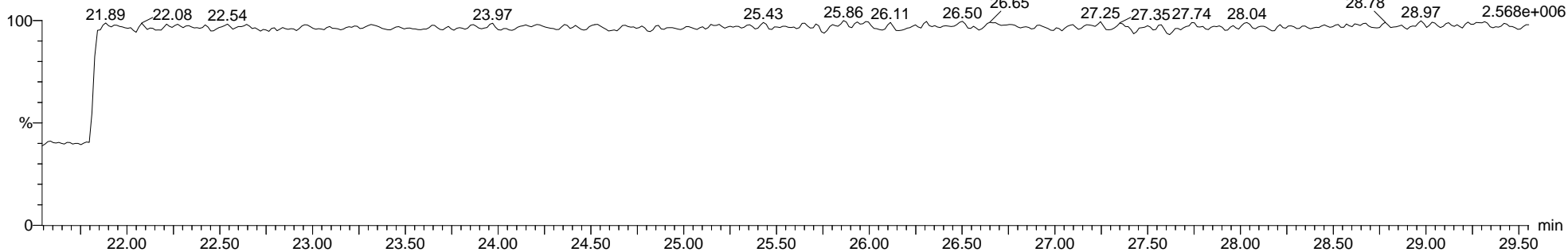
7-190724A06 Smooth(SG,1x1)  
1613B-CS5-011 H7-19-CCV-CS5-0017

F1:Voltage SIR,EI+  
321.8936  
1.518e+007



7-190724A06 Smooth(SG,1x1)  
1613B-CS5-011 H7-19-CCV-CS5-0017

F1:Voltage SIR,EI+  
316.9824  
2.568e+006



Dataset: C:\MassLynx\Dioxin.PRO\Result Files\7-190724A-ICAL\_M23.qld


Last Altered: Thursday, July 25, 2019 09:29:35 Eastern Daylight Time

Printed: Friday, August 30, 2019 14:29:16 Eastern Daylight Time

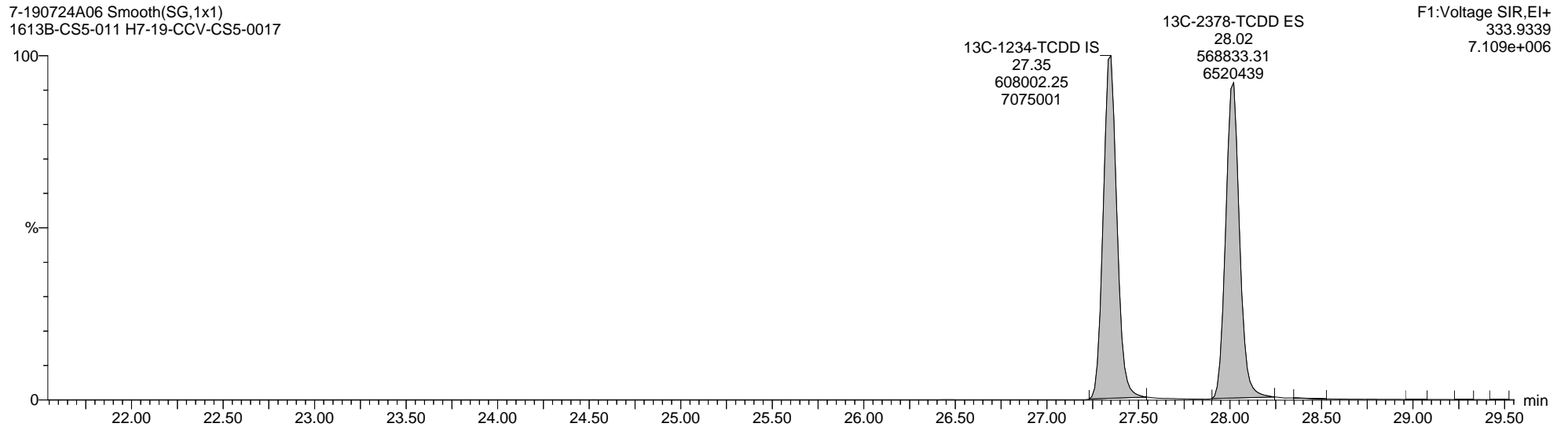
Name: 7-190724A06, Date: 24-Jul-2019, Time: 19:26:19, ID: H7-19-CCV-CS5-0017, Description: 1613B-CS5-011, Vial: Tray1:7

13C-2378-TCDD ES

7-190724A06 Smooth(SG,1x1)  
1613B-CS5-011 H7-19-CCV-CS5-0017



7-190724A06 Smooth(SG,1x1)  
1613B-CS5-011 H7-19-CCV-CS5-0017



Quantify Sample Report MassLynx MassLynx V4.1 SCN 901

Dataset: C:\MassLynx\Dioxin.PRO\Result Files\7-190724A-ICAL\_M23.qld

Last Altered: Thursday, July 25, 2019 09:29:35 Eastern Daylight Time


Printed: Friday, August 30, 2019 14:29:16 Eastern Daylight Time

Name: 7-190724A06, Date: 24-Jul-2019, Time: 19:26:19, ID: H7-19-CCV-CS5-0017, Description: 1613B-CS5-011, Vial: Tray1:7

Totals-37Cl-2378-TCDD

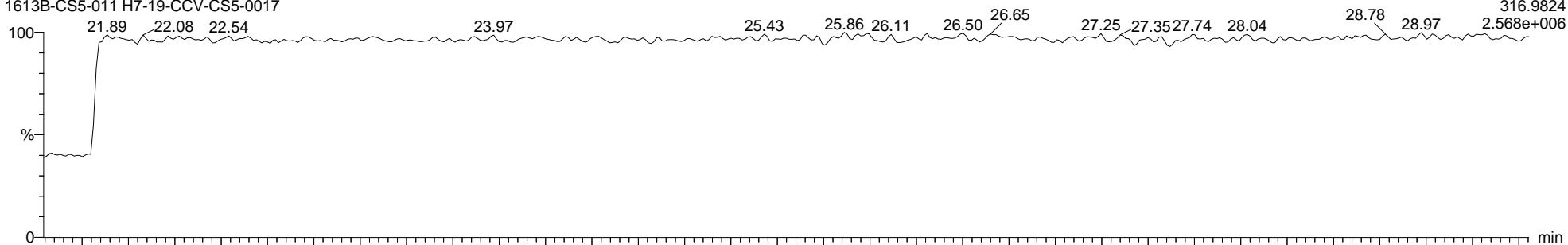
7-190724A06 Smooth(SG,1x1)  
1613B-CS5-011 H7-19-CCV-CS5-0017

F1:Voltage SIR,EI+  
327.8847  
2.986e+007



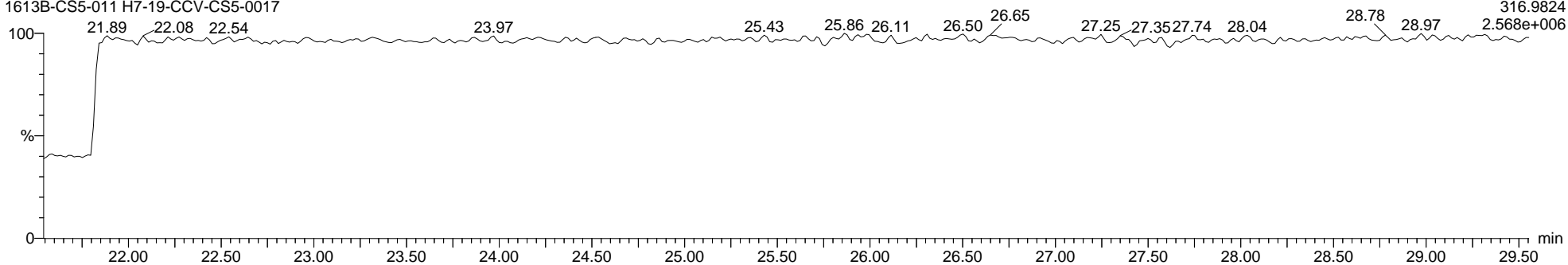
7-190724A06 Smooth(SG,1x1)  
1613B-CS5-011 H7-19-CCV-CS5-0017

F1:Voltage SIR,EI+  
316.9824  
2.568e+006



7-190724A06 Smooth(SG,1x1)  
1613B-CS5-011 H7-19-CCV-CS5-0017

F1:Voltage SIR,EI+  
316.9824  
2.568e+006



Quantify Sample Report MassLynx MassLynx V4.1 SCN 901

Dataset: C:\MassLynx\Dioxin.PRO\Result Files\7-190724A-ICAL\_M23.qld

Last Altered: Thursday, July 25, 2019 09:29:35 Eastern Daylight Time


Printed: Friday, August 30, 2019 14:29:16 Eastern Daylight Time

Name: 7-190724A06, Date: 24-Jul-2019, Time: 19:26:19, ID: H7-19-CCV-CS5-0017, Description: 1613B-CS5-011, Vial: Tray1:7

Total-Pentadioxins


7-190724A06 Smooth(SG,1x1)  
1613B-CS5-011 H7-19-CCV-CS5-0017

F2:Voltage SIR,EI+  
355.8546  
1.235e+008



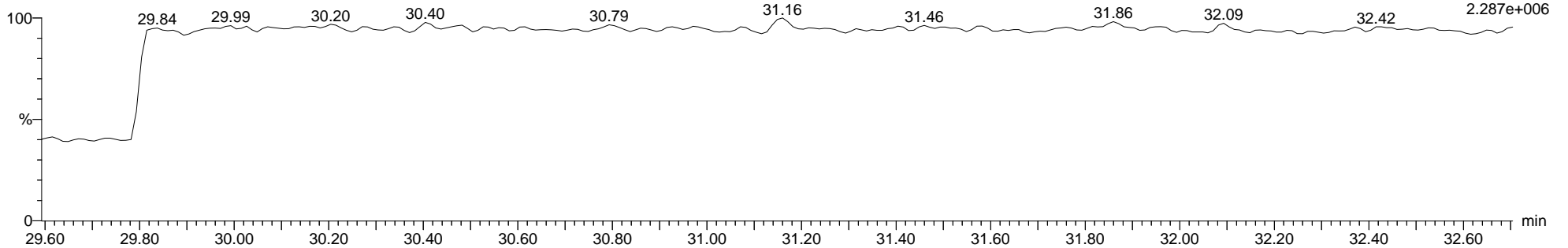
7-190724A06 Smooth(SG,1x1)  
1613B-CS5-011 H7-19-CCV-CS5-0017

F2:Voltage SIR,EI+  
353.8576  
7.649e+007



7-190724A06 Smooth(SG,1x1)  
1613B-CS5-011 H7-19-CCV-CS5-0017

F2:Voltage SIR,EI+  
366.9792  
2.287e+006



Quantify Sample Report MassLynx MassLynx V4.1 SCN 901

Dataset: C:\MassLynx\Dioxin.PRO\Result Files\7-190724A-ICAL\_M23.qld

Last Altered: Thursday, July 25, 2019 09:29:35 Eastern Daylight Time

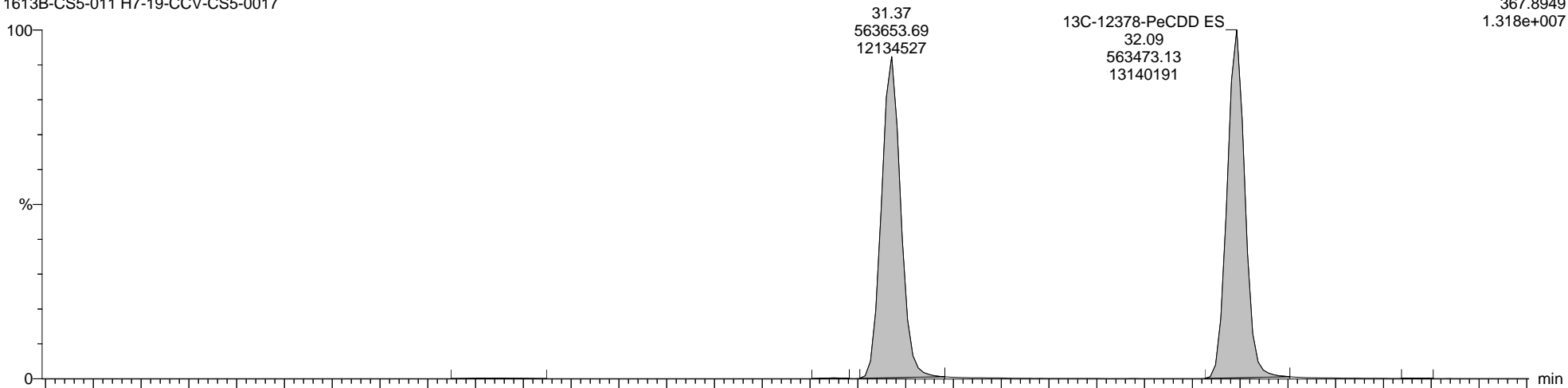
Printed: Friday, August 30, 2019 14:29:16 Eastern Daylight Time

Name: 7-190724A06, Date: 24-Jul-2019, Time: 19:26:19, ID: H7-19-CCV-CS5-0017, Description: 1613B-CS5-011, Vial: Tray1:7

13C-12378-PeCDD ES

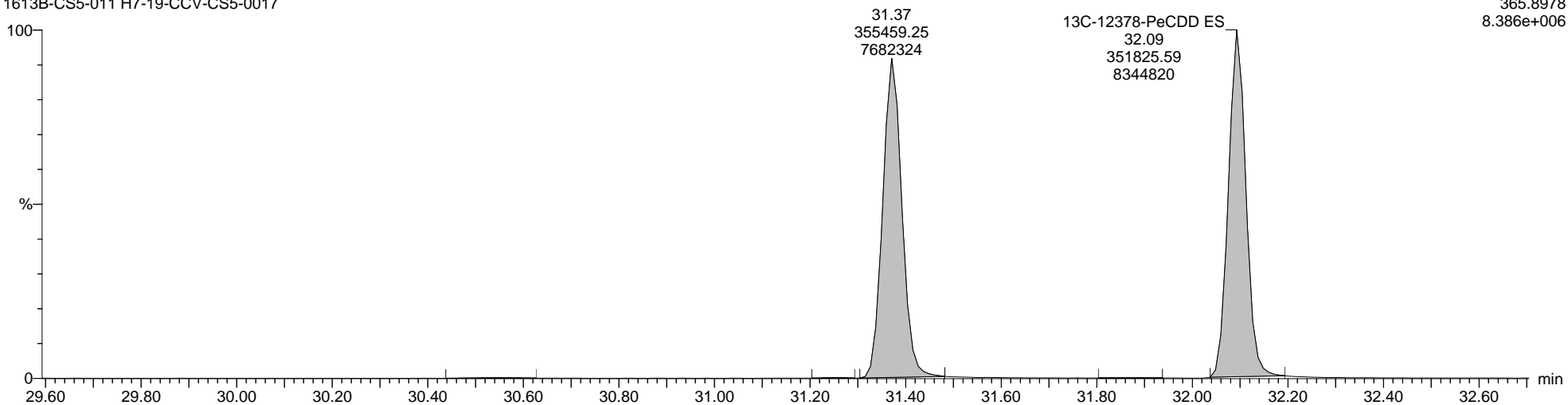
7-190724A06 Smooth(SG,1x1)  
1613B-CS5-011 H7-19-CCV-CS5-0017

F2:Voltage SIR,EI+  
367.8949  
1.318e+007



7-190724A06 Smooth(SG,1x1)  
1613B-CS5-011 H7-19-CCV-CS5-0017

F2:Voltage SIR,EI+  
365.8978  
8.386e+006



Quantify Sample Report MassLynx MassLynx V4.1 SCN 901

Dataset: C:\MassLynx\Dioxin.PRO\Result Files\7-190724A-ICAL\_M23.qld

Last Altered: Thursday, July 25, 2019 09:29:35 Eastern Daylight Time


Printed: Friday, August 30, 2019 14:29:16 Eastern Daylight Time

Name: 7-190724A06, Date: 24-Jul-2019, Time: 19:26:19, ID: H7-19-CCV-CS5-0017, Description: 1613B-CS5-011, Vial: Tray1:7

Total-Hexadioxins


7-190724A06 Smooth(SG,1x1)  
1613B-CS5-011 H7-19-CCV-CS5-0017

F3:Voltage SIR,EI+  
389.8157  
1.583e+008



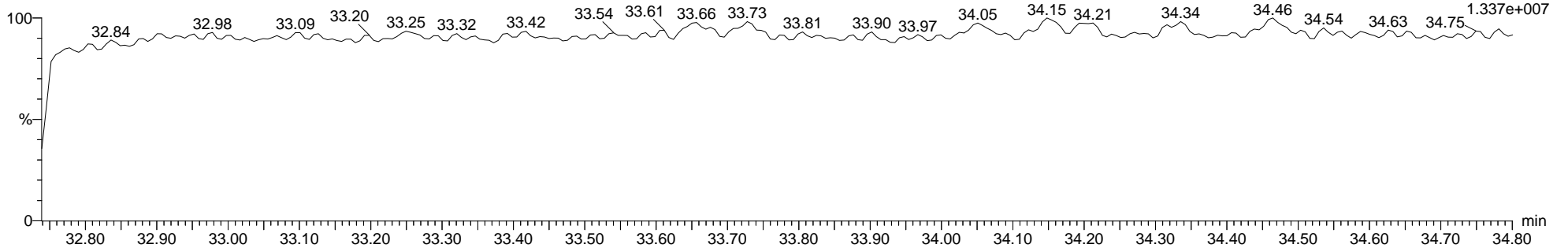
7-190724A06 Smooth(SG,1x1)  
1613B-CS5-011 H7-19-CCV-CS5-0017

F3:Voltage SIR,EI+  
391.8127  
1.289e+008



7-190724A06 Smooth(SG,1x1)  
1613B-CS5-011 H7-19-CCV-CS5-0017

F3:Voltage SIR,EI+  
380.9760  
1.337e+007





Quantify Sample Report MassLynx MassLynx V4.1 SCN 901

Dataset: C:\MassLynx\Dioxin.PRO\Result Files\7-190724A-ICAL\_M23.qld

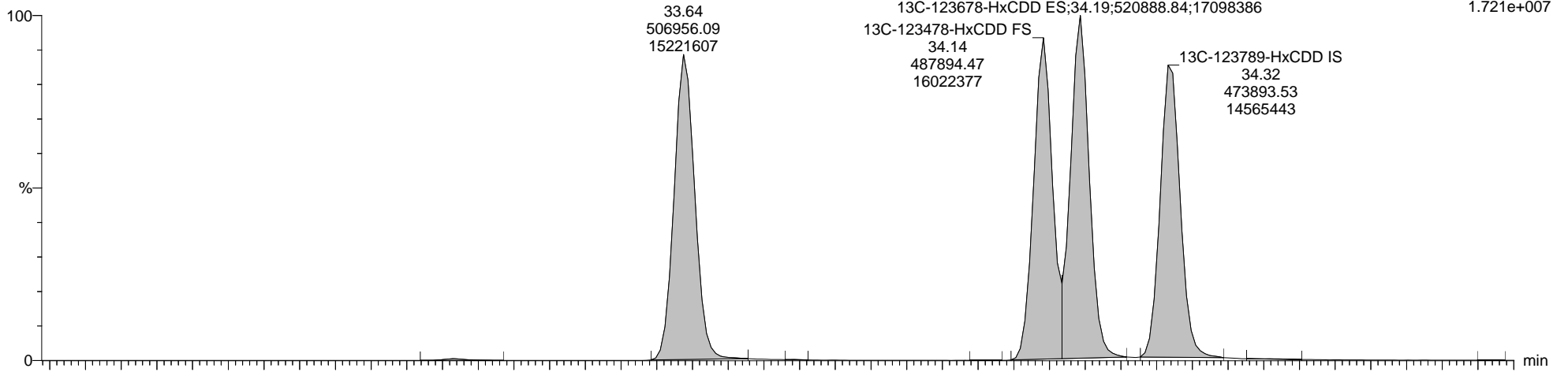
Last Altered: Thursday, July 25, 2019 09:29:35 Eastern Daylight Time  
Printed: Friday, August 30, 2019 14:29:16 Eastern Daylight Time

Name: 7-190724A06, Date: 24-Jul-2019, Time: 19:26:19, ID: H7-19-CCV-CS5-0017, Description: 1613B-CS5-011, Vial: Tray1:7

13C-123678-HxCDD ES

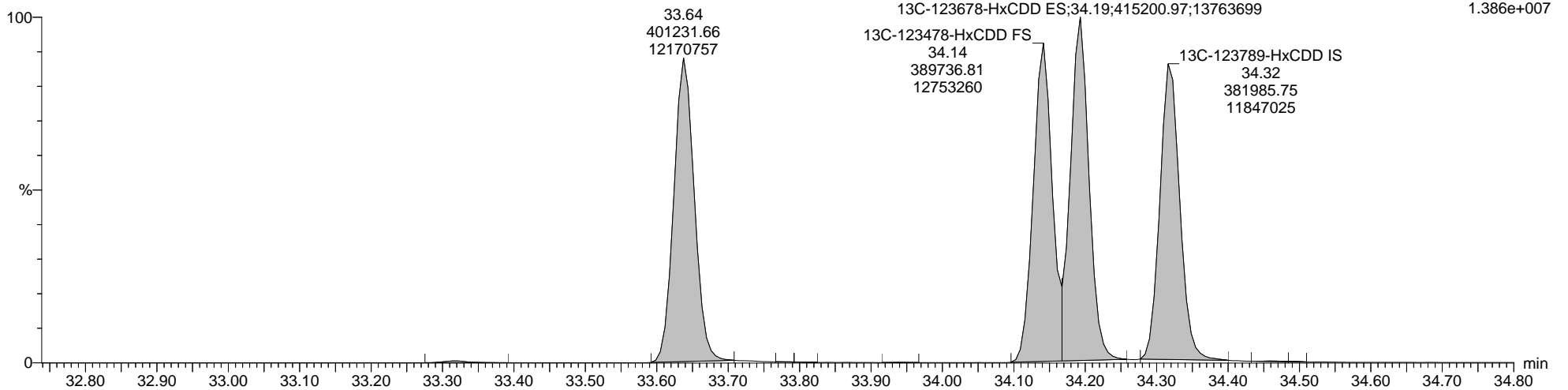
7-190724A06 Smooth(SG,1x1)  
1613B-CS5-011 H7-19-CCV-CS5-0017

F3:Voltage SIR,EI+  
401.8559  
1.721e+007



7-190724A06 Smooth(SG,1x1)  
1613B-CS5-011 H7-19-CCV-CS5-0017

F3:Voltage SIR,EI+  
403.8530  
1.386e+007



Quantify Sample Report MassLynx MassLynx V4.1 SCN 901

Dataset: C:\MassLynx\Dioxin.PRO\Result Files\7-190724A-ICAL\_M23.qld

Last Altered: Thursday, July 25, 2019 09:29:35 Eastern Daylight Time

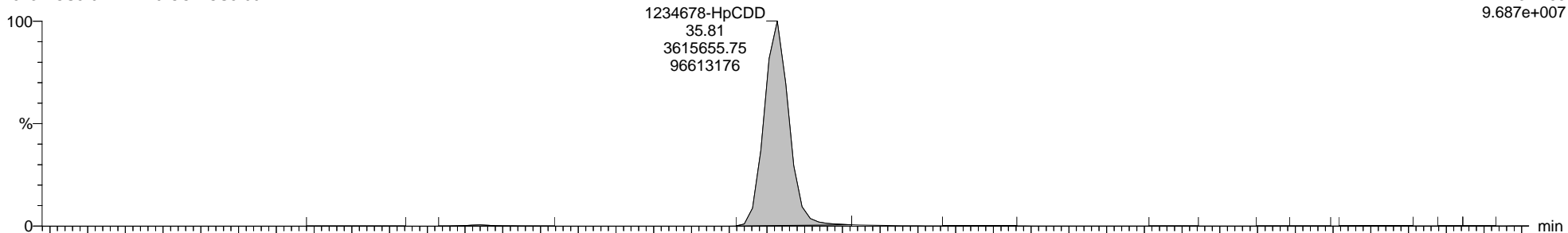
Printed: Friday, August 30, 2019 14:29:16 Eastern Daylight Time

Name: 7-190724A06, Date: 24-Jul-2019, Time: 19:26:19, ID: H7-19-CCV-CS5-0017, Description: 1613B-CS5-011, Vial: Tray1:7

Total-Heptadioxins

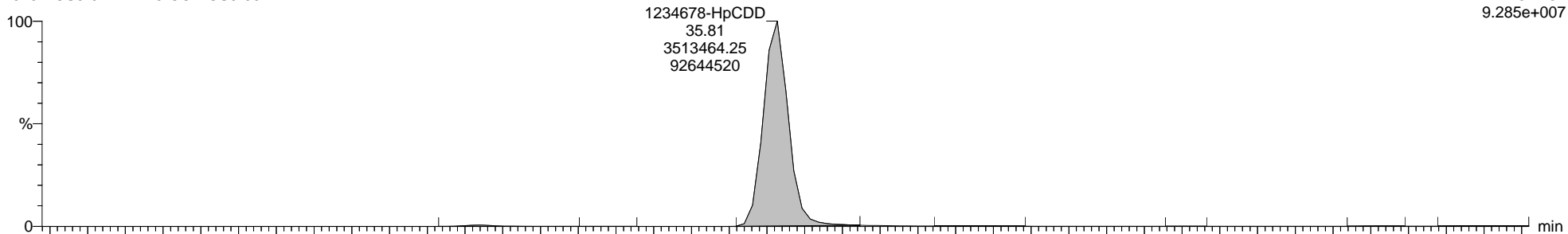
7-190724A06 Smooth(SG,1x1)  
1613B-CS5-011 H7-19-CCV-CS5-0017

F4:Voltage SIR,EI+  
423.7766  
9.687e+007



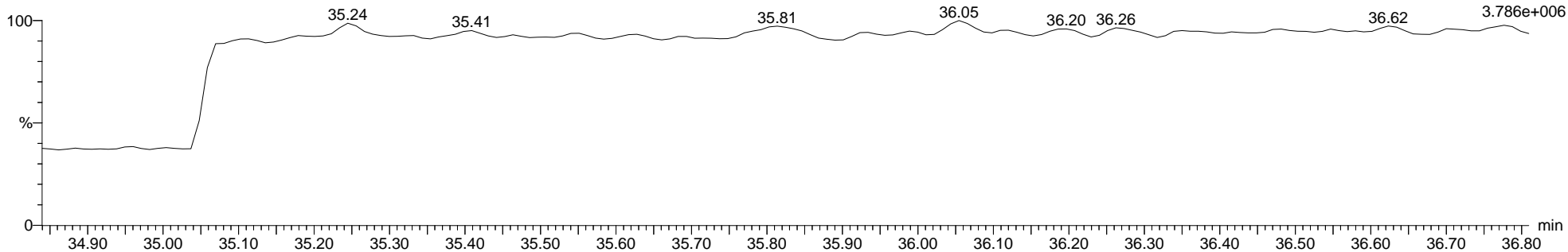
7-190724A06 Smooth(SG,1x1)  
1613B-CS5-011 H7-19-CCV-CS5-0017

F4:Voltage SIR,EI+  
425.7737  
9.285e+007



7-190724A06 Smooth(SG,1x1)  
1613B-CS5-011 H7-19-CCV-CS5-0017

F4:Voltage SIR,EI+  
454.9728  
3.786e+006



Quantify Sample Report MassLynx MassLynx V4.1 SCN 901

Dataset: C:\MassLynx\Dioxin.PRO\Result Files\7-190724A-ICAL\_M23.qld

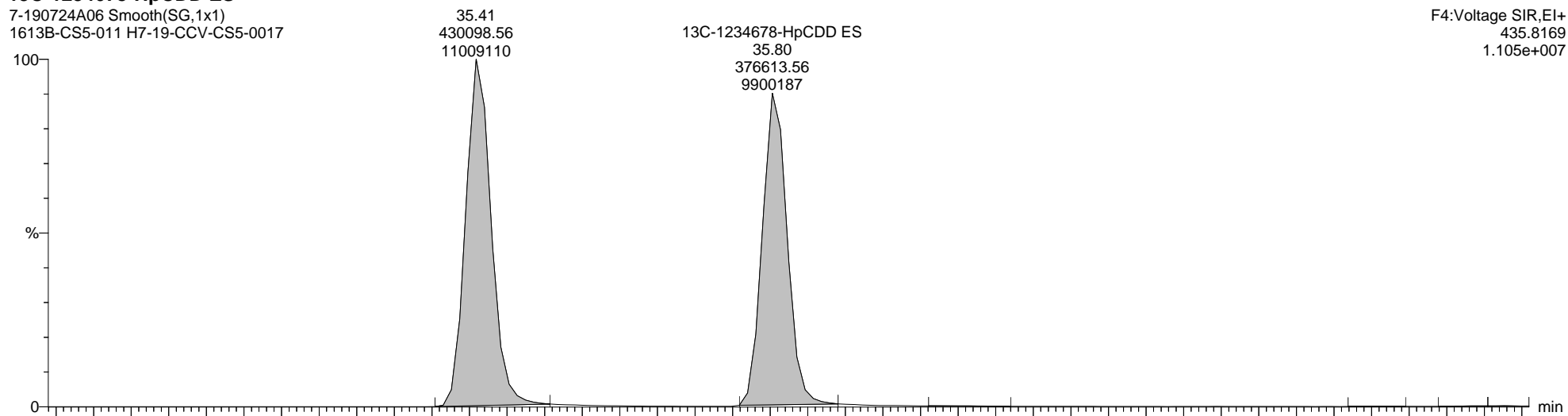
Last Altered: Thursday, July 25, 2019 09:29:35 Eastern Daylight Time

Printed: Friday, August 30, 2019 14:29:16 Eastern Daylight Time

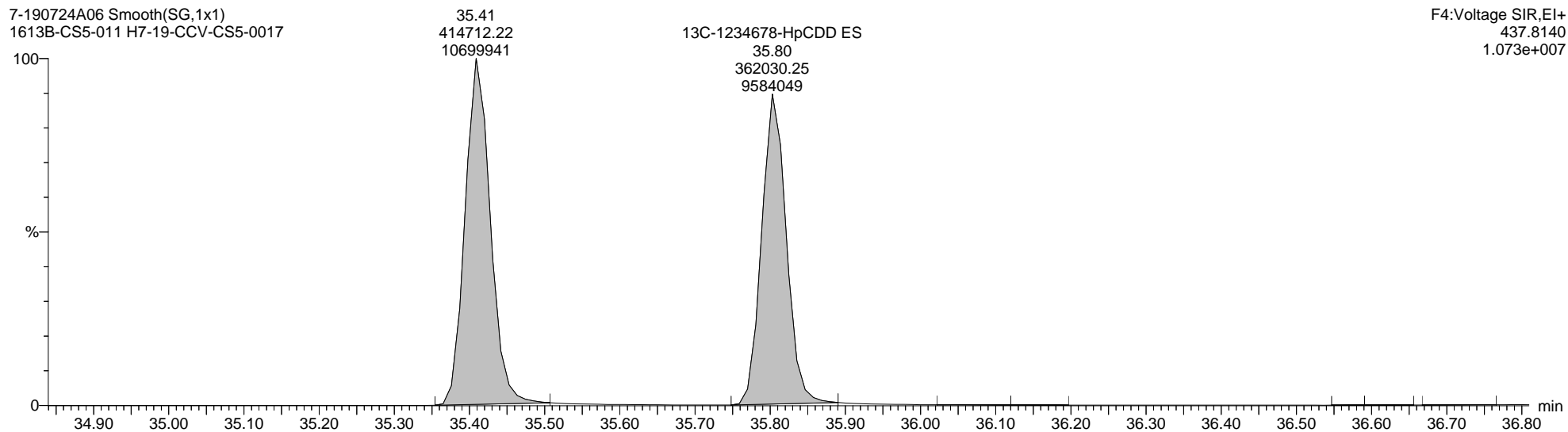
Name: 7-190724A06, Date: 24-Jul-2019, Time: 19:26:19, ID: H7-19-CCV-CS5-0017, Description: 1613B-CS5-011, Vial: Tray1:7

13C-1234678-HpCDD ES

7-190724A06 Smooth(SG,1x1)  
1613B-CS5-011 H7-19-CCV-CS5-0017



7-190724A06 Smooth(SG,1x1)  
1613B-CS5-011 H7-19-CCV-CS5-0017



Quantify Sample Report MassLynx MassLynx V4.1 SCN 901

Dataset: C:\MassLynx\Dioxin.PRO\Result Files\7-190724A-ICAL\_M23.qld

Last Altered: Thursday, July 25, 2019 09:29:35 Eastern Daylight Time


Printed: Friday, August 30, 2019 14:29:16 Eastern Daylight Time

Name: 7-190724A06, Date: 24-Jul-2019, Time: 19:26:19, ID: H7-19-CCV-CS5-0017, Description: 1613B-CS5-011, Vial: Tray1:7

Total-OCDD


7-190724A06 Smooth(SG,1x1)  
1613B-CS5-011 H7-19-CCV-CS5-0017

F5:Voltage SIR,EI+  
457.7377  
1.586e+008



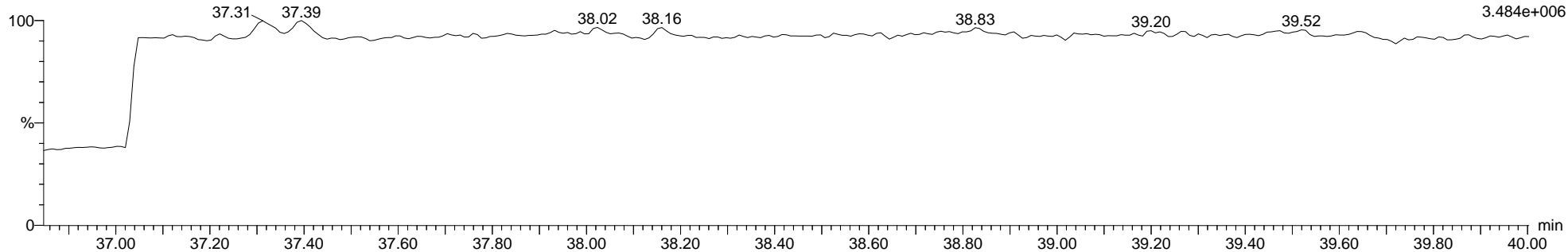
7-190724A06 Smooth(SG,1x1)  
1613B-CS5-011 H7-19-CCV-CS5-0017

F5:Voltage SIR,EI+  
459.7348  
1.784e+008



7-190724A06 Smooth(SG,1x1)  
1613B-CS5-011 H7-19-CCV-CS5-0017

F5:Voltage SIR,EI+  
454.9728  
3.484e+006



Dataset: C:\MassLynx\Dioxin.PRO\Result Files\7-190724A-ICAL\_M23.qld

Last Altered: Thursday, July 25, 2019 09:29:35 Eastern Daylight Time


Printed: Friday, August 30, 2019 14:29:16 Eastern Daylight Time

Name: 7-190724A06, Date: 24-Jul-2019, Time: 19:26:19, ID: H7-19-CCV-CS5-0017, Description: 1613B-CS5-011, Vial: Tray1:7

13C-OCDD ES

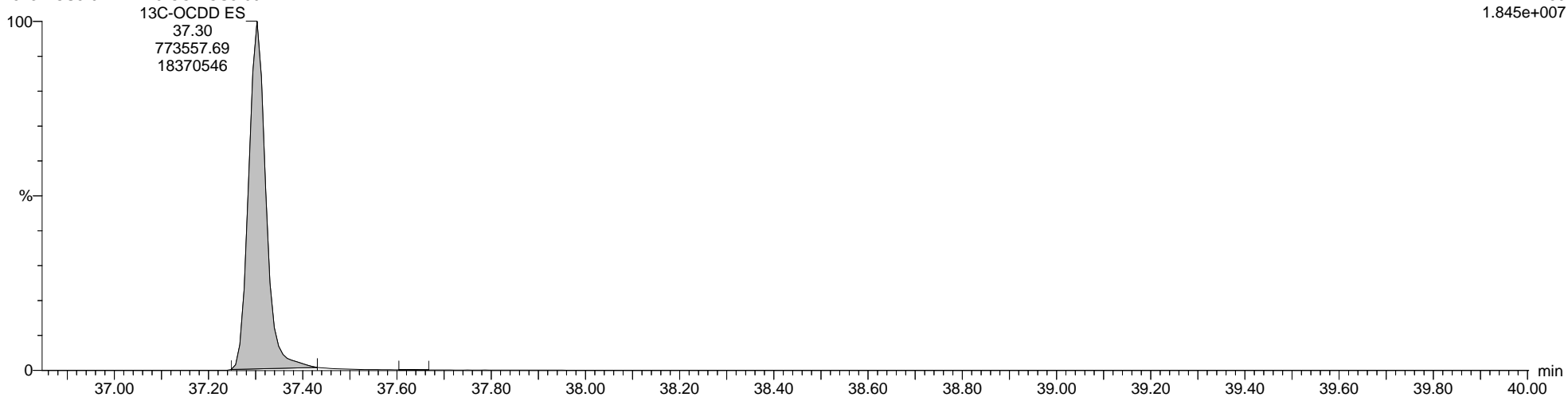
7-190724A06 Smooth(SG,1x1)  
1613B-CS5-011 H7-19-CCV-CS5-0017

F5:Voltage SIR,EI+  
469.7779  
1.656e+007



7-190724A06 Smooth(SG,1x1)  
1613B-CS5-011 H7-19-CCV-CS5-0017

F5:Voltage SIR,EI+  
471.7750  
1.845e+007



Quantify Sample Report MassLynx MassLynx V4.1 SCN 901

Dataset: C:\MassLynx\Dioxin.PRO\Result Files\7-190724A-ICAL\_M23.qld

Last Altered: Thursday, July 25, 2019 09:29:35 Eastern Daylight Time

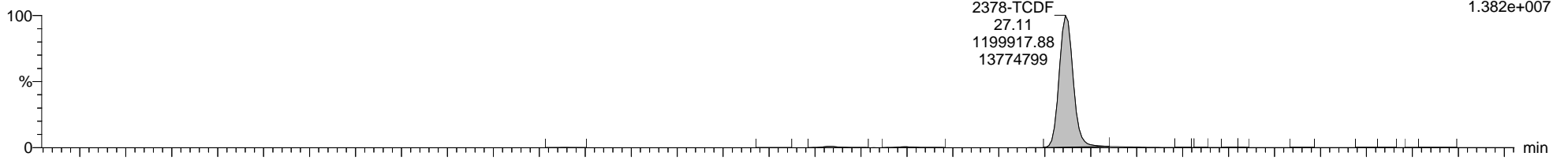
Printed: Friday, August 30, 2019 14:29:16 Eastern Daylight Time

Name: 7-190724A06, Date: 24-Jul-2019, Time: 19:26:19, ID: H7-19-CCV-CS5-0017, Description: 1613B-CS5-011, Vial: Tray1:7

Total-Tetrafurans

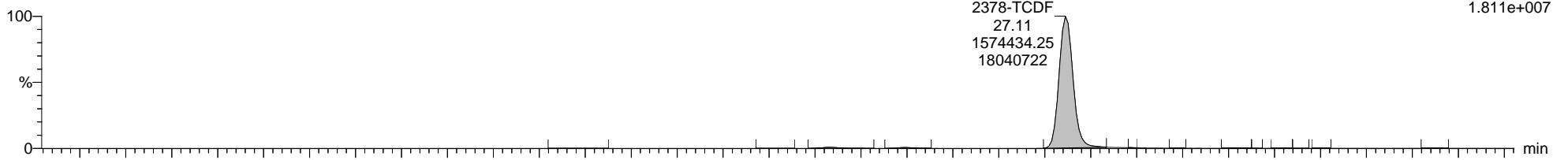
7-190724A06 Smooth(SG,1x1)  
1613B-CS5-011 H7-19-CCV-CS5-0017

F1:Voltage SIR,EI+  
303.9016  
1.382e+007



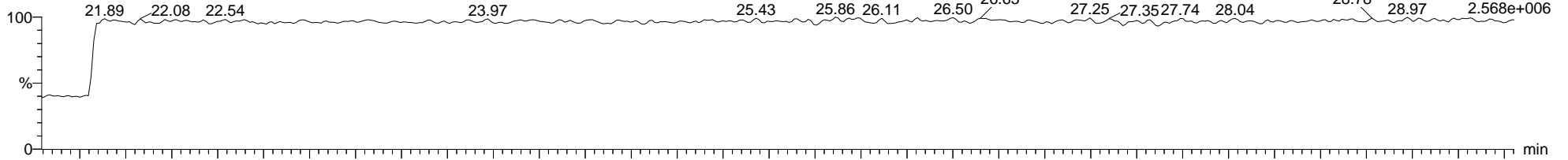
7-190724A06 Smooth(SG,1x1)  
1613B-CS5-011 H7-19-CCV-CS5-0017

F1:Voltage SIR,EI+  
305.8987  
1.811e+007



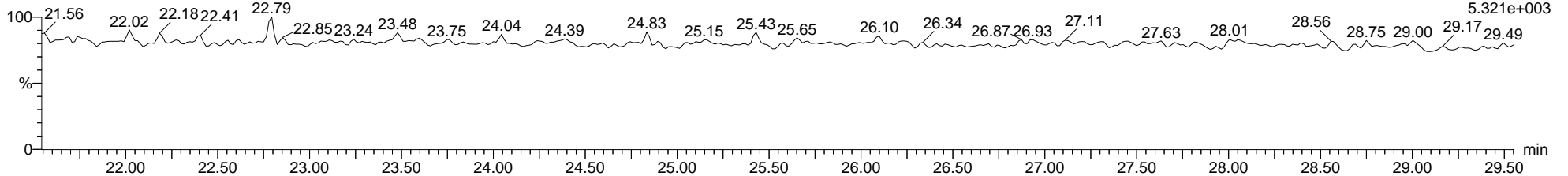
7-190724A06 Smooth(SG,1x1)  
1613B-CS5-011 H7-19-CCV-CS5-0017

F1:Voltage SIR,EI+  
316.9824  
2.568e+006



7-190724A06 Smooth(SG,1x1)  
1613B-CS5-011 H7-19-CCV-CS5-0017

F1:Voltage SIR,EI+  
375.8364  
5.321e+003



Dataset: C:\MassLynx\Dioxin.PRO\Result Files\7-190724A-ICAL\_M23.qld

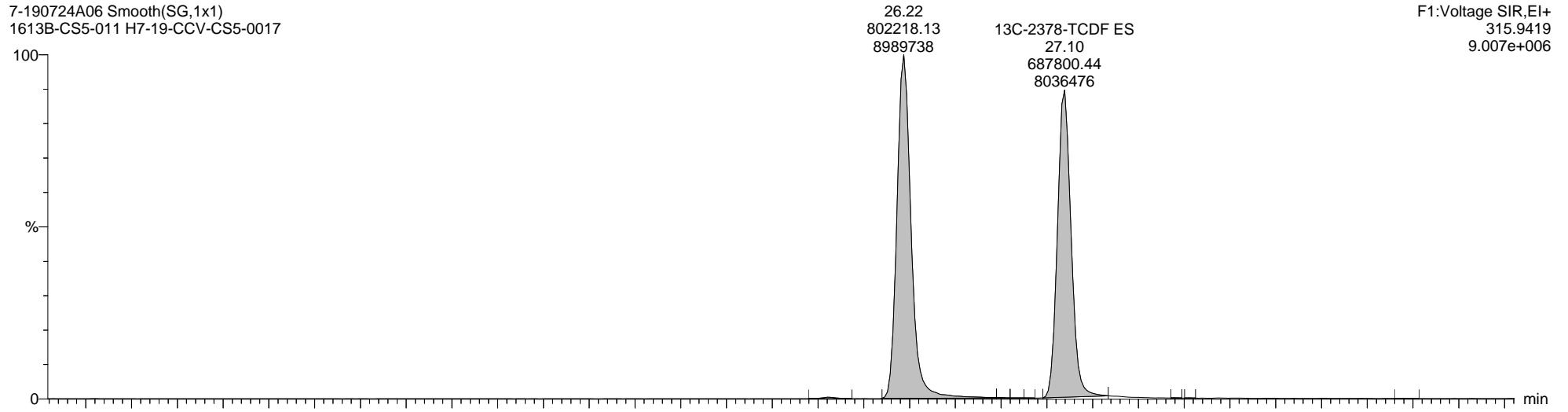
Last Altered: Thursday, July 25, 2019 09:29:35 Eastern Daylight Time

Printed: Friday, August 30, 2019 14:29:16 Eastern Daylight Time

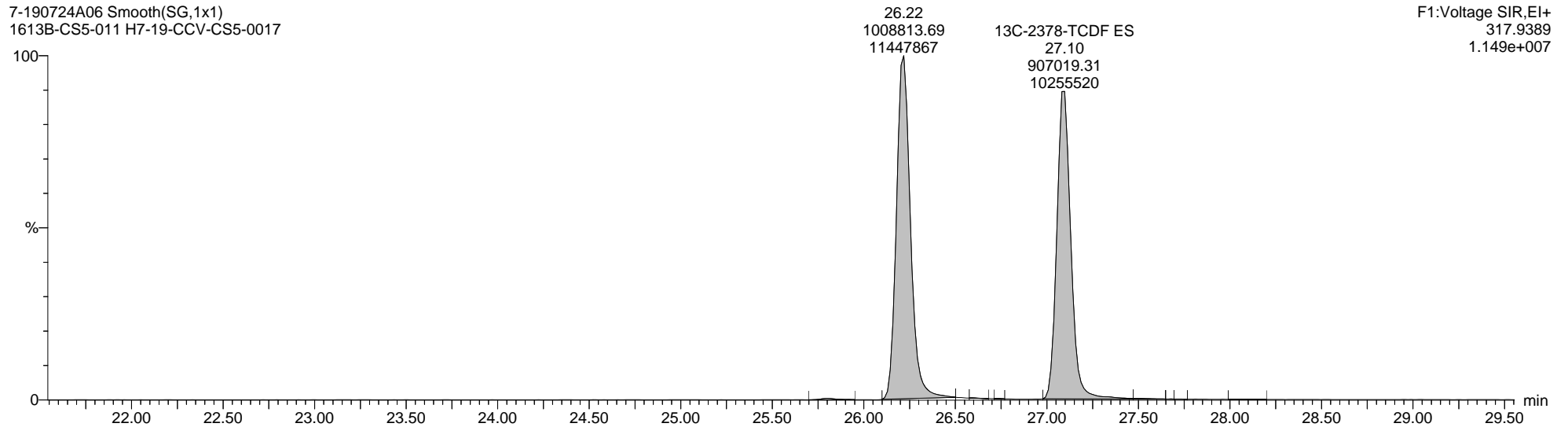
Name: 7-190724A06, Date: 24-Jul-2019, Time: 19:26:19, ID: H7-19-CCV-CS5-0017, Description: 1613B-CS5-011, Vial: Tray1:7

13C-2378-TCDF ES

7-190724A06 Smooth(SG,1x1)  
1613B-CS5-011 H7-19-CCV-CS5-0017



7-190724A06 Smooth(SG,1x1)  
1613B-CS5-011 H7-19-CCV-CS5-0017



Quantify Sample Report MassLynx MassLynx V4.1 SCN 901

Dataset: C:\MassLynx\Dioxin.PRO\Result Files\7-190724A-ICAL\_M23.qld

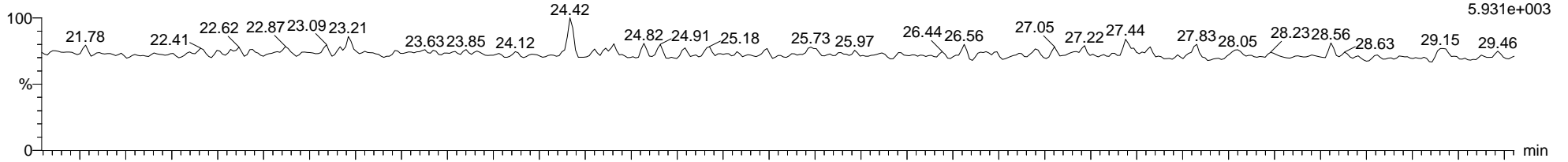
Last Altered: Thursday, July 25, 2019 09:29:35 Eastern Daylight Time  
Printed: Friday, August 30, 2019 14:29:16 Eastern Daylight Time

Name: 7-190724A06, Date: 24-Jul-2019, Time: 19:26:19, ID: H7-19-CCV-CS5-0017, Description: 1613B-CS5-011, Vial: Tray1:7

Total-PeCDF-F1

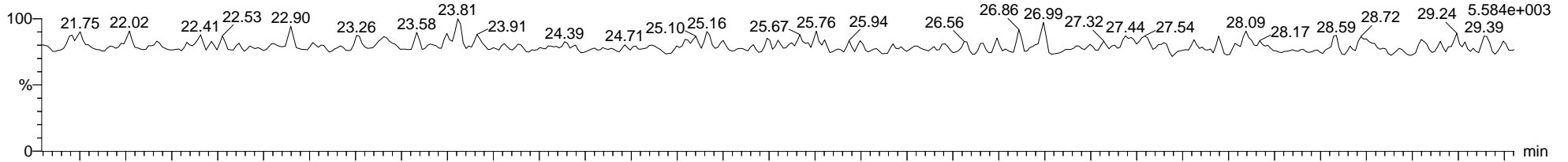
7-190724A06 Smooth(SG,1x1)  
1613B-CS5-011 H7-19-CCV-CS5-0017

F1:Voltage SIR,EI+  
339.8597  
5.931e+003



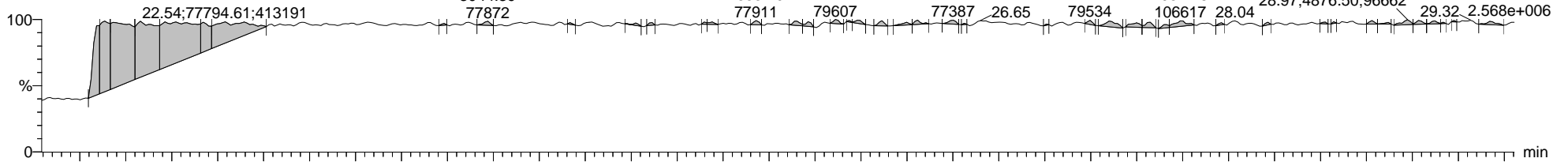
7-190724A06 Smooth(SG,1x1)  
1613B-CS5-011 H7-19-CCV-CS5-0017

F1:Voltage SIR,EI+  
341.8567  
5.584e+003



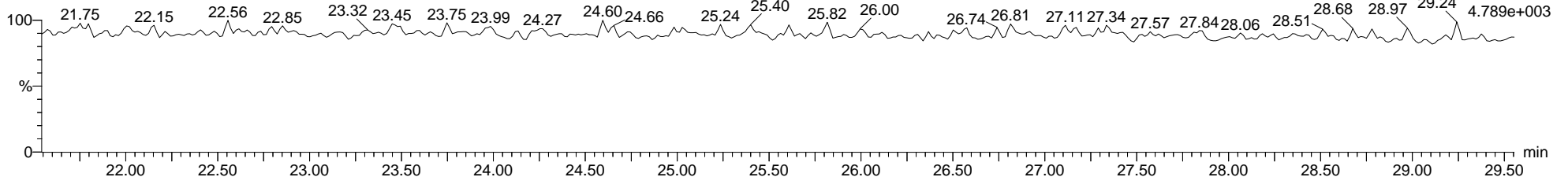
7-190724A06 Smooth(SG,1x1)  
1613B-CS5-011 H7-19-CCV-CS5-0017

F1:Voltage SIR,EI+  
316.9824  
2.568e+006



7-190724A06 Smooth(SG,1x1)  
1613B-CS5-011 H7-19-CCV-CS5-0017

F1:Voltage SIR,EI+  
409.7974  
4.789e+003





Quantify Sample Report MassLynx MassLynx V4.1 SCN 901

Dataset: C:\MassLynx\Dioxin.PRO\Result Files\7-190724A-ICAL\_M23.qld

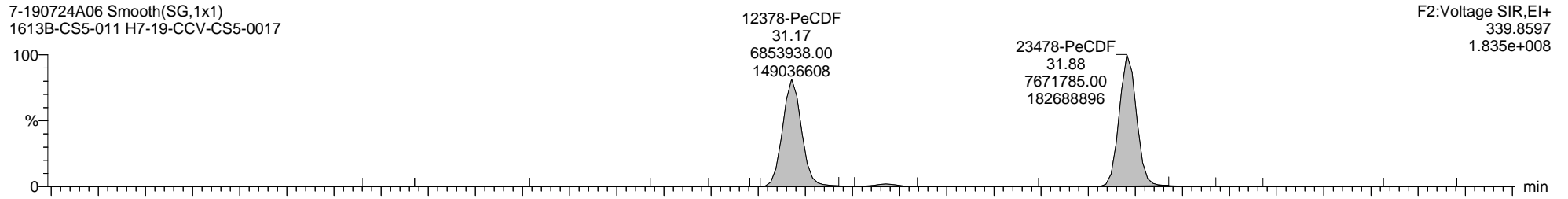
Last Altered: Thursday, July 25, 2019 09:29:35 Eastern Daylight Time

Printed: Friday, August 30, 2019 14:29:16 Eastern Daylight Time

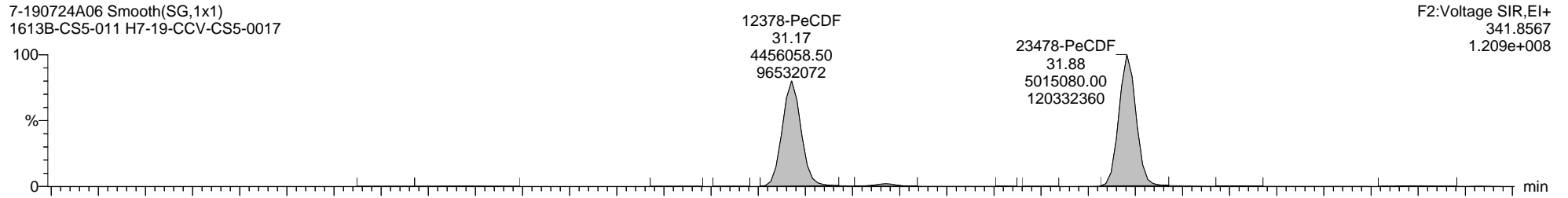
Name: 7-190724A06, Date: 24-Jul-2019, Time: 19:26:19, ID: H7-19-CCV-CS5-0017, Description: 1613B-CS5-011, Vial: Tray1:7

Total-Pentafurans

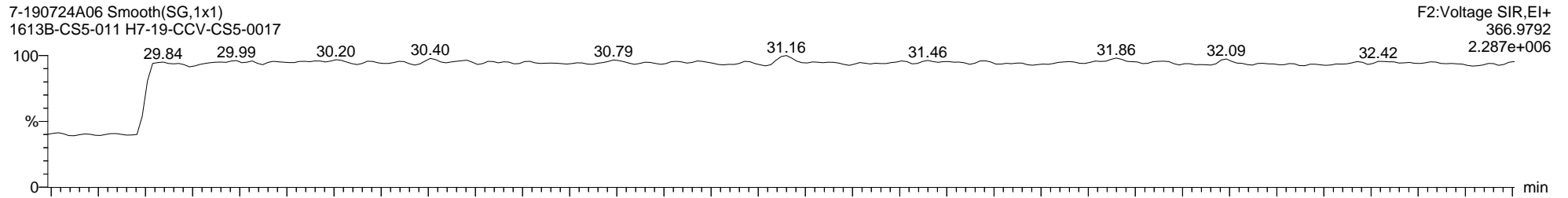
7-190724A06 Smooth(SG,1x1)  
1613B-CS5-011 H7-19-CCV-CS5-0017



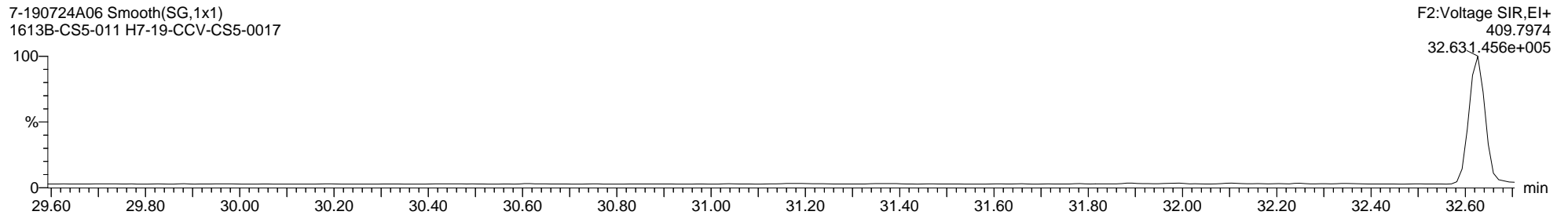
7-190724A06 Smooth(SG,1x1)  
1613B-CS5-011 H7-19-CCV-CS5-0017



7-190724A06 Smooth(SG,1x1)  
1613B-CS5-011 H7-19-CCV-CS5-0017



7-190724A06 Smooth(SG,1x1)  
1613B-CS5-011 H7-19-CCV-CS5-0017



Quantify Sample Report MassLynx MassLynx V4.1 SCN 901

Dataset: C:\MassLynx\Dioxin.PRO\Result Files\7-190724A-ICAL\_M23.qld

Last Altered: Thursday, July 25, 2019 09:29:35 Eastern Daylight Time

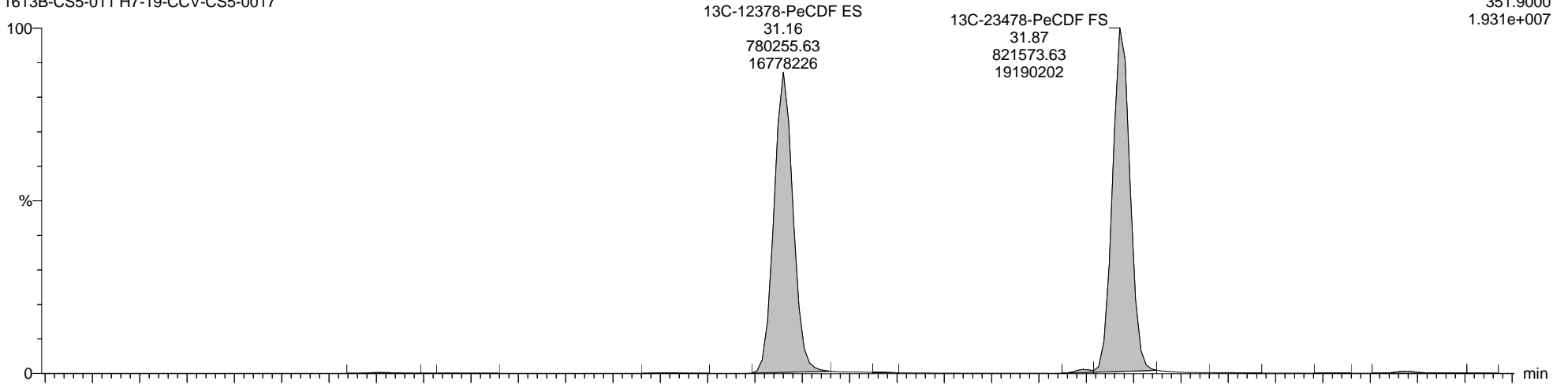
Printed: Friday, August 30, 2019 14:29:16 Eastern Daylight Time

Name: 7-190724A06, Date: 24-Jul-2019, Time: 19:26:19, ID: H7-19-CCV-CS5-0017, Description: 1613B-CS5-011, Vial: Tray1:7

13C-12378-PeCDF ES

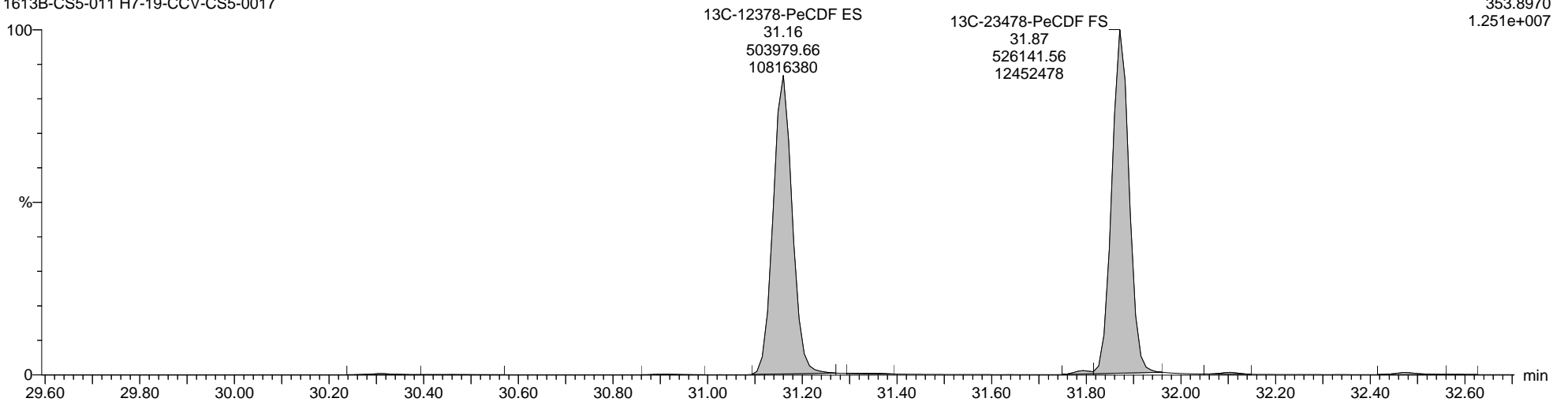
7-190724A06 Smooth(SG,1x1)  
1613B-CS5-011 H7-19-CCV-CS5-0017

F2:Voltage SIR,EI+  
351.9000  
1.931e+007



7-190724A06 Smooth(SG,1x1)  
1613B-CS5-011 H7-19-CCV-CS5-0017

F2:Voltage SIR,EI+  
353.8970  
1.251e+007



Quantify Sample Report MassLynx MassLynx V4.1 SCN 901

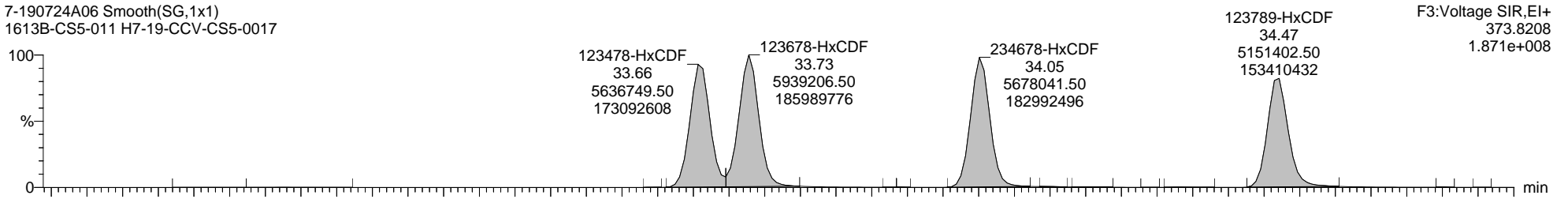
Dataset: C:\MassLynx\Dioxin.PRO\Result Files\7-190724A-ICAL\_M23.qld

Last Altered: Thursday, July 25, 2019 09:29:35 Eastern Daylight Time  
Printed: Friday, August 30, 2019 14:29:16 Eastern Daylight Time

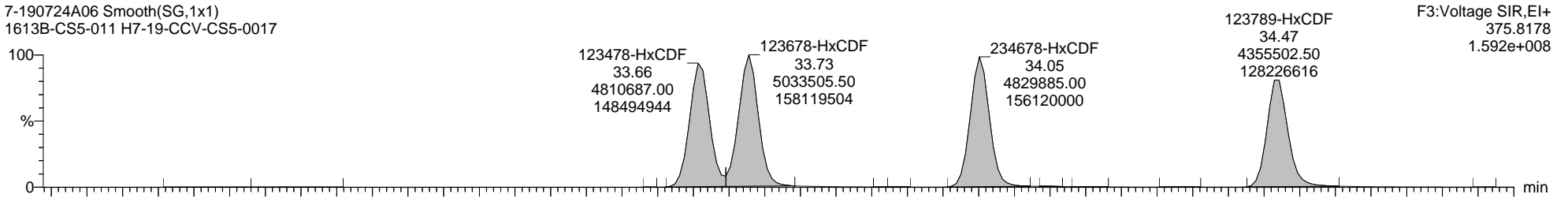
Name: 7-190724A06, Date: 24-Jul-2019, Time: 19:26:19, ID: H7-19-CCV-CS5-0017, Description: 1613B-CS5-011, Vial: Tray1:7

Total-Hexafurans

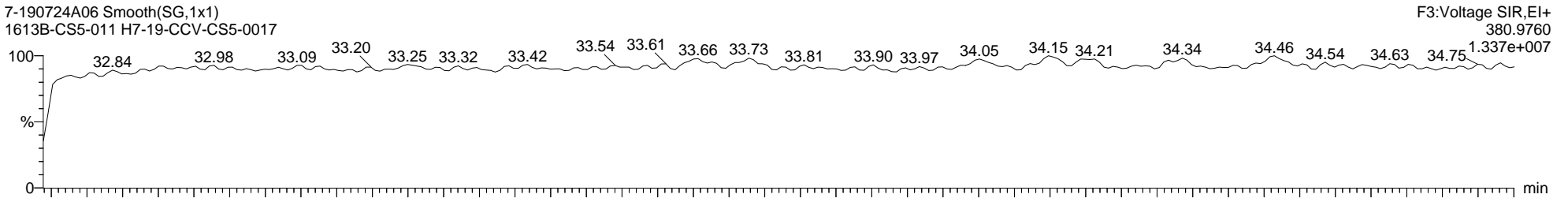
7-190724A06 Smooth(SG,1x1)  
1613B-CS5-011 H7-19-CCV-CS5-0017



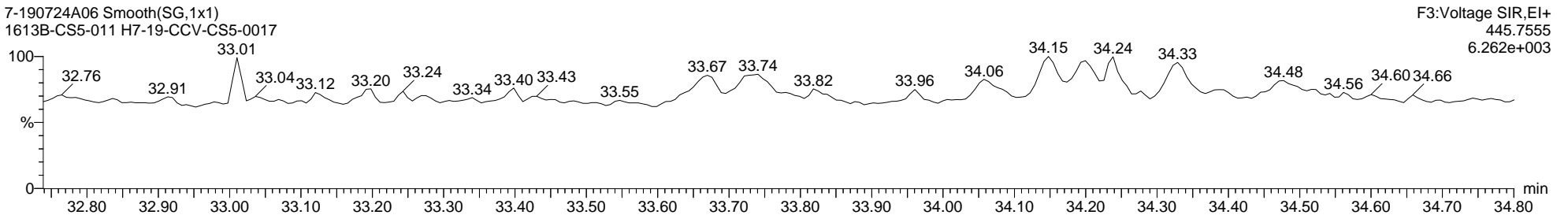
7-190724A06 Smooth(SG,1x1)  
1613B-CS5-011 H7-19-CCV-CS5-0017



7-190724A06 Smooth(SG,1x1)  
1613B-CS5-011 H7-19-CCV-CS5-0017



7-190724A06 Smooth(SG,1x1)  
1613B-CS5-011 H7-19-CCV-CS5-0017



Dataset: C:\MassLynx\Dioxin.PRO\Result Files\7-190724A-ICAL\_M23.qld

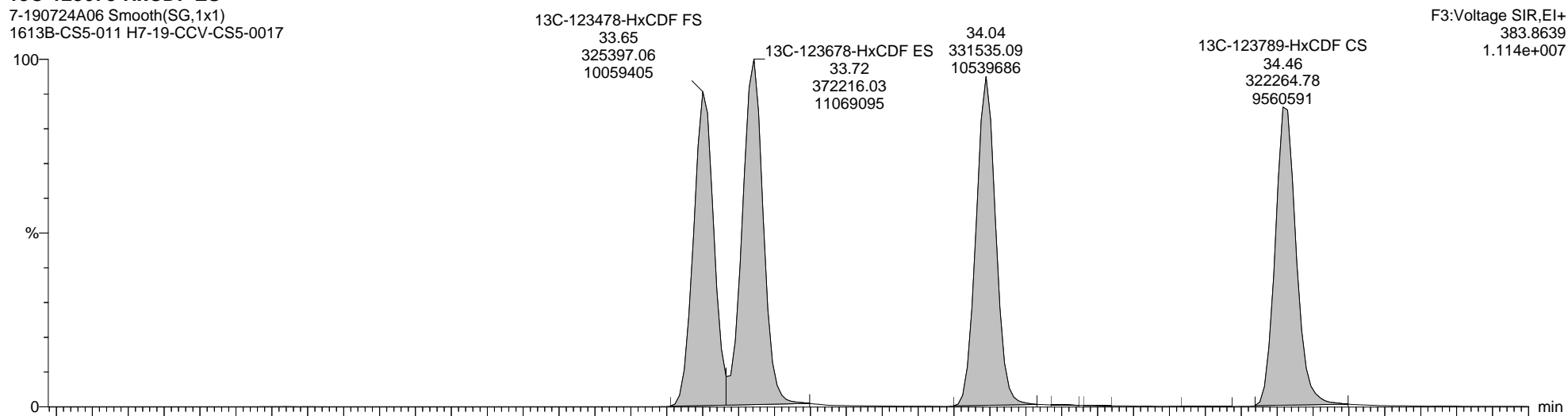
Last Altered: Thursday, July 25, 2019 09:29:35 Eastern Daylight Time

Printed: Friday, August 30, 2019 14:29:16 Eastern Daylight Time

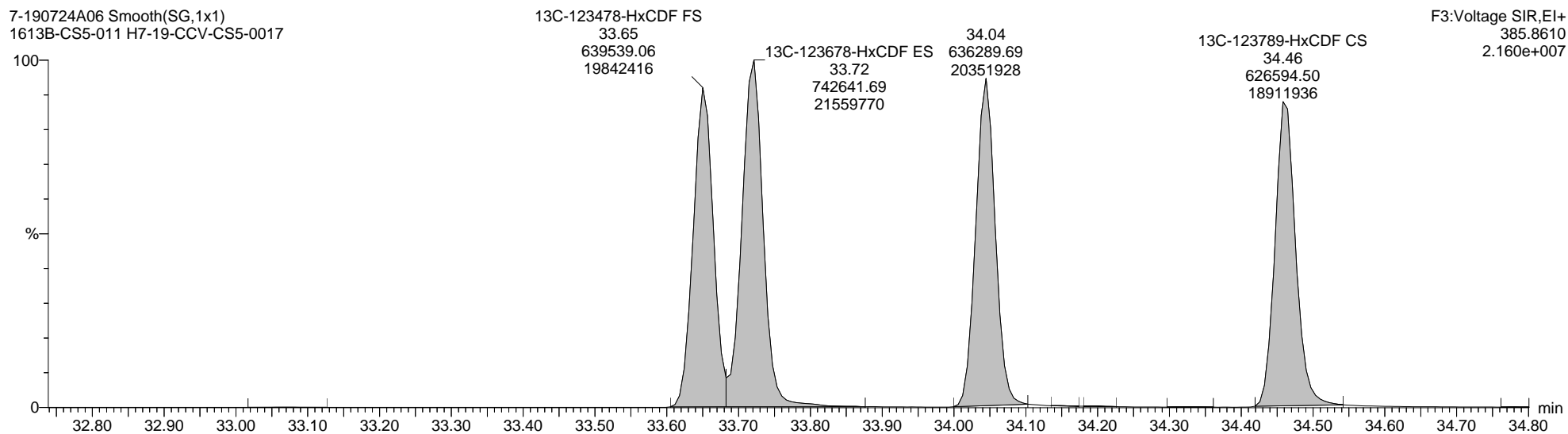
Name: 7-190724A06, Date: 24-Jul-2019, Time: 19:26:19, ID: H7-19-CCV-CS5-0017, Description: 1613B-CS5-011, Vial: Tray1:7

13C-123678-HxCDF ES

7-190724A06 Smooth(SG,1x1)  
1613B-CS5-011 H7-19-CCV-CS5-0017



7-190724A06 Smooth(SG,1x1)  
1613B-CS5-011 H7-19-CCV-CS5-0017



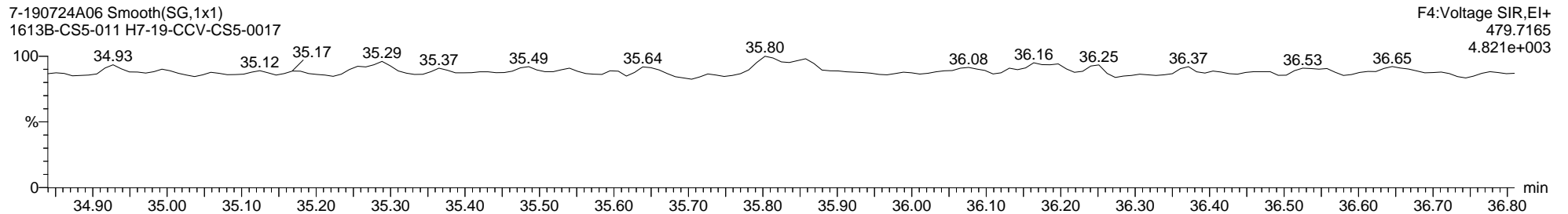
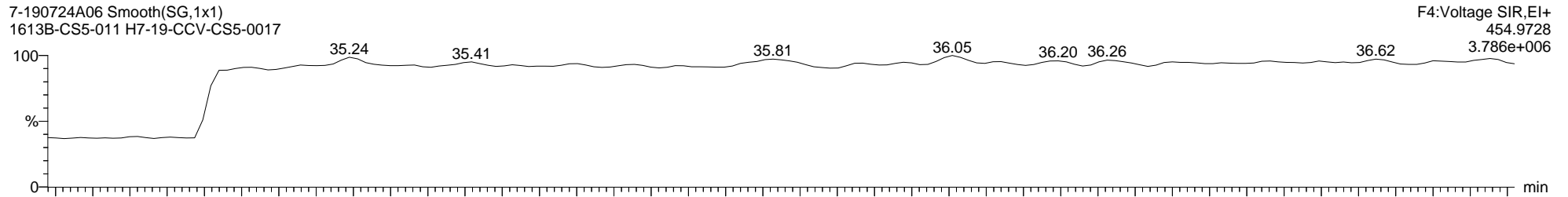


Quantify Sample Report MassLynx MassLynx V4.1 SCN 901

Dataset: C:\MassLynx\Dioxin.PRO\Result Files\7-190724A-ICAL\_M23.qld

Last Altered: Thursday, July 25, 2019 09:29:35 Eastern Daylight Time  
Printed: Friday, August 30, 2019 14:29:16 Eastern Daylight Time

Name: 7-190724A06, Date: 24-Jul-2019, Time: 19:26:19, ID: H7-19-CCV-CS5-0017, Description: 1613B-CS5-011, Vial: Tray1:7

Total-Heptafurans



Quantify Sample Report MassLynx MassLynx V4.1 SCN 901

Dataset: C:\MassLynx\Dioxin.PRO\Result Files\7-190724A-ICAL\_M23.qld

Last Altered: Thursday, July 25, 2019 09:29:35 Eastern Daylight Time

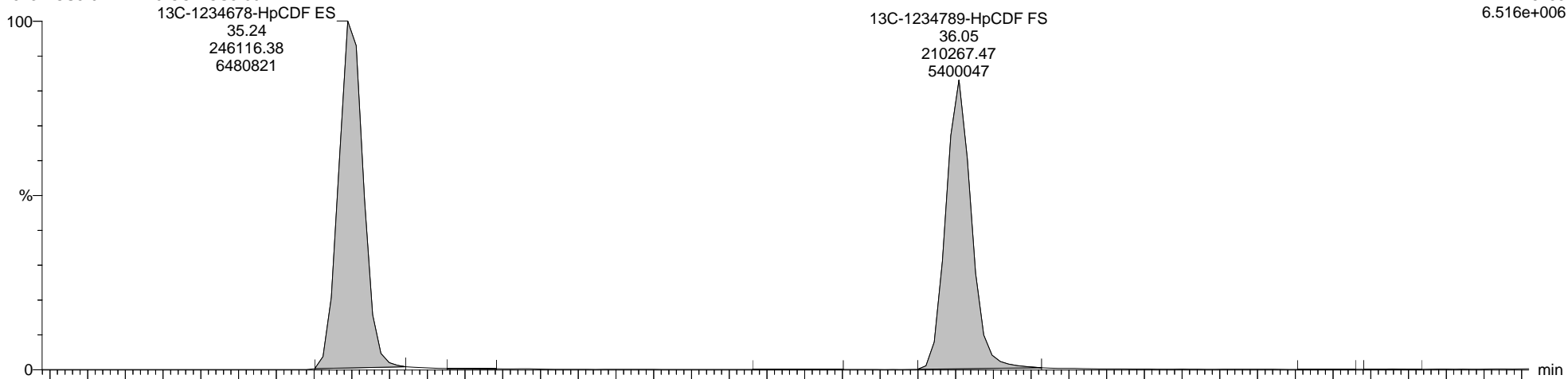
Printed: Friday, August 30, 2019 14:29:16 Eastern Daylight Time

Name: 7-190724A06, Date: 24-Jul-2019, Time: 19:26:19, ID: H7-19-CCV-CS5-0017, Description: 1613B-CS5-011, Vial: Tray1:7

13C-1234678-HpCDF ES

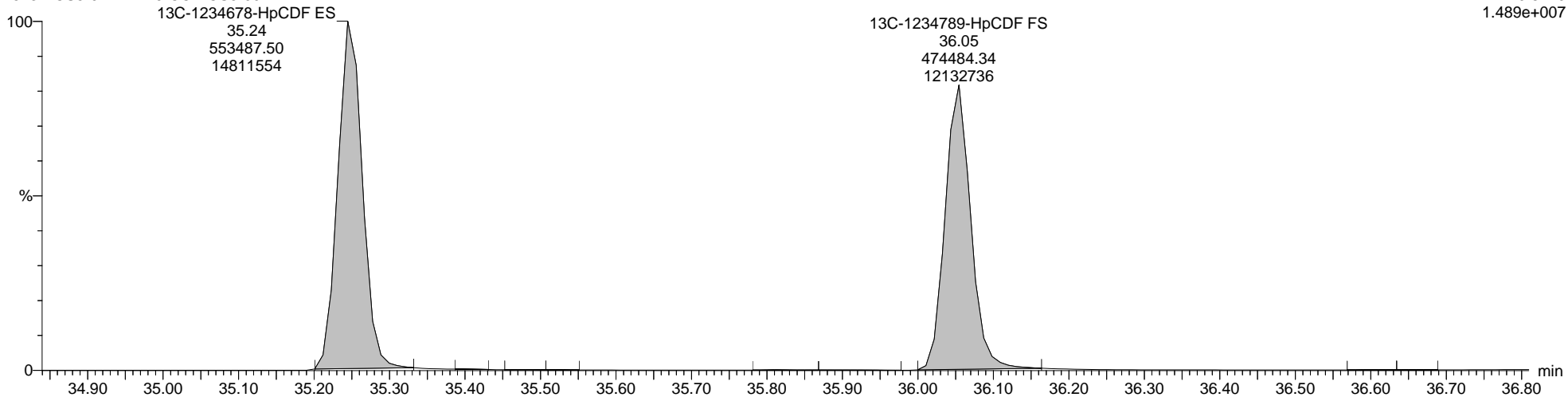
7-190724A06 Smooth(SG,1x1)  
1613B-CS5-011 H7-19-CCV-CS5-0017

F4:Voltage SIR,EI+  
417.8253  
6.516e+006



7-190724A06 Smooth(SG,1x1)  
1613B-CS5-011 H7-19-CCV-CS5-0017

F4:Voltage SIR,EI+  
419.8220  
1.489e+007



Quantify Sample Report MassLynx MassLynx V4.1 SCN 901

Dataset: C:\MassLynx\Dioxin.PRO\Result Files\7-190724A-ICAL\_M23.qld

Last Altered: Thursday, July 25, 2019 09:29:35 Eastern Daylight Time

Printed: Friday, August 30, 2019 14:29:16 Eastern Daylight Time

Name: 7-190724A06, Date: 24-Jul-2019, Time: 19:26:19, ID: H7-19-CCV-CS5-0017, Description: 1613B-CS5-011, Vial: Tray1:7

Totals-OCDF

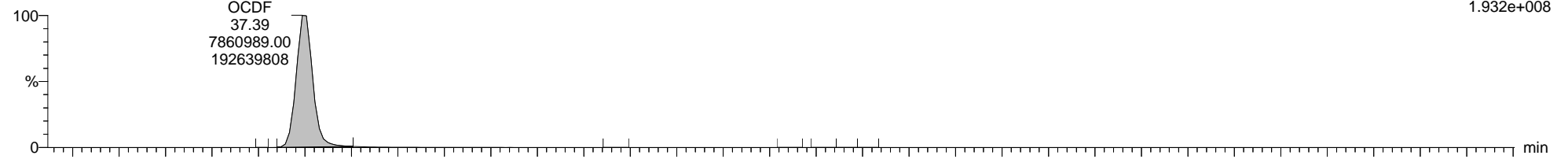
7-190724A06 Smooth(SG,1x1)

1613B-CS5-011 H7-19-CCV-CS5-0017

F5:Voltage SIR,EI+

441.7428

1.932e+008



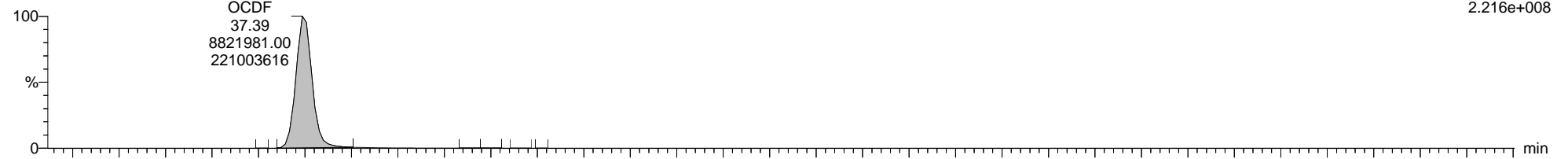
7-190724A06 Smooth(SG,1x1)

1613B-CS5-011 H7-19-CCV-CS5-0017

F5:Voltage SIR,EI+

443.7398

2.216e+008



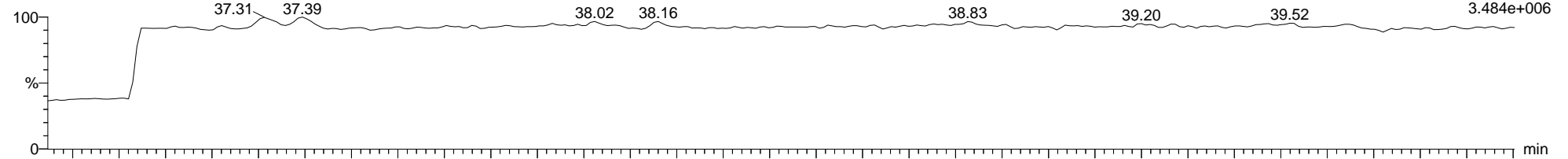
7-190724A06 Smooth(SG,1x1)

1613B-CS5-011 H7-19-CCV-CS5-0017

F5:Voltage SIR,EI+

454.9728

3.484e+006



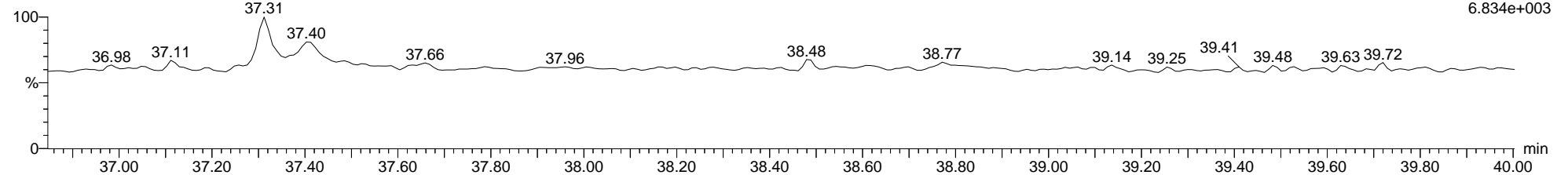
7-190724A06 Smooth(SG,1x1)

1613B-CS5-011 H7-19-CCV-CS5-0017

F5:Voltage SIR,EI+

513.6775

6.834e+003



**Quantify Audit Report MassLynx MassLynx V4.1 SCN 901**

Dataset: C:\MassLynx\Dioxin.PRO\Result Files\7-190724A-ICAL\_M23.qld

Last Altered: Thursday, July 25, 2019 09:29:35 Eastern Daylight Time  
 Printed: Friday, August 30, 2019 14:29:16 Eastern Daylight Time

Date	Time	Event	Details	Comments
25-Jul-19	09:27:13	Process Extract		
25-Jul-19	09:27:13	Process Integrate		
25-Jul-19	09:27:13	Process Calibrate		
25-Jul-19	09:27:13	Process Quantify		
25-Jul-19	09:27:13	Dataset Created		
25-Jul-19	09:27:28	Pre modification peak	Sample:7-190724A03, Compound:TD, RT:28.050	
25-Jul-19	09:27:28	Peak modified	Sample:7-190724A03, Compound:TD, RT:28.050	TP190725MB
25-Jul-19	09:27:28	Pre modification peak	Sample:7-190724A03, Compound:TD, RT:28.050	
25-Jul-19	09:27:28	Peak modified	Sample:7-190724A03, Compound:TD, RT:28.050	TP190725MB
25-Jul-19	09:27:56	Pre modification peak	Sample:7-190724A03, Compound:TF, RT:27.127	
25-Jul-19	09:27:56	Peak modified	Sample:7-190724A03, Compound:TF, RT:27.127	TP190725MB
25-Jul-19	09:27:56	Pre modification peak	Sample:7-190724A03, Compound:TF, RT:27.127	
25-Jul-19	09:27:56	Peak modified	Sample:7-190724A03, Compound:TF, RT:27.127	TP190725MB
25-Jul-19	09:28:21	Pre modification peak	Sample:7-190724A02, Compound:TD, RT:28.080	
25-Jul-19	09:28:21	Peak modified	Sample:7-190724A02, Compound:TD, RT:28.080	TP190725MB
25-Jul-19	09:28:21	Peak deleted	Sample:7-190724A02, Compound:TD, RT:28.288	TP190725MB
25-Jul-19	09:28:21	Pre modification peak	Sample:7-190724A02, Compound:TD, RT:28.080	
25-Jul-19	09:28:21	Peak modified	Sample:7-190724A02, Compound:TD, RT:28.080	TP190725MB
25-Jul-19	09:28:43	Pre modification peak	Sample:7-190724A02, Compound:TF, RT:27.157	
25-Jul-19	09:28:43	Peak modified	Sample:7-190724A02, Compound:TF, RT:27.157	TP190725MB
25-Jul-19	09:28:43	Peak deleted	Sample:7-190724A02, Compound:TF, RT:27.410	TP190725MB
25-Jul-19	09:28:43	Pre modification peak	Sample:7-190724A02, Compound:TF, RT:27.157	
25-Jul-19	09:28:43	Peak modified	Sample:7-190724A02, Compound:TF, RT:27.157	TP190725MB
25-Jul-19	09:29:16	Pre modification peak	Sample:7-190724A01, Compound:TF, RT:27.127	
25-Jul-19	09:29:16	Peak modified	Sample:7-190724A01, Compound:TF, RT:27.127	TP190725MS
25-Jul-19	09:29:16	Pre modification peak	Sample:7-190724A01, Compound:TF, RT:27.052	
25-Jul-19	09:29:16	Peak modified	Sample:7-190724A01, Compound:TF, RT:27.052	TP190725MS
25-Jul-19	09:29:34	Pre modification peak	Sample:7-190724A01, Compound:HXD, RT:34.335	
25-Jul-19	09:29:34	Peak modified	Sample:7-190724A01, Compound:HXD, RT:34.335	TP190725MB
25-Jul-19	09:29:34	Pre modification peak	Sample:7-190724A01, Compound:HXD, RT:34.206	
25-Jul-19	09:29:34	Peak modified	Sample:7-190724A01, Compound:HXD, RT:34.206	TP190725MB
25-Jul-19	09:29:34	Pre modification peak	Sample:7-190724A01, Compound:HXD, RT:34.154	
25-Jul-19	09:29:34	Peak modified	Sample:7-190724A01, Compound:HXD, RT:34.154	TP190725MB
25-Jul-19	09:30:01	Dataset Saved	Saved to 'C:\MassLynx\Dioxin.PRO\Result Files\7-190724A-I...	
25-Jul-19	09:31:19	Calibration Saved	Saved to 'C:\MassLynx\Dioxin.PRO\CurveDB\7-190724A-CAL...	
25-Jul-19	09:31:43	Dataset Saved	Saved to 'C:\MassLynx\Dioxin.PRO\Result Files\7-190724A-I...	



**Quantify Sample Summary Report**      **MassLynx MassLynx V4.1 SCN 901**

Dataset: C:\MassLynx\Dioxin.PRO\Result Files\7-190724A-ICAL\_M23\_QC.qld

Last Altered: Thursday, July 25, 2019 09:33:09 Eastern Daylight Time

Printed: Friday, August 30, 2019 14:30:49 Eastern Daylight Time

**Method: C:\MassLynx\Dioxin.PRO\MethDB\Dioxin\_M23A.mdb 24 Jul 2019 09:33:17**

**Calibration: C:\MassLynx\Dioxin.PRO\CurveDB\7-190724A-CAL5-M23.cdb 25 Jul 2019 09:29:35**

**Name: 7-190724A05, Date: 24-Jul-2019, Time: 18:44:14, ID: H7-19-CCV-LOD-0017, Description: 1613B-LOD-011, Vial: Tray1:6**

	Target Analyte	#Hom	Total Area	Ion1 Area	Ion2 Area	Ra	Ra Fail=YES	RT	RRT	RT LCL	RT UCL	pg	%Rec	Mod.Comment	Noise 1	Noise 2
1	2378-TCDD		1264.013	569.179	695	0.82	NO	28.09	1.00	28.06	28.13	0.17639	70.6	TP190725MB	414	316
2	12378-PeCDD		1368.861	814.416	554	1.47	NO	32.13	1.00	32.09	32.16	0.27353	109.4		343	246
3	123478-HxCDD		1173.225	667.521	506	1.32	NO	34.17	1.00	34.13	34.20	0.23167	92.7	TP190725MB	484	748
4	123678-HxCDD		1270.918	728.736	542	1.34	NO	34.22	1.00	34.19	34.25	0.23017	92.1	TP190725MB	484	748
5	123789-HxCDD		1288.082	741.935	546	1.36	NO	34.34	1.00	34.31	34.38	0.24091	96.4		484	748
6	1234678-HpCDD		1064.265	524.011	540	0.97	NO	35.84	1.00	35.80	35.87	0.25856	103.4		183	201
7	OCDD		1893.062	869.615	1023	0.85	NO	37.33	1.00	37.30	37.36	0.52247	104.5		212	184
8	2378-TCDF		1826.944	934.619	892	1.05	YES	27.17	1.00	27.14	27.20	0.21123	84.5	TP190725MB	215	279
9	12378-PeCDF		1619.580	926.819	693	1.34	NO	31.20	1.00	31.17	31.24	0.23682	94.7	TP190725MB	204	399
10	23478-PeCDF		1768.240	1117.026	651	1.72	NO	31.90	1.16	31.87	31.94	0.23262	93.0	TP190725MB	204	399
11	123478-HxCDF		1414.922	731.462	683	1.07	NO	33.68	0.98	33.64	33.71	0.22252	89.0		600	724
12	123678-HxCDF		1630.155	881.482	749	1.18	NO	33.74	1.00	33.71	33.77	0.23833	95.3		600	724
13	234678-HxCDF		1338.555	725.747	613	1.18	NO	34.07	0.99	34.04	34.10	0.20916	83.7		600	724
14	123789-HxCDF		1208.020	621.030	587	1.06	NO	34.48	1.00	34.45	34.52	0.21593	86.4	TP190725MB	600	724
15	1234678-HpCDF		1251.964	841.372	411	2.05	NO	35.27	1.00	35.23	35.30	0.29198	116.8		348	232
16	1234789-HpCDF		934.831	632.667	302	2.09	NO	36.09	1.05	36.05	36.12	0.25797	103.2		348	232
17	OCDF		2111.009	996.693	1114	0.89	NO	37.41	1.00	37.38	37.45	0.50669	101.3		170	262
18	37Cl-2378-TCDD FS		1578.208	1578.208				28.09	1.00	28.06	28.13	0.21233	84.9		331	
19	13C-123478-HxCDD FS		472721.016	266022.000	206699	1.29	NO	34.15	0.99	34.12	34.19	88.12965	88.1		3900	2439
20	13C-23478-PeCDF FS		809297.563	494214.000	315084	1.57	NO	31.90	1.16	31.87	31.94	96.84527	96.8		714	1240
21	13C-123478-HxCDF FS		575099.672	193690.797	381409	0.51	NO	33.67	0.98	33.64	33.70	95.60303	95.6		1539	4047
22	13C-1234789-HpCDF FS		400055.679	124940.023	275116	0.45	NO	36.08	1.05	36.04	36.11	99.89431	99.9		1542	2812
23	13C-2378-TCDD ES		644163.563	280765.813	363398	0.77	NO	28.08	1.02	28.05	28.11	95.38961	95.4		1425	1124
24	13C-12378-PeCDD ES		556640.890	339167.031	217474	1.56	NO	32.12	1.17	32.08	32.15	100.52920	100.5		1449	865
25	13C-123678-HxCDD ES		596286.188	338058.313	258228	1.31	NO	34.21	1.00	34.17	34.24	105.14430	105.1		3900	2439
26	13C-1234678-HpCDD ES		444353.781	226842.484	217511	1.04	NO	35.82	1.04	35.79	35.86	101.80556	101.8		1615	1603
27	13C-OCDD ES		759015.813	363115.719	395900	0.92	NO	37.32	1.09	37.29	37.35	194.32455	97.2		1127	1423
28	13C-2378-TCDF ES		1016280.3...	443939.625	572341	0.78	NO	27.16	0.99	27.12	27.19	95.15792	95.2		1888	1391
29	13C-12378-PeCDF ES		799487.531	486597.500	312890	1.56	NO	31.19	1.14	31.16	31.23	101.27000	101.3		714	1240
30	13C-123678-HxCDF ES		695218.656	230825.625	464393	0.50	NO	33.73	0.98	33.70	33.77	101.75232	101.8		1539	4047
31	13C-1234678-HpCDF ES		489775.157	150695.719	339079	0.44	NO	35.27	1.03	35.23	35.30	100.68892	100.7		1542	2812
32	13C-123789-HxCDF CS		556938.563	188732.063	368207	0.51	NO	34.48	1.00	34.45	34.52	98.57858	98.6		1539	4047
33	13C-1234-TCDD IS		742462.437	326096.656	416366	0.78	NO	27.39	0.00	27.36	27.43	64.08768	64.1		1425	1124
34	13C-123789-HxCDD IS		518139.282	299524.594	218615	1.37	NO	34.34	0.00	34.30	34.37	65.55616	65.6		3900	2439

**Quantify Sample Summary Report      MassLynx MassLynx V4.1 SCN 901**

Dataset: C:\MassLynx\Dioxin.PRO\Result Files\7-190724A-ICAL\_M23\_QC.qld

Last Altered: Thursday, July 25, 2019 09:33:09 Eastern Daylight Time

Printed: Friday, August 30, 2019 14:30:49 Eastern Daylight Time

**Name: 7-190724A05, Date: 24-Jul-2019, Time: 18:44:14, ID: H7-19-CCV-LOD-0017, Description: 1613B-LOD-011, Vial: Tray1:6**

	Target Analyte	#Hom	Total Area	Ion1 Area	Ion2 Area	Ra	Ra Fail=YES	RT	RRT	RT LCL	RT UCL	pg	%Rec	Mod.Comment	Noise 1	Noise 2
35	Total-Tetradoxins	1		569.179								0.17639			414	
36	Total-Pentadoxins	1		814.416								0.27353			343	
37	Total-Hexadoxins	3		2138.192								0.70274			484	
38	Total-Heptadoxins	1		524.011								0.25856			183	
39	Total-OCDD	1		869.615								0.52247			212	
40	Total-Tetrafurans			0.000								0.00000			215	
41	Total-PeCDF-F1			0.000											313	
42	Total-Pentafurans	2		2043.845								0.46944			204	
43	Total-Hexafurans	4		2959.721								0.88594			600	
44	Total-Heptafurans	2		1474.039								0.54995			348	
45	Totals-OCDF	1		996.693								0.50669			170	
46	Totals-37Cl-2378-TCDD	1		1578.208								0.21233			331	

**Quantify Sample Summary Report**      **MassLynx MassLynx V4.1 SCN 901**

Dataset: C:\MassLynx\Dioxin.PRO\Result Files\7-190724A-ICAL\_M23\_QC.qld

Last Altered: Thursday, July 25, 2019 09:33:09 Eastern Daylight Time

Printed: Friday, August 30, 2019 14:30:49 Eastern Daylight Time

**Name: 7-190724A08, Date: 24-Jul-2019, Time: 20:50:29, ID: H7-19-CCV-RS1-0017, Description: 1613B-RS1-011, Vial: Tray1:9**

	Target Analyte	#Hom	Total Area	Ion1 Area	Ion2 Area	Ra	Ra Fail=YES	RT	RRT	RT LCL	RT UCL	pg	%Rec	Mod.Comment	Noise 1	Noise 2
1	2378-TCDD		82591.871	36222.180	46370	0.78	NO	28.09	1.00	28.06	28.13	10.39083	103.9		490	416
2	12378-PeCDD		304247.531	190491.031	113757	1.67	NO	32.13	1.00	32.09	32.16	54.94693	109.9		1112	361
3	123478-HxCDD		262199.227	144589.188	117610	1.23	NO	34.16	0.99	34.13	34.19	48.16135	96.3		1874	1800
4	123678-HxCDD		290624.438	160959.922	129665	1.24	NO	34.21	1.00	34.18	34.25	48.96013	97.9		1874	1800
5	123789-HxCDD		298252.172	162188.891	136063	1.19	NO	34.34	1.00	34.31	34.38	51.88881	103.8		1874	1800
6	1234678-HpCDD		227005.382	114988.023	112017	1.03	NO	35.82	1.00	35.79	35.86	49.79889	99.6		799	940
7	OCDD		385985.844	181150.188	204836	0.88	NO	37.32	1.00	37.29	37.35	97.98487	98.0		1155	958
8	2378-TCDF		93784.035	40383.453	53401	0.76	NO	27.17	1.00	27.14	27.20	9.74311	97.4		391	570
9	12378-PeCDF		390723.172	240133.813	150589	1.59	NO	31.19	1.00	31.16	31.23	53.28144	106.6		934	1276
10	23478-PeCDF		383608.953	230478.078	153131	1.51	NO	31.90	1.16	31.87	31.94	47.06513	94.1		934	1276
11	123478-HxCDF		343475.469	184804.156	158671	1.16	NO	33.67	0.98	33.64	33.70	50.52285	101.0		1945	2266
12	123678-HxCDF		386397.047	209321.781	177075	1.18	NO	33.74	1.00	33.71	33.77	52.83583	105.7		1945	2266
13	234678-HxCDF		347627.641	188183.422	159444	1.18	NO	34.06	0.99	34.03	34.10	50.80610	101.6		1945	2266
14	123789-HxCDF		320034.282	174071.063	145963	1.19	NO	34.48	1.00	34.45	34.52	53.50463	107.0		1945	2266
15	1234678-HpCDF		234452.078	151677.344	82775	1.83	NO	35.27	1.00	35.23	35.30	49.39114	98.8		1044	712
16	1234789-HpCDF		206415.047	134578.625	71836	1.87	NO	36.08	1.05	36.04	36.11	51.45379	102.9		1044	712
17	OCDF		470710.609	218963.484	251747	0.87	NO	37.41	1.00	37.38	37.45	103.92058	103.9		591	1224
18	37Cl-2378-TCDD FS		83545.727	83545.727				28.09	1.00	28.06	28.13	10.13324	101.3		478	
19	13C-123478-HxCDD FS		554879.297	308385.781	246494	1.25	NO	34.15	0.99	34.12	34.19	96.22764	96.2		1910	2202
20	13C-23478-PeCDF FS		888900.719	539780.500	349120	1.55	NO	31.89	1.16	31.86	31.93	99.20166	99.2		2014	1277
21	13C-123478-HxCDF FS		652812.047	220319.297	432493	0.51	NO	33.66	0.98	33.63	33.70	101.50097	101.5		2902	2007
22	13C-1234789-HpCDF FS		442752.734	136867.078	305886	0.45	NO	36.08	1.05	36.04	36.11	99.86633	99.9		1574	3488
23	13C-2378-TCDD ES		714525.156	312085.031	402440	0.78	NO	28.06	1.02	28.03	28.10	99.20140	99.2		1277	990
24	13C-12378-PeCDD ES		615886.875	377644.156	238243	1.59	NO	32.12	1.17	32.08	32.15	104.28297	104.3		1113	533
25	13C-123678-HxCDD ES		641018.563	354340.063	286679	1.24	NO	34.21	1.00	34.17	34.24	96.86923	96.9		1910	2202
26	13C-1234678-HpCDD ES		492108.078	252029.469	240079	1.05	NO	35.82	1.04	35.79	35.86	96.62452	96.6		949	1006
27	13C-OCDD ES		825197.688	395439.813	429758	0.92	NO	37.32	1.09	37.29	37.35	181.05857	90.5		1739	1360
28	13C-2378-TCDF ES		1131053.9...	493790.844	637263	0.77	NO	27.14	0.99	27.11	27.18	99.29104	99.3		2031	2525
29	13C-12378-PeCDF ES		857267.187	520809.531	336458	1.55	NO	31.18	1.14	31.15	31.22	101.80771	101.8		2014	1277
30	13C-123678-HxCDF ES		743306.501	251422.938	491884	0.51	NO	33.73	0.98	33.69	33.76	93.23417	93.2		2902	2007
31	13C-1234678-HpCDF ES		542199.657	169676.438	372523	0.46	NO	35.27	1.03	35.23	35.30	95.52750	95.5		1574	3488
32	13C-123789-HxCDF CS		608391.313	202375.250	406016	0.50	NO	34.48	1.00	34.44	34.51	92.28742	92.3		2902	2007
33	13C-1234-TCDD IS		791916.032	348548.813	443367	0.79	NO	27.39	0.00	27.36	27.43	68.35640	68.4		1277	990
34	13C-123789-HxCDD IS		604591.844	334909.844	269682	1.24	NO	34.34	0.00	34.30	34.37	76.49434	76.5		1910	2202
35	Total-Tetradoxins	1		36222.180								10.39083			490	
36	Total-Pentadoxins	1		190491.031								54.94693			1112	
37	Total-Hexadoxins	3		467738.001								149.01029			1874	

**Quantify Sample Summary Report      MassLynx MassLynx V4.1 SCN 901**

Dataset:      C:\MassLynx\Dioxin.PRO\Result Files\7-190724A-ICAL\_M23\_QC.qld

Last Altered:    Thursday, July 25, 2019 09:33:09 Eastern Daylight Time

Printed:        Friday, August 30, 2019 14:30:49 Eastern Daylight Time

**Name: 7-190724A08, Date: 24-Jul-2019, Time: 20:50:29, ID: H7-19-CCV-RS1-0017, Description: 1613B-RS1-011, Vial: Tray1:9**

	Target Analyte	#Hom	Total Area	Ion1 Area	Ion2 Area	Ra	Ra Fail=YES	RT	RRT	RT LCL	RT UCL	pg	%Rec	Mod.Comment	Noise 1	Noise 2
38	Total-Heptadioxins	1		114988.023								49.79889			799	
39	Total-OCDD	1		181150.188								97.98487			1155	
40	Total-Tetrafurans	2		40541.961								9.78142			391	
41	Total-PeCDF-F1			0.000											481	
42	Total-Pentafurans	3		471020.457								100.43744			934	
43	Total-Hexafurans	6		757113.852								207.86248			1945	
44	Total-Heptafurans	3		286625.765								100.97384			1044	
45	Totals-OCDF	1		218963.484								103.92058			591	
46	Totals-37Cl-2378-TCDD	2		83827.840								10.16746			478	

**Quantify Sample Summary Report**      **MassLynx MassLynx V4.1 SCN 901**

Dataset: C:\MassLynx\Dioxin.PRO\Result Files\7-190724A-ICAL\_M23\_QC.qld

Last Altered: Thursday, July 25, 2019 09:33:09 Eastern Daylight Time

Printed: Friday, August 30, 2019 14:30:49 Eastern Daylight Time

**Name: 7-190724A09, Date: 24-Jul-2019, Time: 21:32:42, ID: H7-19-CCV-0487, Description: 1613B-CS3+PERF-011D, Vial: Tray1:1**

	Target Analyte	#Hom	Total Area	Ion1 Area	Ion2 Area	Ra	Ra Fail=YES	RT	RRT	RT LCL	RT UCL	pg	%Rec	Mod.Comment	Noise 1	Noise 2
1	2378-TCDD		98720.660	42701.984	56019	0.76	NO	28.08	1.00	28.05	28.11	11.64193	116.4		594	548
2	12378-PeCDD		297084.789	185054.844	112030	1.65	NO	32.13	1.00	32.09	32.16	50.41027	100.8		472	529
3	123478-HxCDD		278054.703	153488.750	124566	1.23	NO	34.16	1.00	34.13	34.19	50.50095	101.0		3031	2817
4	123678-HxCDD		305879.453	165362.844	140517	1.18	NO	34.21	1.00	34.18	34.25	50.95218	101.9		3031	2817
5	123789-HxCDD		293753.766	157227.844	136526	1.15	NO	34.34	1.00	34.30	34.37	50.53306	101.1		3031	2817
6	1234678-HpCDD		240087.195	120001.609	120086	1.00	NO	35.82	1.00	35.79	35.86	51.59082	103.2		1568	3239
7	OCDD		402328.047	188074.250	214254	0.88	NO	37.32	1.00	37.29	37.35	98.86283	98.9		1097	986
8	2378-TCDF		124884.895	53905.676	70979	0.76	NO	27.16	1.00	27.12	27.19	12.01424	120.1		870	1153
9	12378-PeCDF		403661.625	242745.203	160916	1.51	NO	31.19	1.00	31.16	31.23	49.54354	99.1		1343	1665
10	23478-PeCDF		441386.329	266404.313	174982	1.52	NO	31.90	1.17	31.87	31.94	48.74075	97.5		1343	1665
11	123478-HxCDF		363429.844	196374.031	167056	1.18	NO	33.67	0.98	33.64	33.70	49.97280	99.9		4430	2629
12	123678-HxCDF		393256.047	212158.438	181098	1.17	NO	33.74	1.00	33.71	33.77	50.26795	100.5		4430	2629
13	234678-HxCDF		365492.922	196184.219	169309	1.16	NO	34.06	0.99	34.03	34.10	49.93459	99.9		4430	2629
14	123789-HxCDF		317752.281	169870.828	147881	1.15	NO	34.48	1.00	34.45	34.52	49.65975	99.3		4430	2629
15	1234678-HpCDF		241651.219	157189.313	84462	1.86	NO	35.27	1.00	35.23	35.30	49.60726	99.2		1277	1561
16	1234789-HpCDF		202172.226	130747.367	71425	1.83	NO	36.08	1.05	36.04	36.11	49.10875	98.2		1277	1561
17	OCDF		461210.359	214317.500	246893	0.87	NO	37.41	1.00	37.38	37.45	98.56250	98.6		827	943
18	37Cl-2378-TCDD FS		93090.023	93090.023				28.08	1.00	28.05	28.11	10.58355	105.8		588	
19	13C-123478-HxCDD FS		590762.515	330252.156	260510	1.27	NO	34.15	0.99	34.12	34.19	101.30160	101.3		3704	2953
20	13C-23478-PeCDF FS		961144.719	580445.375	380699	1.52	NO	31.89	1.16	31.86	31.93	96.54221	96.5		1703	1680
21	13C-123478-HxCDF FS		668615.172	227409.859	441205	0.52	NO	33.66	0.98	33.63	33.70	97.18053	97.2		3127	4359
22	13C-1234789-HpCDF FS		441263.954	138218.391	303046	0.46	NO	36.07	1.05	36.03	36.10	96.98792	97.0		1402	2951
23	13C-2378-TCDD ES		762277.937	341416.531	420861	0.81	NO	28.06	1.02	28.03	28.10	97.24731	97.2		1192	843
24	13C-12378-PeCDD ES		655509.016	404390.000	251119	1.61	NO	32.10	1.17	32.07	32.14	101.98942	102.0		573	1300
25	13C-123678-HxCDD ES		648288.844	367466.188	280823	1.31	NO	34.21	1.00	34.17	34.24	98.70194	98.7		3704	2953
26	13C-1234678-HpCDD ES		502389.516	252799.219	249590	1.01	NO	35.82	1.04	35.79	35.86	99.38236	99.4		2104	1808
27	13C-OCDD ES		852497.094	403068.281	449429	0.90	NO	37.31	1.09	37.28	37.35	188.44990	94.2		1326	1160
28	13C-2378-TCDF ES		1221421.4...	528454.063	692967	0.76	NO	27.14	0.99	27.11	27.18	98.52723	98.5		1984	1819
29	13C-12378-PeCDF ES		952474.626	579634.938	372840	1.55	NO	31.18	1.14	31.15	31.22	103.93979	103.9		1703	1680
30	13C-123678-HxCDF ES		795146.063	278326.313	516820	0.54	NO	33.73	0.98	33.69	33.76	100.48378	100.5		3127	4359
31	13C-1234678-HpCDF ES		556413.813	173074.500	383339	0.45	NO	35.27	1.03	35.23	35.30	98.76634	98.8		1402	2951
32	13C-123789-HxCDF CS		649247.250	218608.719	430639	0.51	NO	34.48	1.00	34.44	34.51	99.22281	99.2		3127	4359
33	13C-1234-TCDD IS		861817.188	379304.750	482512	0.79	NO	27.38	0.00	27.35	27.41	74.39011	74.4		1192	843
34	13C-123789-HxCDD IS		600095.500	342811.906	257284	1.33	NO	34.33	0.00	34.30	34.36	75.92545	75.9		3704	2953
35	Total-Tetradoxins	6		192289.357								52.18753			594	
36	Total-Pentadoxins	3		583799.063								159.57810			472	
37	Total-Hexadoxins	5		647440.706								205.62548			3931	

**Quantify Sample Summary Report      MassLynx MassLynx V4.1 SCN 901**

Dataset:      C:\MassLynx\Dioxin.PRO\Result Files\7-190724A-ICAL\_M23\_QC.qld

Last Altered:    Thursday, July 25, 2019 09:33:09 Eastern Daylight Time

Printed:        Friday, August 30, 2019 14:30:49 Eastern Daylight Time

**Name: 7-190724A09, Date: 24-Jul-2019, Time: 21:32:42, ID: H7-19-CCV-0487, Description: 1613B-CS3+PERF-011D, Vial: Tray1:1**

	Target Analyte	#Hom	Total Area	Ion1 Area	Ion2 Area	Ra	Ra Fail=YES	RT	RRT	RT LCL	RT UCL	pg	%Rec	Mod.Comment	Noise 1	Noise 2
38	Total-Heptadioxins	2		236565.789								100.52700			1568	
39	Total-OCDD	1		188074.250								98.86283			1097	
40	Total-Tetrafurans	9		244155.912								54.78460			870	
41	Total-PeCDF-F1	1		357966.656								61.65078			294	
42	Total-Pentafurans	4		754668.486								145.47944			1343	
43	Total-Hexafurans	5		855241.774								220.69056			4430	
44	Total-Heptafurans	3		288417.579								98.88093			1277	
45	Totals-OCDF	1		214317.500								98.56250			827	
46	Totals-37Cl-2378-TCDD	7		94535.982								10.74795			588	

Quantify Sample Report MassLynx MassLynx V4.1 SCN 901

Dataset: C:\MassLynx\Dioxin.PRO\Result Files\7-190724A-ICAL\_M23\_QC.qld

Last Altered: Thursday, July 25, 2019 09:33:09 Eastern Daylight Time

Printed: Friday, August 30, 2019 14:30:49 Eastern Daylight Time

Method: C:\MassLynx\Dioxin.PRO\MethDB\Dioxin\_M23A.mdb 24 Jul 2019 09:33:17

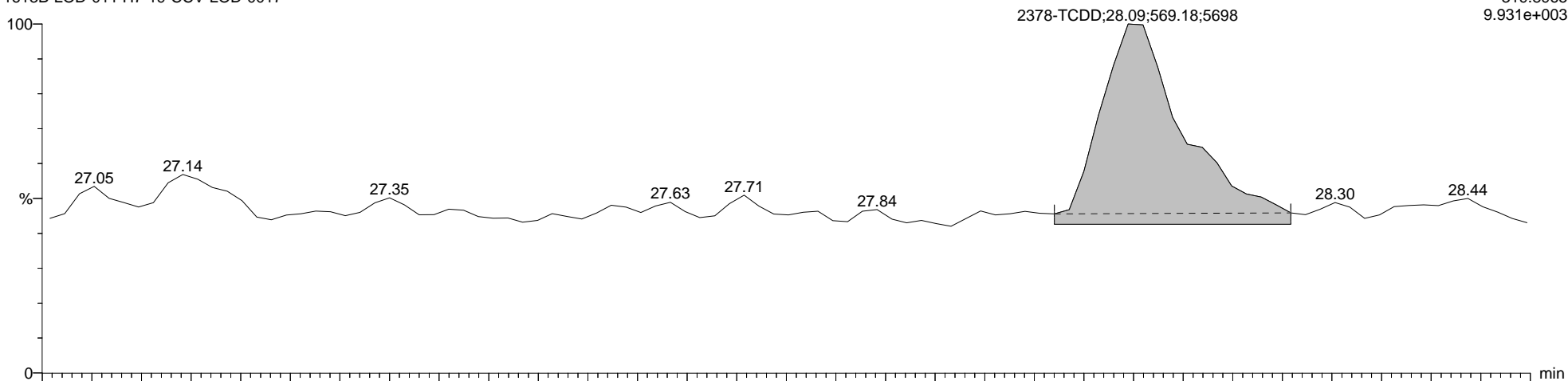
Calibration: C:\MassLynx\Dioxin.PRO\CurveDB\7-190724A-CAL5-M23.cdb 25 Jul 2019 09:29:35

Name: 7-190724A05, Date: 24-Jul-2019, Time: 18:44:14, ID: H7-19-CCV-LOD-0017, Description: 1613B-LOD-011, Vial: Tray1:6

2378-TCDD

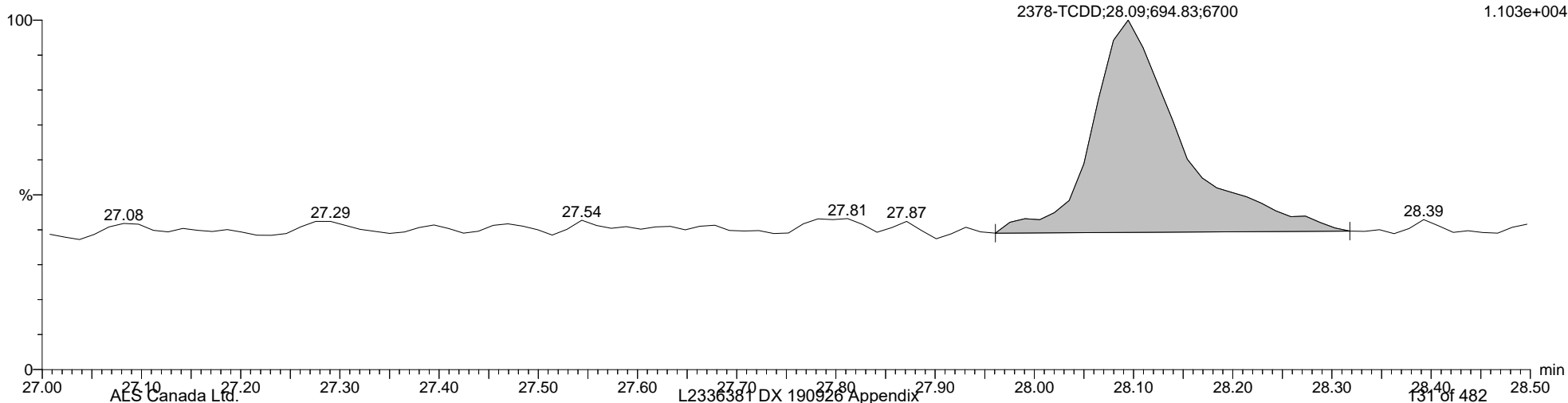
7-190724A05 Smooth(SG,1x1)  
1613B-LOD-011 H7-19-CCV-LOD-0017

F1:Voltage SIR,EI+  
319.8965  
9.931e+003



7-190724A05 Smooth(SG,1x1)  
1613B-LOD-011 H7-19-CCV-LOD-0017

F1:Voltage SIR,EI+  
321.8936  
1.103e+004



Quantify Sample Report MassLynx MassLynx V4.1 SCN 901

Dataset: C:\MassLynx\Dioxin.PRO\Result Files\7-190724A-ICAL\_M23\_QC.qld

Last Altered: Thursday, July 25, 2019 09:33:09 Eastern Daylight Time

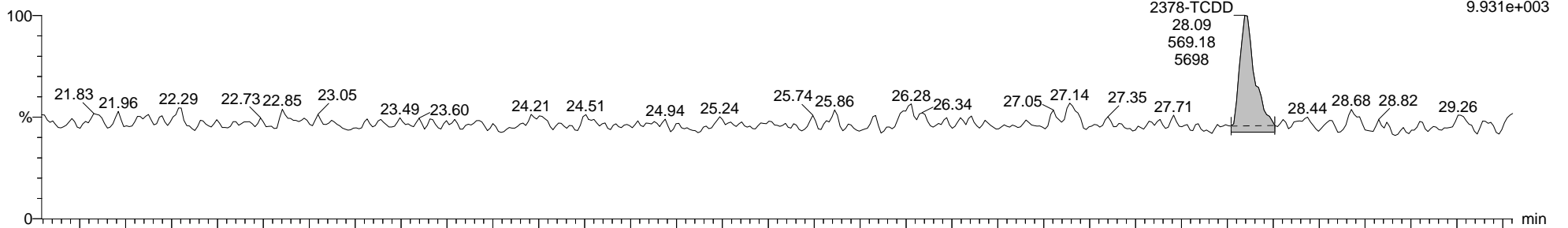
Printed: Friday, August 30, 2019 14:30:49 Eastern Daylight Time

Name: 7-190724A05, Date: 24-Jul-2019, Time: 18:44:14, ID: H7-19-CCV-LOD-0017, Description: 1613B-LOD-011, Vial: Tray1:6

Total-Tetradoxins

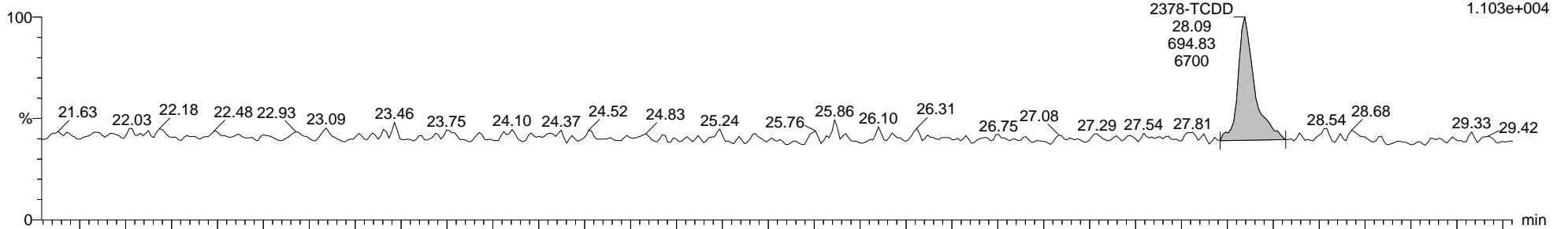
7-190724A05 Smooth(SG,1x1)  
1613B-LOD-011 H7-19-CCV-LOD-0017

F1:Voltage SIR,EI+  
319.8965  
9.931e+003



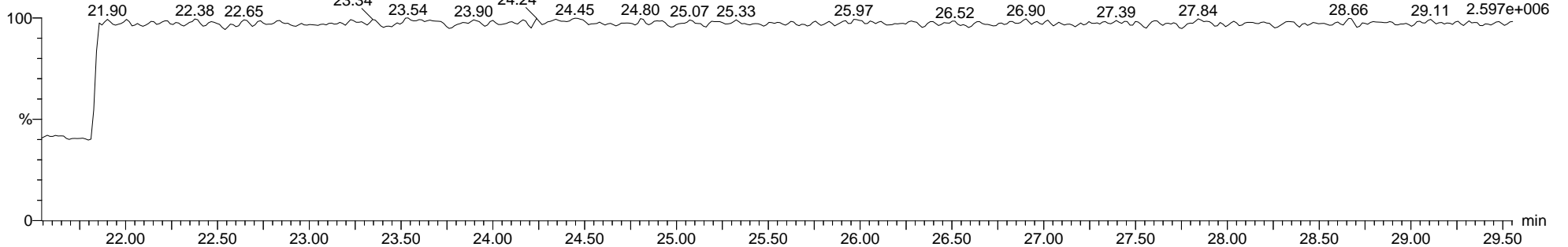
7-190724A05 Smooth(SG,1x1)  
1613B-LOD-011 H7-19-CCV-LOD-0017

F1:Voltage SIR,EI+  
321.8936  
1.103e+004



7-190724A05 Smooth(SG,1x1)  
1613B-LOD-011 H7-19-CCV-LOD-0017

F1:Voltage SIR,EI+  
316.9824  
2.597e+006





Dataset: C:\MassLynx\Dioxin.PRO\Result Files\7-190724A-ICAL\_M23\_QC.qld

Last Altered: Thursday, July 25, 2019 09:33:09 Eastern Daylight Time


Printed: Friday, August 30, 2019 14:30:49 Eastern Daylight Time

Name: 7-190724A05, Date: 24-Jul-2019, Time: 18:44:14, ID: H7-19-CCV-LOD-0017, Description: 1613B-LOD-011, Vial: Tray1:6

13C-2378-TCDD ES

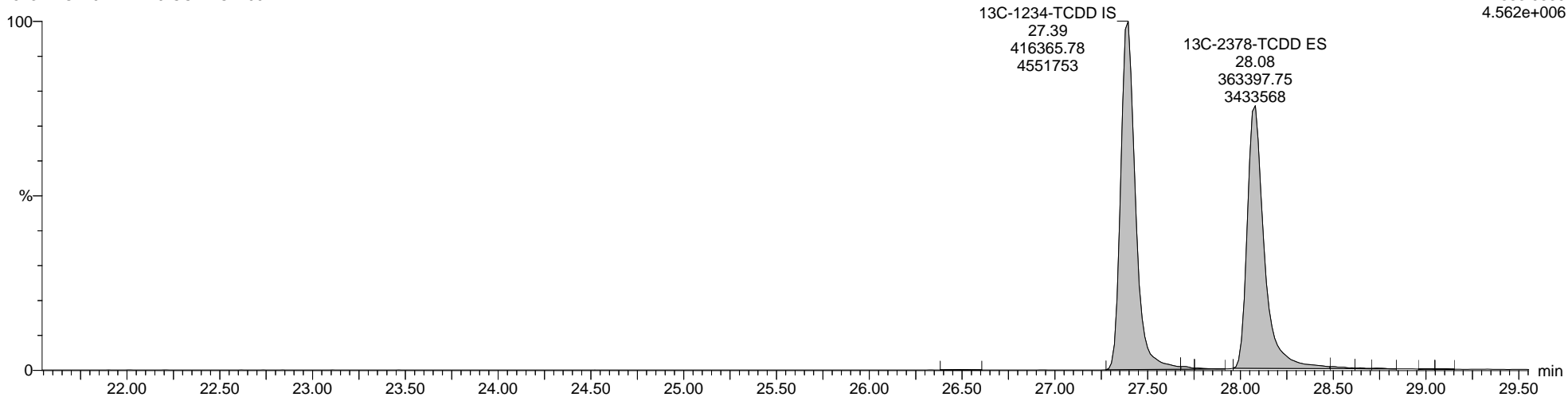
7-190724A05 Smooth(SG,1x1)  
1613B-LOD-011 H7-19-CCV-LOD-0017

F1:Voltage SIR,EI+  
331.9368  
3.640e+006



7-190724A05 Smooth(SG,1x1)  
1613B-LOD-011 H7-19-CCV-LOD-0017

F1:Voltage SIR,EI+  
333.9339  
4.562e+006



Quantify Sample Report MassLynx MassLynx V4.1 SCN 901

Dataset: C:\MassLynx\Dioxin.PRO\Result Files\7-190724A-ICAL\_M23\_QC.qld

Last Altered: Thursday, July 25, 2019 09:33:09 Eastern Daylight Time

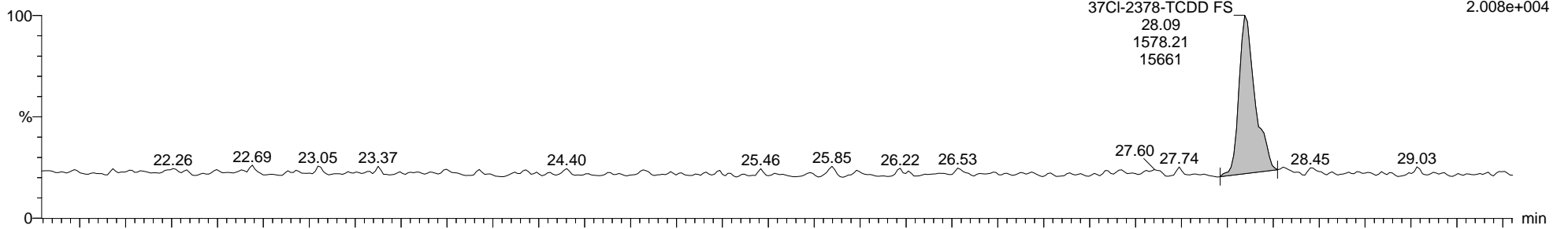
Printed: Friday, August 30, 2019 14:30:49 Eastern Daylight Time

Name: 7-190724A05, Date: 24-Jul-2019, Time: 18:44:14, ID: H7-19-CCV-LOD-0017, Description: 1613B-LOD-011, Vial: Tray1:6

Totals-37Cl-2378-TCDD

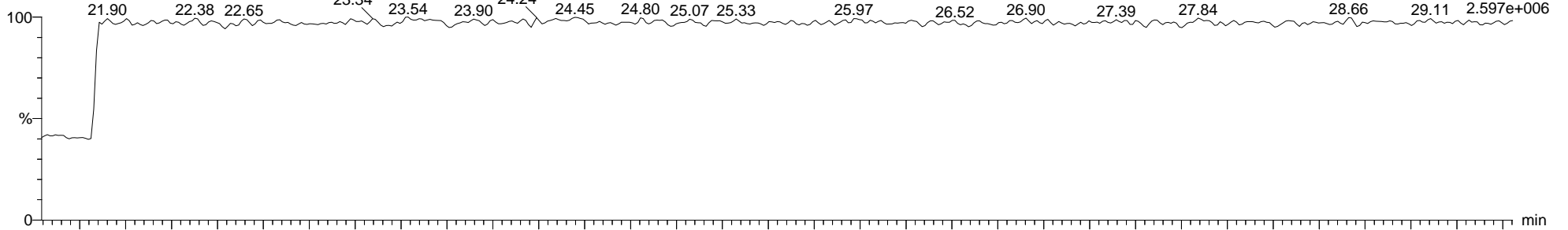
7-190724A05 Smooth(SG,1x1)  
1613B-LOD-011 H7-19-CCV-LOD-0017

F1:Voltage SIR,EI+  
327.8847  
2.008e+004



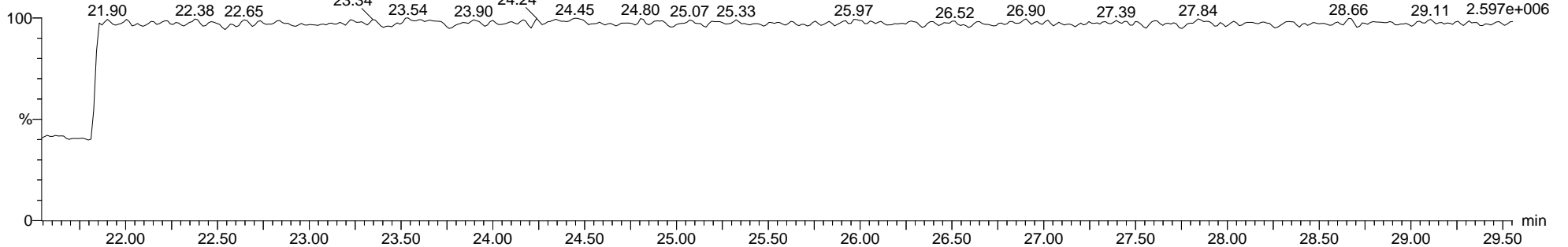
7-190724A05 Smooth(SG,1x1)  
1613B-LOD-011 H7-19-CCV-LOD-0017

F1:Voltage SIR,EI+  
316.9824  
2.597e+006



7-190724A05 Smooth(SG,1x1)  
1613B-LOD-011 H7-19-CCV-LOD-0017

F1:Voltage SIR,EI+  
316.9824  
2.597e+006



Quantify Sample Report MassLynx MassLynx V4.1 SCN 901

Dataset: C:\MassLynx\Dioxin.PRO\Result Files\7-190724A-ICAL\_M23\_QC.qld

Last Altered: Thursday, July 25, 2019 09:33:09 Eastern Daylight Time

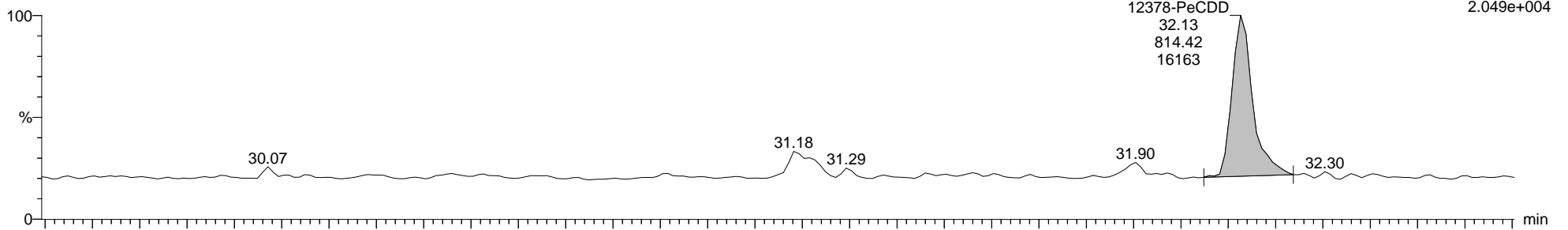
Printed: Friday, August 30, 2019 14:30:49 Eastern Daylight Time

Name: 7-190724A05, Date: 24-Jul-2019, Time: 18:44:14, ID: H7-19-CCV-LOD-0017, Description: 1613B-LOD-011, Vial: Tray1:6

Total-Pentadioxins

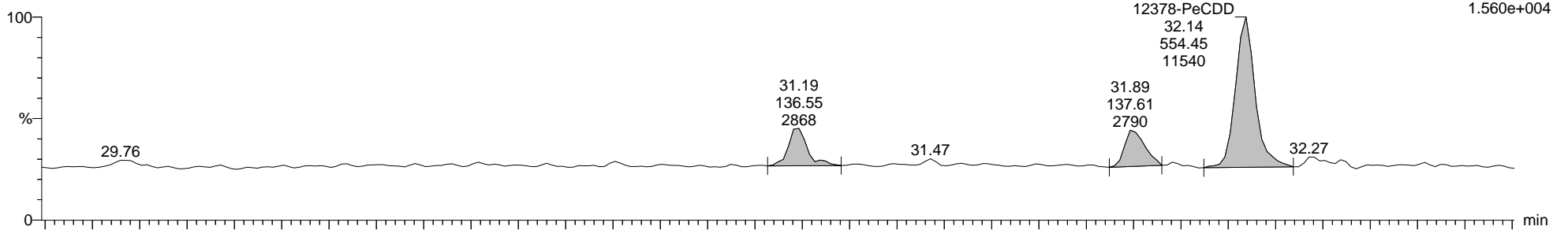
7-190724A05 Smooth(SG,1x1)  
1613B-LOD-011 H7-19-CCV-LOD-0017

F2:Voltage SIR,EI+  
355.8546  
2.049e+004



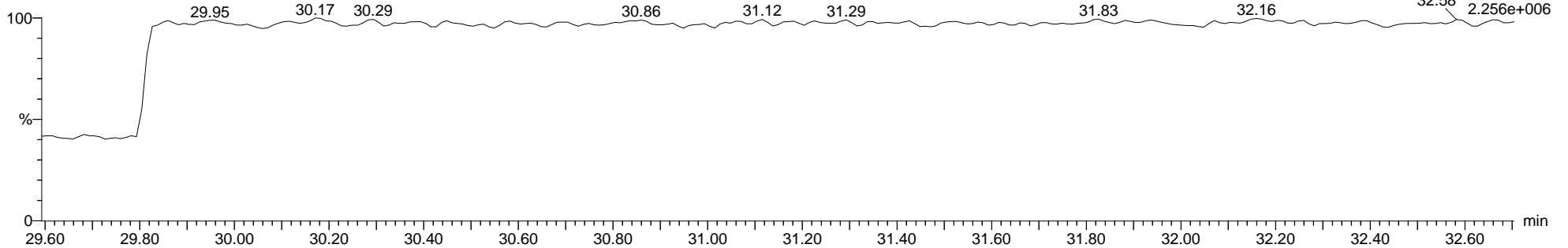
7-190724A05 Smooth(SG,1x1)  
1613B-LOD-011 H7-19-CCV-LOD-0017

F2:Voltage SIR,EI+  
353.8576  
1.560e+004



7-190724A05 Smooth(SG,1x1)  
1613B-LOD-011 H7-19-CCV-LOD-0017

F2:Voltage SIR,EI+  
366.9792  
2.256e+006



Dataset: C:\MassLynx\Dioxin.PRO\Result Files\7-190724A-ICAL\_M23\_QC.qld

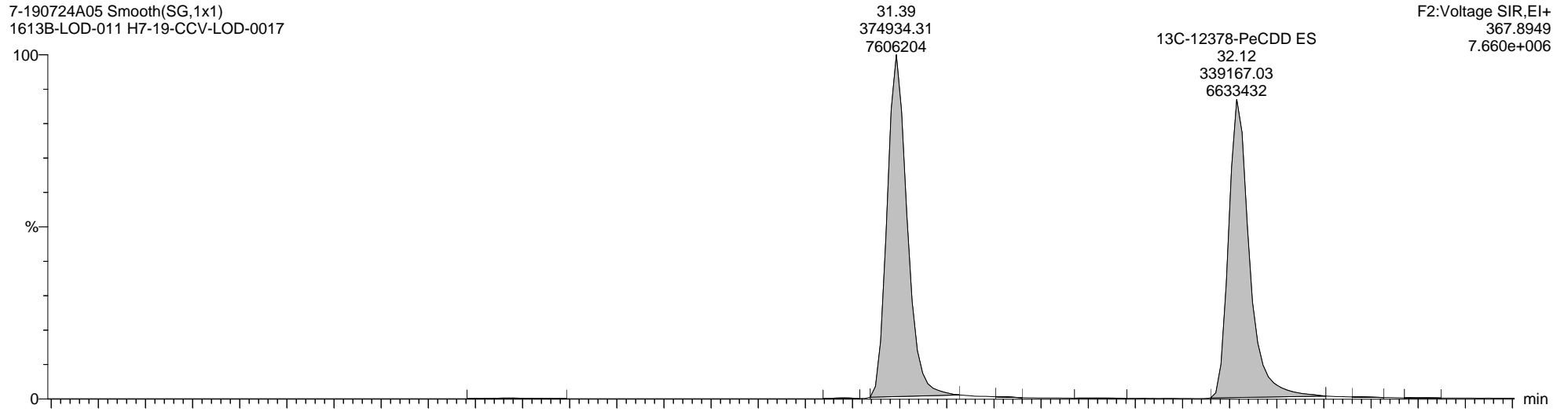
Last Altered: Thursday, July 25, 2019 09:33:09 Eastern Daylight Time

Printed: Friday, August 30, 2019 14:30:49 Eastern Daylight Time

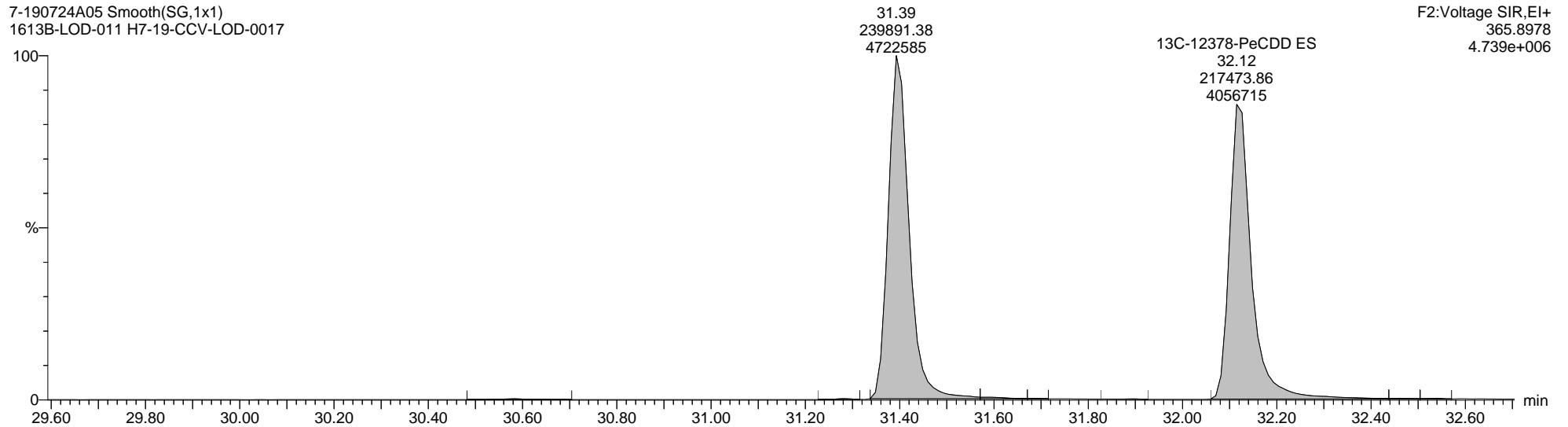
Name: 7-190724A05, Date: 24-Jul-2019, Time: 18:44:14, ID: H7-19-CCV-LOD-0017, Description: 1613B-LOD-011, Vial: Tray1:6

13C-12378-PeCDD ES

7-190724A05 Smooth(SG,1x1)  
1613B-LOD-011 H7-19-CCV-LOD-0017



7-190724A05 Smooth(SG,1x1)  
1613B-LOD-011 H7-19-CCV-LOD-0017



Quantify Sample Report MassLynx MassLynx V4.1 SCN 901

Dataset: C:\MassLynx\Dioxin.PRO\Result Files\7-190724A-ICAL\_M23\_QC.qld

Last Altered: Thursday, July 25, 2019 09:33:09 Eastern Daylight Time

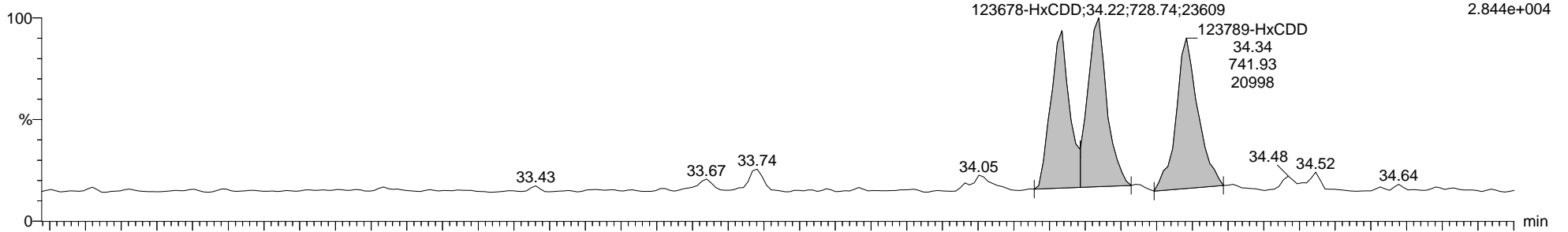
Printed: Friday, August 30, 2019 14:30:49 Eastern Daylight Time

Name: 7-190724A05, Date: 24-Jul-2019, Time: 18:44:14, ID: H7-19-CCV-LOD-0017, Description: 1613B-LOD-011, Vial: Tray1:6

Total-Hexadioxins

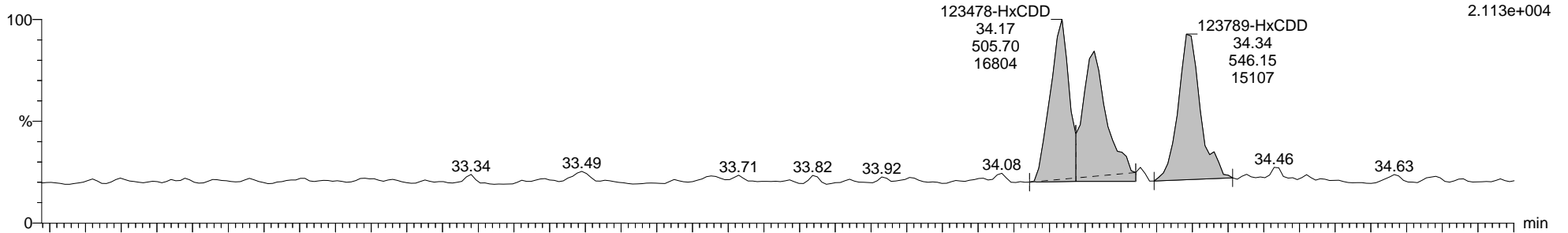
7-190724A05 Smooth(SG,1x1)  
1613B-LOD-011 H7-19-CCV-LOD-0017

F3:Voltage SIR,EI+  
389.8157  
2.844e+004



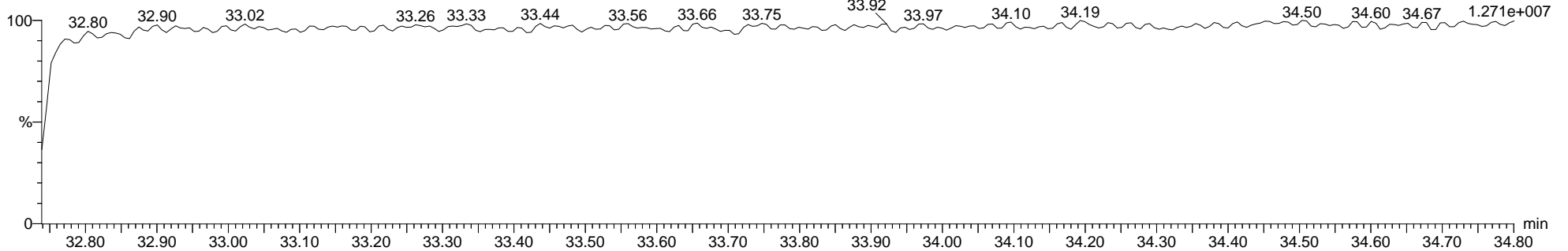
7-190724A05 Smooth(SG,1x1)  
1613B-LOD-011 H7-19-CCV-LOD-0017

F3:Voltage SIR,EI+  
391.8127  
2.113e+004



7-190724A05 Smooth(SG,1x1)  
1613B-LOD-011 H7-19-CCV-LOD-0017

F3:Voltage SIR,EI+  
380.9760  
1.271e+007



Dataset: C:\MassLynx\Dioxin.PRO\Result Files\7-190724A-ICAL\_M23\_QC.qld

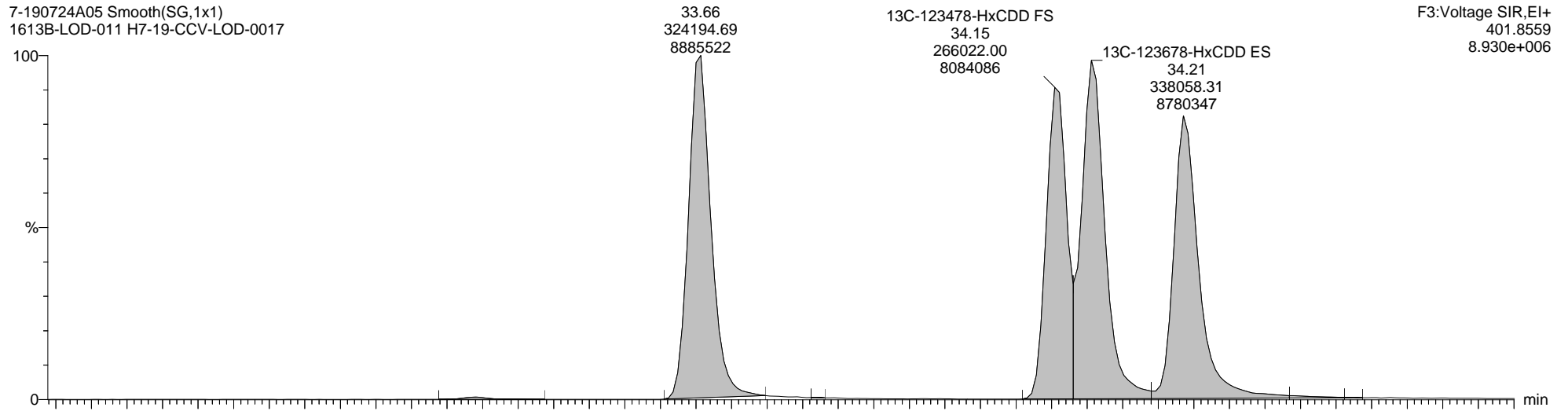
Last Altered: Thursday, July 25, 2019 09:33:09 Eastern Daylight Time

Printed: Friday, August 30, 2019 14:30:49 Eastern Daylight Time

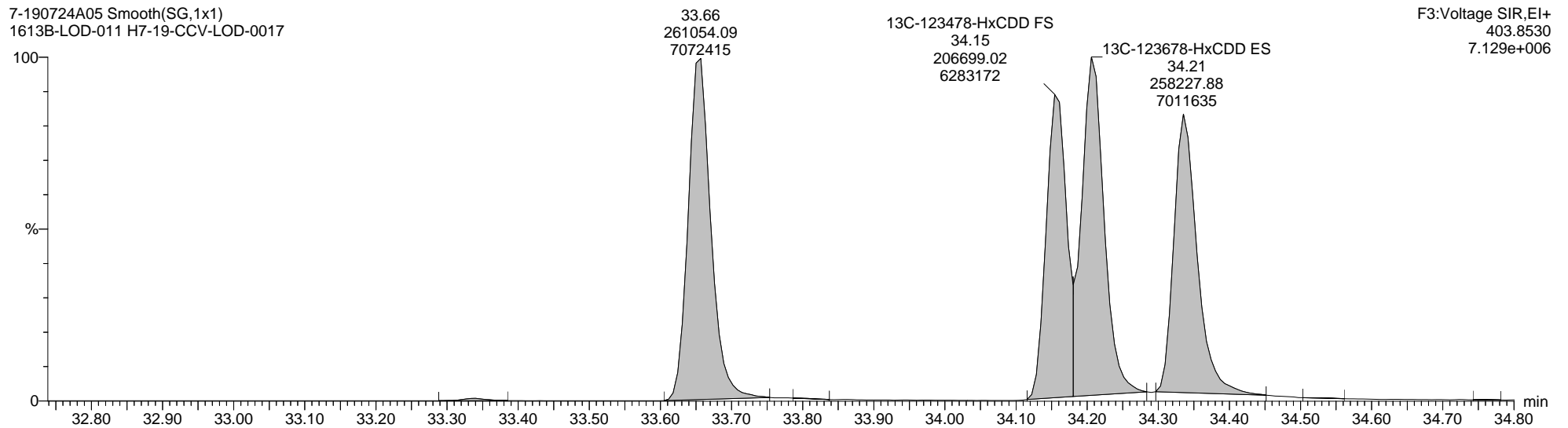
Name: 7-190724A05, Date: 24-Jul-2019, Time: 18:44:14, ID: H7-19-CCV-LOD-0017, Description: 1613B-LOD-011, Vial: Tray1:6

13C-123678-HxCDD ES

7-190724A05 Smooth(SG,1x1)  
1613B-LOD-011 H7-19-CCV-LOD-0017



7-190724A05 Smooth(SG,1x1)  
1613B-LOD-011 H7-19-CCV-LOD-0017



Quantify Sample Report

MassLynx MassLynx V4.1 SCN 901

Dataset: C:\MassLynx\Dioxin.PRO\Result Files\7-190724A-ICAL\_M23\_QC.qld

Last Altered: Thursday, July 25, 2019 09:33:09 Eastern Daylight Time

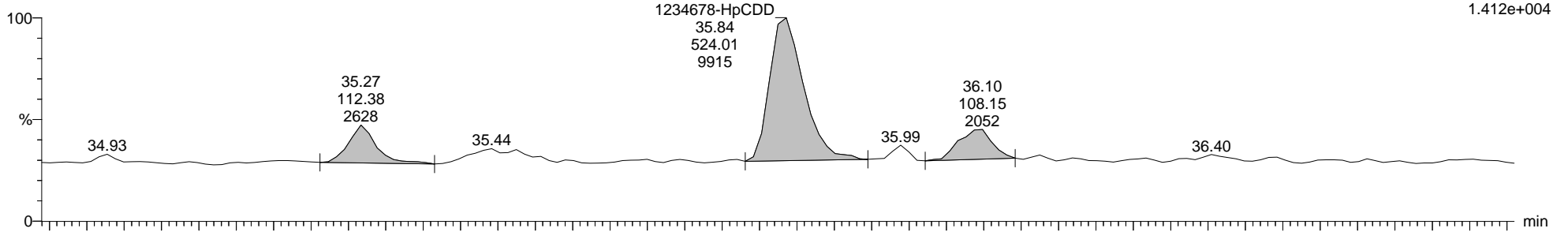
Printed: Friday, August 30, 2019 14:30:49 Eastern Daylight Time

Name: 7-190724A05, Date: 24-Jul-2019, Time: 18:44:14, ID: H7-19-CCV-LOD-0017, Description: 1613B-LOD-011, Vial: Tray1:6

Total-Heptadioxins

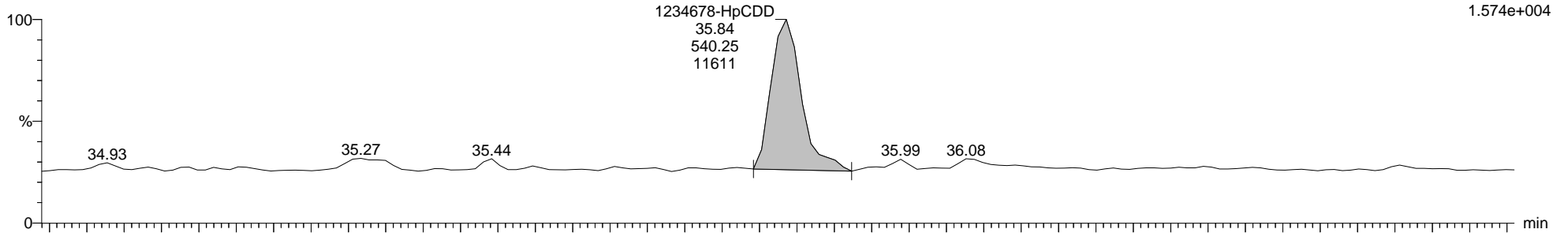
7-190724A05 Smooth(SG,1x1)  
1613B-LOD-011 H7-19-CCV-LOD-0017

F4:Voltage SIR,EI+  
423.7766  
1.412e+004



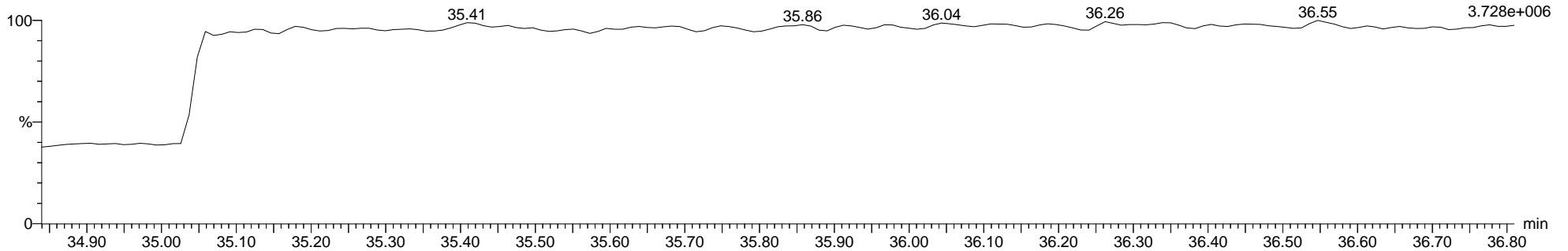
7-190724A05 Smooth(SG,1x1)  
1613B-LOD-011 H7-19-CCV-LOD-0017

F4:Voltage SIR,EI+  
425.7737  
1.574e+004



7-190724A05 Smooth(SG,1x1)  
1613B-LOD-011 H7-19-CCV-LOD-0017

F4:Voltage SIR,EI+  
454.9728  
3.728e+006



Quantify Sample Report MassLynx MassLynx V4.1 SCN 901

Dataset: C:\MassLynx\Dioxin.PRO\Result Files\7-190724A-ICAL\_M23\_QC.qld

Last Altered: Thursday, July 25, 2019 09:33:09 Eastern Daylight Time

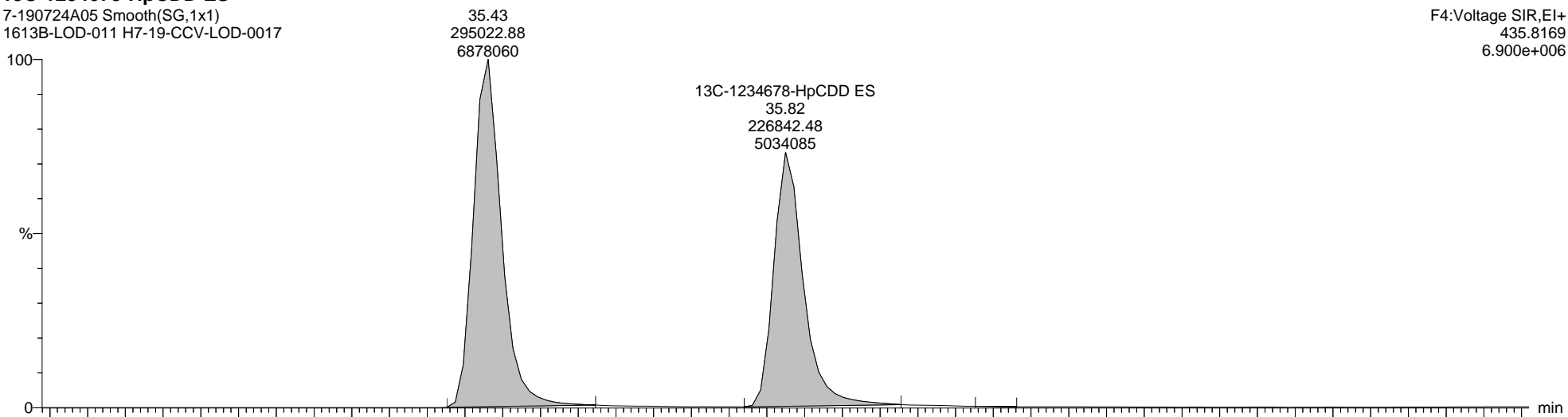
Printed: Friday, August 30, 2019 14:30:49 Eastern Daylight Time

Name: 7-190724A05, Date: 24-Jul-2019, Time: 18:44:14, ID: H7-19-CCV-LOD-0017, Description: 1613B-LOD-011, Vial: Tray1:6

13C-1234678-HpCDD ES

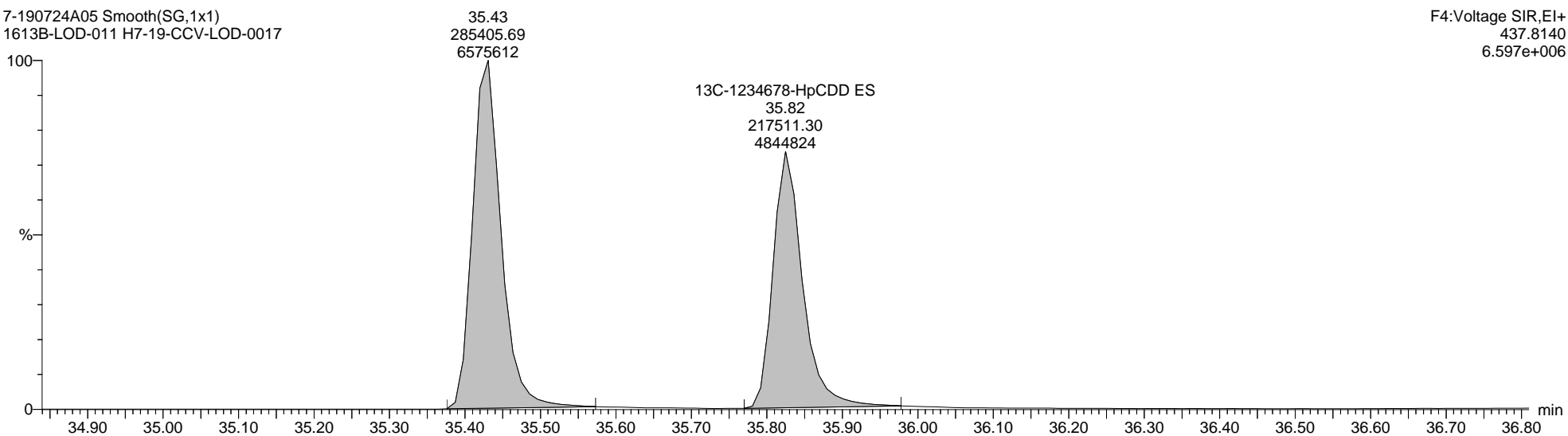
7-190724A05 Smooth(SG,1x1)  
1613B-LOD-011 H7-19-CCV-LOD-0017

F4:Voltage SIR,EI+  
435.8169  
6.900e+006



7-190724A05 Smooth(SG,1x1)  
1613B-LOD-011 H7-19-CCV-LOD-0017

F4:Voltage SIR,EI+  
437.8140  
6.597e+006





Quantify Sample Report MassLynx MassLynx V4.1 SCN 901

Dataset: C:\MassLynx\Dioxin.PRO\Result Files\7-190724A-ICAL\_M23\_QC.qld

Last Altered: Thursday, July 25, 2019 09:33:09 Eastern Daylight Time

Printed: Friday, August 30, 2019 14:30:49 Eastern Daylight Time

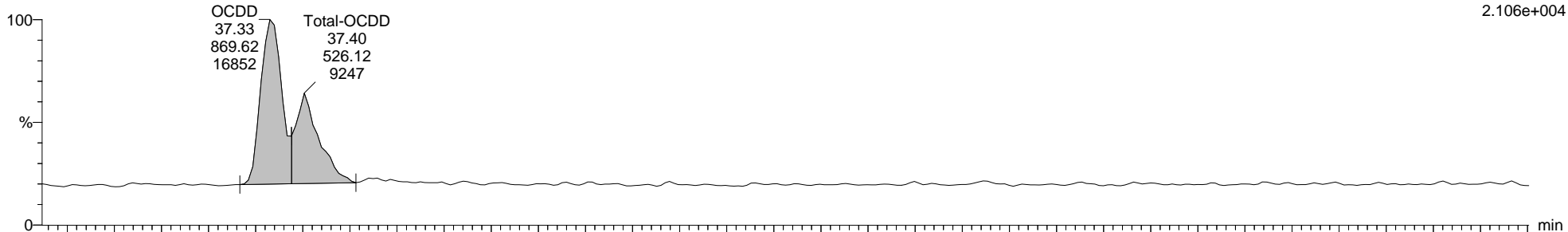
Name: 7-190724A05, Date: 24-Jul-2019, Time: 18:44:14, ID: H7-19-CCV-LOD-0017, Description: 1613B-LOD-011, Vial: Tray1:6

Total-OCDD

7-190724A05 Smooth(SG,1x1)

1613B-LOD-011 H7-19-CCV-LOD-0017

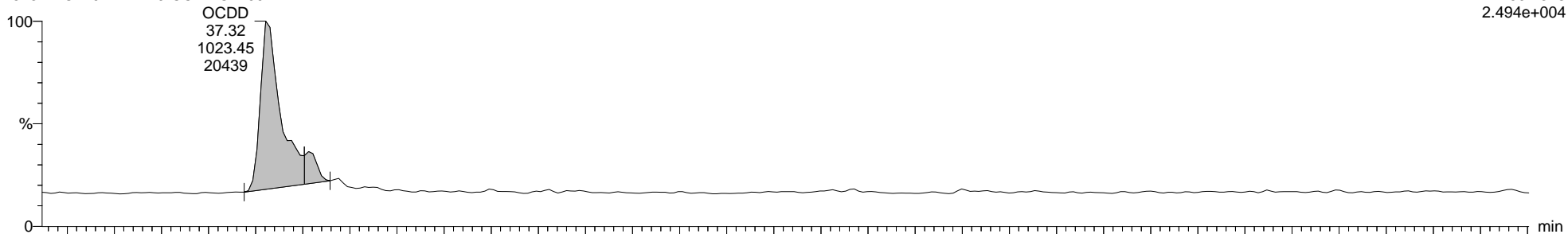
F5:Voltage SIR,EI+  
457.7377  
2.106e+004



7-190724A05 Smooth(SG,1x1)

1613B-LOD-011 H7-19-CCV-LOD-0017

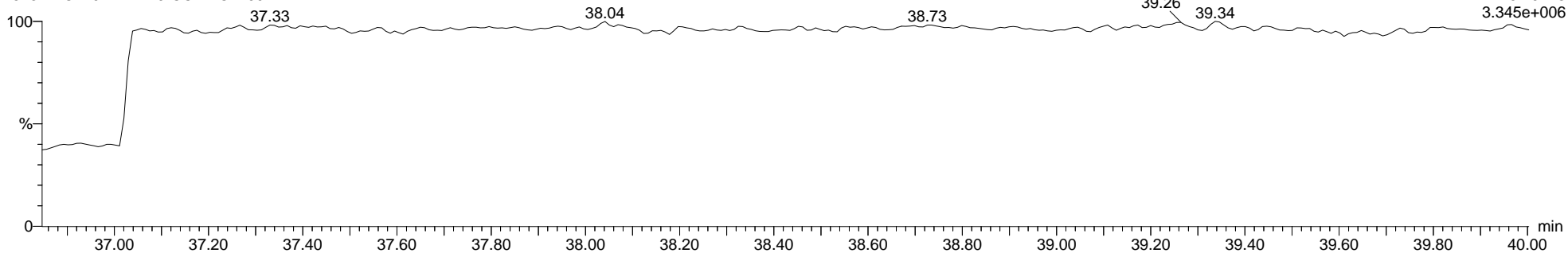
F5:Voltage SIR,EI+  
459.7348  
2.494e+004



7-190724A05 Smooth(SG,1x1)

1613B-LOD-011 H7-19-CCV-LOD-0017

F5:Voltage SIR,EI+  
454.9728  
3.345e+006



Quantify Sample Report MassLynx MassLynx V4.1 SCN 901

Dataset: C:\MassLynx\Dioxin.PRO\Result Files\7-190724A-ICAL\_M23\_QC.qld

Last Altered: Thursday, July 25, 2019 09:33:09 Eastern Daylight Time


Printed: Friday, August 30, 2019 14:30:49 Eastern Daylight Time

Name: 7-190724A05, Date: 24-Jul-2019, Time: 18:44:14, ID: H7-19-CCV-LOD-0017, Description: 1613B-LOD-011, Vial: Tray1:6

13C-OCDD ES

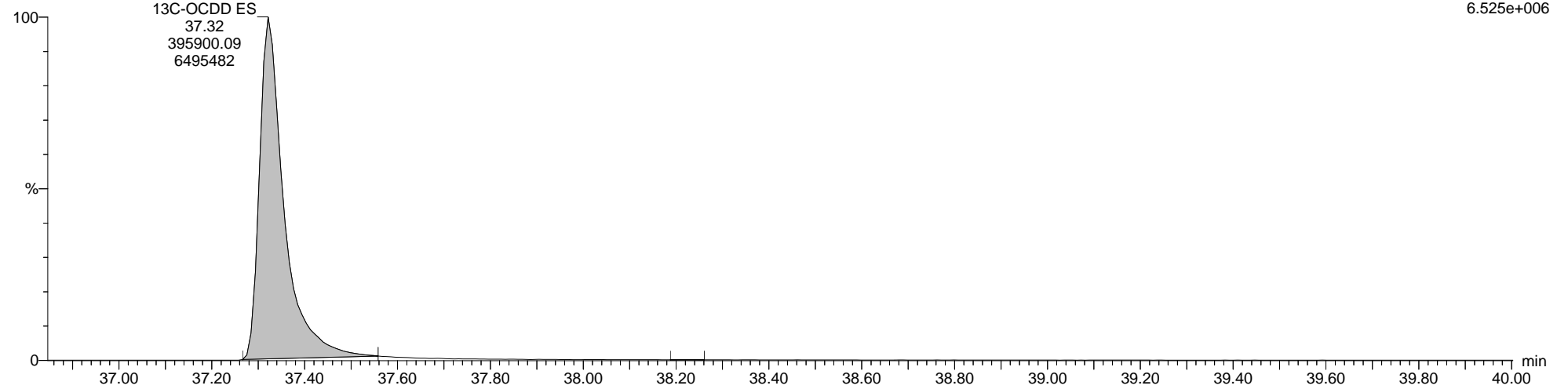
7-190724A05 Smooth(SG,1x1)  
1613B-LOD-011 H7-19-CCV-LOD-0017

F5:Voltage SIR,EI+  
469.7779  
5.765e+006



7-190724A05 Smooth(SG,1x1)  
1613B-LOD-011 H7-19-CCV-LOD-0017

F5:Voltage SIR,EI+  
471.7750  
6.525e+006



Quantify Sample Report MassLynx MassLynx V4.1 SCN 901

Dataset: C:\MassLynx\Dioxin.PRO\Result Files\7-190724A-ICAL\_M23\_QC.qld

Last Altered: Thursday, July 25, 2019 09:33:09 Eastern Daylight Time

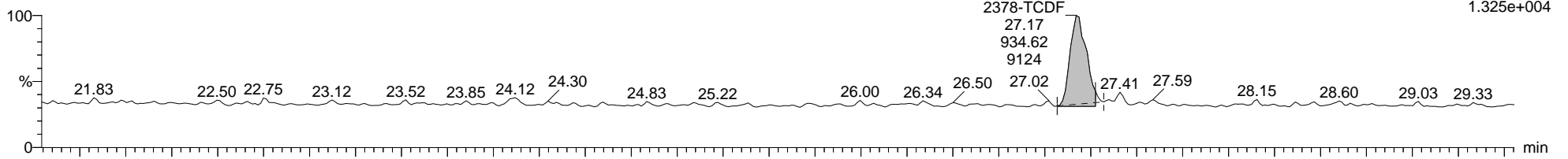
Printed: Friday, August 30, 2019 14:30:49 Eastern Daylight Time

Name: 7-190724A05, Date: 24-Jul-2019, Time: 18:44:14, ID: H7-19-CCV-LOD-0017, Description: 1613B-LOD-011, Vial: Tray1:6

Total-Tetrafurans

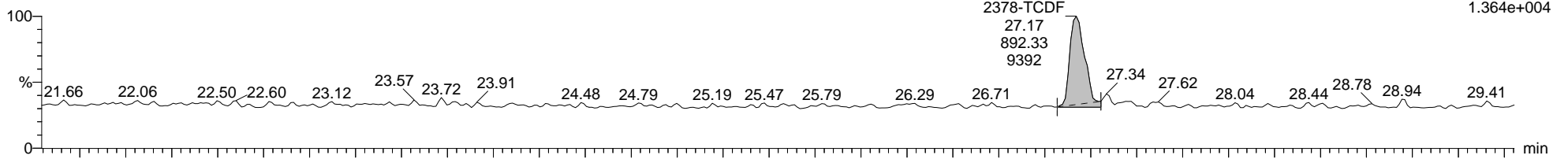
7-190724A05 Smooth(SG,1x1)  
1613B-LOD-011 H7-19-CCV-LOD-0017

F1:Voltage SIR,EI+  
303.9016  
1.325e+004



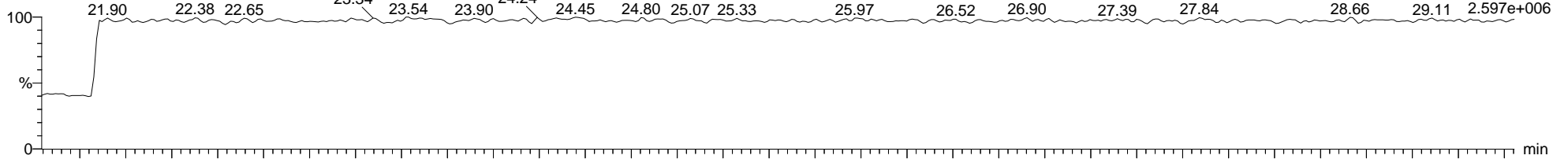
7-190724A05 Smooth(SG,1x1)  
1613B-LOD-011 H7-19-CCV-LOD-0017

F1:Voltage SIR,EI+  
305.8987  
1.364e+004



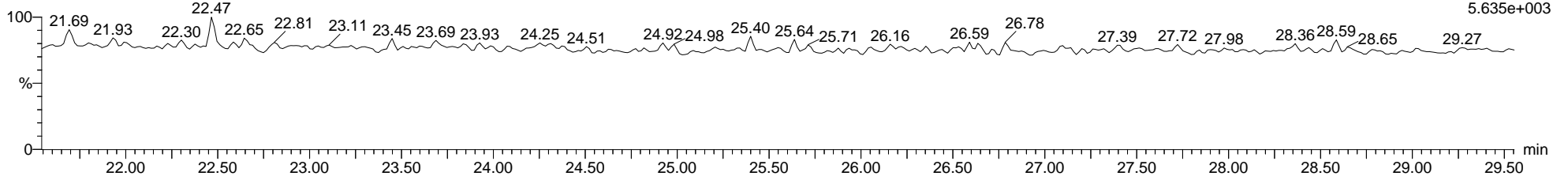
7-190724A05 Smooth(SG,1x1)  
1613B-LOD-011 H7-19-CCV-LOD-0017

F1:Voltage SIR,EI+  
316.9824  
2.597e+006



7-190724A05 Smooth(SG,1x1)  
1613B-LOD-011 H7-19-CCV-LOD-0017

F1:Voltage SIR,EI+  
375.8364  
5.635e+003



Dataset: C:\MassLynx\Dioxin.PRO\Result Files\7-190724A-ICAL\_M23\_QC.qld

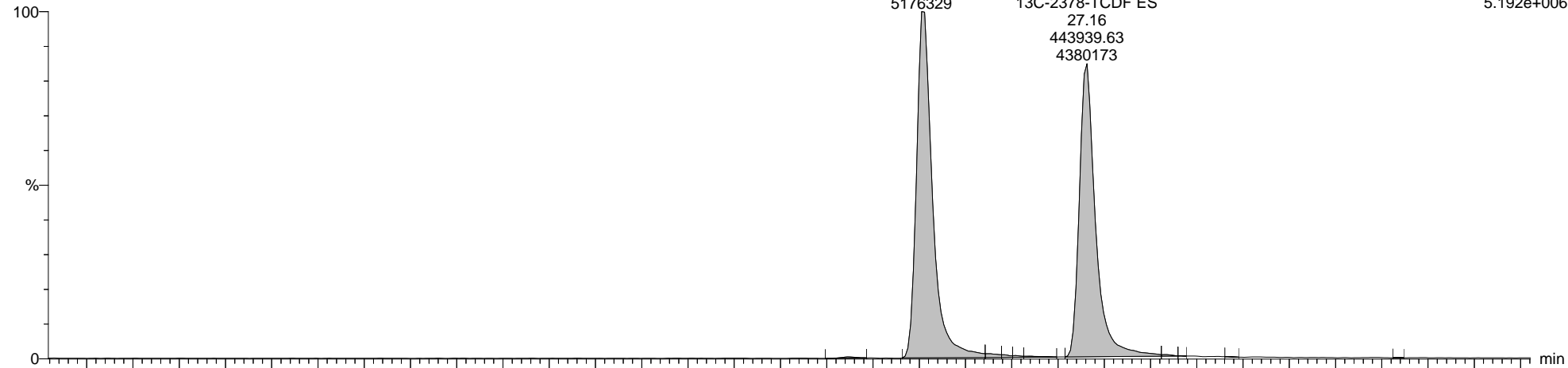
Last Altered: Thursday, July 25, 2019 09:33:09 Eastern Daylight Time

Printed: Friday, August 30, 2019 14:30:49 Eastern Daylight Time

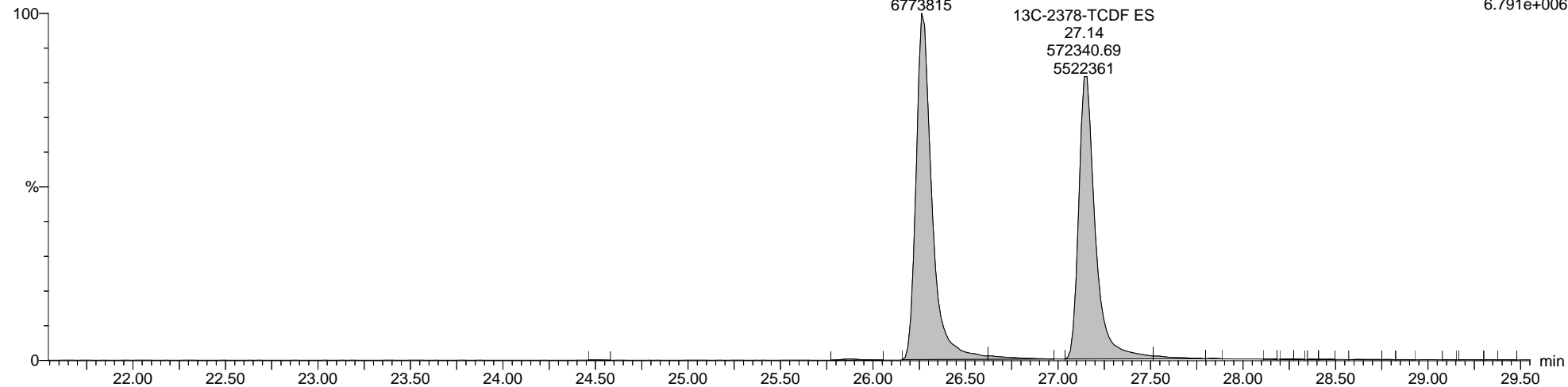
Name: 7-190724A05, Date: 24-Jul-2019, Time: 18:44:14, ID: H7-19-CCV-LOD-0017, Description: 1613B-LOD-011, Vial: Tray1:6

13C-2378-TCDF ES

7-190724A05 Smooth(SG,1x1)  
1613B-LOD-011 H7-19-CCV-LOD-0017



7-190724A05 Smooth(SG,1x1)  
1613B-LOD-011 H7-19-CCV-LOD-0017



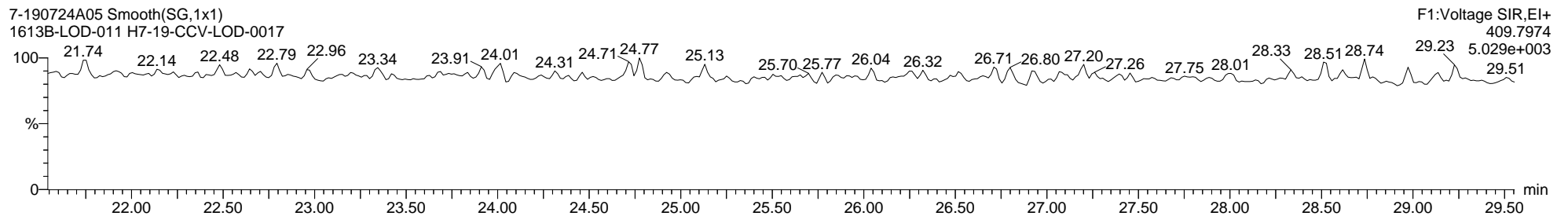
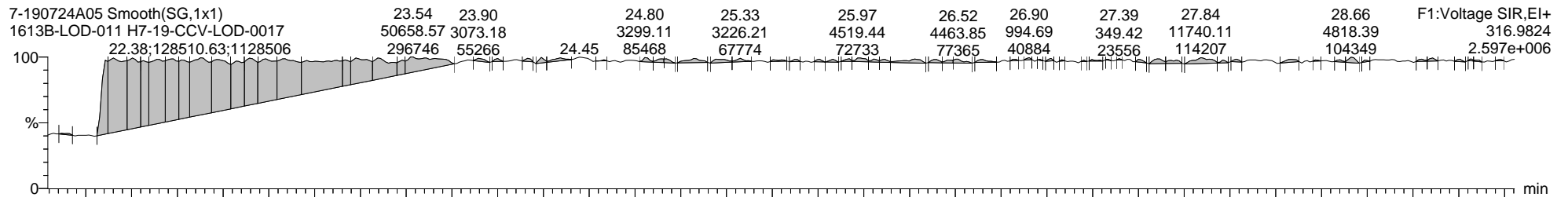
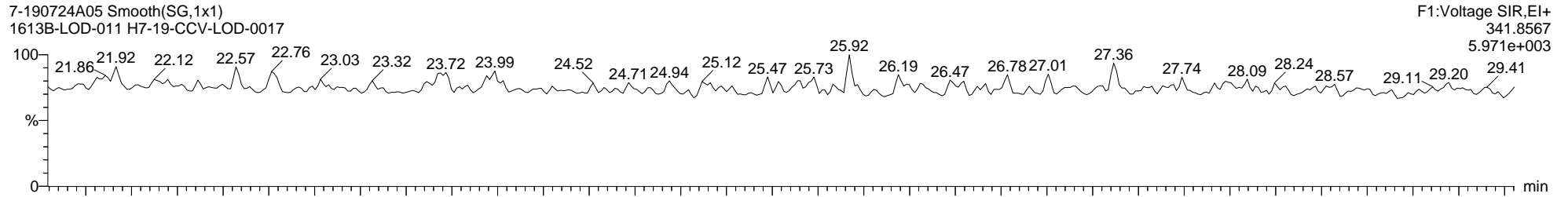
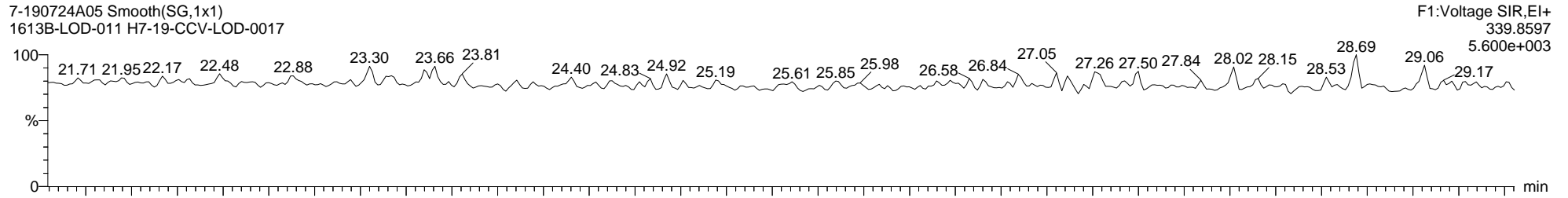
Quantify Sample Report MassLynx MassLynx V4.1 SCN 901

Dataset: C:\MassLynx\Dioxin.PRO\Result Files\7-190724A-ICAL\_M23\_QC.qld

Last Altered: Thursday, July 25, 2019 09:33:09 Eastern Daylight Time  
Printed: Friday, August 30, 2019 14:30:49 Eastern Daylight Time

Name: 7-190724A05, Date: 24-Jul-2019, Time: 18:44:14, ID: H7-19-CCV-LOD-0017, Description: 1613B-LOD-011, Vial: Tray1:6

Total-PeCDF-F1



Quantify Sample Report MassLynx MassLynx V4.1 SCN 901

Dataset: C:\MassLynx\Dioxin.PRO\Result Files\7-190724A-ICAL\_M23\_QC.qld

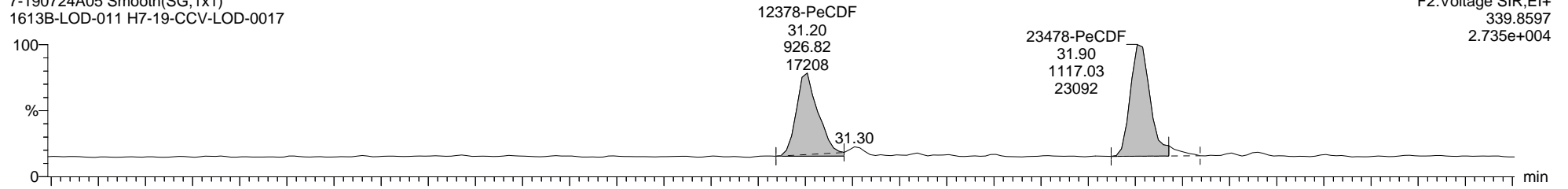
Last Altered: Thursday, July 25, 2019 09:33:09 Eastern Daylight Time

Printed: Friday, August 30, 2019 14:30:49 Eastern Daylight Time

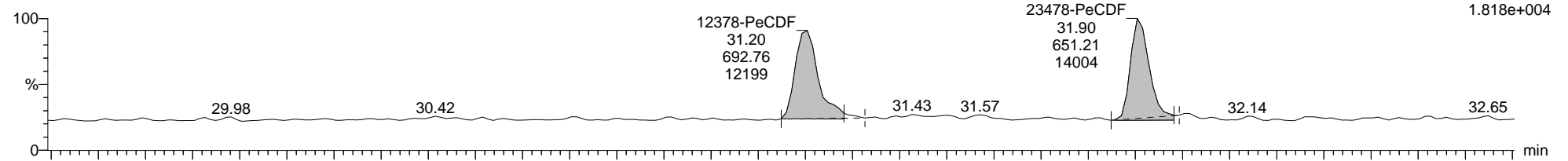
Name: 7-190724A05, Date: 24-Jul-2019, Time: 18:44:14, ID: H7-19-CCV-LOD-0017, Description: 1613B-LOD-011, Vial: Tray1:6

Total-Pentafurans

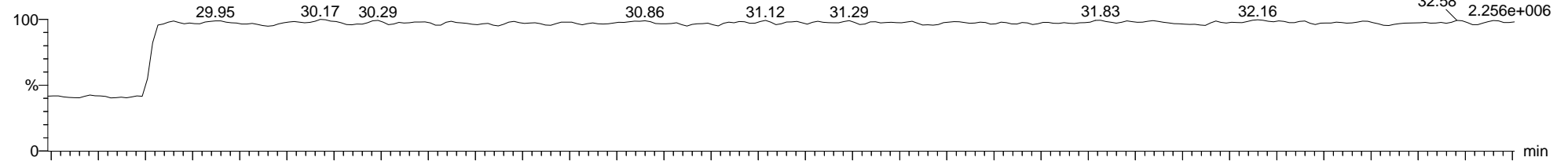
7-190724A05 Smooth(SG,1x1)  
1613B-LOD-011 H7-19-CCV-LOD-0017



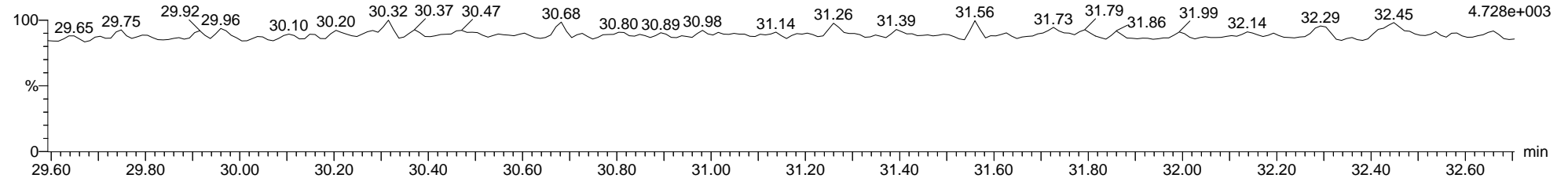
7-190724A05 Smooth(SG,1x1)  
1613B-LOD-011 H7-19-CCV-LOD-0017



7-190724A05 Smooth(SG,1x1)  
1613B-LOD-011 H7-19-CCV-LOD-0017



7-190724A05 Smooth(SG,1x1)  
1613B-LOD-011 H7-19-CCV-LOD-0017



Dataset: C:\MassLynx\Dioxin.PRO\Result Files\7-190724A-ICAL\_M23\_QC.qld

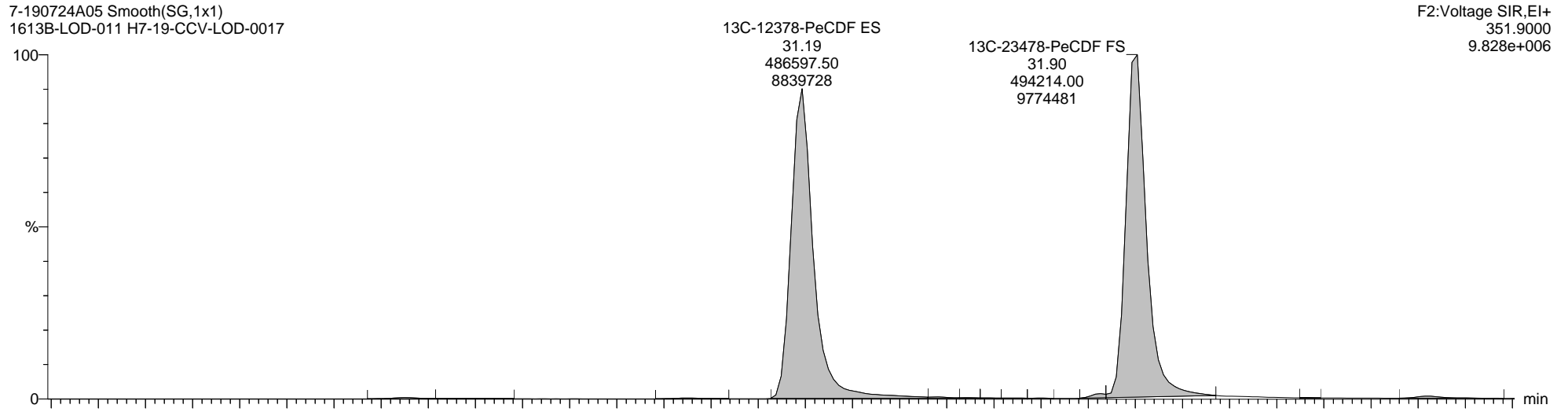
Last Altered: Thursday, July 25, 2019 09:33:09 Eastern Daylight Time

Printed: Friday, August 30, 2019 14:30:49 Eastern Daylight Time

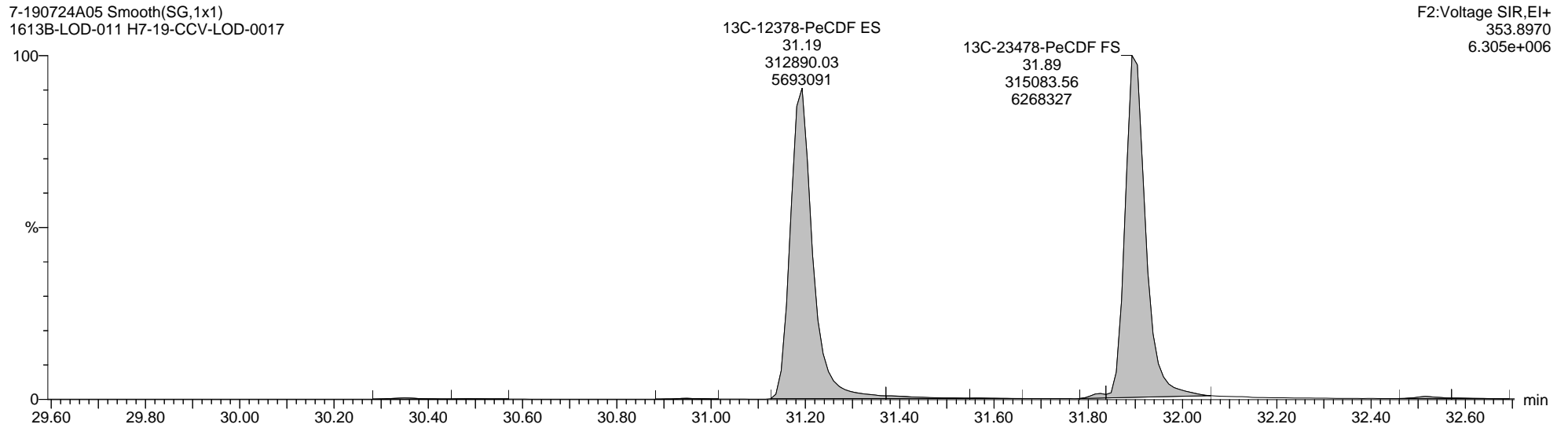
Name: 7-190724A05, Date: 24-Jul-2019, Time: 18:44:14, ID: H7-19-CCV-LOD-0017, Description: 1613B-LOD-011, Vial: Tray1:6

13C-12378-PeCDF ES

7-190724A05 Smooth(SG,1x1)  
1613B-LOD-011 H7-19-CCV-LOD-0017



7-190724A05 Smooth(SG,1x1)  
1613B-LOD-011 H7-19-CCV-LOD-0017



Quantify Sample Report MassLynx MassLynx V4.1 SCN 901

Dataset: C:\MassLynx\Dioxin.PRO\Result Files\7-190724A-ICAL\_M23\_QC.qld

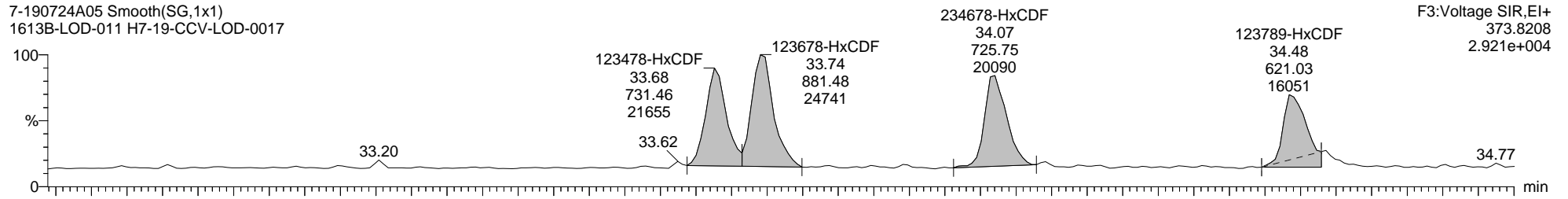
Last Altered: Thursday, July 25, 2019 09:33:09 Eastern Daylight Time

Printed: Friday, August 30, 2019 14:30:49 Eastern Daylight Time

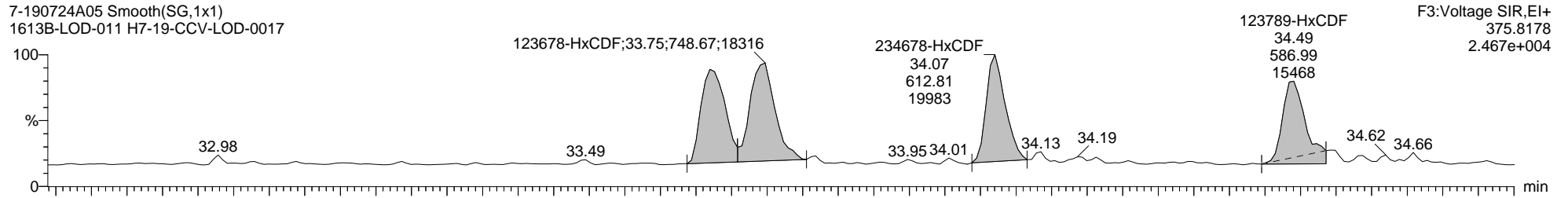
Name: 7-190724A05, Date: 24-Jul-2019, Time: 18:44:14, ID: H7-19-CCV-LOD-0017, Description: 1613B-LOD-011, Vial: Tray1:6

Total-Hexafurans

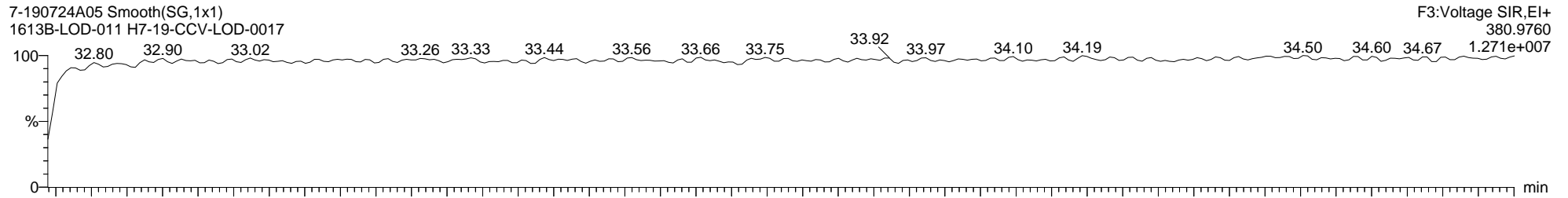
7-190724A05 Smooth(SG,1x1)  
1613B-LOD-011 H7-19-CCV-LOD-0017



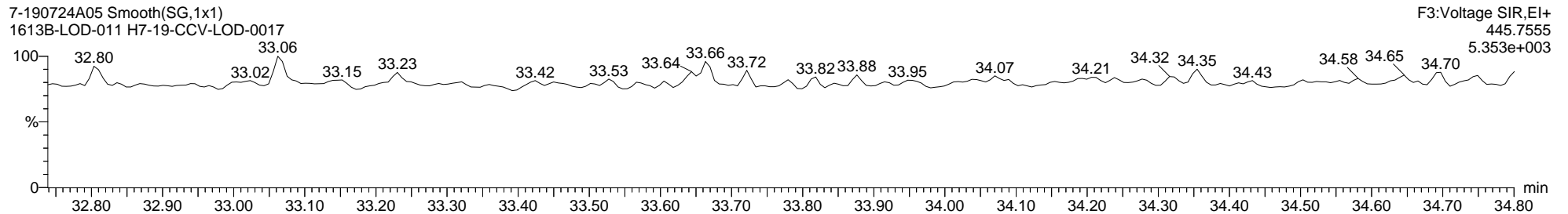
7-190724A05 Smooth(SG,1x1)  
1613B-LOD-011 H7-19-CCV-LOD-0017



7-190724A05 Smooth(SG,1x1)  
1613B-LOD-011 H7-19-CCV-LOD-0017



7-190724A05 Smooth(SG,1x1)  
1613B-LOD-011 H7-19-CCV-LOD-0017





Quantify Sample Report MassLynx MassLynx V4.1 SCN 901

Dataset: C:\MassLynx\Dioxin.PRO\Result Files\7-190724A-ICAL\_M23\_QC.qld

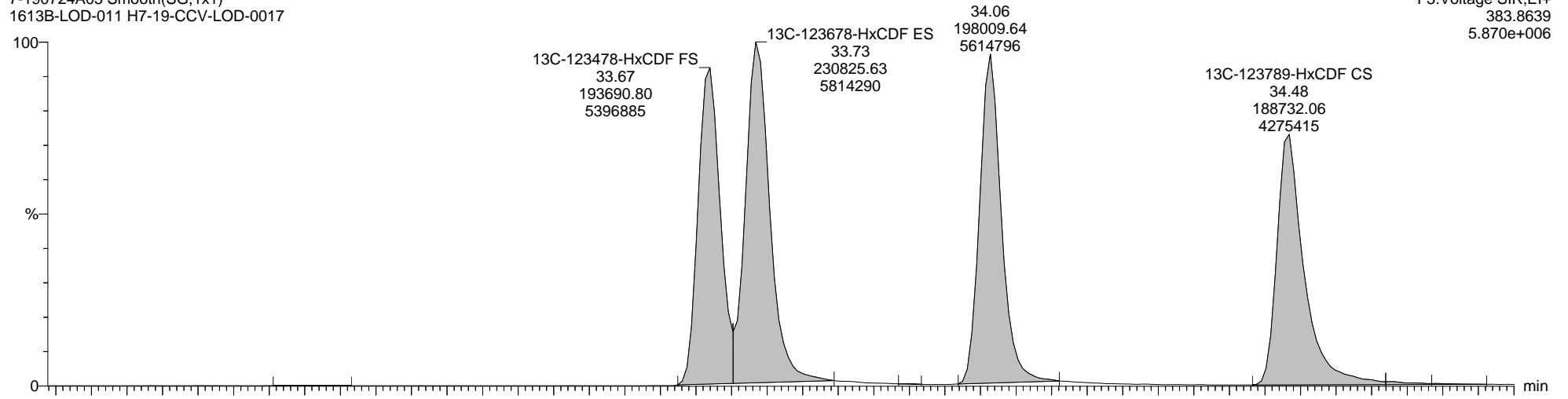
Last Altered: Thursday, July 25, 2019 09:33:09 Eastern Daylight Time

Printed: Friday, August 30, 2019 14:30:49 Eastern Daylight Time

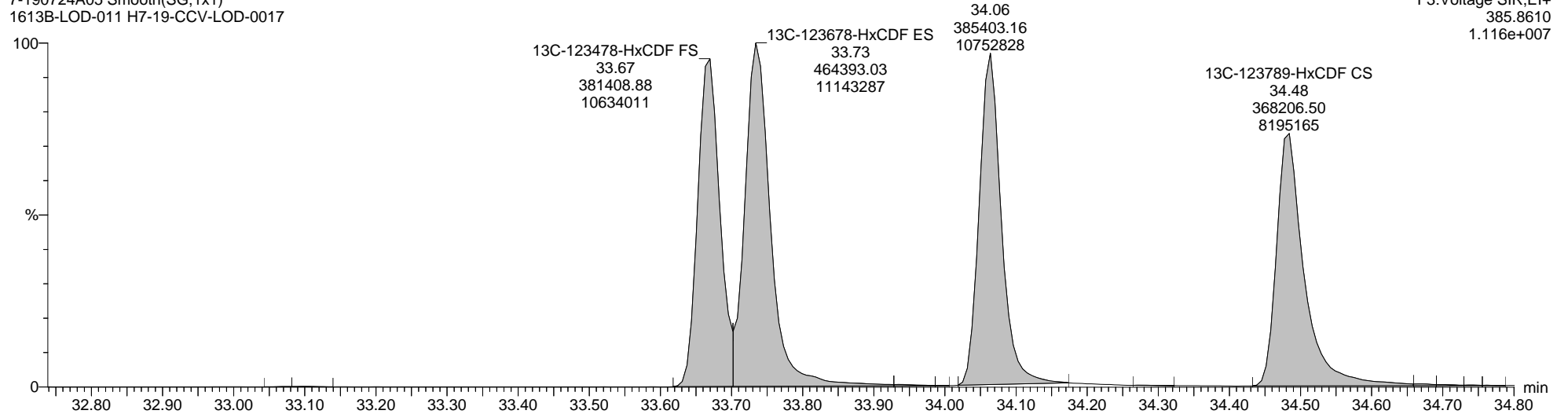
Name: 7-190724A05, Date: 24-Jul-2019, Time: 18:44:14, ID: H7-19-CCV-LOD-0017, Description: 1613B-LOD-011, Vial: Tray1:6

13C-123678-HxCDF ES

7-190724A05 Smooth(SG,1x1)  
1613B-LOD-011 H7-19-CCV-LOD-0017



7-190724A05 Smooth(SG,1x1)  
1613B-LOD-011 H7-19-CCV-LOD-0017



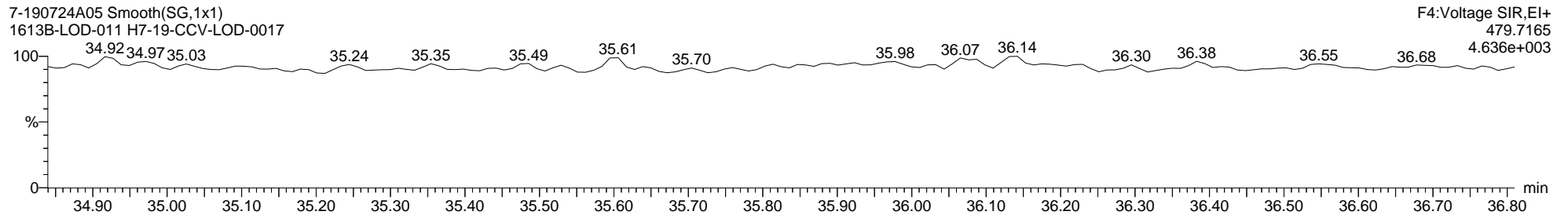
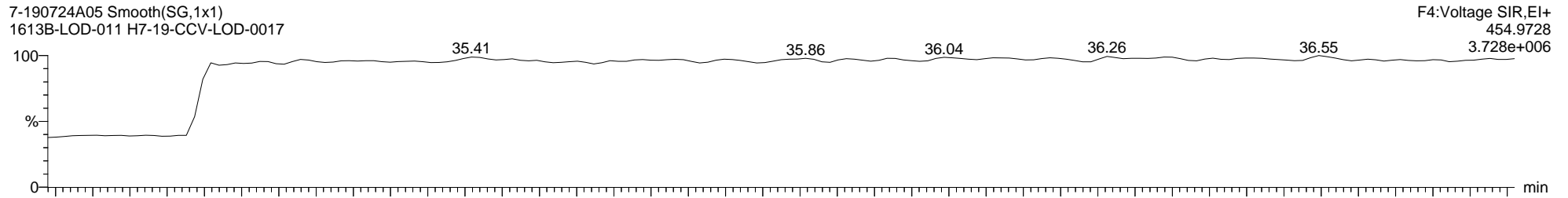
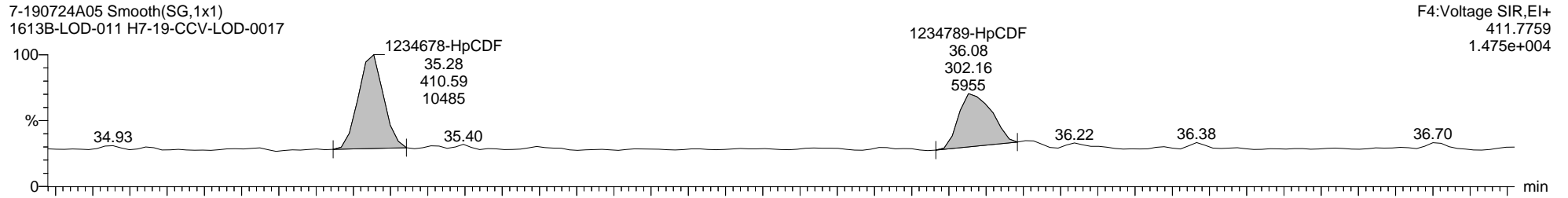
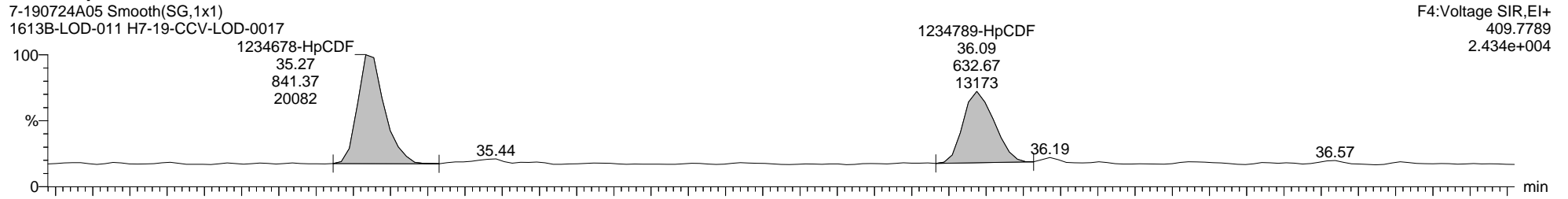
Quantify Sample Report MassLynx MassLynx V4.1 SCN 901

Dataset: C:\MassLynx\Dioxin.PRO\Result Files\7-190724A-ICAL\_M23\_QC.qld

Last Altered: Thursday, July 25, 2019 09:33:09 Eastern Daylight Time  
Printed: Friday, August 30, 2019 14:30:49 Eastern Daylight Time

Name: 7-190724A05, Date: 24-Jul-2019, Time: 18:44:14, ID: H7-19-CCV-LOD-0017, Description: 1613B-LOD-011, Vial: Tray1:6

Total-Heptafurans



Quantify Sample Report MassLynx MassLynx V4.1 SCN 901

Dataset: C:\MassLynx\Dioxin.PRO\Result Files\7-190724A-ICAL\_M23\_QC.qld

Last Altered: Thursday, July 25, 2019 09:33:09 Eastern Daylight Time

Printed: Friday, August 30, 2019 14:30:49 Eastern Daylight Time

Name: 7-190724A05, Date: 24-Jul-2019, Time: 18:44:14, ID: H7-19-CCV-LOD-0017, Description: 1613B-LOD-011, Vial: Tray1:6

13C-1234678-HpCDF ES

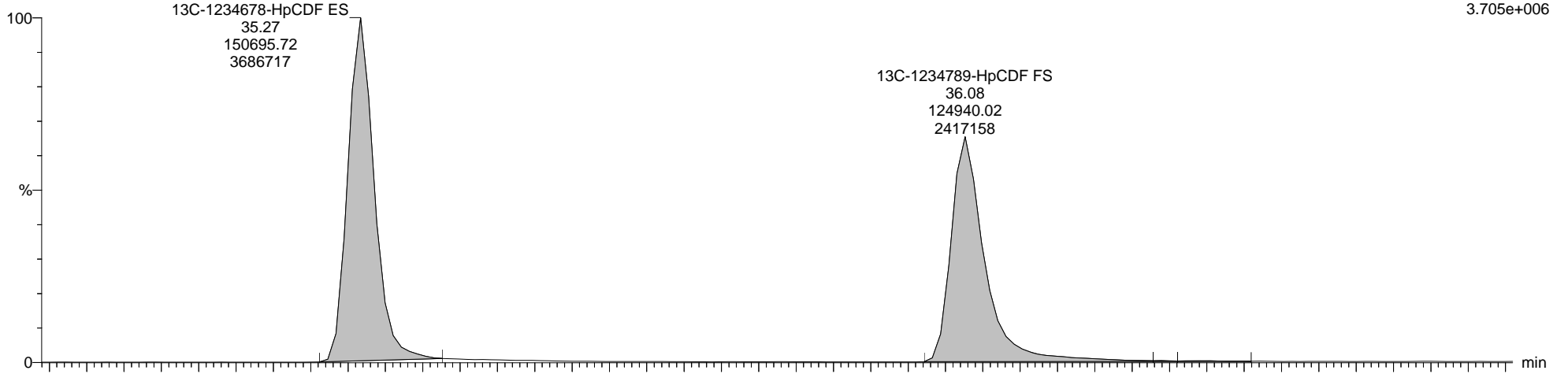
7-190724A05 Smooth(SG,1x1)

1613B-LOD-011 H7-19-CCV-LOD-0017

F4:Voltage SIR,EI+

417.8253

3.705e+006



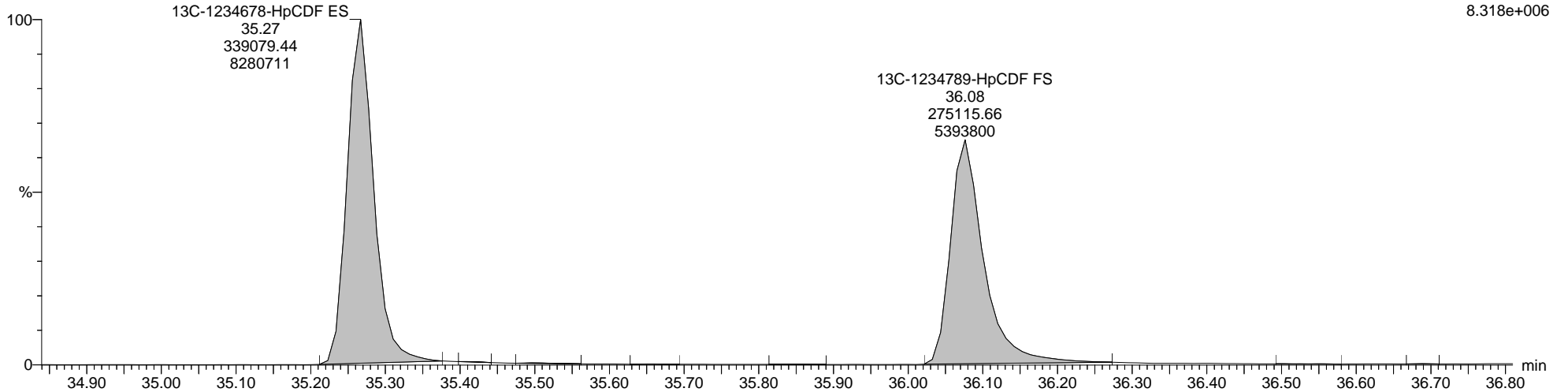
7-190724A05 Smooth(SG,1x1)

1613B-LOD-011 H7-19-CCV-LOD-0017

F4:Voltage SIR,EI+

419.8220

8.318e+006



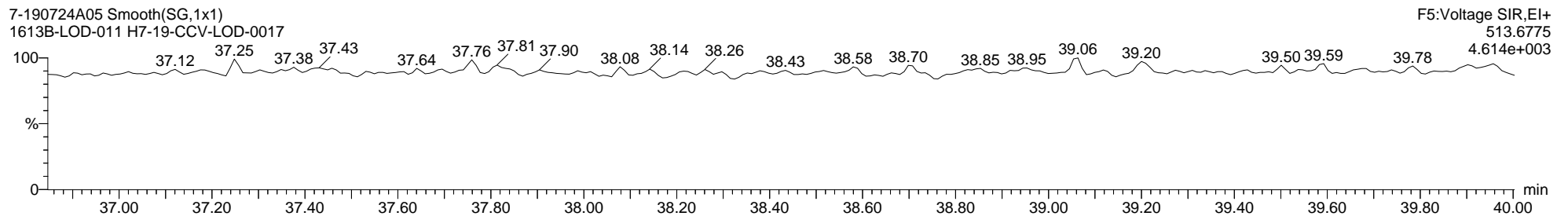
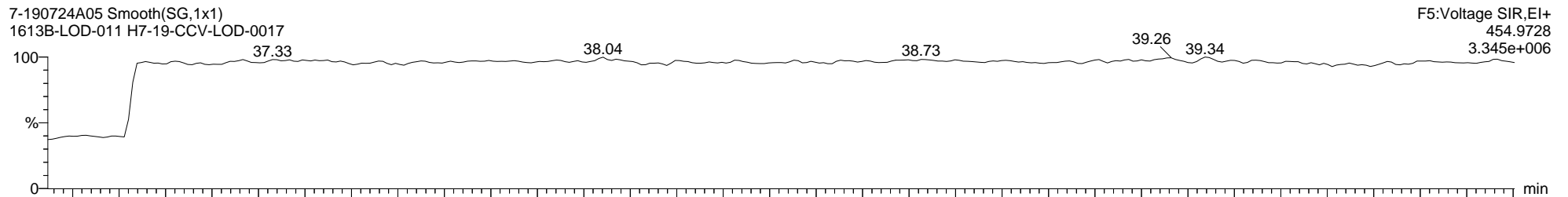
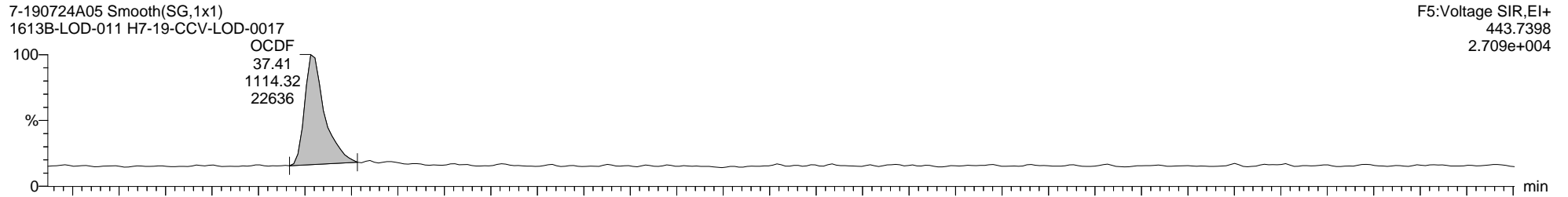
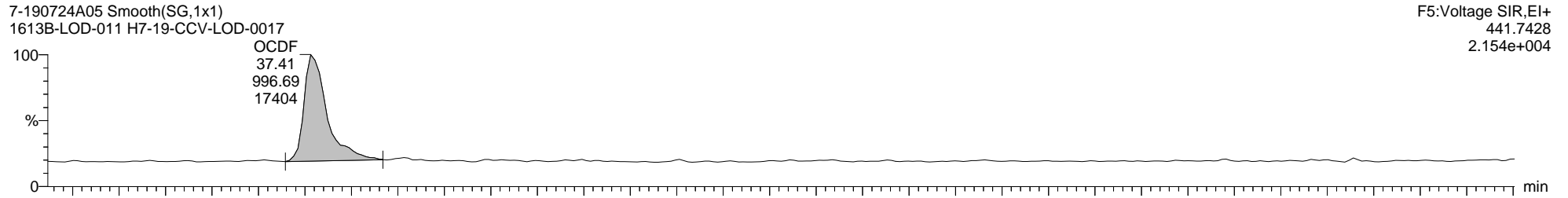
Quantify Sample Report MassLynx MassLynx V4.1 SCN 901

Dataset: C:\MassLynx\Dioxin.PRO\Result Files\7-190724A-ICAL\_M23\_QC.qld

Last Altered: Thursday, July 25, 2019 09:33:09 Eastern Daylight Time  
Printed: Friday, August 30, 2019 14:30:49 Eastern Daylight Time

Name: 7-190724A05, Date: 24-Jul-2019, Time: 18:44:14, ID: H7-19-CCV-LOD-0017, Description: 1613B-LOD-011, Vial: Tray1:6

Totals-OCDF



Dataset: C:\MassLynx\Dioxin.PRO\Result Files\7-190724A-ICAL\_M23\_QC.qld

Last Altered: Thursday, July 25, 2019 09:33:09 Eastern Daylight Time


Printed: Friday, August 30, 2019 14:30:49 Eastern Daylight Time

Name: 7-190724A08, Date: 24-Jul-2019, Time: 20:50:29, ID: H7-19-CCV-RS1-0017, Description: 1613B-RS1-011, Vial: Tray1:9

2378-TCDD

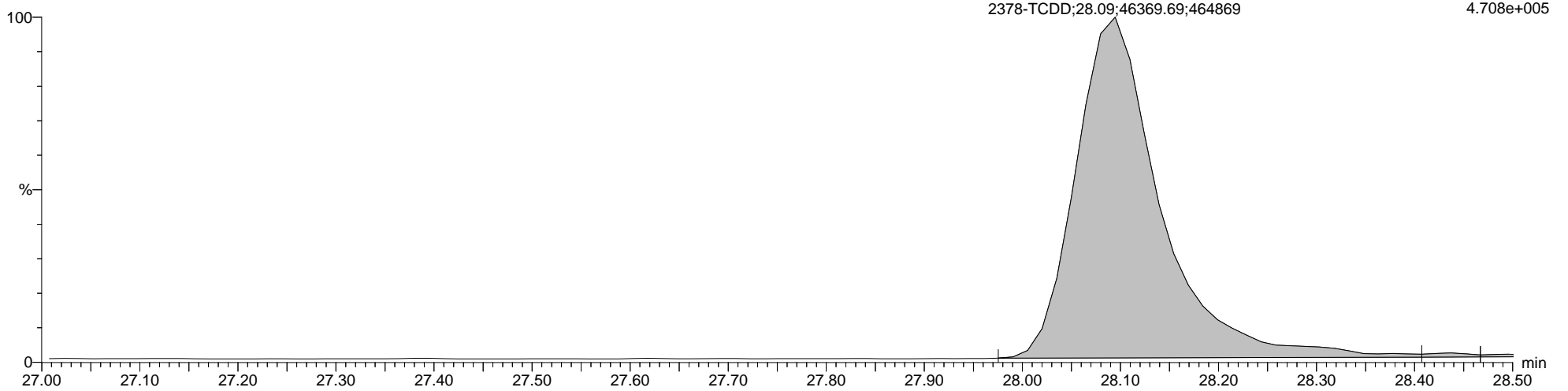
7-190724A08 Smooth(SG,1x1)  
1613B-RS1-011 H7-19-CCV-RS1-0017

F1:Voltage SIR,EI+  
319.8965  
3.627e+005



7-190724A08 Smooth(SG,1x1)  
1613B-RS1-011 H7-19-CCV-RS1-0017

F1:Voltage SIR,EI+  
321.8936  
4.708e+005



Quantify Sample Report MassLynx MassLynx V4.1 SCN 901

Dataset: C:\MassLynx\Dioxin.PRO\Result Files\7-190724A-ICAL\_M23\_QC.qld

Last Altered: Thursday, July 25, 2019 09:33:09 Eastern Daylight Time


Printed: Friday, August 30, 2019 14:30:49 Eastern Daylight Time

Name: 7-190724A08, Date: 24-Jul-2019, Time: 20:50:29, ID: H7-19-CCV-RS1-0017, Description: 1613B-RS1-011, Vial: Tray1:9

Total-Tetradoxins


7-190724A08 Smooth(SG,1x1)  
1613B-RS1-011 H7-19-CCV-RS1-0017

F1:Voltage SIR,EI+  
319.8965  
3.627e+005



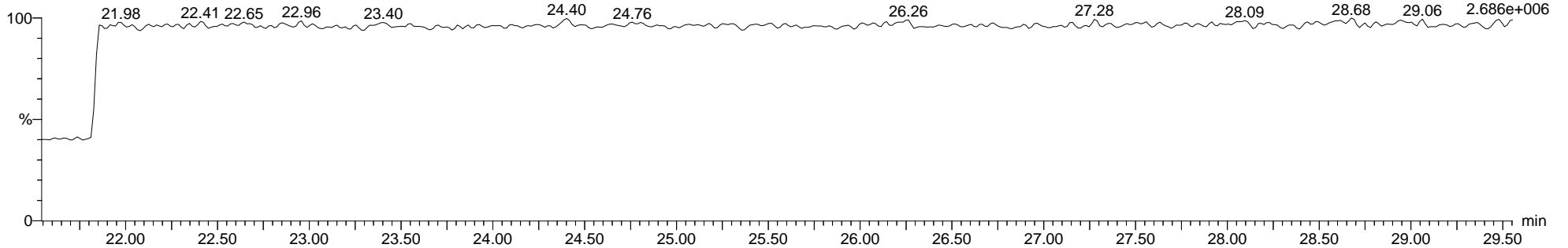
7-190724A08 Smooth(SG,1x1)  
1613B-RS1-011 H7-19-CCV-RS1-0017

F1:Voltage SIR,EI+  
321.8936  
4.708e+005



7-190724A08 Smooth(SG,1x1)  
1613B-RS1-011 H7-19-CCV-RS1-0017

F1:Voltage SIR,EI+  
316.9824  
2.686e+006



Dataset: C:\MassLynx\Dioxin.PRO\Result Files\7-190724A-ICAL\_M23\_QC.qld

Last Altered: Thursday, July 25, 2019 09:33:09 Eastern Daylight Time


Printed: Friday, August 30, 2019 14:30:49 Eastern Daylight Time

Name: 7-190724A08, Date: 24-Jul-2019, Time: 20:50:29, ID: H7-19-CCV-RS1-0017, Description: 1613B-RS1-011, Vial: Tray1:9

13C-2378-TCDD ES

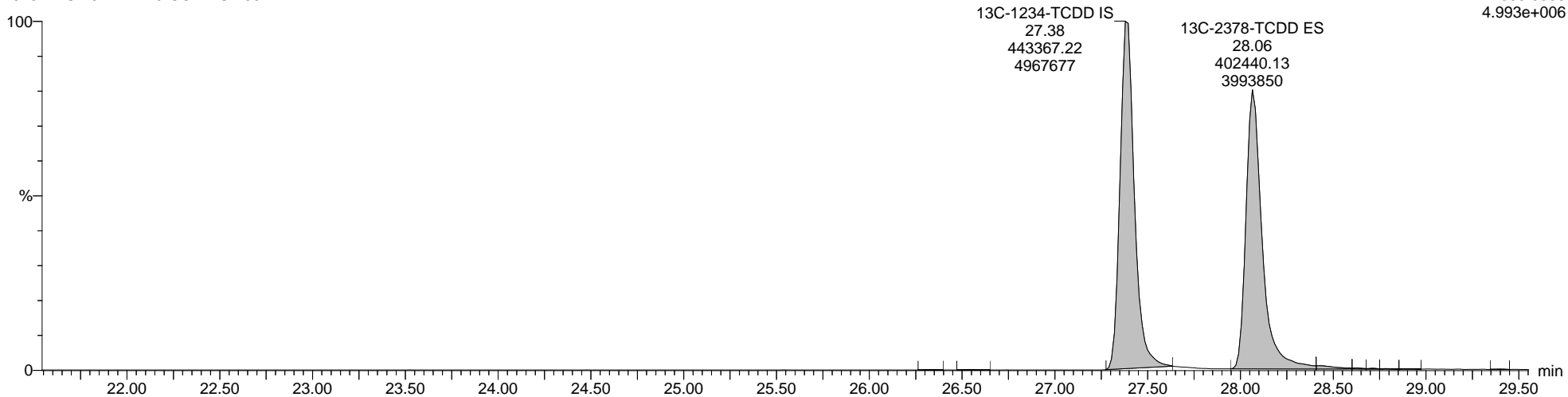
7-190724A08 Smooth(SG,1x1)  
1613B-RS1-011 H7-19-CCV-RS1-0017

F1:Voltage SIR,EI+  
331.9368  
3.947e+006



7-190724A08 Smooth(SG,1x1)  
1613B-RS1-011 H7-19-CCV-RS1-0017

F1:Voltage SIR,EI+  
333.9339  
4.993e+006



Quantify Sample Report MassLynx MassLynx V4.1 SCN 901

Dataset: C:\MassLynx\Dioxin.PRO\Result Files\7-190724A-ICAL\_M23\_QC.qld

Last Altered: Thursday, July 25, 2019 09:33:09 Eastern Daylight Time


Printed: Friday, August 30, 2019 14:30:49 Eastern Daylight Time

Name: 7-190724A08, Date: 24-Jul-2019, Time: 20:50:29, ID: H7-19-CCV-RS1-0017, Description: 1613B-RS1-011, Vial: Tray1:9

Totals-37Cl-2378-TCDD

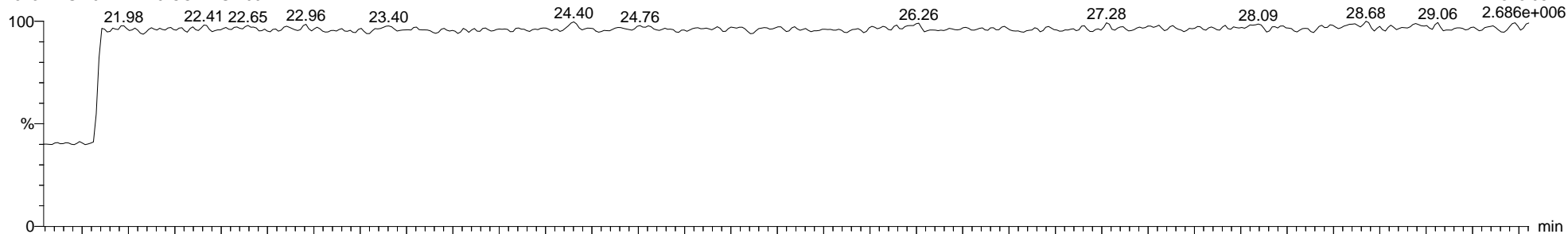
7-190724A08 Smooth(SG,1x1)  
1613B-RS1-011 H7-19-CCV-RS1-0017

F1:Voltage SIR,EI+  
327.8847  
8.231e+005



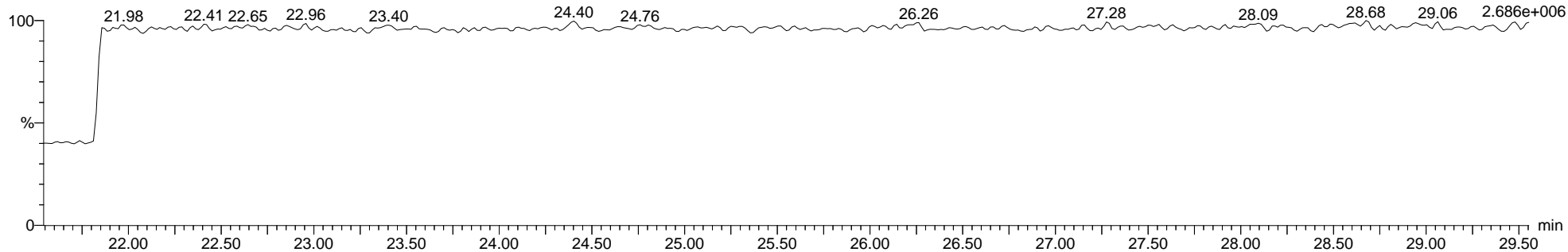
7-190724A08 Smooth(SG,1x1)  
1613B-RS1-011 H7-19-CCV-RS1-0017

F1:Voltage SIR,EI+  
316.9824  
2.686e+006



7-190724A08 Smooth(SG,1x1)  
1613B-RS1-011 H7-19-CCV-RS1-0017

F1:Voltage SIR,EI+  
316.9824  
2.686e+006





Quantify Sample Report MassLynx MassLynx V4.1 SCN 901

Dataset: C:\MassLynx\Dioxin.PRO\Result Files\7-190724A-ICAL\_M23\_QC.qld

Last Altered: Thursday, July 25, 2019 09:33:09 Eastern Daylight Time


Printed: Friday, August 30, 2019 14:30:49 Eastern Daylight Time

Name: 7-190724A08, Date: 24-Jul-2019, Time: 20:50:29, ID: H7-19-CCV-RS1-0017, Description: 1613B-RS1-011, Vial: Tray1:9

Total-Pentadioxins


7-190724A08 Smooth(SG,1x1)  
1613B-RS1-011 H7-19-CCV-RS1-0017

F2:Voltage SIR,EI+  
355.8546  
3.722e+006



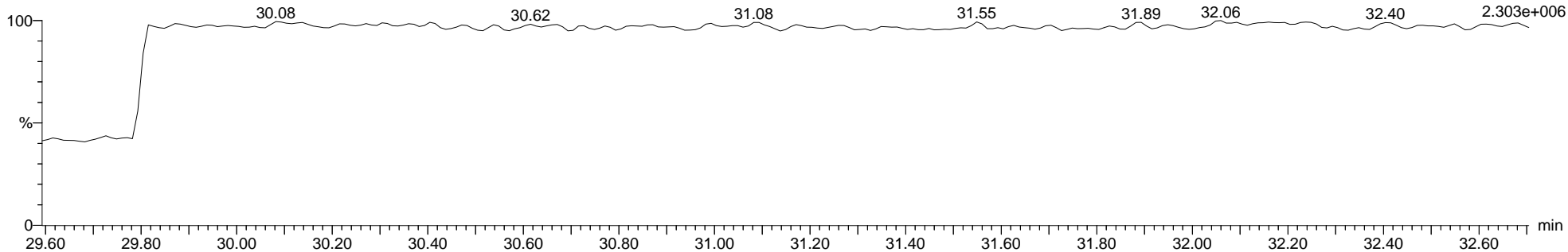
7-190724A08 Smooth(SG,1x1)  
1613B-RS1-011 H7-19-CCV-RS1-0017

F2:Voltage SIR,EI+  
353.8576  
2.277e+006



7-190724A08 Smooth(SG,1x1)  
1613B-RS1-011 H7-19-CCV-RS1-0017

F2:Voltage SIR,EI+  
366.9792  
2.303e+006



Dataset: C:\MassLynx\Dioxin.PRO\Result Files\7-190724A-ICAL\_M23\_QC.qld

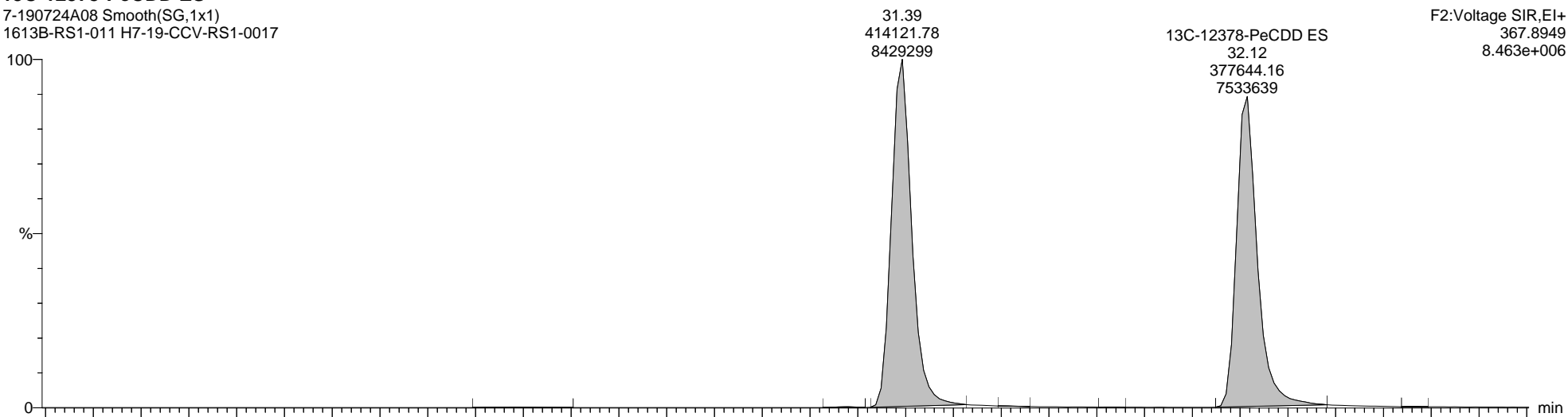
Last Altered: Thursday, July 25, 2019 09:33:09 Eastern Daylight Time

Printed: Friday, August 30, 2019 14:30:49 Eastern Daylight Time

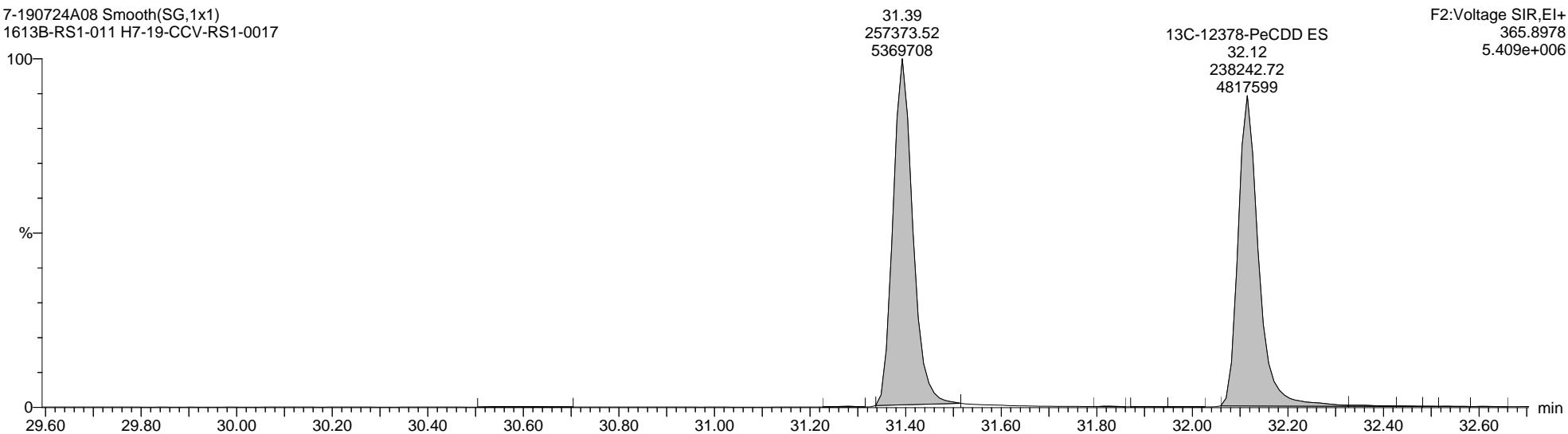
Name: 7-190724A08, Date: 24-Jul-2019, Time: 20:50:29, ID: H7-19-CCV-RS1-0017, Description: 1613B-RS1-011, Vial: Tray1:9

13C-12378-PeCDD ES

7-190724A08 Smooth(SG,1x1)  
1613B-RS1-011 H7-19-CCV-RS1-0017



7-190724A08 Smooth(SG,1x1)  
1613B-RS1-011 H7-19-CCV-RS1-0017



Quantify Sample Report MassLynx MassLynx V4.1 SCN 901

Dataset: C:\MassLynx\Dioxin.PRO\Result Files\7-190724A-ICAL\_M23\_QC.qld

Last Altered: Thursday, July 25, 2019 09:33:09 Eastern Daylight Time


Printed: Friday, August 30, 2019 14:30:49 Eastern Daylight Time

Name: 7-190724A08, Date: 24-Jul-2019, Time: 20:50:29, ID: H7-19-CCV-RS1-0017, Description: 1613B-RS1-011, Vial: Tray1:9

Total-Hexadioxins


7-190724A08 Smooth(SG,1x1)  
1613B-RS1-011 H7-19-CCV-RS1-0017

F3:Voltage SIR,EI+  
389.8157  
4.549e+006



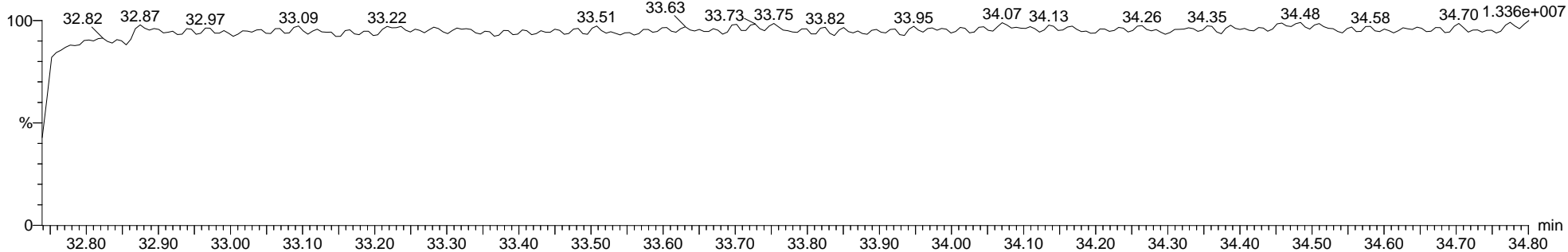
7-190724A08 Smooth(SG,1x1)  
1613B-RS1-011 H7-19-CCV-RS1-0017

F3:Voltage SIR,EI+  
391.8127  
3.618e+006



7-190724A08 Smooth(SG,1x1)  
1613B-RS1-011 H7-19-CCV-RS1-0017

F3:Voltage SIR,EI+  
380.9760  
1.336e+007



Quantify Sample Report

MassLynx MassLynx V4.1 SCN 901

Dataset: C:\MassLynx\Dioxin.PRO\Result Files\7-190724A-ICAL\_M23\_QC.qld

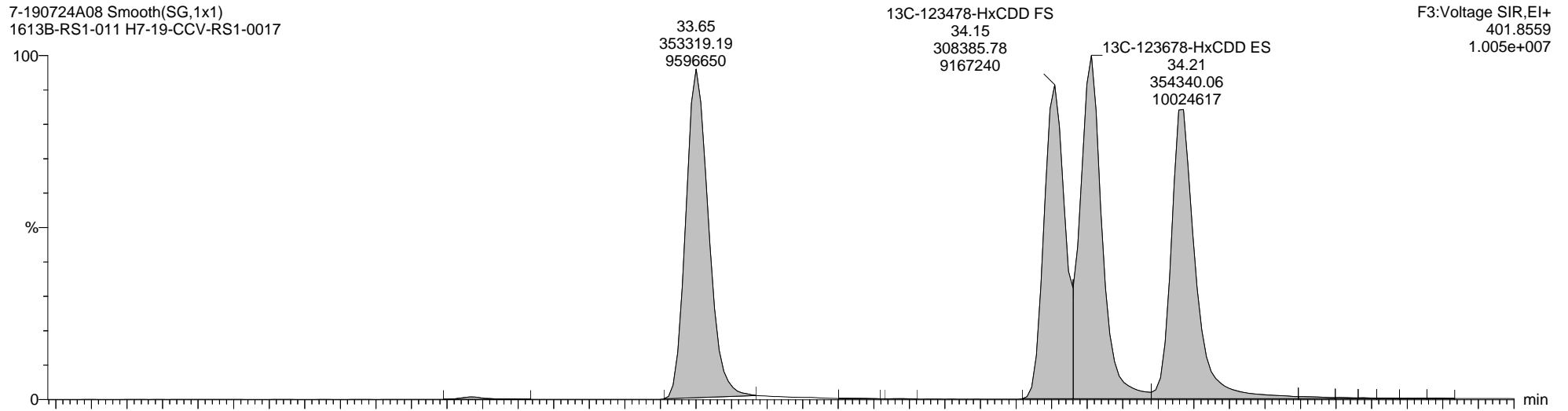
Last Altered: Thursday, July 25, 2019 09:33:09 Eastern Daylight Time

Printed: Friday, August 30, 2019 14:30:49 Eastern Daylight Time

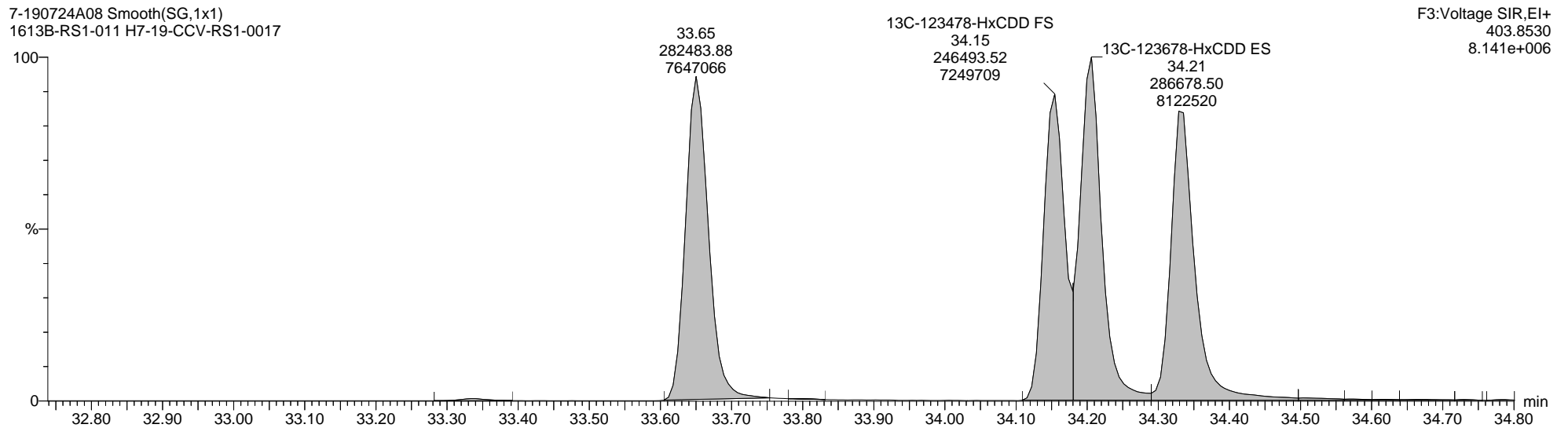
Name: 7-190724A08, Date: 24-Jul-2019, Time: 20:50:29, ID: H7-19-CCV-RS1-0017, Description: 1613B-RS1-011, Vial: Tray1:9

13C-123678-HxCDD ES

7-190724A08 Smooth(SG,1x1)  
1613B-RS1-011 H7-19-CCV-RS1-0017



7-190724A08 Smooth(SG,1x1)  
1613B-RS1-011 H7-19-CCV-RS1-0017



Quantify Sample Report MassLynx MassLynx V4.1 SCN 901

Dataset: C:\MassLynx\Dioxin.PRO\Result Files\7-190724A-ICAL\_M23\_QC.qld

Last Altered: Thursday, July 25, 2019 09:33:09 Eastern Daylight Time

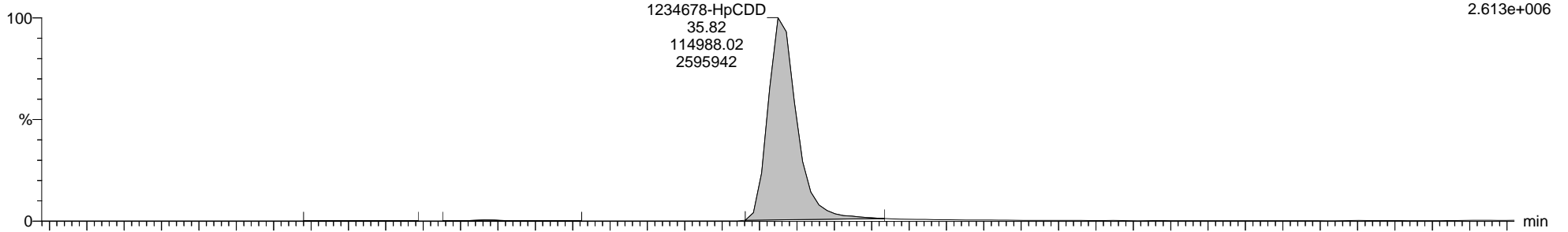
Printed: Friday, August 30, 2019 14:30:49 Eastern Daylight Time

Name: 7-190724A08, Date: 24-Jul-2019, Time: 20:50:29, ID: H7-19-CCV-RS1-0017, Description: 1613B-RS1-011, Vial: Tray1:9

Total-Heptadioxins

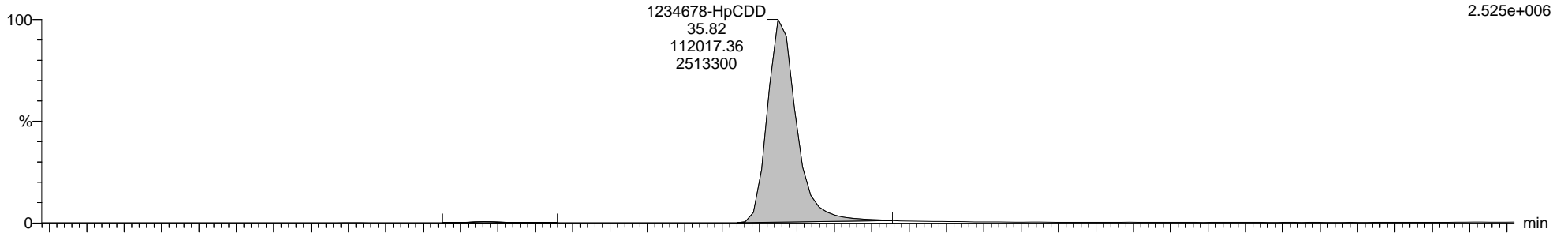
7-190724A08 Smooth(SG,1x1)  
1613B-RS1-011 H7-19-CCV-RS1-0017

F4:Voltage SIR,EI+  
423.7766  
2.613e+006



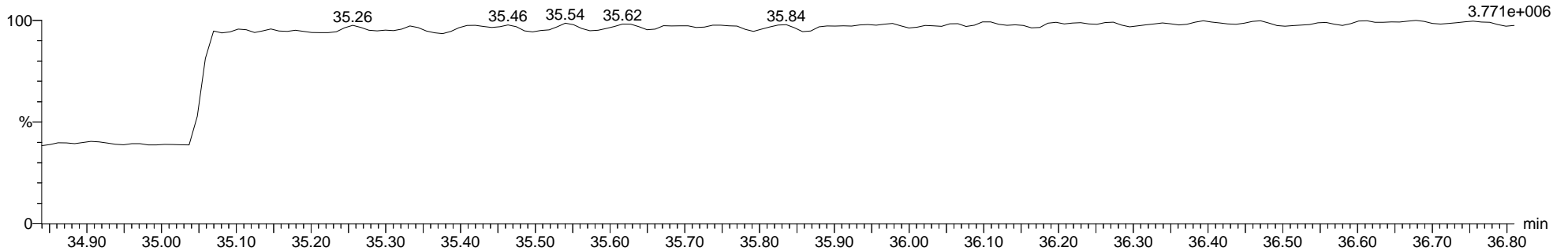
7-190724A08 Smooth(SG,1x1)  
1613B-RS1-011 H7-19-CCV-RS1-0017

F4:Voltage SIR,EI+  
425.7737  
2.525e+006



7-190724A08 Smooth(SG,1x1)  
1613B-RS1-011 H7-19-CCV-RS1-0017

F4:Voltage SIR,EI+  
454.9728  
3.771e+006



Quantify Sample Report MassLynx MassLynx V4.1 SCN 901

Dataset: C:\MassLynx\Dioxin.PRO\Result Files\7-190724A-ICAL\_M23\_QC.qld

Last Altered: Thursday, July 25, 2019 09:33:09 Eastern Daylight Time

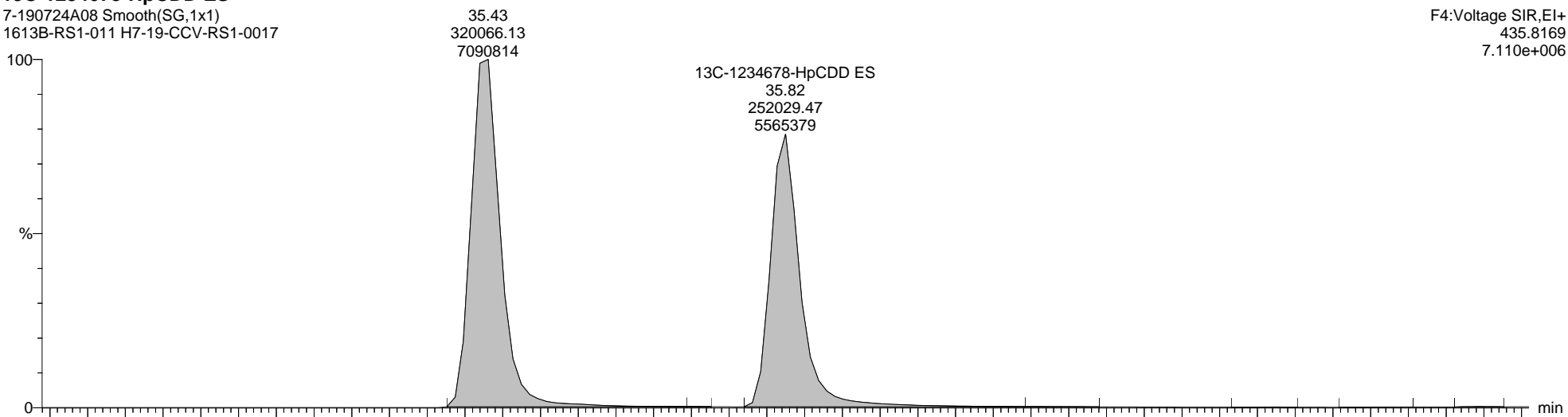
Printed: Friday, August 30, 2019 14:30:49 Eastern Daylight Time

Name: 7-190724A08, Date: 24-Jul-2019, Time: 20:50:29, ID: H7-19-CCV-RS1-0017, Description: 1613B-RS1-011, Vial: Tray1:9

13C-1234678-HpCDD ES

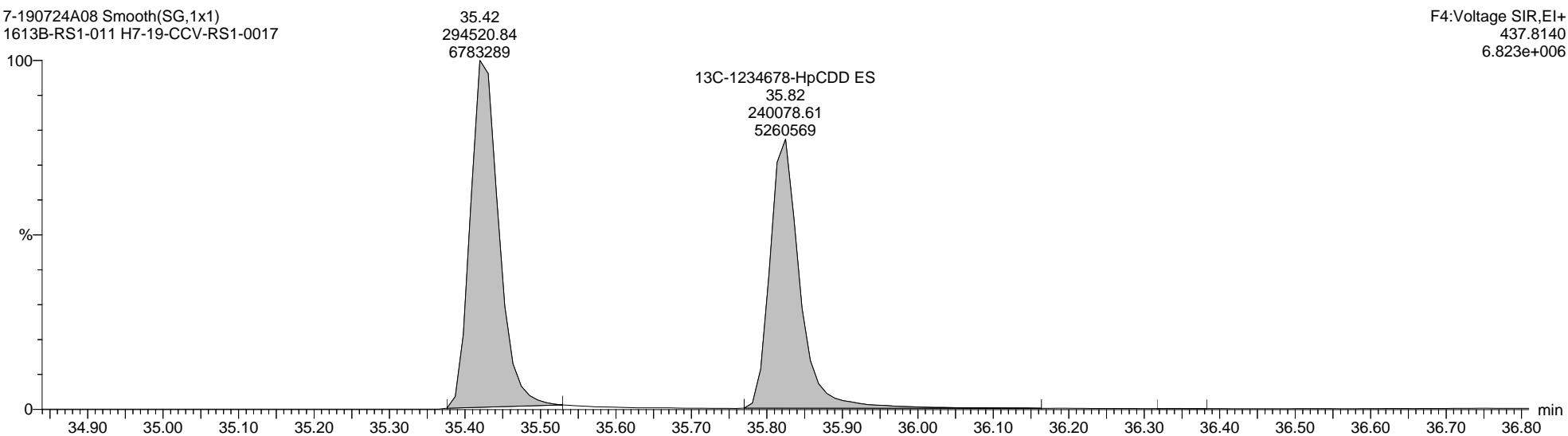
7-190724A08 Smooth(SG,1x1)  
1613B-RS1-011 H7-19-CCV-RS1-0017

F4:Voltage SIR,EI+  
435.8169  
7.110e+006



7-190724A08 Smooth(SG,1x1)  
1613B-RS1-011 H7-19-CCV-RS1-0017

F4:Voltage SIR,EI+  
437.8140  
6.823e+006



Quantify Sample Report MassLynx MassLynx V4.1 SCN 901

Dataset: C:\MassLynx\Dioxin.PRO\Result Files\7-190724A-ICAL\_M23\_QC.qld

Last Altered: Thursday, July 25, 2019 09:33:09 Eastern Daylight Time


Printed: Friday, August 30, 2019 14:30:49 Eastern Daylight Time

Name: 7-190724A08, Date: 24-Jul-2019, Time: 20:50:29, ID: H7-19-CCV-RS1-0017, Description: 1613B-RS1-011, Vial: Tray1:9

Total-OCDD


7-190724A08 Smooth(SG,1x1)  
1613B-RS1-011 H7-19-CCV-RS1-0017

F5:Voltage SIR,EI+  
457.7377  
3.034e+006



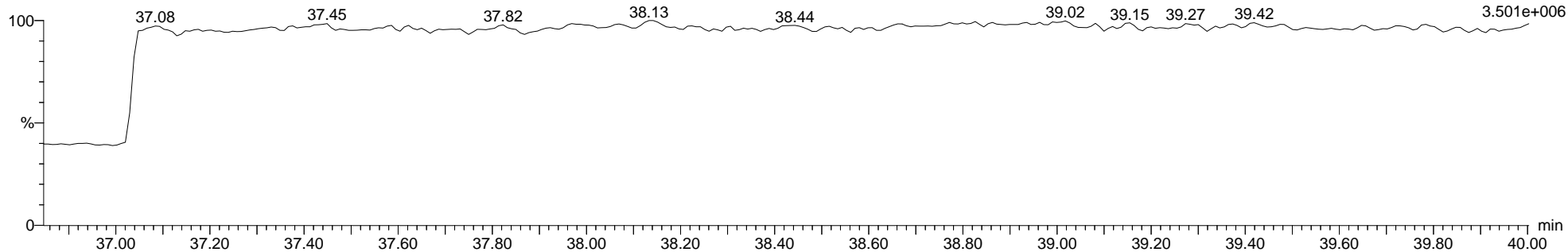
7-190724A08 Smooth(SG,1x1)  
1613B-RS1-011 H7-19-CCV-RS1-0017

F5:Voltage SIR,EI+  
459.7348  
3.463e+006



7-190724A08 Smooth(SG,1x1)  
1613B-RS1-011 H7-19-CCV-RS1-0017

F5:Voltage SIR,EI+  
454.9728  
3.501e+006



**Quantify Sample Report**      **MassLynx MassLynx V4.1 SCN 901**

Dataset:      C:\MassLynx\Dioxin.PRO\Result Files\7-190724A-ICAL\_M23\_QC.qld

Last Altered:    Thursday, July 25, 2019 09:33:09 Eastern Daylight Time


Printed:      Friday, August 30, 2019 14:30:49 Eastern Daylight Time

**Name: 7-190724A08, Date: 24-Jul-2019, Time: 20:50:29, ID: H7-19-CCV-RS1-0017, Description: 1613B-RS1-011, Vial: Tray1:9**

**13C-OCDD ES**

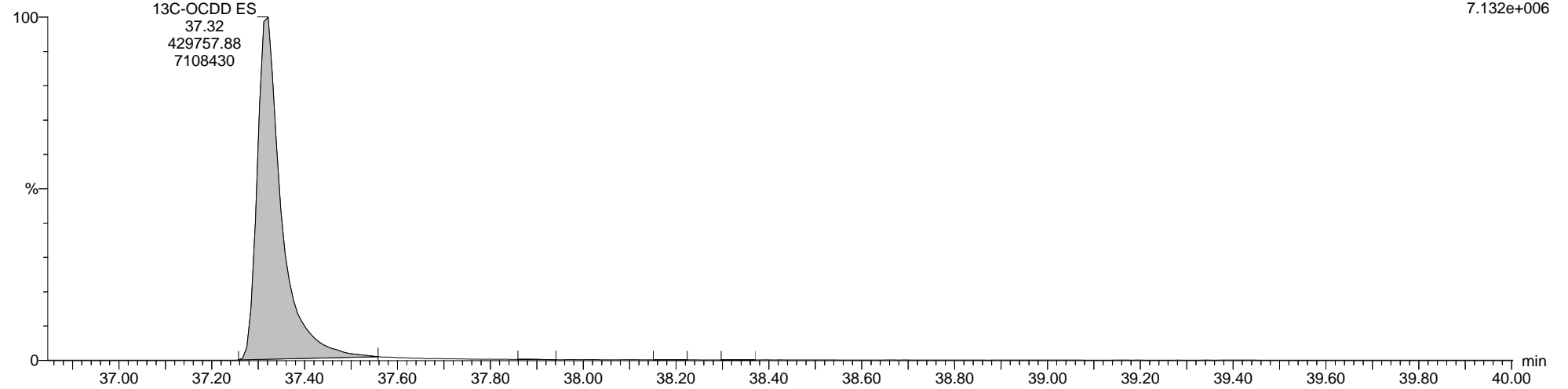
7-190724A08 Smooth(SG,1x1)  
1613B-RS1-011 H7-19-CCV-RS1-0017

F5:Voltage SIR,EI+  
469.7779  
6.430e+006



7-190724A08 Smooth(SG,1x1)  
1613B-RS1-011 H7-19-CCV-RS1-0017

F5:Voltage SIR,EI+  
471.7750  
7.132e+006





Quantify Sample Report MassLynx MassLynx V4.1 SCN 901

Dataset: C:\MassLynx\Dioxin.PRO\Result Files\7-190724A-ICAL\_M23\_QC.qld

Last Altered: Thursday, July 25, 2019 09:33:09 Eastern Daylight Time

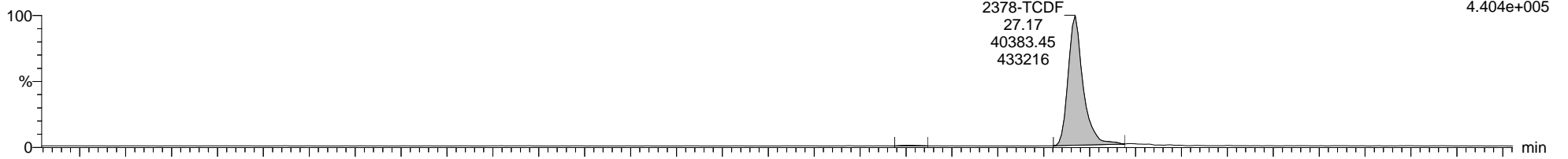
Printed: Friday, August 30, 2019 14:30:49 Eastern Daylight Time

Name: 7-190724A08, Date: 24-Jul-2019, Time: 20:50:29, ID: H7-19-CCV-RS1-0017, Description: 1613B-RS1-011, Vial: Tray1:9

Total-Tetrafurans

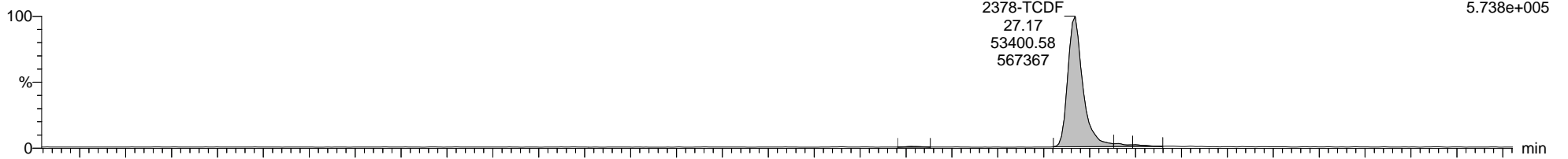
7-190724A08 Smooth(SG,1x1)  
1613B-RS1-011 H7-19-CCV-RS1-0017

F1:Voltage SIR,EI+  
303.9016  
4.404e+005



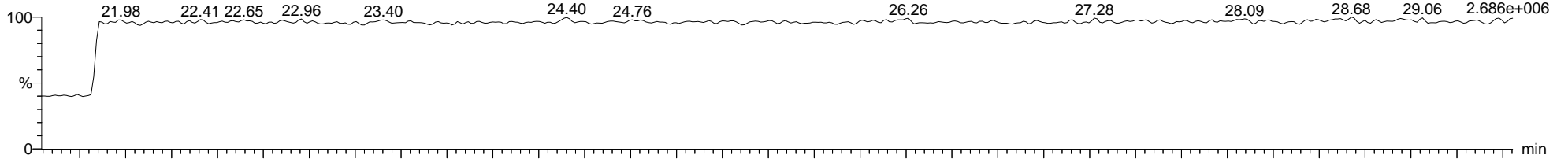
7-190724A08 Smooth(SG,1x1)  
1613B-RS1-011 H7-19-CCV-RS1-0017

F1:Voltage SIR,EI+  
305.8987  
5.738e+005



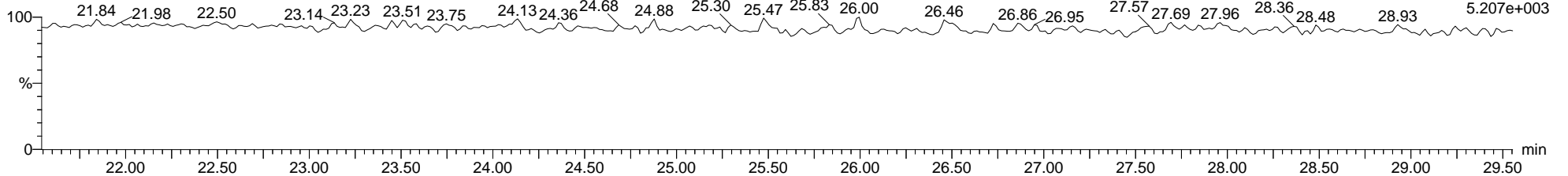
7-190724A08 Smooth(SG,1x1)  
1613B-RS1-011 H7-19-CCV-RS1-0017

F1:Voltage SIR,EI+  
316.9824  
2.686e+006



7-190724A08 Smooth(SG,1x1)  
1613B-RS1-011 H7-19-CCV-RS1-0017

F1:Voltage SIR,EI+  
375.8364  
5.207e+003



Dataset: C:\MassLynx\Dioxin.PRO\Result Files\7-190724A-ICAL\_M23\_QC.qld

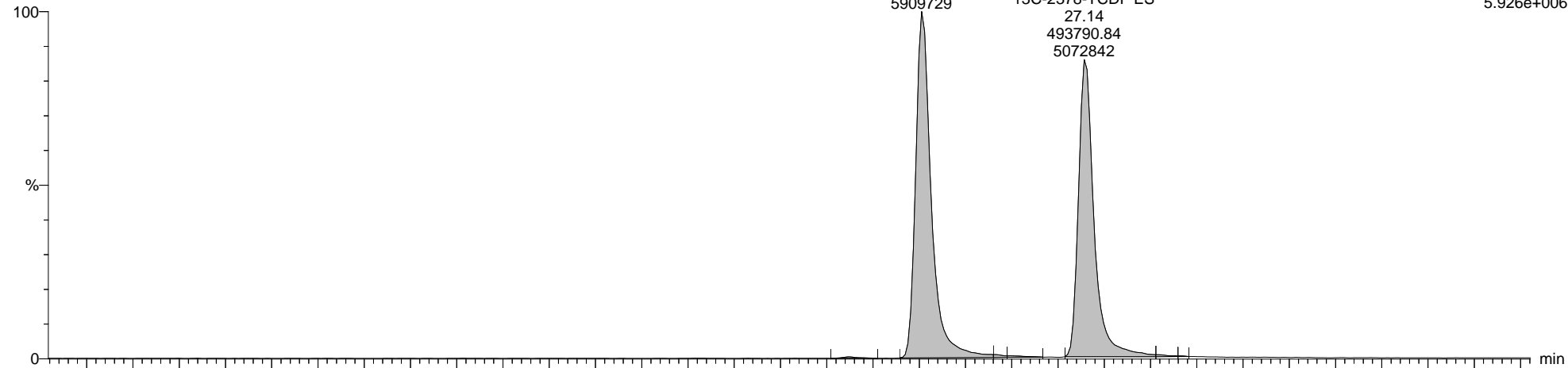
Last Altered: Thursday, July 25, 2019 09:33:09 Eastern Daylight Time

Printed: Friday, August 30, 2019 14:30:49 Eastern Daylight Time

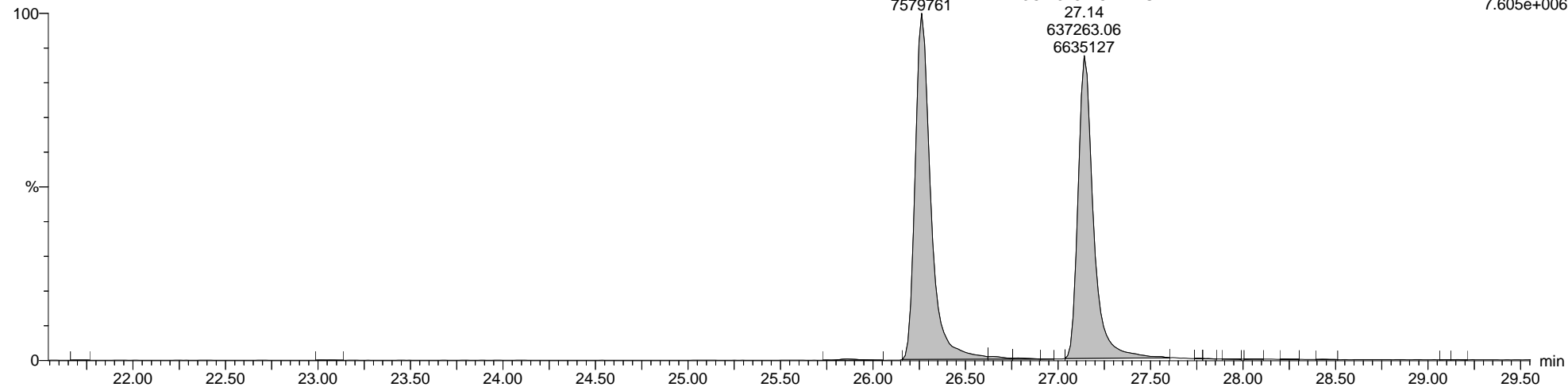
Name: 7-190724A08, Date: 24-Jul-2019, Time: 20:50:29, ID: H7-19-CCV-RS1-0017, Description: 1613B-RS1-011, Vial: Tray1:9

13C-2378-TCDF ES

7-190724A08 Smooth(SG,1x1)  
1613B-RS1-011 H7-19-CCV-RS1-0017



7-190724A08 Smooth(SG,1x1)  
1613B-RS1-011 H7-19-CCV-RS1-0017



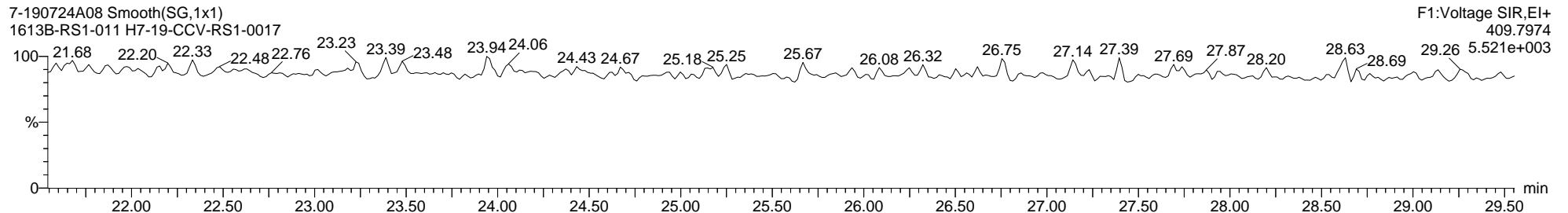
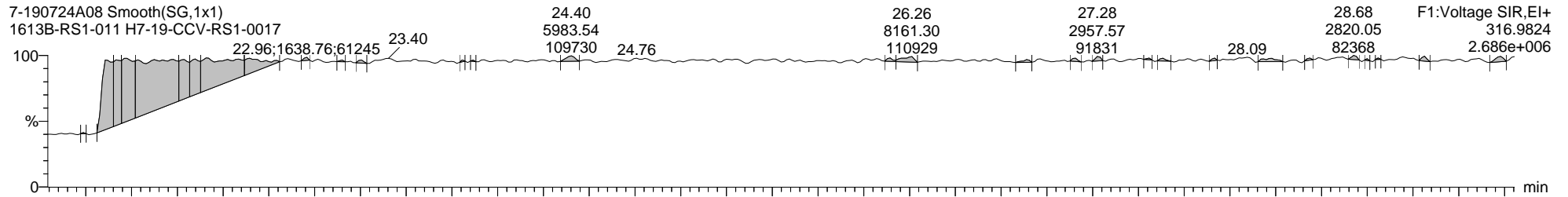
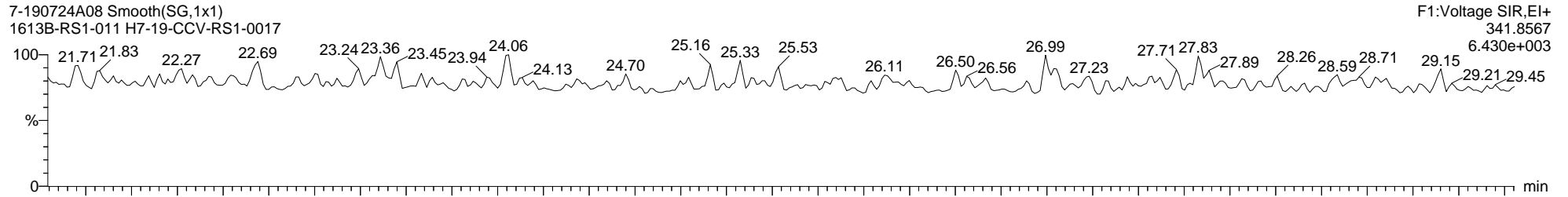
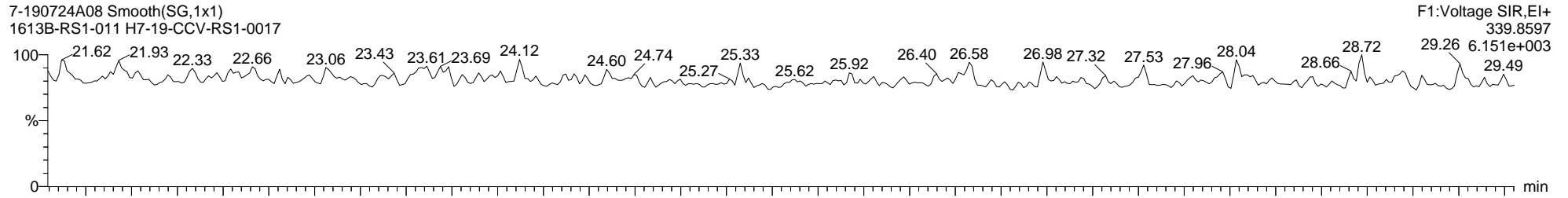
Quantify Sample Report MassLynx MassLynx V4.1 SCN 901

Dataset: C:\MassLynx\Dioxin.PRO\Result Files\7-190724A-ICAL\_M23\_QC.qld

Last Altered: Thursday, July 25, 2019 09:33:09 Eastern Daylight Time  
Printed: Friday, August 30, 2019 14:30:49 Eastern Daylight Time

Name: 7-190724A08, Date: 24-Jul-2019, Time: 20:50:29, ID: H7-19-CCV-RS1-0017, Description: 1613B-RS1-011, Vial: Tray1:9

Total-PeCDF-F1



Quantify Sample Report MassLynx MassLynx V4.1 SCN 901

Dataset: C:\MassLynx\Dioxin.PRO\Result Files\7-190724A-ICAL\_M23\_QC.qld

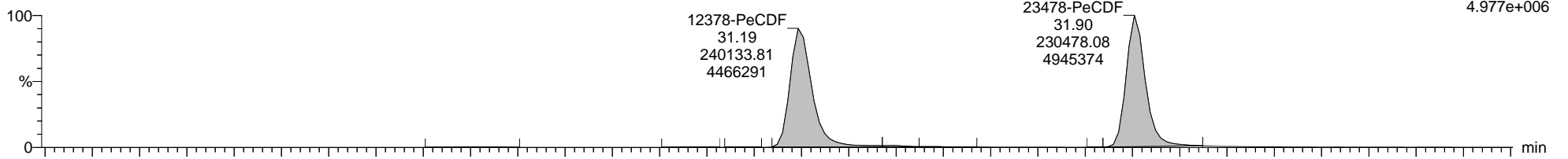
Last Altered: Thursday, July 25, 2019 09:33:09 Eastern Daylight Time  
Printed: Friday, August 30, 2019 14:30:49 Eastern Daylight Time

Name: 7-190724A08, Date: 24-Jul-2019, Time: 20:50:29, ID: H7-19-CCV-RS1-0017, Description: 1613B-RS1-011, Vial: Tray1:9

Total-Pentafurans

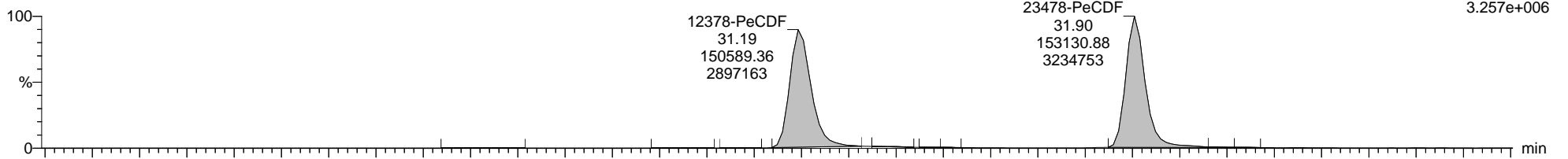
7-190724A08 Smooth(SG,1x1)  
1613B-RS1-011 H7-19-CCV-RS1-0017

F2:Voltage SIR,EI+  
339.8597  
4.977e+006



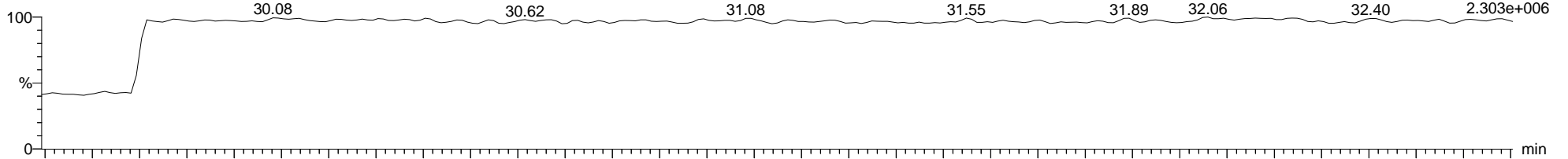
7-190724A08 Smooth(SG,1x1)  
1613B-RS1-011 H7-19-CCV-RS1-0017

F2:Voltage SIR,EI+  
341.8567  
3.257e+006



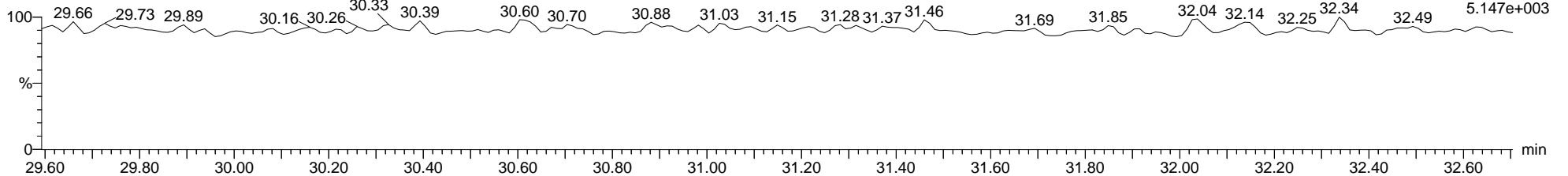
7-190724A08 Smooth(SG,1x1)  
1613B-RS1-011 H7-19-CCV-RS1-0017

F2:Voltage SIR,EI+  
366.9792  
2.303e+006



7-190724A08 Smooth(SG,1x1)  
1613B-RS1-011 H7-19-CCV-RS1-0017

F2:Voltage SIR,EI+  
409.7974  
5.147e+003



Dataset: C:\MassLynx\Dioxin.PRO\Result Files\7-190724A-ICAL\_M23\_QC.qld

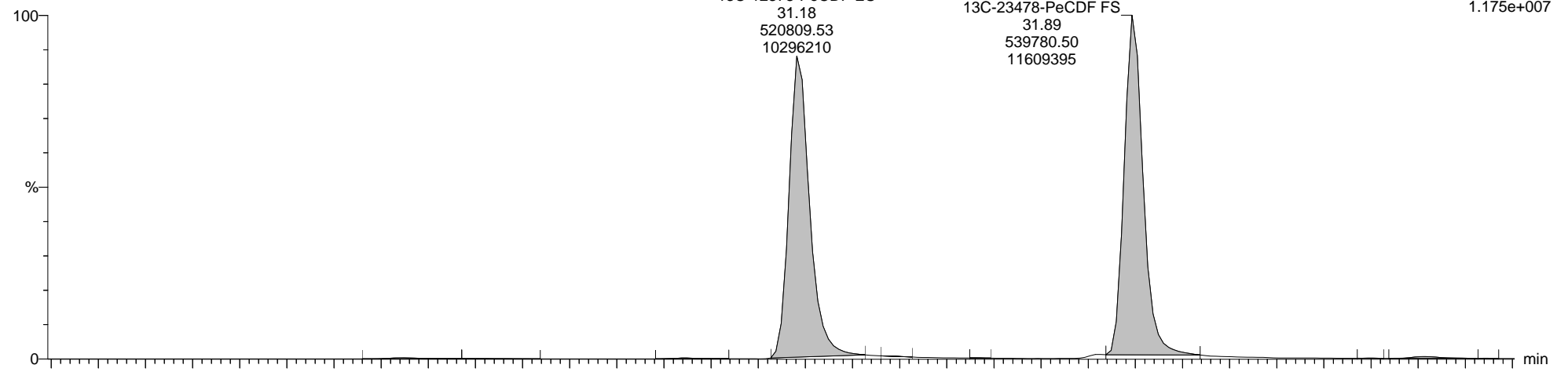
Last Altered: Thursday, July 25, 2019 09:33:09 Eastern Daylight Time

Printed: Friday, August 30, 2019 14:30:49 Eastern Daylight Time

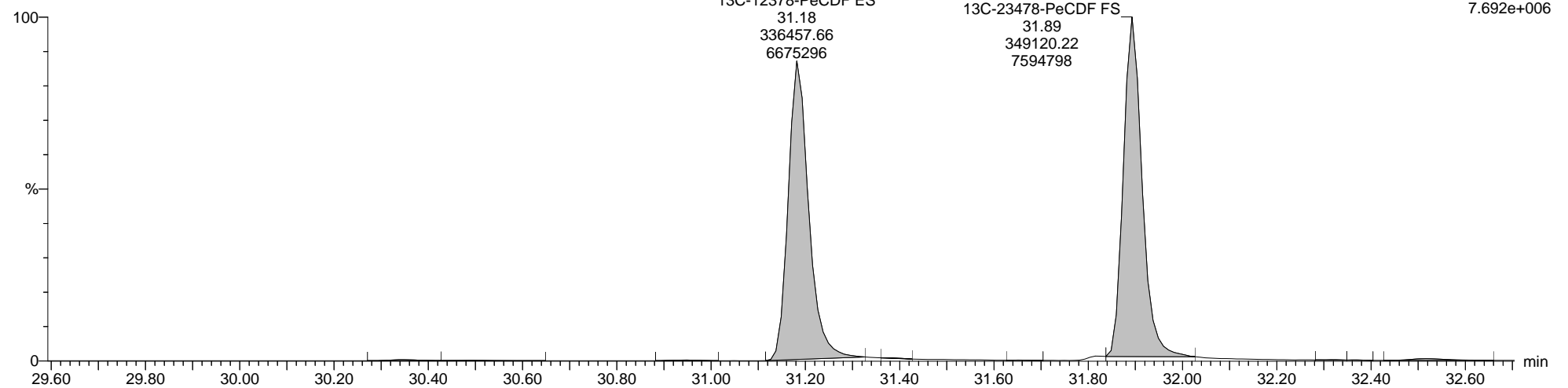
Name: 7-190724A08, Date: 24-Jul-2019, Time: 20:50:29, ID: H7-19-CCV-RS1-0017, Description: 1613B-RS1-011, Vial: Tray1:9

13C-12378-PeCDF ES

7-190724A08 Smooth(SG,1x1)  
1613B-RS1-011 H7-19-CCV-RS1-0017



7-190724A08 Smooth(SG,1x1)  
1613B-RS1-011 H7-19-CCV-RS1-0017



Quantify Sample Report MassLynx MassLynx V4.1 SCN 901

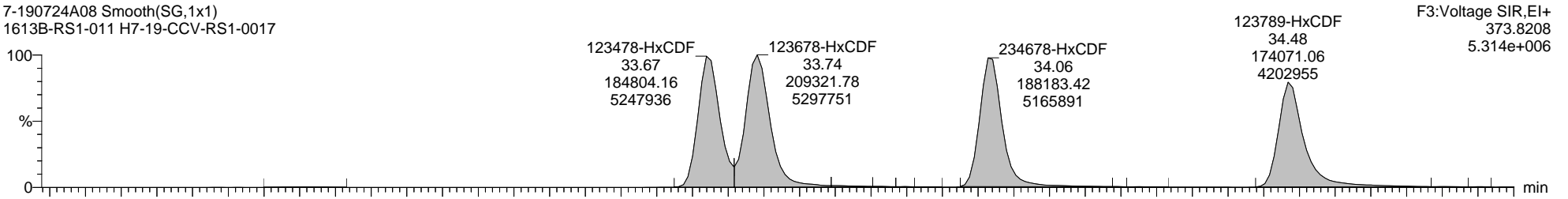
Dataset: C:\MassLynx\Dioxin.PRO\Result Files\7-190724A-ICAL\_M23\_QC.qld

Last Altered: Thursday, July 25, 2019 09:33:09 Eastern Daylight Time  
Printed: Friday, August 30, 2019 14:30:49 Eastern Daylight Time

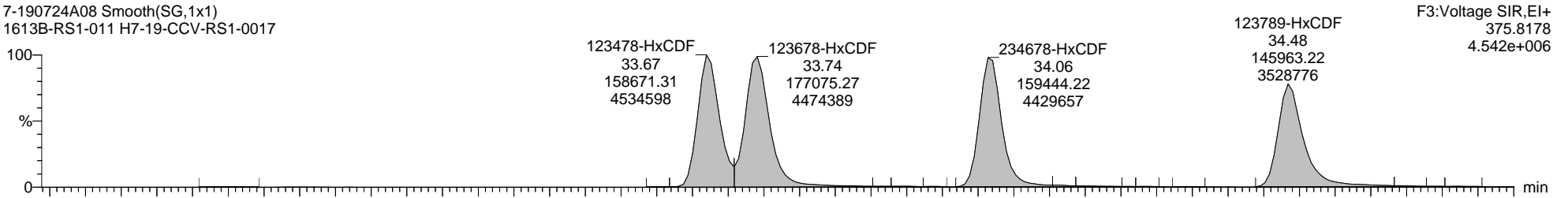
Name: 7-190724A08, Date: 24-Jul-2019, Time: 20:50:29, ID: H7-19-CCV-RS1-0017, Description: 1613B-RS1-011, Vial: Tray1:9

Total-Hexafurans

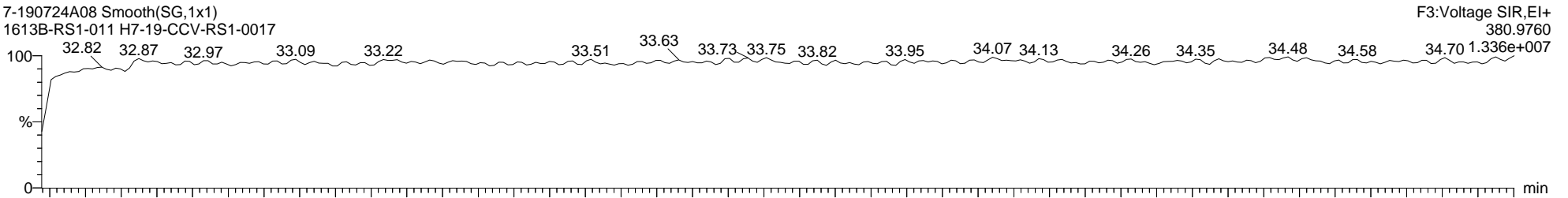
7-190724A08 Smooth(SG,1x1)  
1613B-RS1-011 H7-19-CCV-RS1-0017



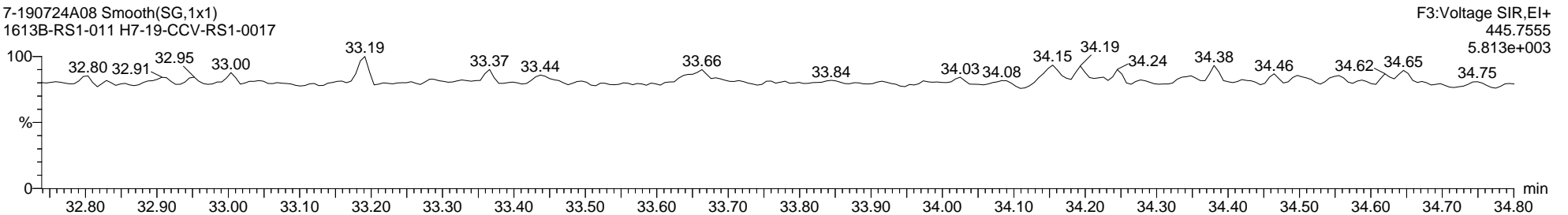
7-190724A08 Smooth(SG,1x1)  
1613B-RS1-011 H7-19-CCV-RS1-0017



7-190724A08 Smooth(SG,1x1)  
1613B-RS1-011 H7-19-CCV-RS1-0017



7-190724A08 Smooth(SG,1x1)  
1613B-RS1-011 H7-19-CCV-RS1-0017



Quantify Sample Report MassLynx MassLynx V4.1 SCN 901

Dataset: C:\MassLynx\Dioxin.PRO\Result Files\7-190724A-ICAL\_M23\_QC.qld

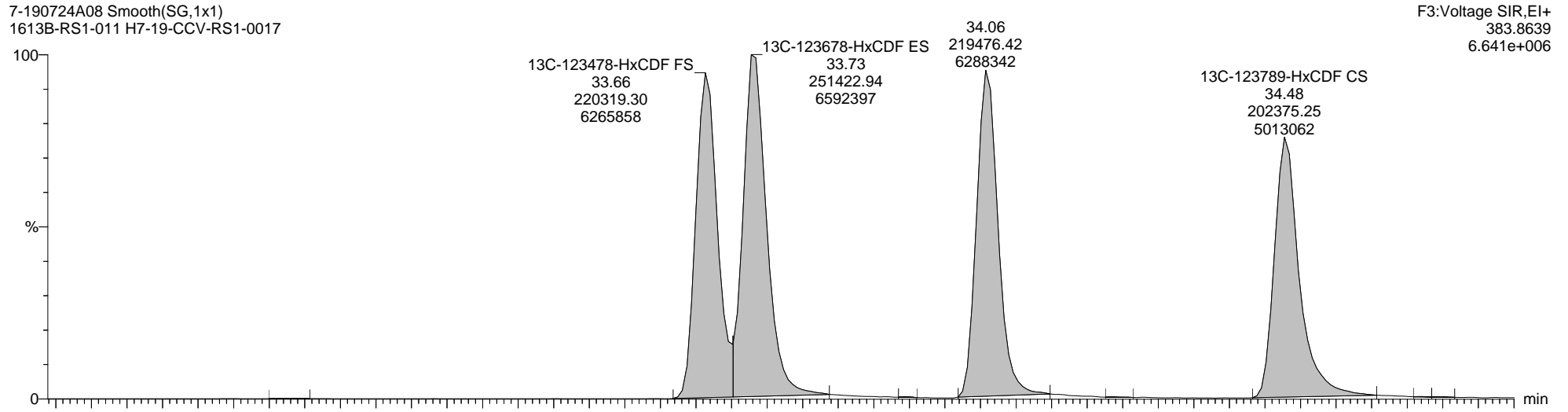
Last Altered: Thursday, July 25, 2019 09:33:09 Eastern Daylight Time

Printed: Friday, August 30, 2019 14:30:49 Eastern Daylight Time

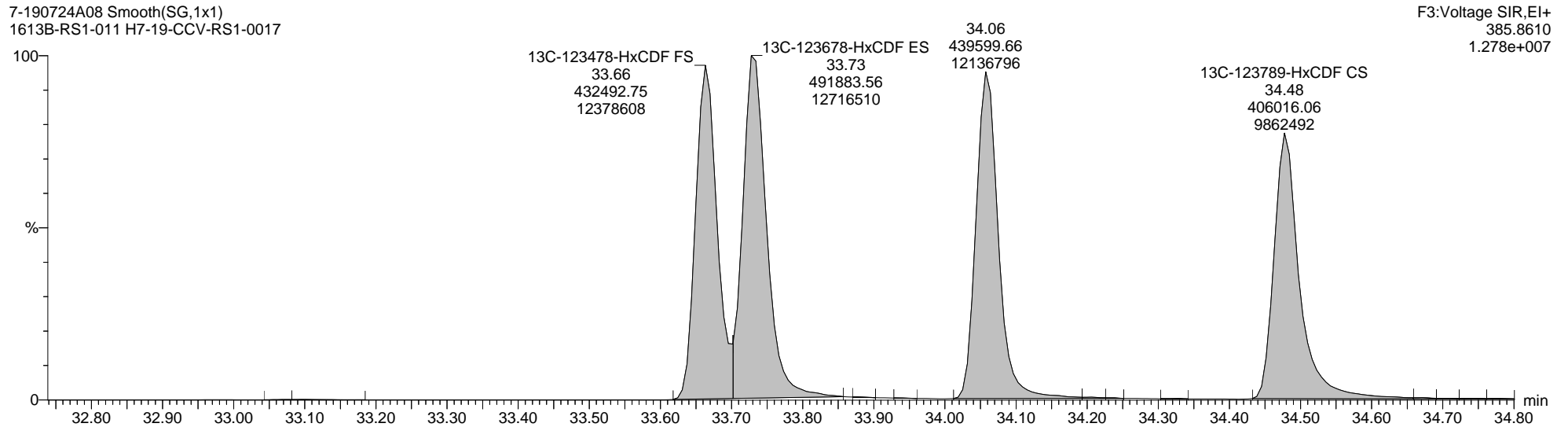
Name: 7-190724A08, Date: 24-Jul-2019, Time: 20:50:29, ID: H7-19-CCV-RS1-0017, Description: 1613B-RS1-011, Vial: Tray1:9

13C-123678-HxCDF ES

7-190724A08 Smooth(SG,1x1)  
1613B-RS1-011 H7-19-CCV-RS1-0017



7-190724A08 Smooth(SG,1x1)  
1613B-RS1-011 H7-19-CCV-RS1-0017



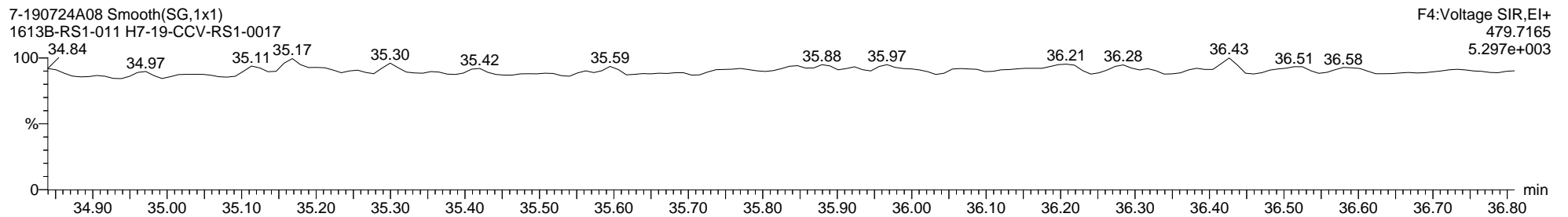
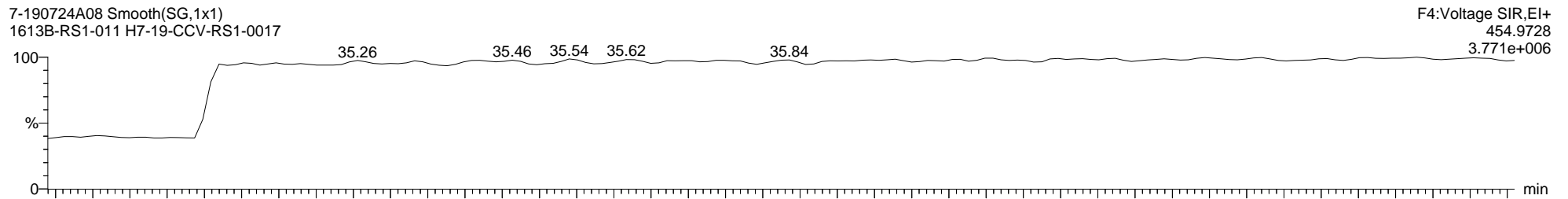


Quantify Sample Report MassLynx MassLynx V4.1 SCN 901

Dataset: C:\MassLynx\Dioxin.PRO\Result Files\7-190724A-ICAL\_M23\_QC.qld

Last Altered: Thursday, July 25, 2019 09:33:09 Eastern Daylight Time  
Printed: Friday, August 30, 2019 14:30:49 Eastern Daylight Time

Name: 7-190724A08, Date: 24-Jul-2019, Time: 20:50:29, ID: H7-19-CCV-RS1-0017, Description: 1613B-RS1-011, Vial: Tray1:9

Total-Heptafurans





Quantify Sample Report

MassLynx MassLynx V4.1 SCN 901

Dataset: C:\MassLynx\Dioxin.PRO\Result Files\7-190724A-ICAL\_M23\_QC.qld

Last Altered: Thursday, July 25, 2019 09:33:09 Eastern Daylight Time

Printed: Friday, August 30, 2019 14:30:49 Eastern Daylight Time

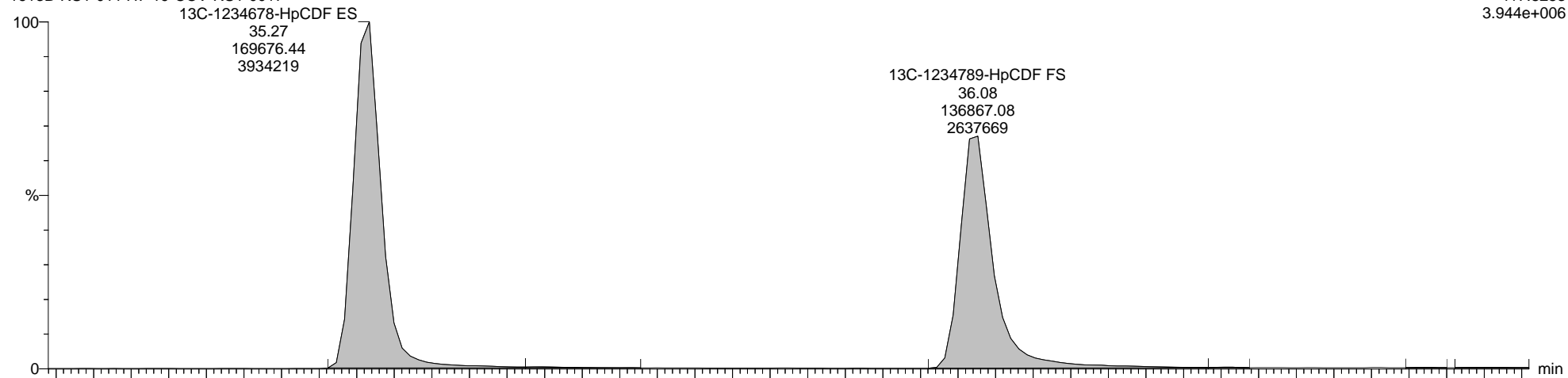
Name: 7-190724A08, Date: 24-Jul-2019, Time: 20:50:29, ID: H7-19-CCV-RS1-0017, Description: 1613B-RS1-011, Vial: Tray1:9

13C-1234678-HpCDF ES

7-190724A08 Smooth(SG,1x1)

1613B-RS1-011 H7-19-CCV-RS1-0017

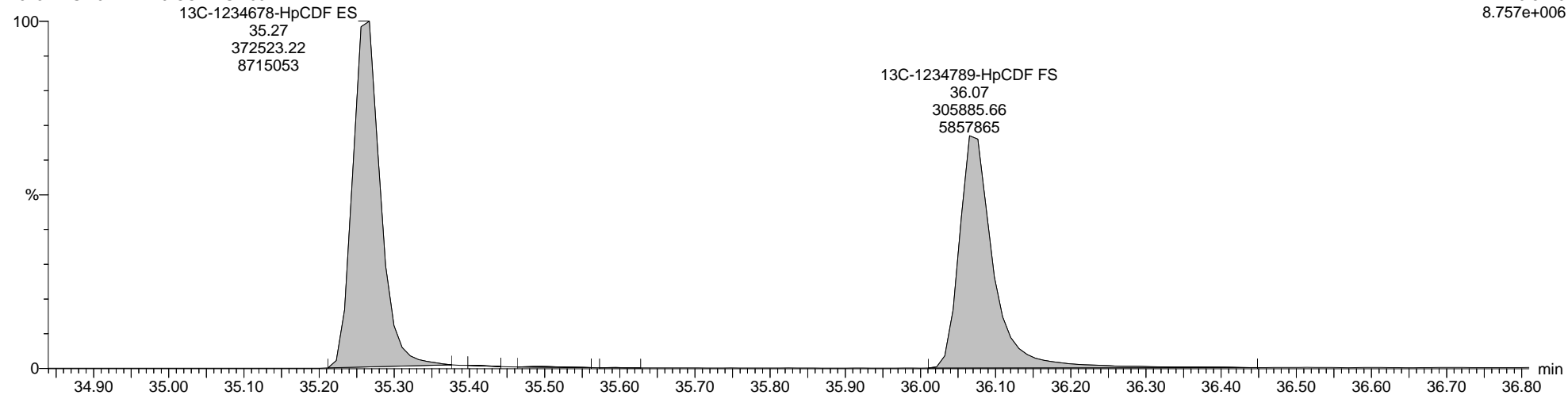
F4:Voltage SIR,EI+  
417.8253  
3.944e+006



7-190724A08 Smooth(SG,1x1)

1613B-RS1-011 H7-19-CCV-RS1-0017

F4:Voltage SIR,EI+  
419.8220  
8.757e+006



Quantify Sample Report MassLynx MassLynx V4.1 SCN 901

Dataset: C:\MassLynx\Dioxin.PRO\Result Files\7-190724A-ICAL\_M23\_QC.qld

Last Altered: Thursday, July 25, 2019 09:33:09 Eastern Daylight Time

Printed: Friday, August 30, 2019 14:30:49 Eastern Daylight Time

Name: 7-190724A08, Date: 24-Jul-2019, Time: 20:50:29, ID: H7-19-CCV-RS1-0017, Description: 1613B-RS1-011, Vial: Tray1:9

Totals-OCDF

7-190724A08 Smooth(SG,1x1)

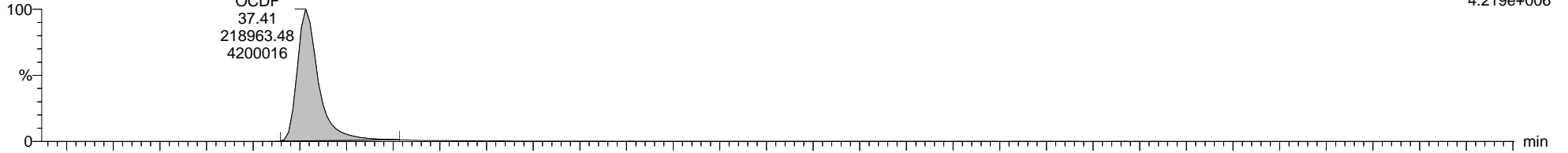
1613B-RS1-011 H7-19-CCV-RS1-0017

OCDF  
37.41  
218963.48  
4200016

F5:Voltage SIR,EI+

441.7428

4.219e+006



7-190724A08 Smooth(SG,1x1)

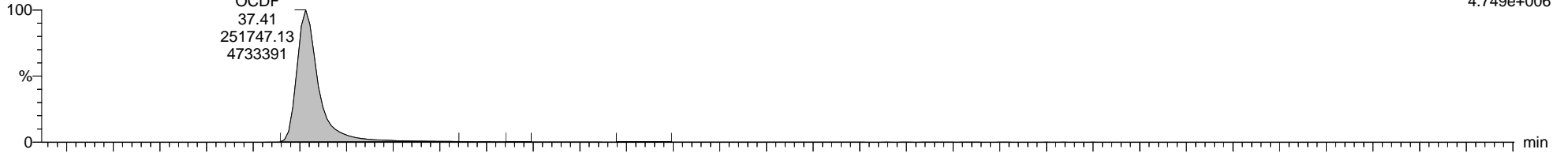
1613B-RS1-011 H7-19-CCV-RS1-0017

OCDF  
37.41  
251747.13  
4733391

F5:Voltage SIR,EI+

443.7398

4.749e+006



7-190724A08 Smooth(SG,1x1)

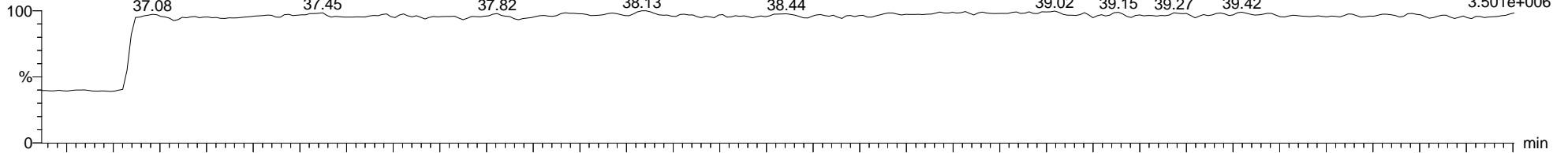
1613B-RS1-011 H7-19-CCV-RS1-0017

37.08 37.45 37.82 38.13 38.44 39.02 39.15 39.27 39.42

F5:Voltage SIR,EI+

454.9728

3.501e+006



7-190724A08 Smooth(SG,1x1)

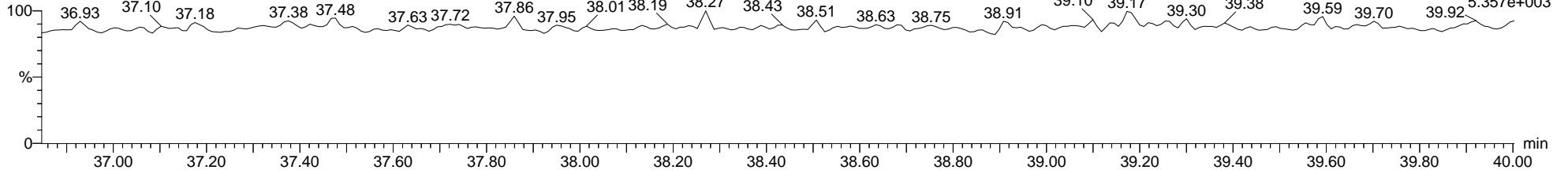
1613B-RS1-011 H7-19-CCV-RS1-0017

36.93 37.10 37.18 37.38 37.48 37.63 37.72 37.86 37.95 38.01 38.19 38.27 38.43 38.51 38.63 38.75 38.91 39.10 39.17 39.30 39.38 39.59 39.70 39.92

F5:Voltage SIR,EI+

513.6775

5.357e+003



Quantify Sample Report MassLynx MassLynx V4.1 SCN 901

Dataset: C:\MassLynx\Dioxin.PRO\Result Files\7-190724A-ICAL\_M23\_QC.qld

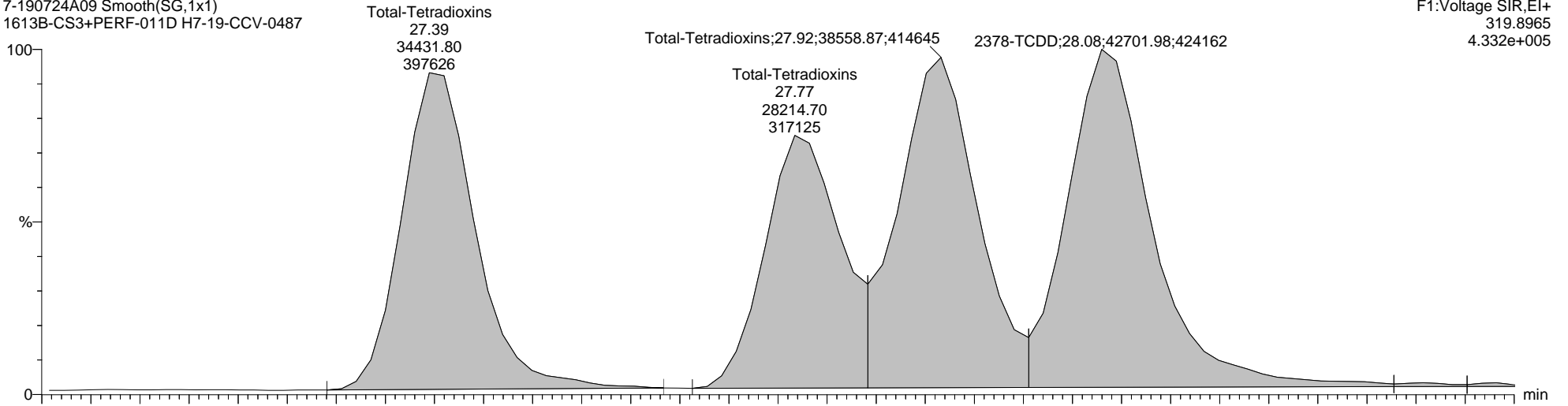
Last Altered: Thursday, July 25, 2019 09:33:09 Eastern Daylight Time  
Printed: Friday, August 30, 2019 14:30:49 Eastern Daylight Time

Name: 7-190724A09, Date: 24-Jul-2019, Time: 21:32:42, ID: H7-19-CCV-0487, Description: 1613B-CS3+PERF-011D, Vial: Tray1:1

2378-TCDD

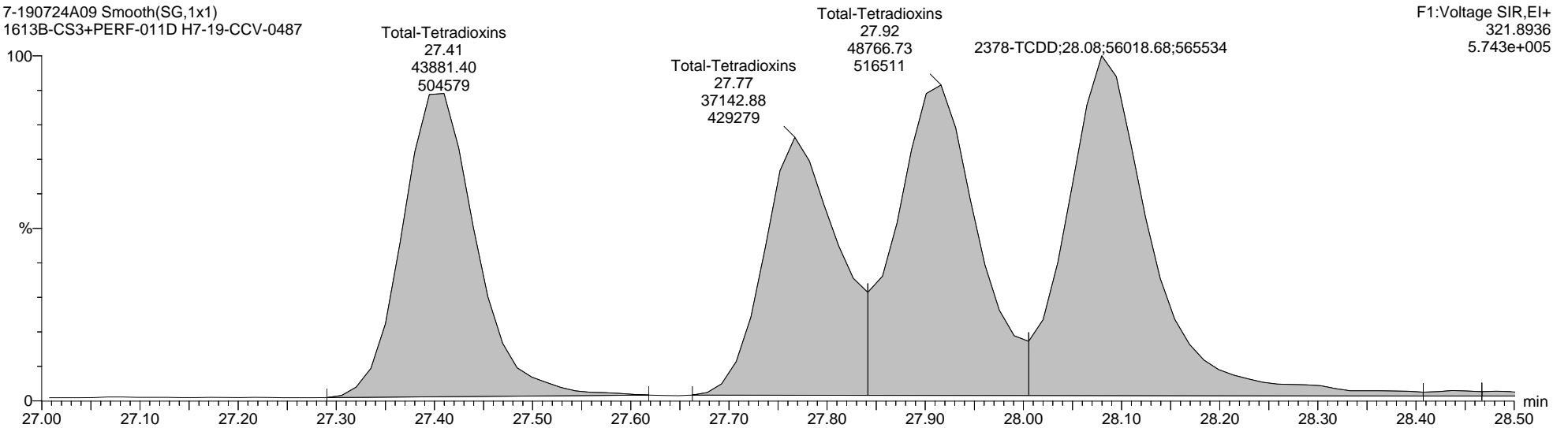
7-190724A09 Smooth(SG,1x1)  
1613B-CS3+PERF-011D H7-19-CCV-0487

F1:Voltage SIR,EI+  
319.8965  
4.332e+005



7-190724A09 Smooth(SG,1x1)  
1613B-CS3+PERF-011D H7-19-CCV-0487

F1:Voltage SIR,EI+  
321.8936  
5.743e+005



Quantify Sample Report MassLynx MassLynx V4.1 SCN 901

Dataset: C:\MassLynx\Dioxin.PRO\Result Files\7-190724A-ICAL\_M23\_QC.qld

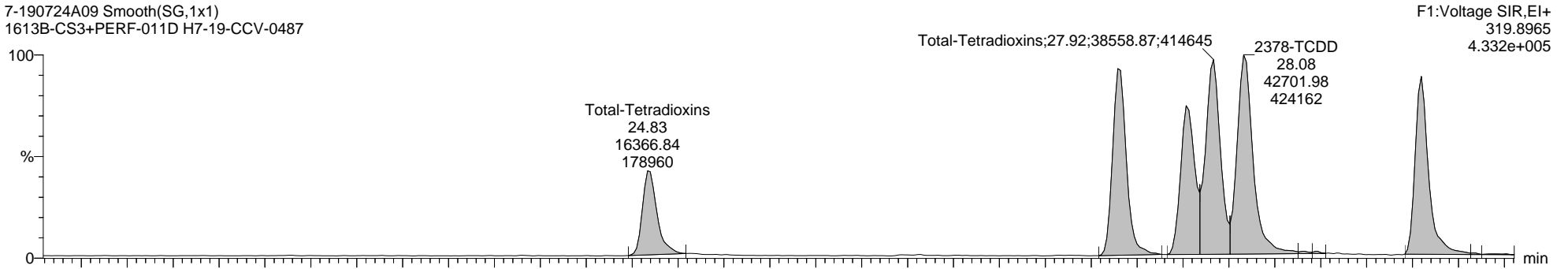
Last Altered: Thursday, July 25, 2019 09:33:09 Eastern Daylight Time

Printed: Friday, August 30, 2019 14:30:49 Eastern Daylight Time

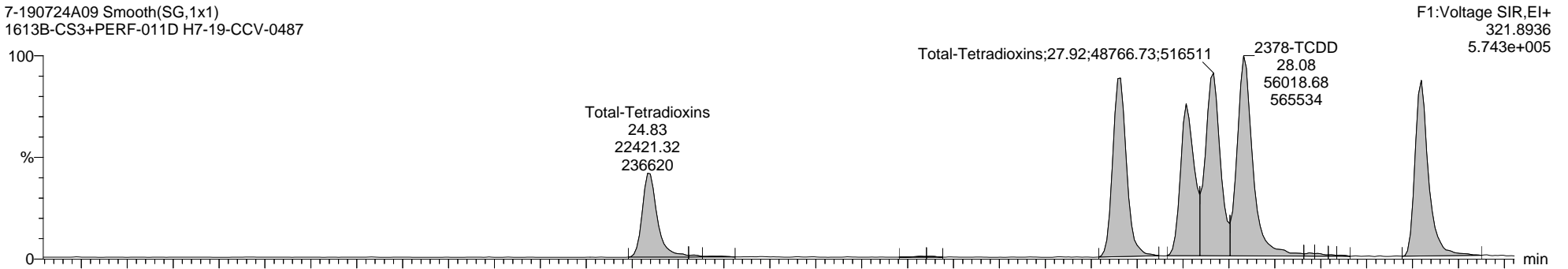
Name: 7-190724A09, Date: 24-Jul-2019, Time: 21:32:42, ID: H7-19-CCV-0487, Description: 1613B-CS3+PERF-011D, Vial: Tray1:1

Total-Tetradoxins

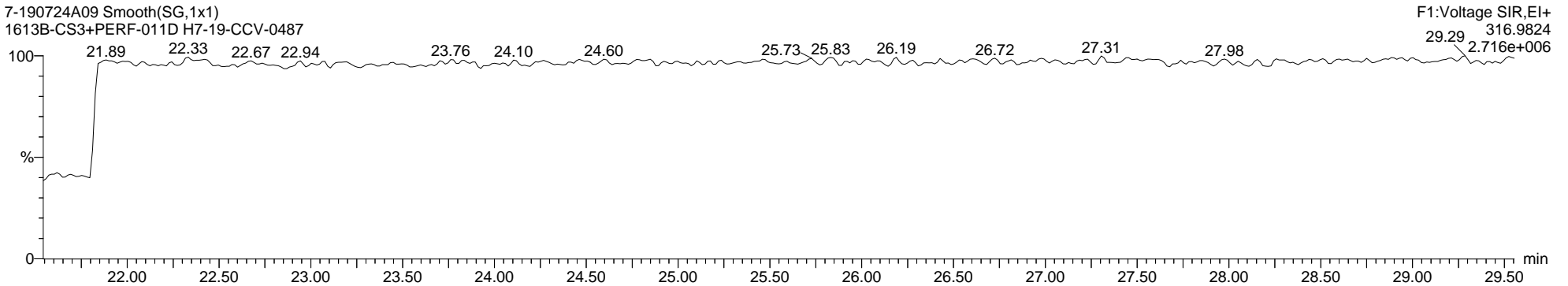
7-190724A09 Smooth(SG,1x1)  
1613B-CS3+PERF-011D H7-19-CCV-0487



7-190724A09 Smooth(SG,1x1)  
1613B-CS3+PERF-011D H7-19-CCV-0487



7-190724A09 Smooth(SG,1x1)  
1613B-CS3+PERF-011D H7-19-CCV-0487



Dataset: C:\MassLynx\Dioxin.PRO\Result Files\7-190724A-ICAL\_M23\_QC.qld

Last Altered: Thursday, July 25, 2019 09:33:09 Eastern Daylight Time


Printed: Friday, August 30, 2019 14:30:49 Eastern Daylight Time

Name: 7-190724A09, Date: 24-Jul-2019, Time: 21:32:42, ID: H7-19-CCV-0487, Description: 1613B-CS3+PERF-011D, Vial: Tray1:1

13C-2378-TCDD ES

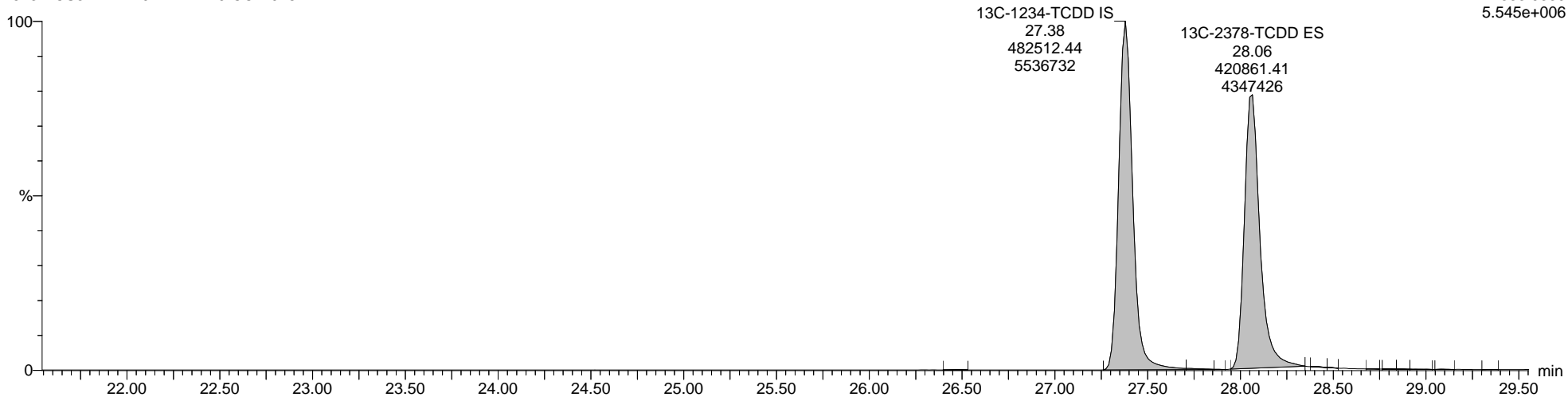
7-190724A09 Smooth(SG,1x1)  
1613B-CS3+PERF-011D H7-19-CCV-0487

F1:Voltage SIR,EI+  
331.9368  
4.393e+006



7-190724A09 Smooth(SG,1x1)  
1613B-CS3+PERF-011D H7-19-CCV-0487

F1:Voltage SIR,EI+  
333.9339  
5.545e+006



Quantify Sample Report MassLynx MassLynx V4.1 SCN 901

Dataset: C:\MassLynx\Dioxin.PRO\Result Files\7-190724A-ICAL\_M23\_QC.qld


Last Altered: Thursday, July 25, 2019 09:33:09 Eastern Daylight Time

Printed: Friday, August 30, 2019 14:30:49 Eastern Daylight Time

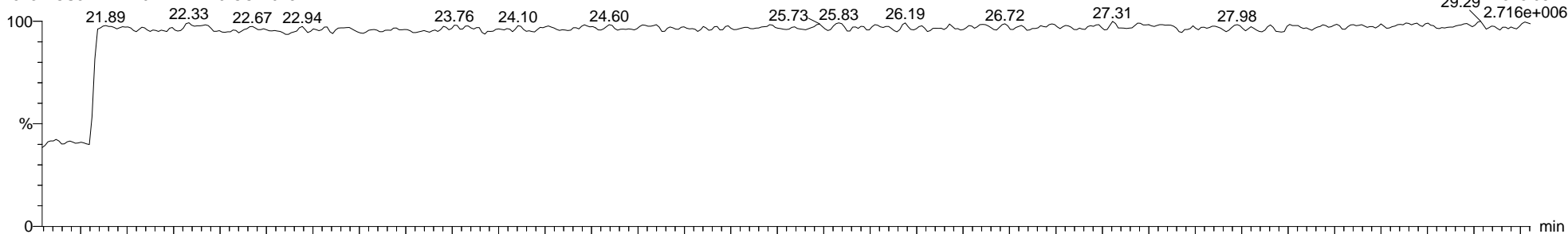
Name: 7-190724A09, Date: 24-Jul-2019, Time: 21:32:42, ID: H7-19-CCV-0487, Description: 1613B-CS3+PERF-011D, Vial: Tray1:1

Totals-37Cl-2378-TCDD

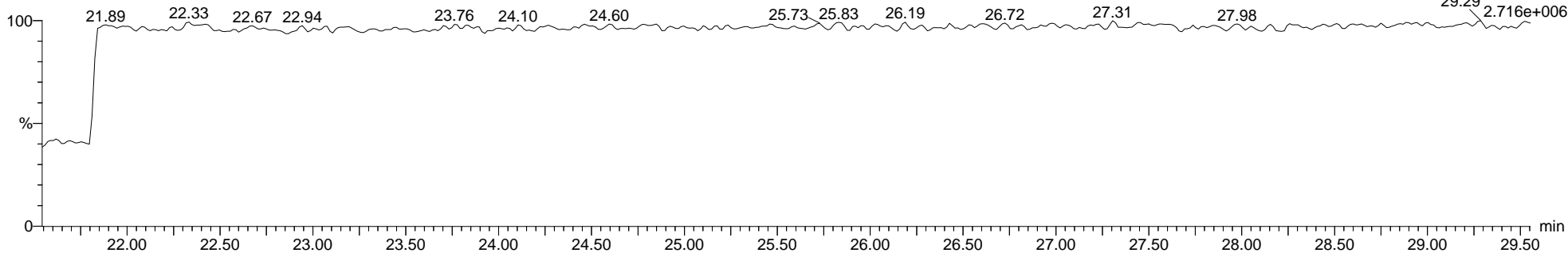
7-190724A09 Smooth(SG,1x1)  
1613B-CS3+PERF-011D H7-19-CCV-0487



7-190724A09 Smooth(SG,1x1)  
1613B-CS3+PERF-011D H7-19-CCV-0487



7-190724A09 Smooth(SG,1x1)  
1613B-CS3+PERF-011D H7-19-CCV-0487



Quantify Sample Report MassLynx MassLynx V4.1 SCN 901

Dataset: C:\MassLynx\Dioxin.PRO\Result Files\7-190724A-ICAL\_M23\_QC.qld


Last Altered: Thursday, July 25, 2019 09:33:09 Eastern Daylight Time

Printed: Friday, August 30, 2019 14:30:49 Eastern Daylight Time


Name: 7-190724A09, Date: 24-Jul-2019, Time: 21:32:42, ID: H7-19-CCV-0487, Description: 1613B-CS3+PERF-011D, Vial: Tray1:1

Total-Pentadioxins

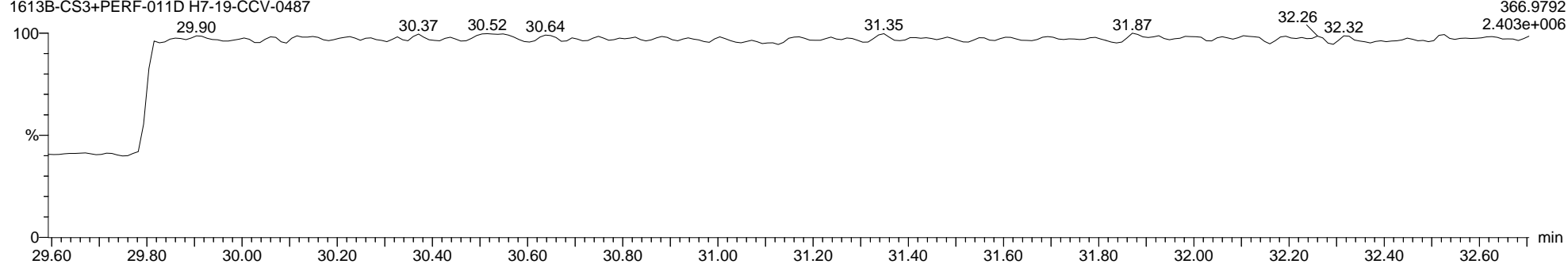
7-190724A09 Smooth(SG,1x1)  
1613B-CS3+PERF-011D H7-19-CCV-0487



7-190724A09 Smooth(SG,1x1)  
1613B-CS3+PERF-011D H7-19-CCV-0487



7-190724A09 Smooth(SG,1x1)  
1613B-CS3+PERF-011D H7-19-CCV-0487



Dataset: C:\MassLynx\Dioxin.PRO\Result Files\7-190724A-ICAL\_M23\_QC.qld

Last Altered: Thursday, July 25, 2019 09:33:09 Eastern Daylight Time

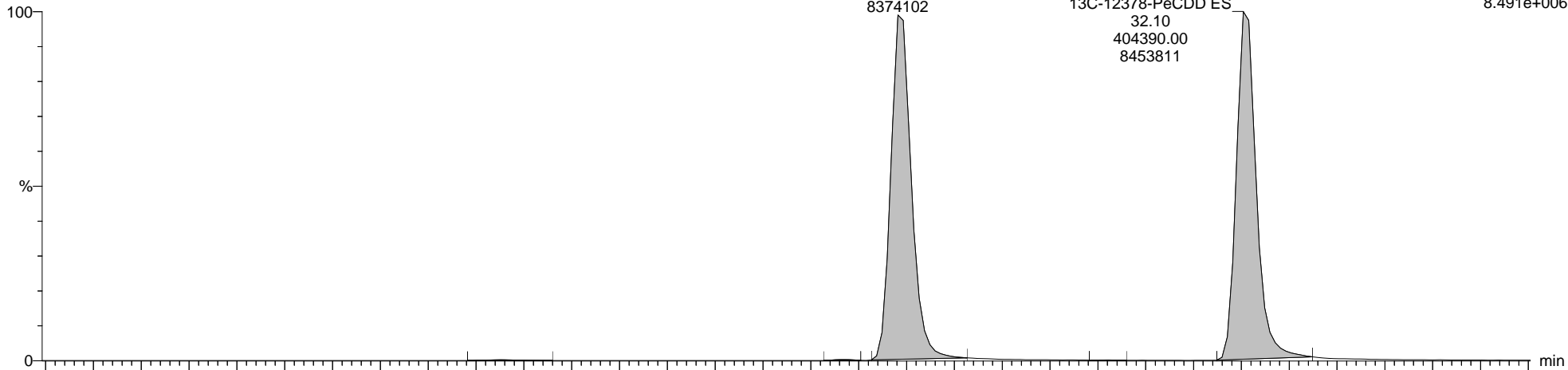
Printed: Friday, August 30, 2019 14:30:49 Eastern Daylight Time

Name: 7-190724A09, Date: 24-Jul-2019, Time: 21:32:42, ID: H7-19-CCV-0487, Description: 1613B-CS3+PERF-011D, Vial: Tray1:1

13C-12378-PeCDD ES

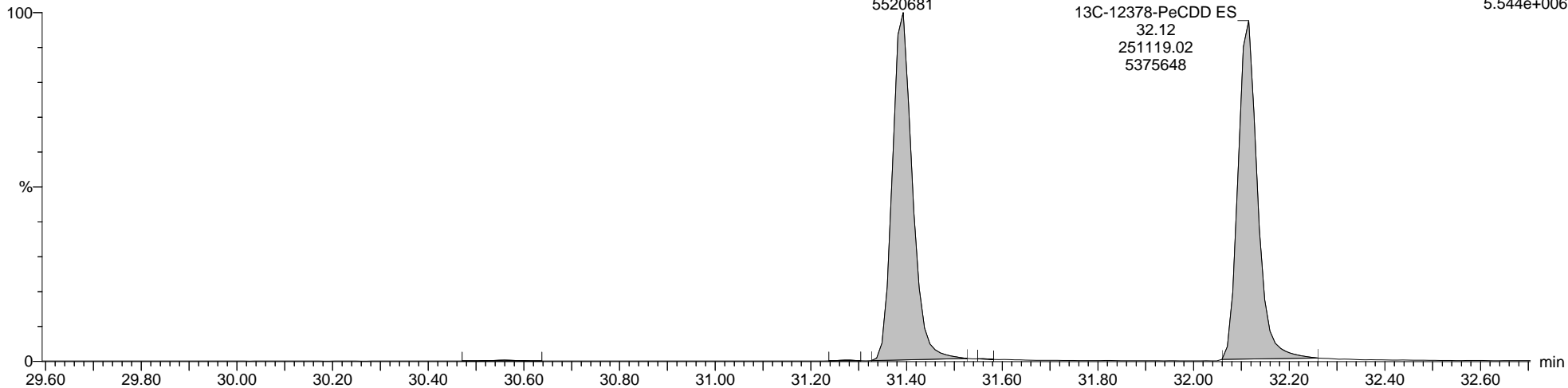
7-190724A09 Smooth(SG,1x1)

1613B-CS3+PERF-011D H7-19-CCV-0487



7-190724A09 Smooth(SG,1x1)

1613B-CS3+PERF-011D H7-19-CCV-0487





**Quantify Sample Report**      **MassLynx MassLynx V4.1 SCN 901**

Dataset: C:\MassLynx\Dioxin.PRO\Result Files\7-190724A-ICAL\_M23\_QC.qld

Last Altered: Thursday, July 25, 2019 09:33:09 Eastern Daylight Time


Printed: Friday, August 30, 2019 14:30:49 Eastern Daylight Time

**Name: 7-190724A09, Date: 24-Jul-2019, Time: 21:32:42, ID: H7-19-CCV-0487, Description: 1613B-CS3+PERF-011D, Vial: Tray1:1**

**Total-Hexadioxins**


7-190724A09 Smooth(SG,1x1)

1613B-CS3+PERF-011D H7-19-CCV-0487



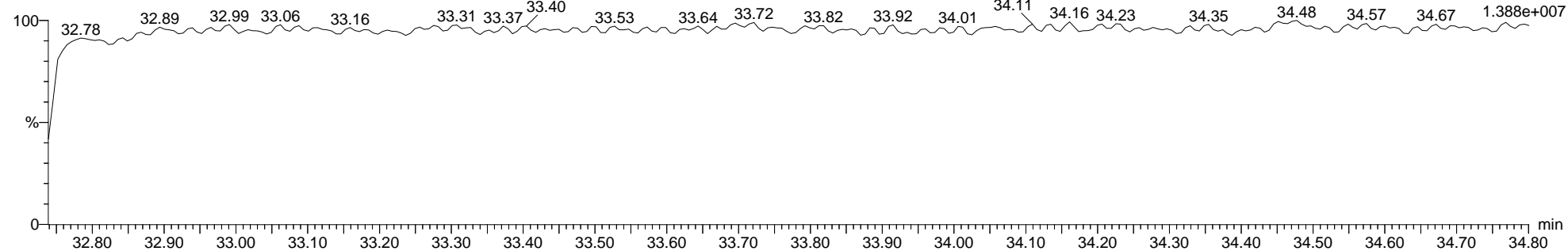
7-190724A09 Smooth(SG,1x1)

1613B-CS3+PERF-011D H7-19-CCV-0487



7-190724A09 Smooth(SG,1x1)

1613B-CS3+PERF-011D H7-19-CCV-0487



Dataset: C:\MassLynx\Dioxin.PRO\Result Files\7-190724A-ICAL\_M23\_QC.qld

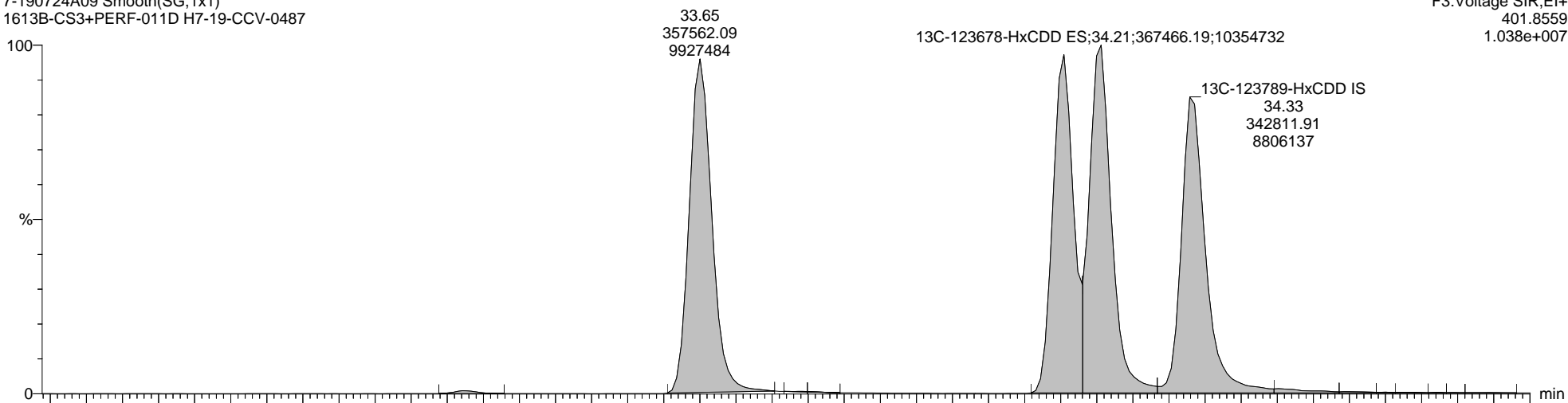
Last Altered: Thursday, July 25, 2019 09:33:09 Eastern Daylight Time

Printed: Friday, August 30, 2019 14:30:49 Eastern Daylight Time

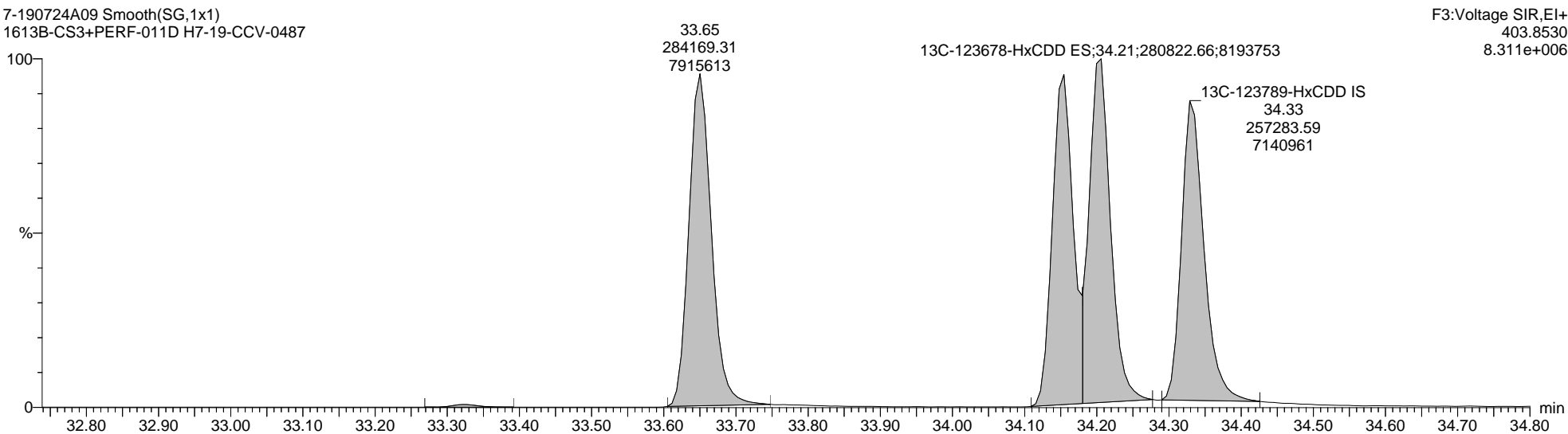
Name: 7-190724A09, Date: 24-Jul-2019, Time: 21:32:42, ID: H7-19-CCV-0487, Description: 1613B-CS3+PERF-011D, Vial: Tray1:1

13C-123678-HxCDD ES

7-190724A09 Smooth(SG,1x1)  
1613B-CS3+PERF-011D H7-19-CCV-0487



7-190724A09 Smooth(SG,1x1)  
1613B-CS3+PERF-011D H7-19-CCV-0487



Quantify Sample Report MassLynx MassLynx V4.1 SCN 901

Dataset: C:\MassLynx\Dioxin.PRO\Result Files\7-190724A-ICAL\_M23\_QC.qld

Last Altered: Thursday, July 25, 2019 09:33:09 Eastern Daylight Time

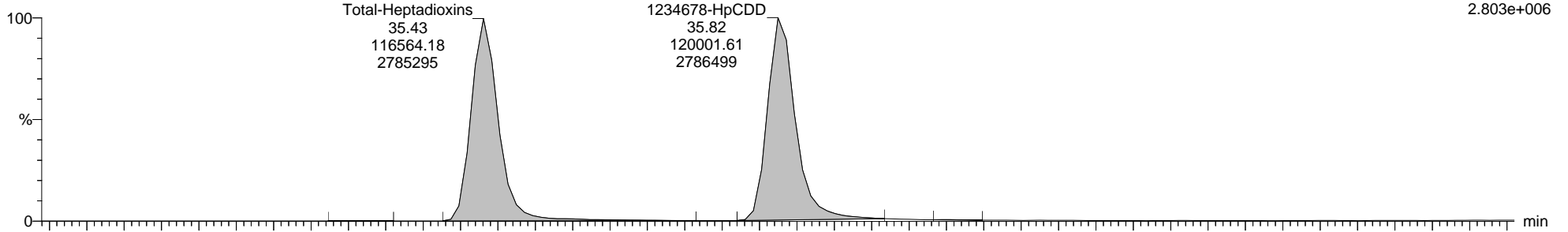
Printed: Friday, August 30, 2019 14:30:49 Eastern Daylight Time

Name: 7-190724A09, Date: 24-Jul-2019, Time: 21:32:42, ID: H7-19-CCV-0487, Description: 1613B-CS3+PERF-011D, Vial: Tray1:1

Total-Heptadioxins

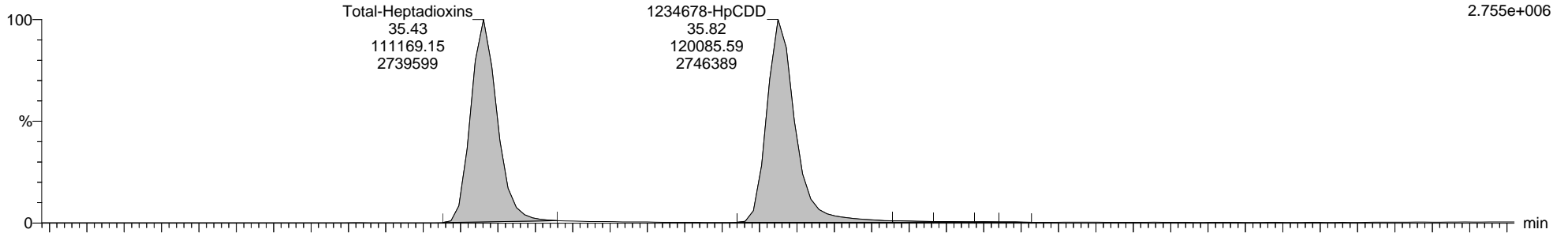
7-190724A09 Smooth(SG,1x1)  
1613B-CS3+PERF-011D H7-19-CCV-0487

F4:Voltage SIR,EI+  
423.7766  
2.803e+006



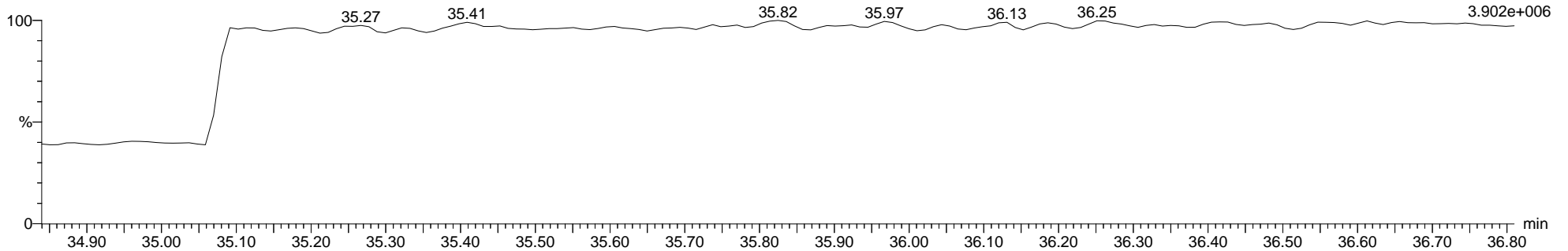
7-190724A09 Smooth(SG,1x1)  
1613B-CS3+PERF-011D H7-19-CCV-0487

F4:Voltage SIR,EI+  
425.7737  
2.755e+006



7-190724A09 Smooth(SG,1x1)  
1613B-CS3+PERF-011D H7-19-CCV-0487

F4:Voltage SIR,EI+  
454.9728  
3.902e+006



Quantify Sample Report MassLynx MassLynx V4.1 SCN 901

Dataset: C:\MassLynx\Dioxin.PRO\Result Files\7-190724A-ICAL\_M23\_QC.qld

Last Altered: Thursday, July 25, 2019 09:33:09 Eastern Daylight Time

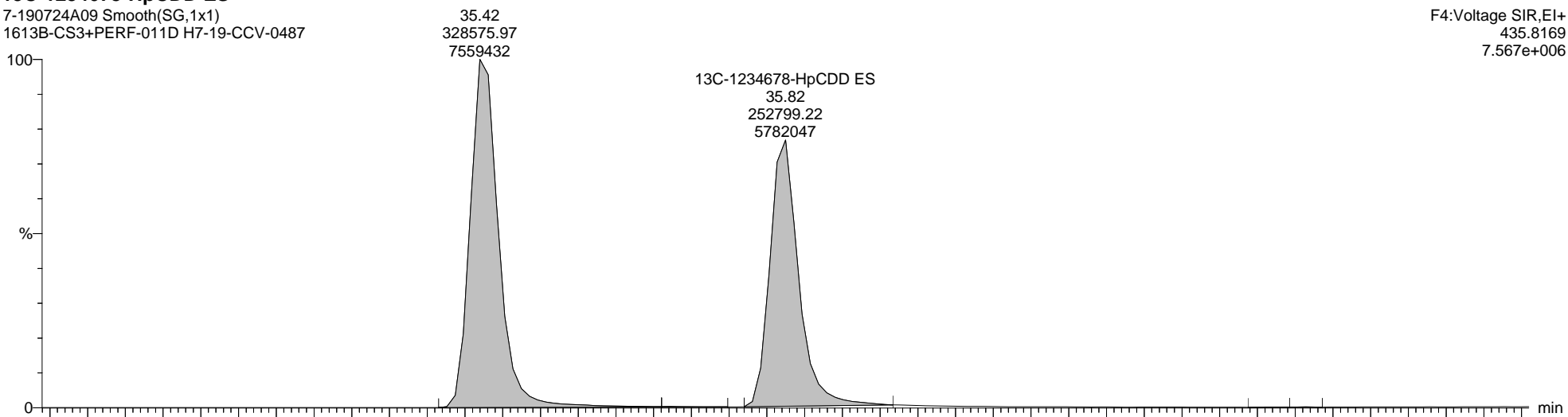
Printed: Friday, August 30, 2019 14:30:49 Eastern Daylight Time

Name: 7-190724A09, Date: 24-Jul-2019, Time: 21:32:42, ID: H7-19-CCV-0487, Description: 1613B-CS3+PERF-011D, Vial: Tray1:1

13C-1234678-HpCDD ES

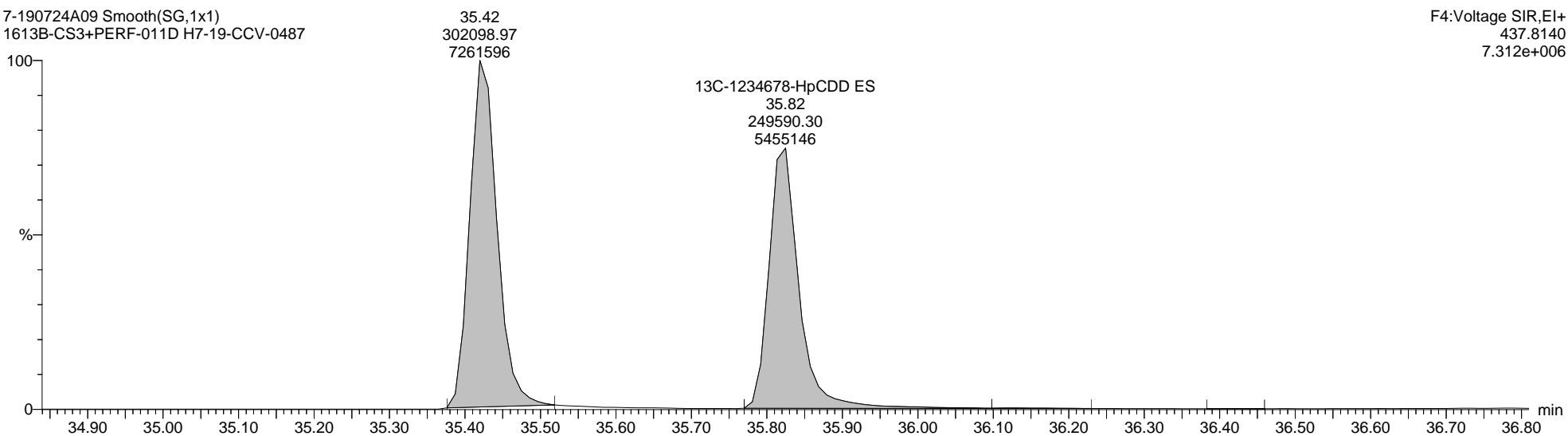
7-190724A09 Smooth(SG,1x1)  
1613B-CS3+PERF-011D H7-19-CCV-0487

F4:Voltage SIR,EI+  
435.8169  
7.567e+006



7-190724A09 Smooth(SG,1x1)  
1613B-CS3+PERF-011D H7-19-CCV-0487

F4:Voltage SIR,EI+  
437.8140  
7.312e+006



Quantify Sample Report MassLynx MassLynx V4.1 SCN 901

Dataset: C:\MassLynx\Dioxin.PRO\Result Files\7-190724A-ICAL\_M23\_QC.qld

Last Altered: Thursday, July 25, 2019 09:33:09 Eastern Daylight Time


Printed: Friday, August 30, 2019 14:30:49 Eastern Daylight Time

Name: 7-190724A09, Date: 24-Jul-2019, Time: 21:32:42, ID: H7-19-CCV-0487, Description: 1613B-CS3+PERF-011D, Vial: Tray1:1

Total-OCDD

7-190724A09 Smooth(SG,1x1)  
1613B-CS3+PERF-011D H7-19-CCV-0487

F5:Voltage SIR,EI+  
457.7377  
3.212e+006



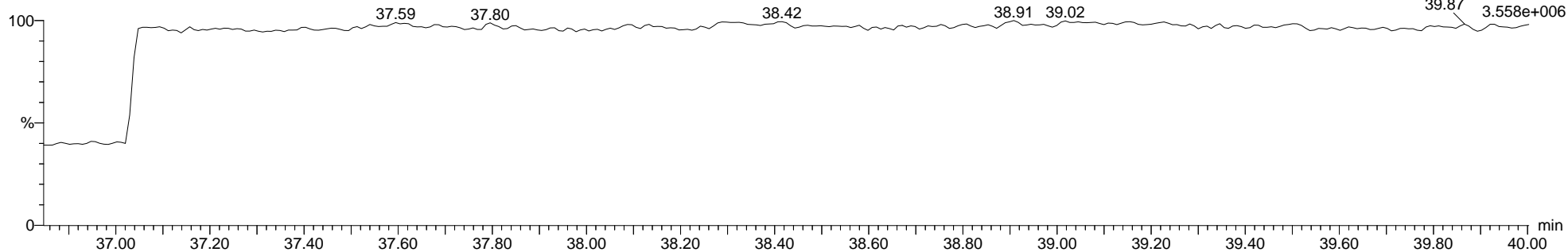
7-190724A09 Smooth(SG,1x1)  
1613B-CS3+PERF-011D H7-19-CCV-0487

F5:Voltage SIR,EI+  
459.7348  
3.712e+006



7-190724A09 Smooth(SG,1x1)  
1613B-CS3+PERF-011D H7-19-CCV-0487

F5:Voltage SIR,EI+  
454.9728  
3.558e+006



Quantify Sample Report MassLynx MassLynx V4.1 SCN 901

Dataset: C:\MassLynx\Dioxin.PRO\Result Files\7-190724A-ICAL\_M23\_QC.qld

Last Altered: Thursday, July 25, 2019 09:33:09 Eastern Daylight Time


Printed: Friday, August 30, 2019 14:30:49 Eastern Daylight Time

Name: 7-190724A09, Date: 24-Jul-2019, Time: 21:32:42, ID: H7-19-CCV-0487, Description: 1613B-CS3+PERF-011D, Vial: Tray1:1

13C-OCDD ES

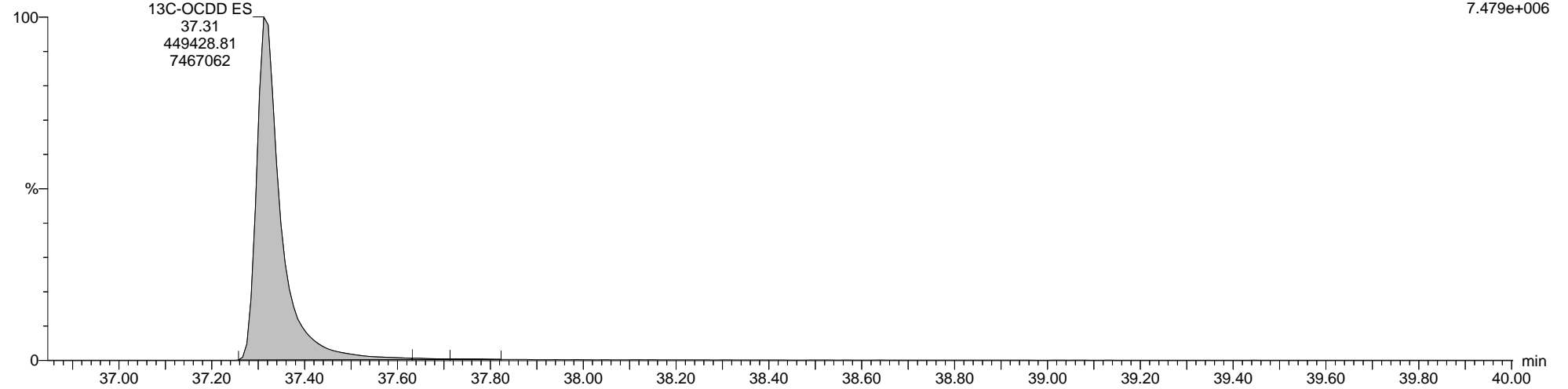
7-190724A09 Smooth(SG,1x1)  
1613B-CS3+PERF-011D H7-19-CCV-0487

F5:Voltage SIR,EI+  
469.7779  
6.646e+006



7-190724A09 Smooth(SG,1x1)  
1613B-CS3+PERF-011D H7-19-CCV-0487

F5:Voltage SIR,EI+  
471.7750  
7.479e+006



Quantify Sample Report MassLynx MassLynx V4.1 SCN 901

Dataset: C:\MassLynx\Dioxin.PRO\Result Files\7-190724A-ICAL\_M23\_QC.qld

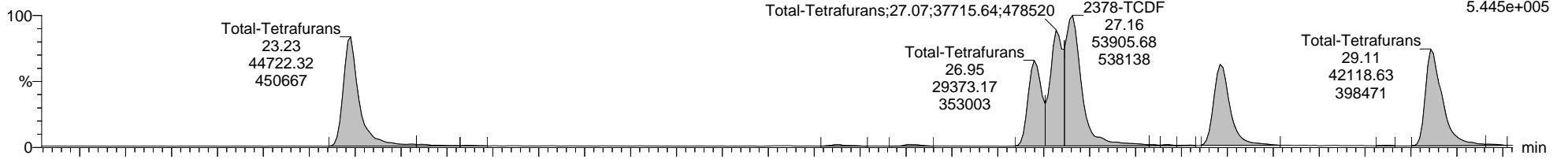
Last Altered: Thursday, July 25, 2019 09:33:09 Eastern Daylight Time  
Printed: Friday, August 30, 2019 14:30:49 Eastern Daylight Time

Name: 7-190724A09, Date: 24-Jul-2019, Time: 21:32:42, ID: H7-19-CCV-0487, Description: 1613B-CS3+PERF-011D, Vial: Tray1:1

Total-Tetrafurans

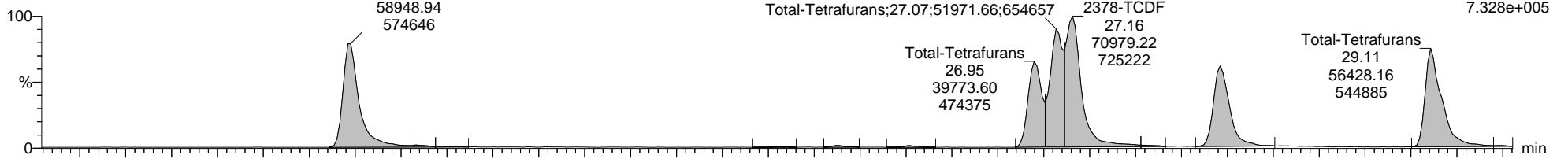
7-190724A09 Smooth(SG,1x1)  
1613B-CS3+PERF-011D H7-19-CCV-0487

F1:Voltage SIR,EI+  
303.9016  
5.445e+005



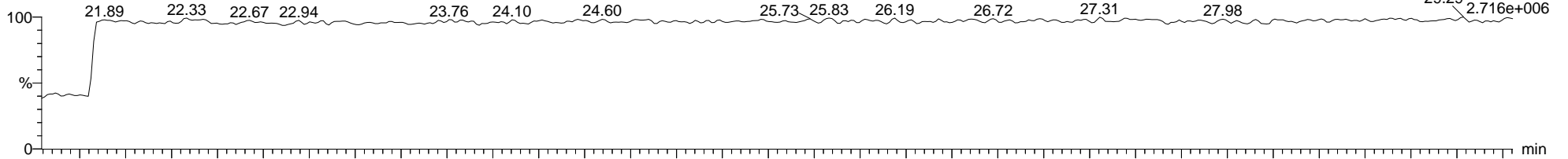
7-190724A09 Smooth(SG,1x1)  
1613B-CS3+PERF-011D H7-19-CCV-0487

F1:Voltage SIR,EI+  
305.8987  
7.328e+005



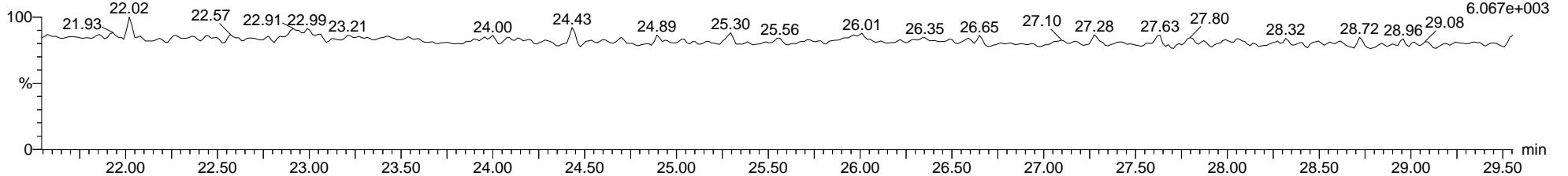
7-190724A09 Smooth(SG,1x1)  
1613B-CS3+PERF-011D H7-19-CCV-0487

F1:Voltage SIR,EI+  
316.9824  
2.716e+006



7-190724A09 Smooth(SG,1x1)  
1613B-CS3+PERF-011D H7-19-CCV-0487

F1:Voltage SIR,EI+  
375.8364  
6.067e+003



Dataset: C:\MassLynx\Dioxin.PRO\Result Files\7-190724A-ICAL\_M23\_QC.qld

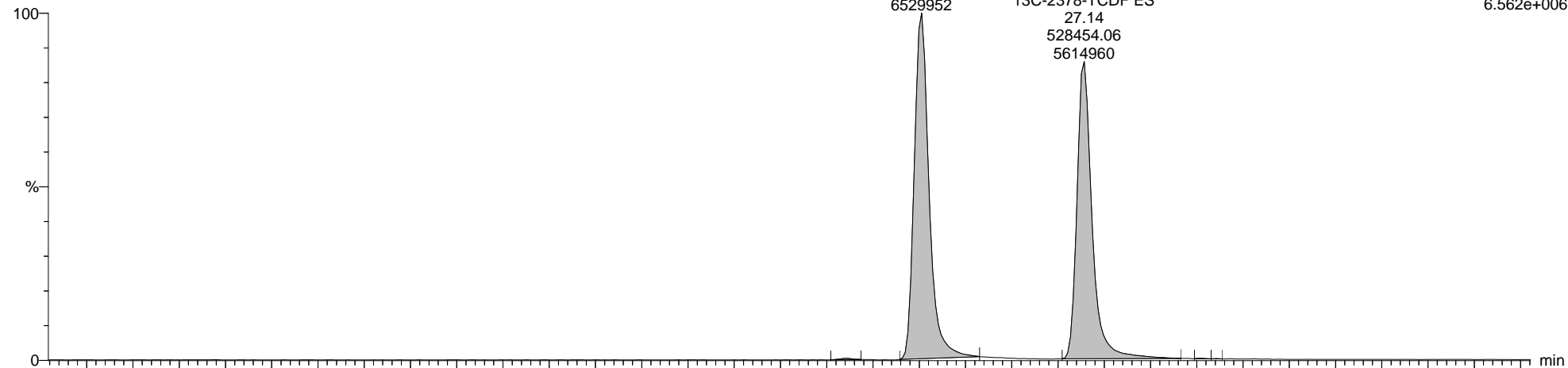
Last Altered: Thursday, July 25, 2019 09:33:09 Eastern Daylight Time

Printed: Friday, August 30, 2019 14:30:49 Eastern Daylight Time

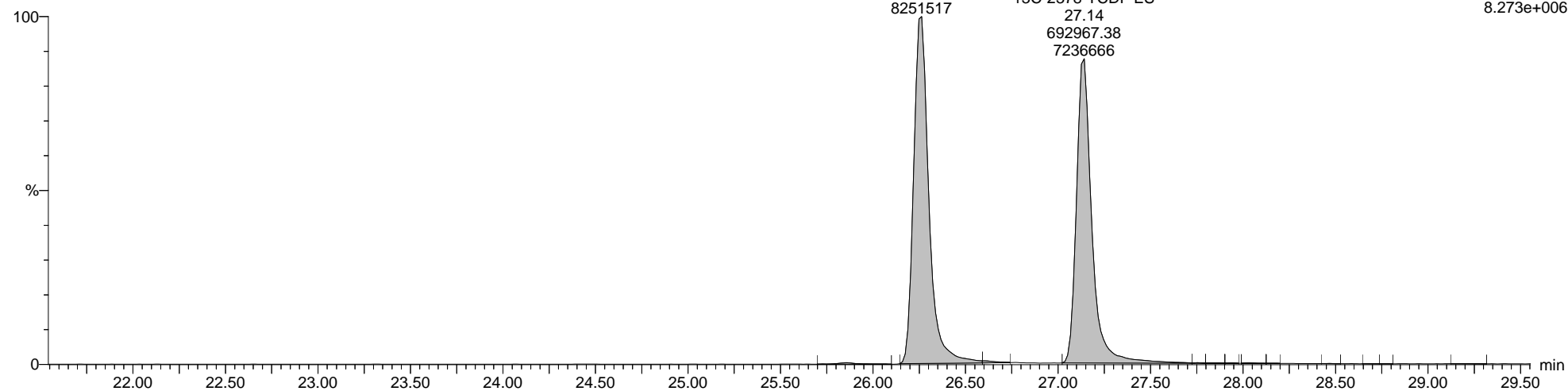
Name: 7-190724A09, Date: 24-Jul-2019, Time: 21:32:42, ID: H7-19-CCV-0487, Description: 1613B-CS3+PERF-011D, Vial: Tray1:1

13C-2378-TCDF ES

7-190724A09 Smooth(SG,1x1)  
1613B-CS3+PERF-011D H7-19-CCV-0487



7-190724A09 Smooth(SG,1x1)  
1613B-CS3+PERF-011D H7-19-CCV-0487





Quantify Sample Report MassLynx MassLynx V4.1 SCN 901


Dataset: C:\MassLynx\Dioxin.PRO\Result Files\7-190724A-ICAL\_M23\_QC.qld

Last Altered: Thursday, July 25, 2019 09:33:09 Eastern Daylight Time  
Printed: Friday, August 30, 2019 14:30:49 Eastern Daylight Time


Name: 7-190724A09, Date: 24-Jul-2019, Time: 21:32:42, ID: H7-19-CCV-0487, Description: 1613B-CS3+PERF-011D, Vial: Tray1:1

Total-PeCDF-F1

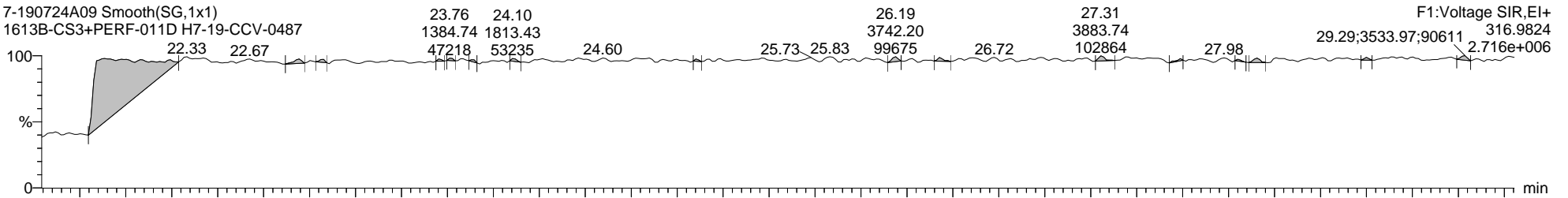
7-190724A09 Smooth(SG,1x1)  
1613B-CS3+PERF-011D H7-19-CCV-0487



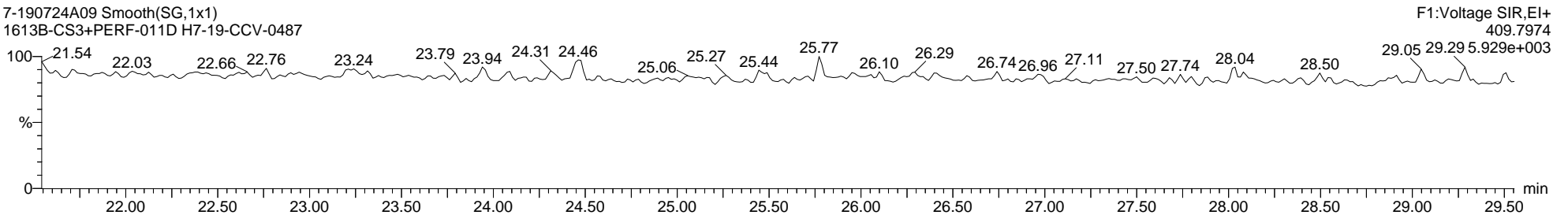
7-190724A09 Smooth(SG,1x1)  
1613B-CS3+PERF-011D H7-19-CCV-0487



7-190724A09 Smooth(SG,1x1)  
1613B-CS3+PERF-011D H7-19-CCV-0487



7-190724A09 Smooth(SG,1x1)  
1613B-CS3+PERF-011D H7-19-CCV-0487



Quantify Sample Report MassLynx MassLynx V4.1 SCN 901

Dataset: C:\MassLynx\Dioxin.PRO\Result Files\7-190724A-ICAL\_M23\_QC.qld

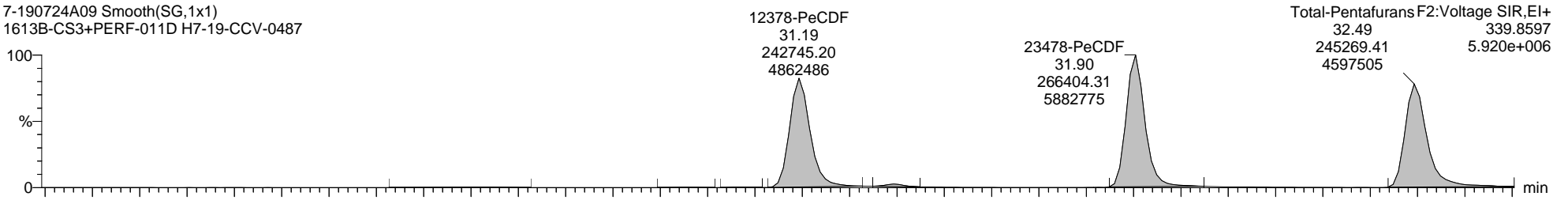
Last Altered: Thursday, July 25, 2019 09:33:09 Eastern Daylight Time

Printed: Friday, August 30, 2019 14:30:49 Eastern Daylight Time

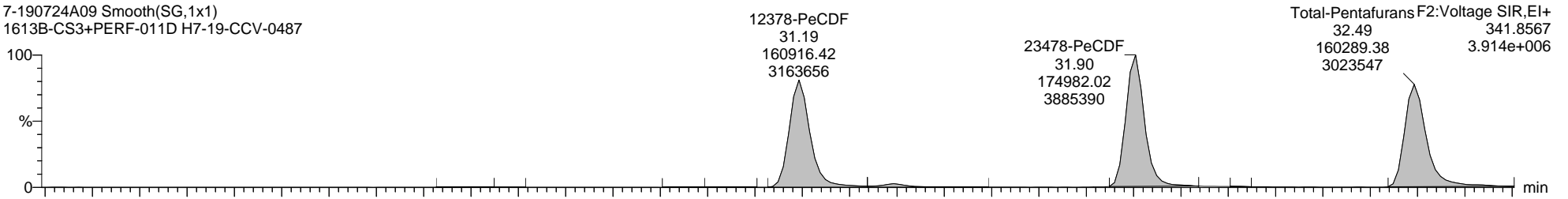
Name: 7-190724A09, Date: 24-Jul-2019, Time: 21:32:42, ID: H7-19-CCV-0487, Description: 1613B-CS3+PERF-011D, Vial: Tray1:1

Total-Pentafurans

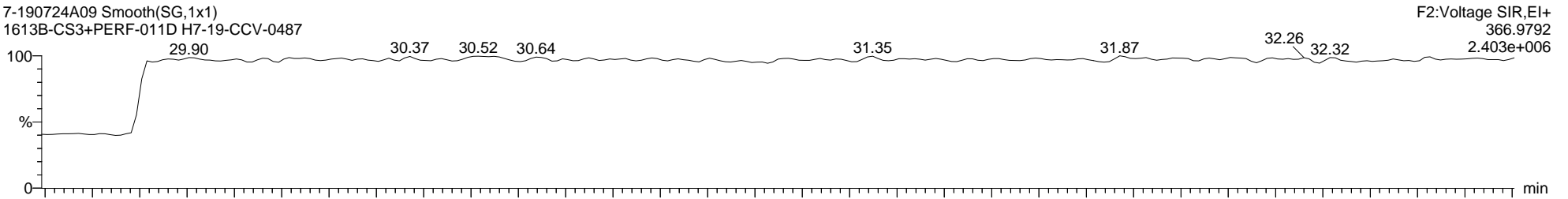
7-190724A09 Smooth(SG,1x1)  
1613B-CS3+PERF-011D H7-19-CCV-0487



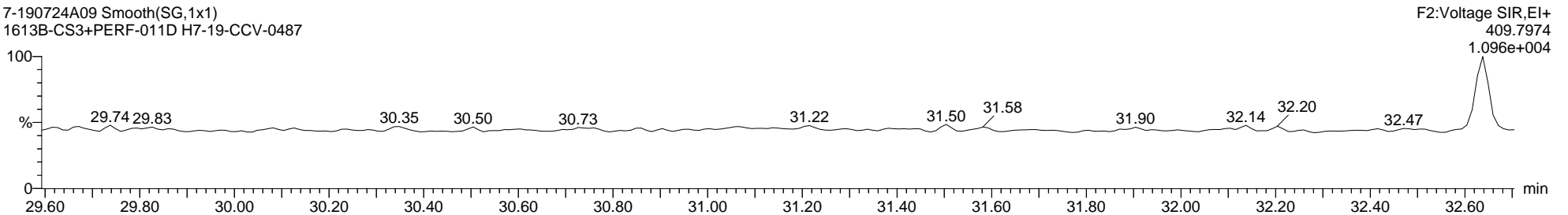
7-190724A09 Smooth(SG,1x1)  
1613B-CS3+PERF-011D H7-19-CCV-0487



7-190724A09 Smooth(SG,1x1)  
1613B-CS3+PERF-011D H7-19-CCV-0487



7-190724A09 Smooth(SG,1x1)  
1613B-CS3+PERF-011D H7-19-CCV-0487



Dataset: C:\MassLynx\Dioxin.PRO\Result Files\7-190724A-ICAL\_M23\_QC.qld

Last Altered: Thursday, July 25, 2019 09:33:09 Eastern Daylight Time

Printed: Friday, August 30, 2019 14:30:49 Eastern Daylight Time

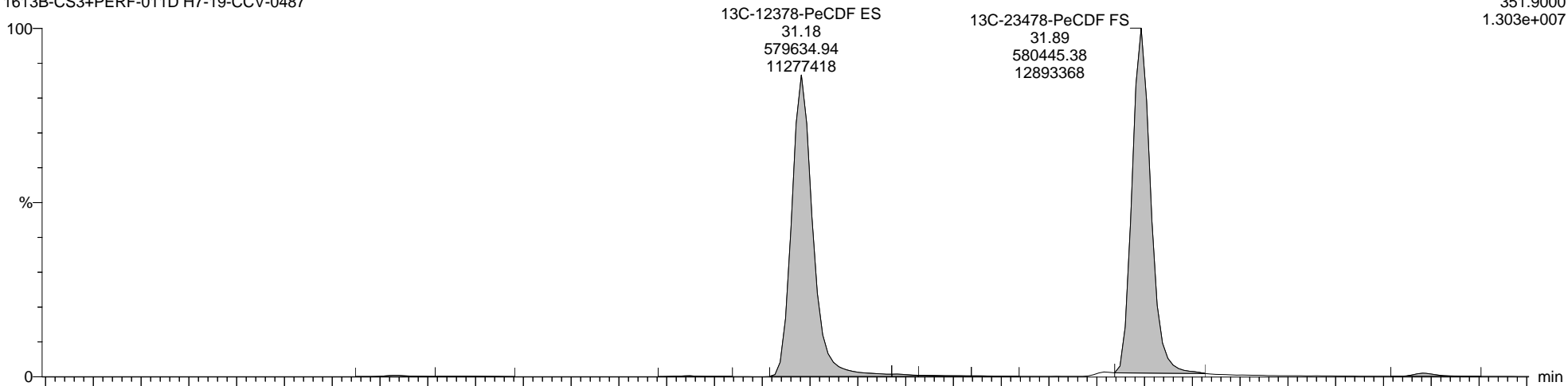
Name: 7-190724A09, Date: 24-Jul-2019, Time: 21:32:42, ID: H7-19-CCV-0487, Description: 1613B-CS3+PERF-011D, Vial: Tray1:1

13C-12378-PeCDF ES

7-190724A09 Smooth(SG,1x1)

1613B-CS3+PERF-011D H7-19-CCV-0487

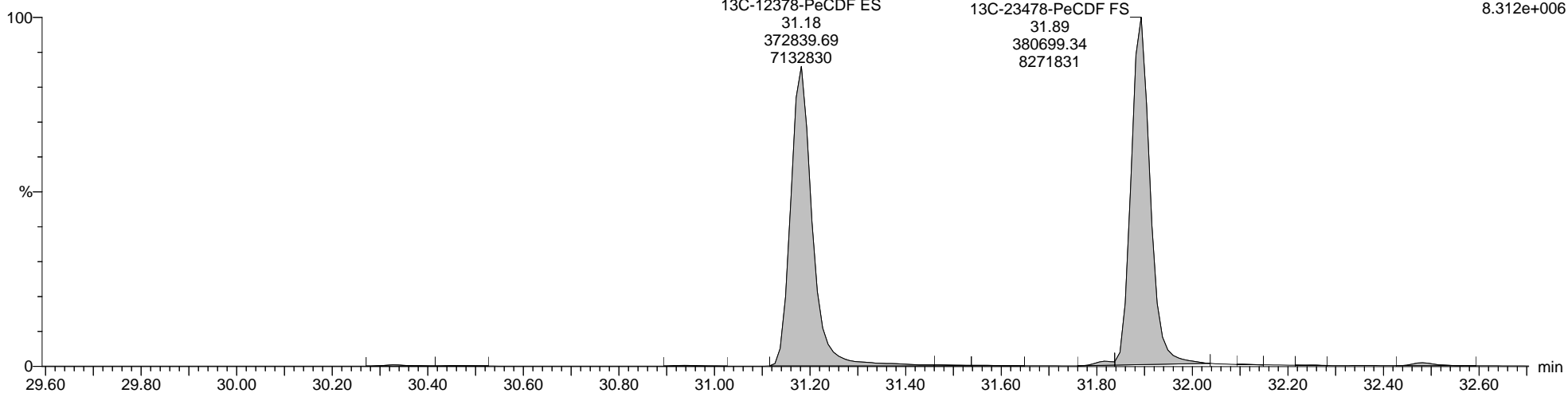
F2:Voltage SIR,EI+  
351.9000  
1.303e+007



7-190724A09 Smooth(SG,1x1)

1613B-CS3+PERF-011D H7-19-CCV-0487

F2:Voltage SIR,EI+  
353.8970  
8.312e+006



Quantify Sample Report MassLynx MassLynx V4.1 SCN 901

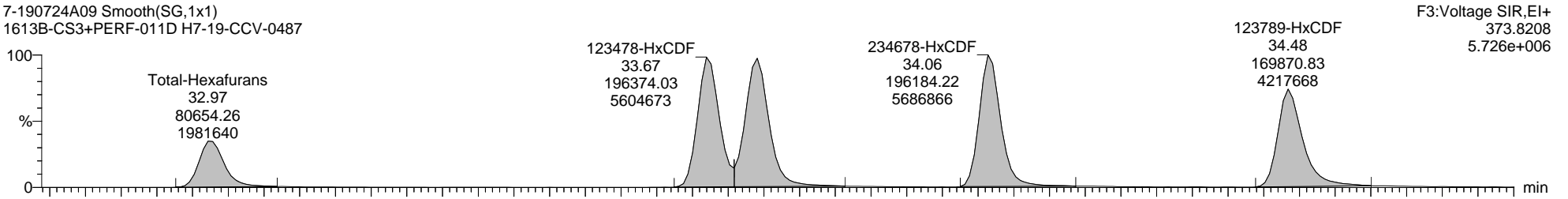
Dataset: C:\MassLynx\Dioxin.PRO\Result Files\7-190724A-ICAL\_M23\_QC.qld

Last Altered: Thursday, July 25, 2019 09:33:09 Eastern Daylight Time  
Printed: Friday, August 30, 2019 14:30:49 Eastern Daylight Time

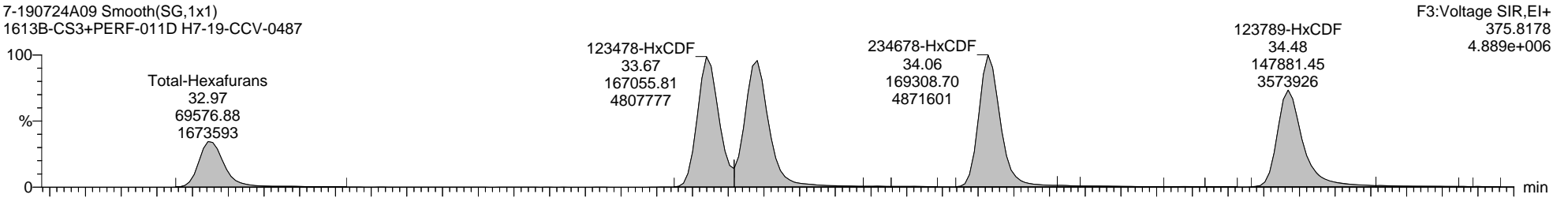
Name: 7-190724A09, Date: 24-Jul-2019, Time: 21:32:42, ID: H7-19-CCV-0487, Description: 1613B-CS3+PERF-011D, Vial: Tray1:1

Total-Hexafurans

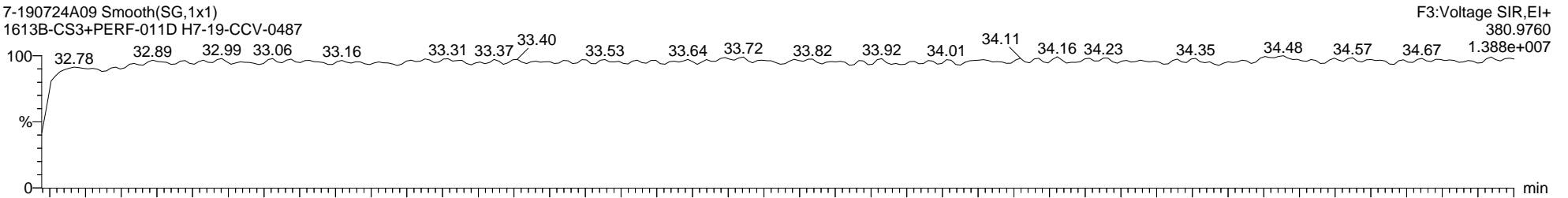
7-190724A09 Smooth(SG,1x1)  
1613B-CS3+PERF-011D H7-19-CCV-0487



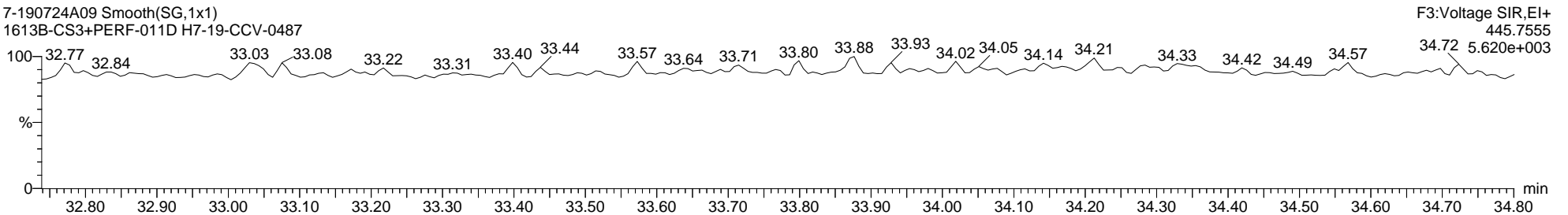
7-190724A09 Smooth(SG,1x1)  
1613B-CS3+PERF-011D H7-19-CCV-0487



7-190724A09 Smooth(SG,1x1)  
1613B-CS3+PERF-011D H7-19-CCV-0487



7-190724A09 Smooth(SG,1x1)  
1613B-CS3+PERF-011D H7-19-CCV-0487



Quantify Sample Report MassLynx MassLynx V4.1 SCN 901

Dataset: C:\MassLynx\Dioxin.PRO\Result Files\7-190724A-ICAL\_M23\_QC.qld

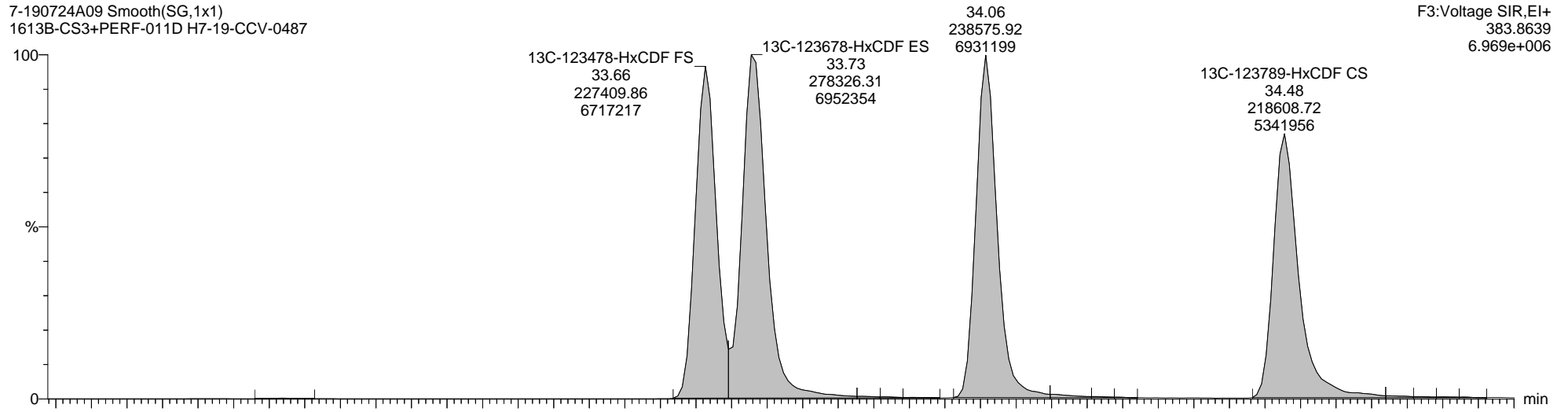
Last Altered: Thursday, July 25, 2019 09:33:09 Eastern Daylight Time

Printed: Friday, August 30, 2019 14:30:49 Eastern Daylight Time

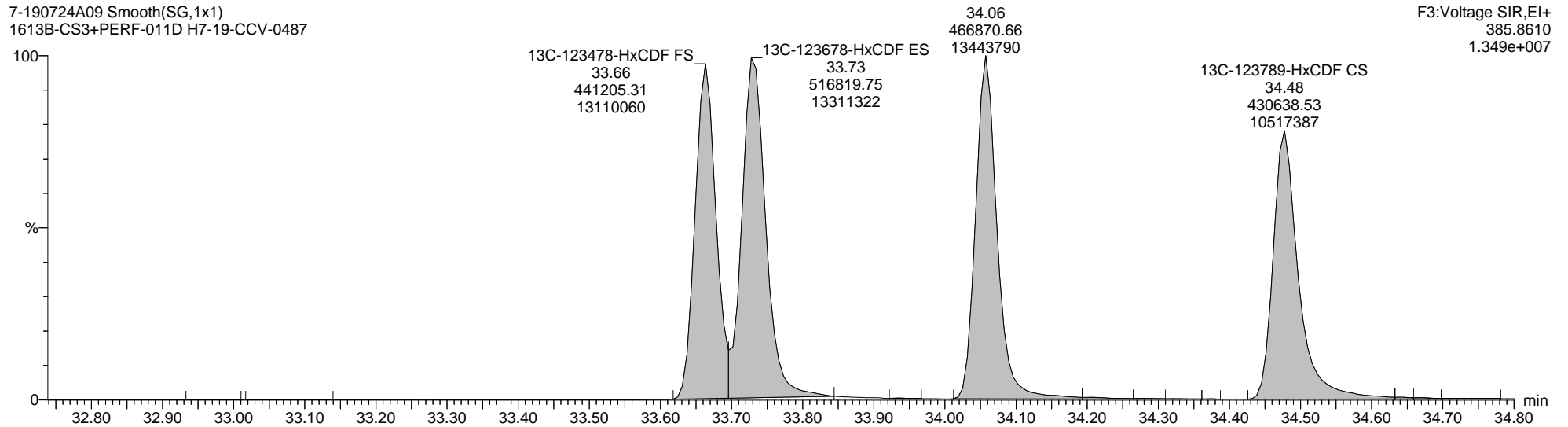
Name: 7-190724A09, Date: 24-Jul-2019, Time: 21:32:42, ID: H7-19-CCV-0487, Description: 1613B-CS3+PERF-011D, Vial: Tray1:1

13C-123678-HxCDF ES

7-190724A09 Smooth(SG,1x1)  
1613B-CS3+PERF-011D H7-19-CCV-0487



7-190724A09 Smooth(SG,1x1)  
1613B-CS3+PERF-011D H7-19-CCV-0487



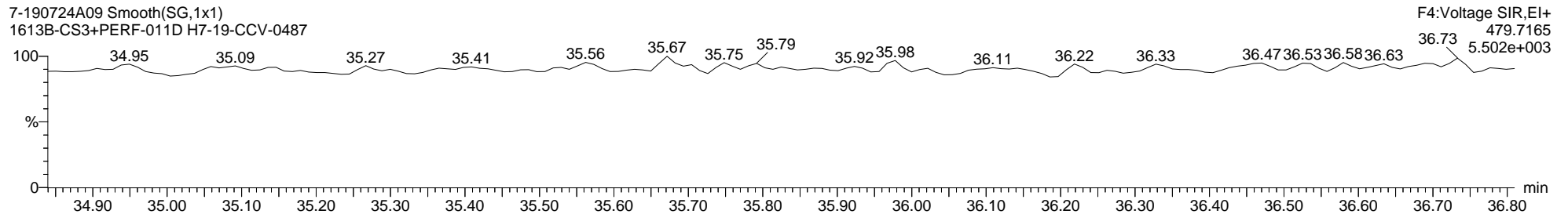
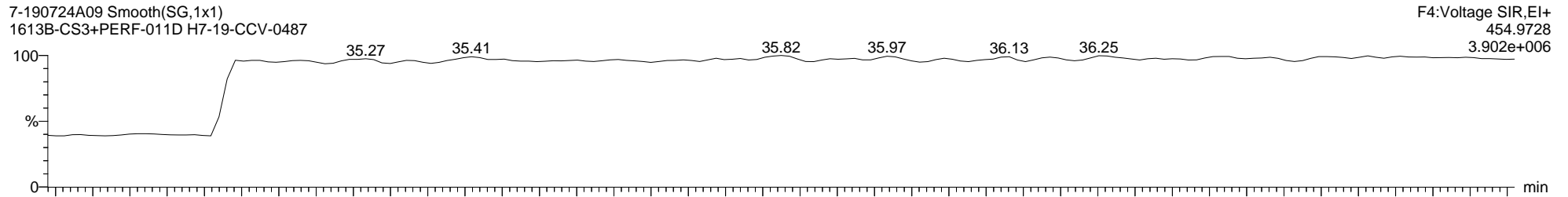


Quantify Sample Report MassLynx MassLynx V4.1 SCN 901

Dataset: C:\MassLynx\Dioxin.PRO\Result Files\7-190724A-ICAL\_M23\_QC.qld

Last Altered: Thursday, July 25, 2019 09:33:09 Eastern Daylight Time  
Printed: Friday, August 30, 2019 14:30:49 Eastern Daylight Time

Name: 7-190724A09, Date: 24-Jul-2019, Time: 21:32:42, ID: H7-19-CCV-0487, Description: 1613B-CS3+PERF-011D, Vial: Tray1:1

Total-Heptafurans



Quantify Sample Report

MassLynx MassLynx V4.1 SCN 901

Dataset: C:\MassLynx\Dioxin.PRO\Result Files\7-190724A-ICAL\_M23\_QC.qld

Last Altered: Thursday, July 25, 2019 09:33:09 Eastern Daylight Time

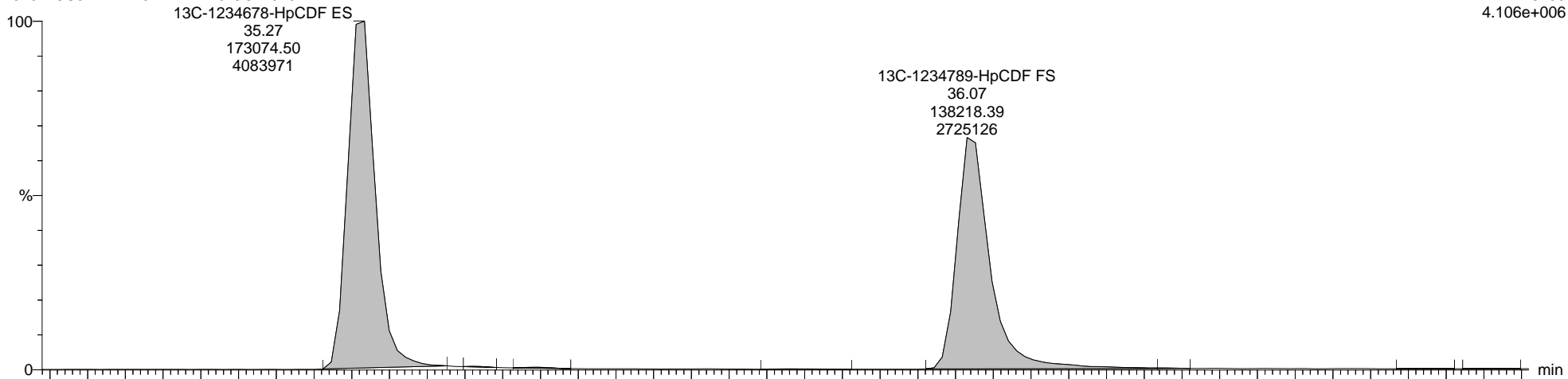
Printed: Friday, August 30, 2019 14:30:49 Eastern Daylight Time

Name: 7-190724A09, Date: 24-Jul-2019, Time: 21:32:42, ID: H7-19-CCV-0487, Description: 1613B-CS3+PERF-011D, Vial: Tray1:1

13C-1234678-HpCDF ES

7-190724A09 Smooth(SG,1x1)  
1613B-CS3+PERF-011D H7-19-CCV-0487

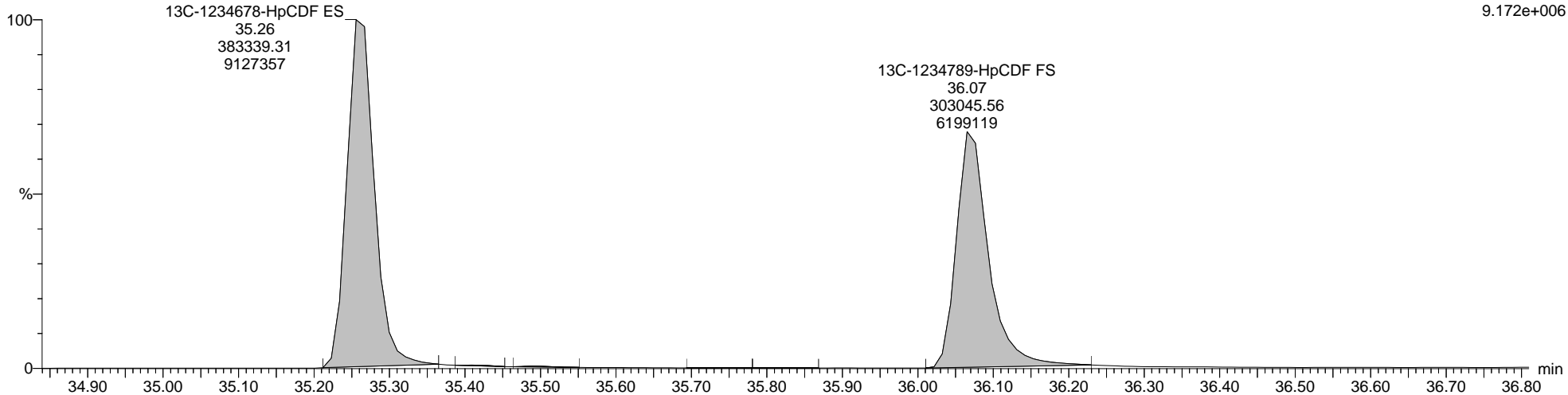
F4:Voltage SIR,EI+  
417.8253  
4.106e+006



7-190724A09 Smooth(SG,1x1)

1613B-CS3+PERF-011D H7-19-CCV-0487

F4:Voltage SIR,EI+  
419.8220  
9.172e+006



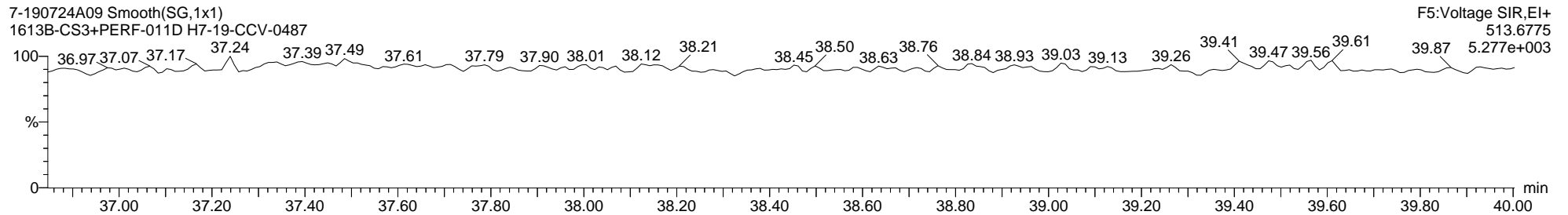
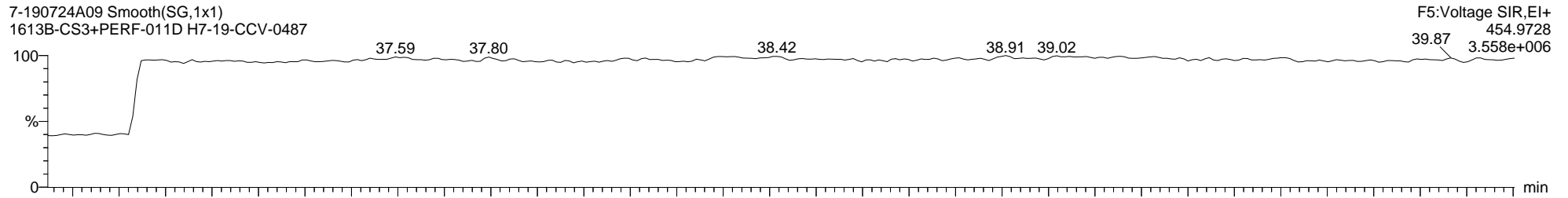

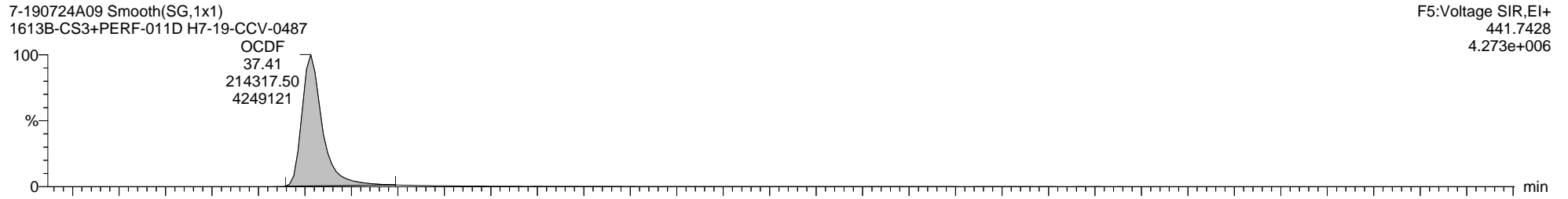
Quantify Sample Report MassLynx MassLynx V4.1 SCN 901

Dataset: C:\MassLynx\Dioxin.PRO\Result Files\7-190724A-ICAL\_M23\_QC.qld

Last Altered: Thursday, July 25, 2019 09:33:09 Eastern Daylight Time  
Printed: Friday, August 30, 2019 14:30:49 Eastern Daylight Time

Name: 7-190724A09, Date: 24-Jul-2019, Time: 21:32:42, ID: H7-19-CCV-0487, Description: 1613B-CS3+PERF-011D, Vial: Tray1:1

Totals-OCDF





**Quantify Audit Report MassLynx MassLynx V4.1 SCN 901**

Dataset: C:\MassLynx\Dioxin.PRO\Result Files\7-190724A-ICAL\_M23\_QC.qld

Last Altered: Thursday, July 25, 2019 09:33:09 Eastern Daylight Time

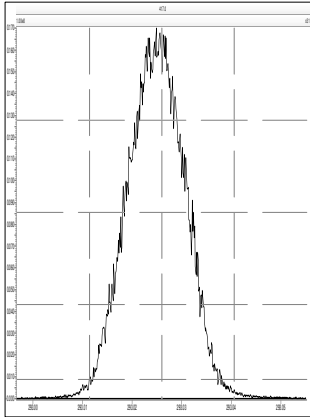
Printed: Friday, August 30, 2019 14:30:49 Eastern Daylight Time

Date	Time	Event	Details	Comments
25-Jul-19	09:31:55	Process Extract		
25-Jul-19	09:31:55	Process Integrate		
25-Jul-19	09:31:55	Process Quantify		
25-Jul-19	09:31:55	Dataset Created		
25-Jul-19	09:32:06	Pre modification peak	Sample:7-190724A05, Compound:TD, RT:28.095	
25-Jul-19	09:32:06	Peak modified	Sample:7-190724A05, Compound:TD, RT:28.095	TP190725MB
25-Jul-19	09:32:19	Pre modification peak	Sample:7-190724A05, Compound:HXD, RT:34.213	
25-Jul-19	09:32:19	Peak modified	Sample:7-190724A05, Compound:HXD, RT:34.213	TP190725MB
25-Jul-19	09:32:19	Pre modification peak	Sample:7-190724A05, Compound:HXD, RT:34.167	
25-Jul-19	09:32:19	Peak modified	Sample:7-190724A05, Compound:HXD, RT:34.167	TP190725MB
25-Jul-19	09:32:32	Pre modification peak	Sample:7-190724A05, Compound:TF, RT:27.171	
25-Jul-19	09:32:32	Peak modified	Sample:7-190724A05, Compound:TF, RT:27.171	TP190725MB
25-Jul-19	09:32:32	Pre modification peak	Sample:7-190724A05, Compound:TF, RT:27.171	
25-Jul-19	09:32:32	Peak modified	Sample:7-190724A05, Compound:TF, RT:27.171	TP190725MB
25-Jul-19	09:32:57	Pre modification peak	Sample:7-190724A05, Compound:PF-f2, RT:31.904	
25-Jul-19	09:32:57	Peak modified	Sample:7-190724A05, Compound:PF-f2, RT:31.904	TP190725MB
25-Jul-19	09:32:57	Pre modification peak	Sample:7-190724A05, Compound:PF-f2, RT:31.204	
25-Jul-19	09:32:57	Peak modified	Sample:7-190724A05, Compound:PF-f2, RT:31.204	TP190725MB
25-Jul-19	09:32:57	Pre modification peak	Sample:7-190724A05, Compound:PF-f2, RT:31.904	
25-Jul-19	09:32:57	Peak modified	Sample:7-190724A05, Compound:PF-f2, RT:31.904	TP190725MB
25-Jul-19	09:32:57	Pre modification peak	Sample:7-190724A05, Compound:PF-f2, RT:31.204	
25-Jul-19	09:32:57	Peak modified	Sample:7-190724A05, Compound:PF-f2, RT:31.204	TP190725MB
25-Jul-19	09:33:08	Pre modification peak	Sample:7-190724A05, Compound:HXF, RT:34.491	
25-Jul-19	09:33:08	Peak modified	Sample:7-190724A05, Compound:HXF, RT:34.491	TP190725MB
25-Jul-19	09:33:08	Pre modification peak	Sample:7-190724A05, Compound:HXF, RT:34.484	
25-Jul-19	09:33:08	Peak modified	Sample:7-190724A05, Compound:HXF, RT:34.484	TP190725MB
25-Jul-19	09:33:43	Dataset Saved	Saved to 'C:\MassLynx\Dioxin.PRO\Result Files\7-190724A-I...	

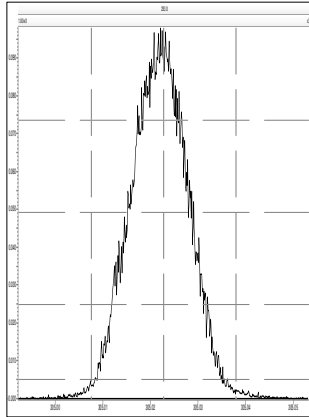
File: Experiment: Dioxin\_1613B.exp Reference: Pfk.ref Function: 1 @ 200 (ppm)

Printed: Wednesday, July 24, 2019 15:54:14 Eastern Daylight Time

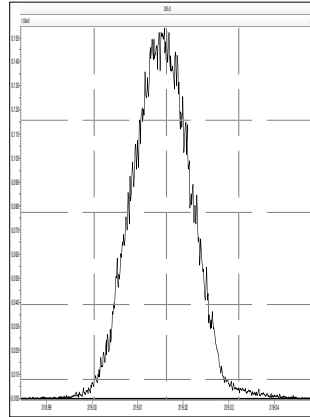
M 292.9824 R 11624



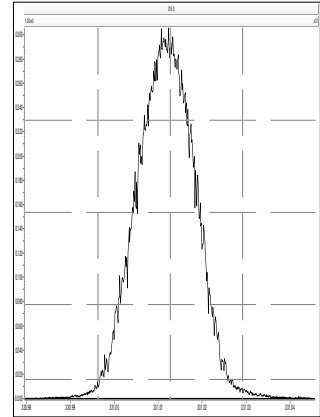
M 304.9824 R 11363



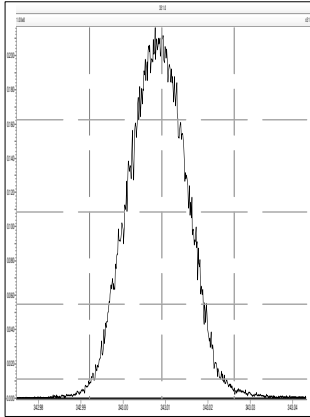
M 318.9792 R 11466



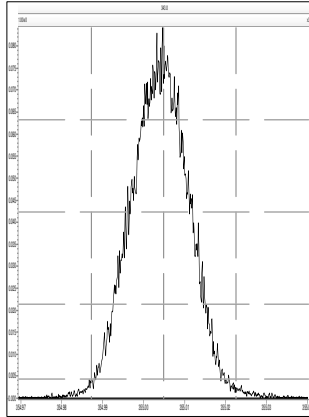
M 330.9792 R 11212



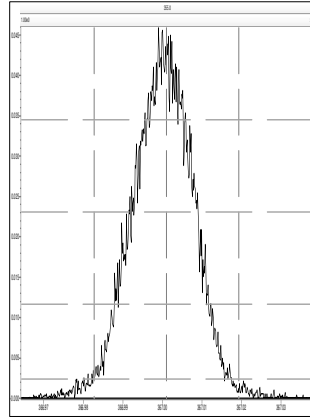
M 342.9792 R 10964



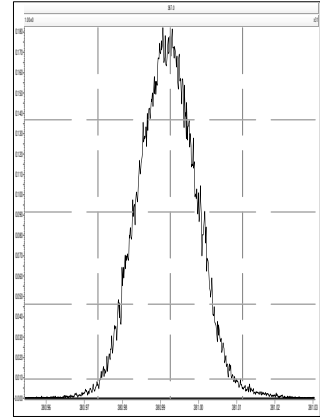
M 354.9792 R 11064



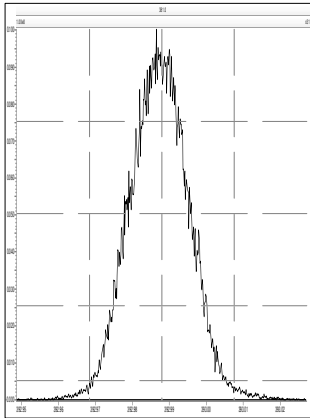
M 366.9792 R 10460



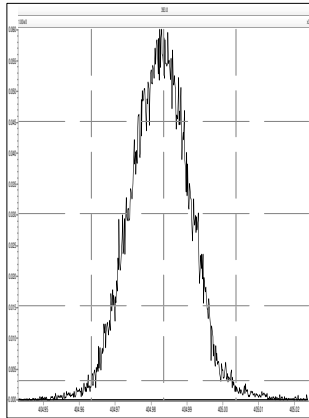
M 380.9760 R 10683



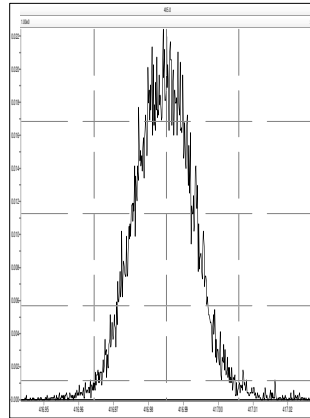
M 392.9760 R 10871



M 404.9760 R 11013



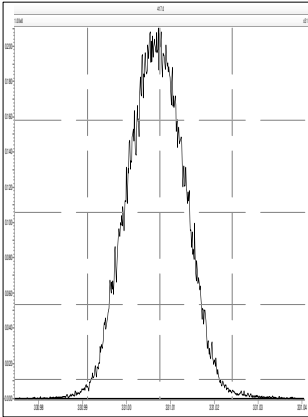
M 416.9760 R 11159



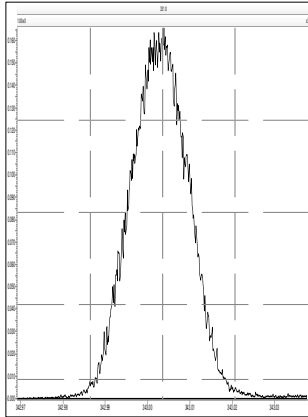
File: Experiment: Dioxin\_1613B.exp Reference: Pfk.ref Function: 2 @ 200 (ppm)

Printed: Wednesday, July 24, 2019 15:54:42 Eastern Daylight Time

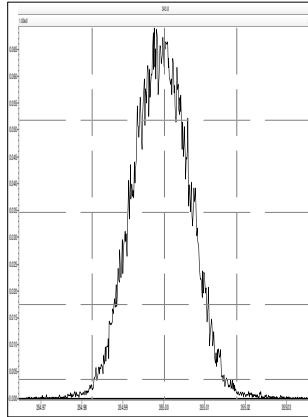
M 330.9792 R 11212



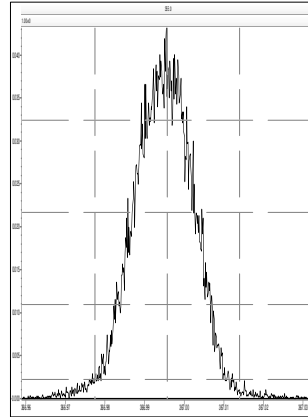
M 342.9792 R 11260



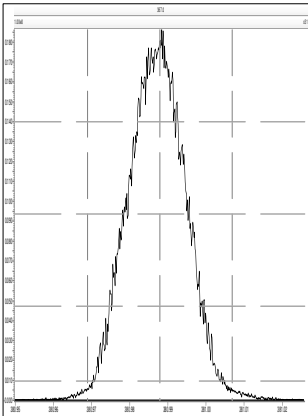
M 354.9792 R 11108



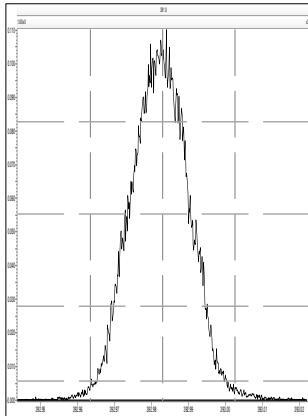
M 366.9792 R 10331



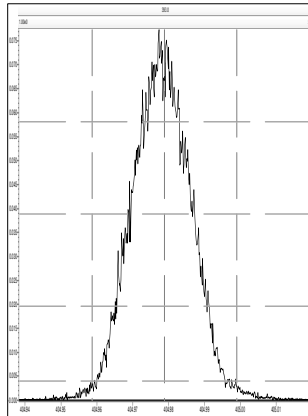
M 380.9760 R 11164



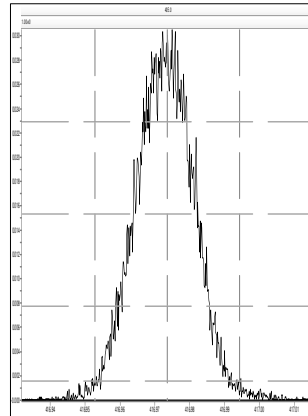
M 392.9760 R 11108



M 404.9760 R 11312



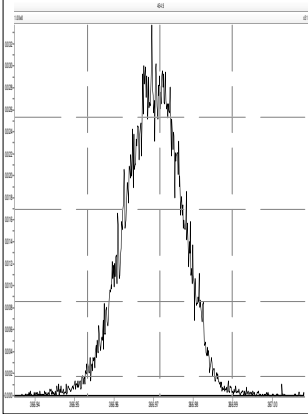
M 416.9760 R 11366



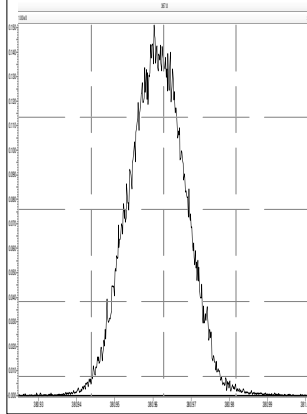
File: Experiment: Dioxin\_1613B.exp Reference: Pfk.ref Function: 3 @ 200 (ppm)

Printed: Wednesday, July 24, 2019 15:55:05 Eastern Daylight Time

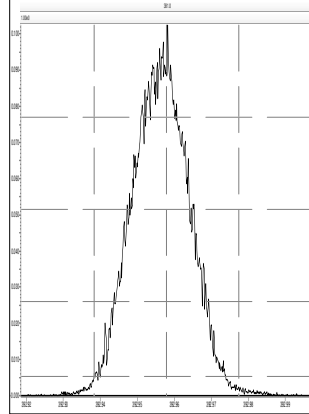
M 366.9792 R 10822



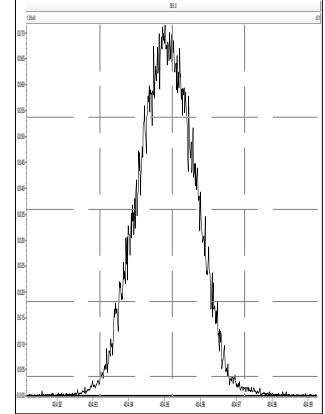
M 380.9760 R 11315



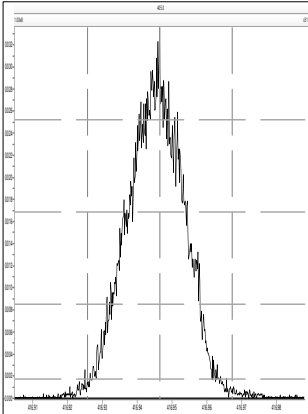
M 392.9760 R 11364



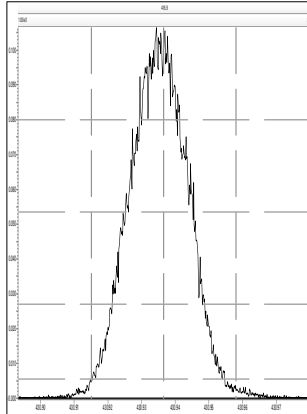
M 404.9760 R 11260



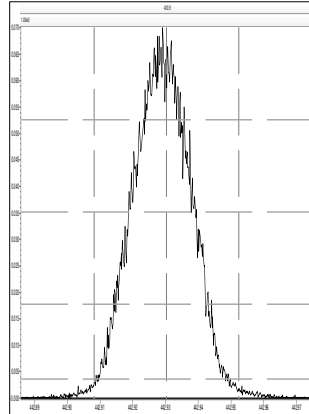
M 416.9760 R 10915



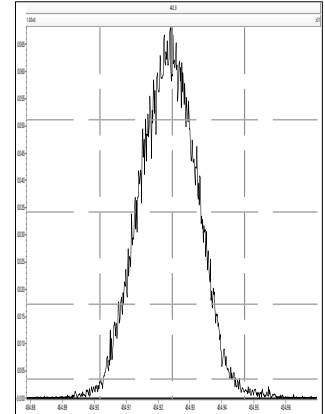
M 430.9728 R 10913



M 442.9728 R 10916



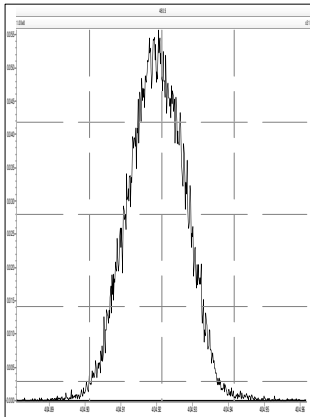
M 454.9728 R 11014



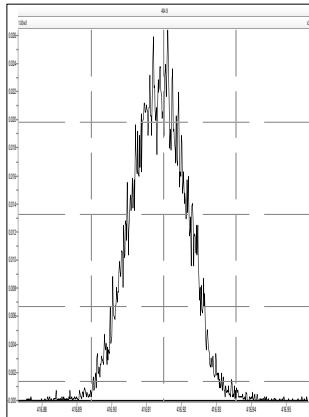
File: Experiment: Dioxin\_1613B.exp Reference: Pfk.ref Function: 4 @ 200 (ppm)

Printed: Wednesday, July 24, 2019 15:55:29 Eastern Daylight Time

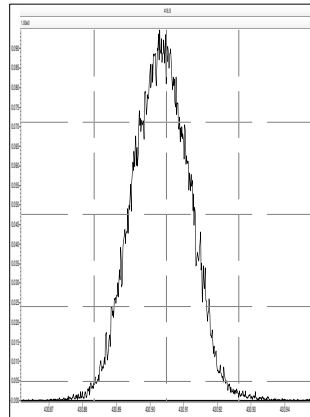
M 404.9760 R 11016



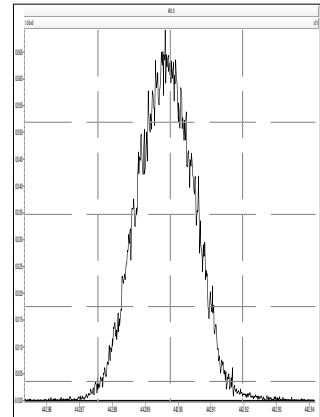
M 416.9760 R 11849



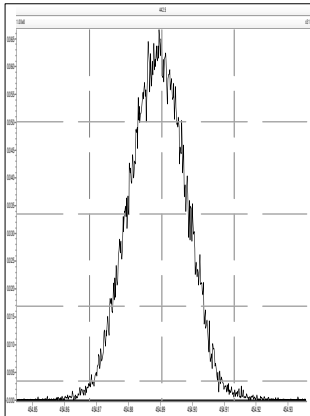
M 430.9728 R 10964



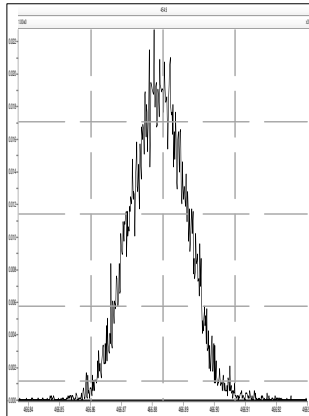
M 442.9728 R 11790



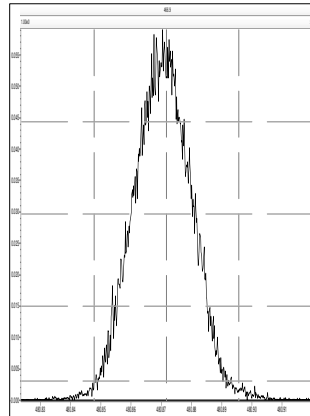
M 454.9728 R 11682



M 466.9728 R 11315



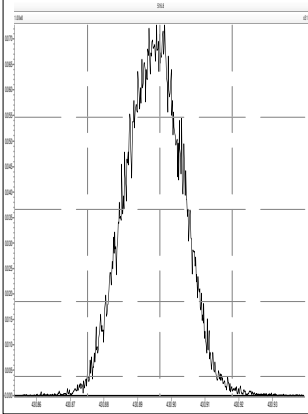
M 480.9696 R 11313



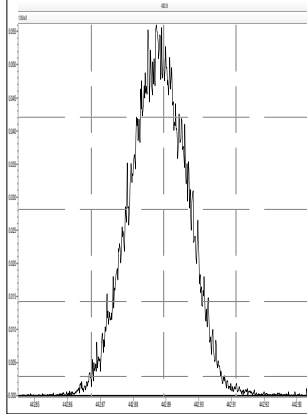
File: Experiment: Dioxin\_1613B.exp Reference: Pfk.ref Function: 5 @ 200 (ppm)

Printed: Wednesday, July 24, 2019 15:55:52 Eastern Daylight Time

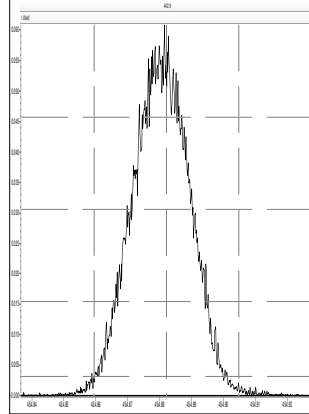
M 430.9728 R 11736



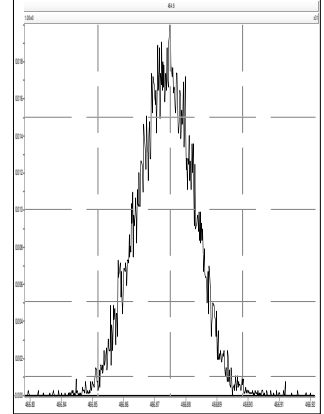
M 442.9728 R 11310



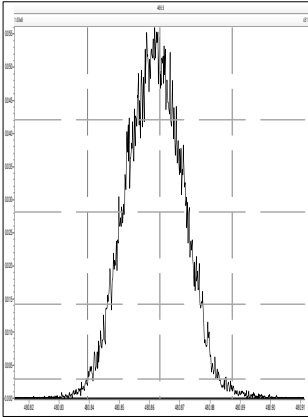
M 454.9728 R 11312



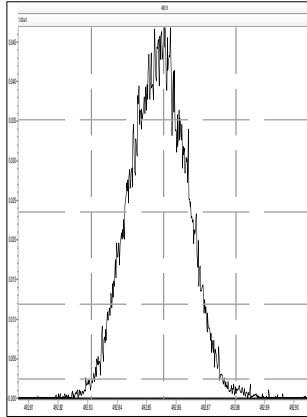
M 466.9728 R 11466



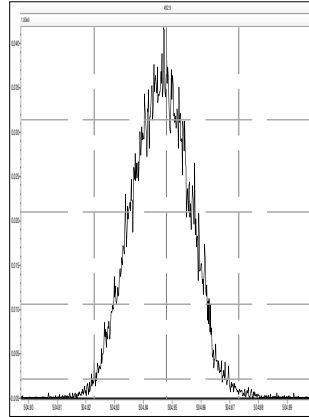
M 480.9696 R 10962



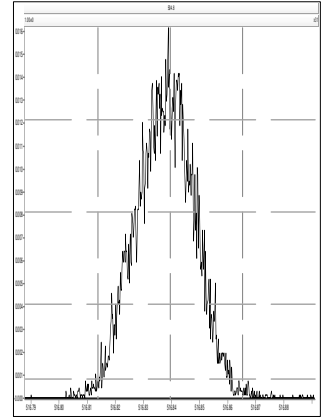
M 492.9696 R 11363



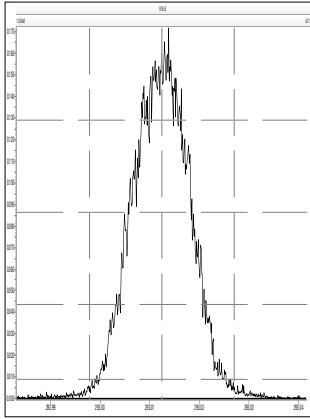
M 504.9696 R 11112



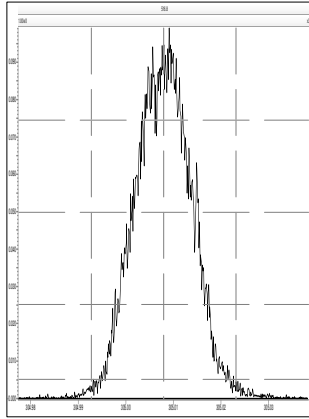
M 516.9697 R 11016



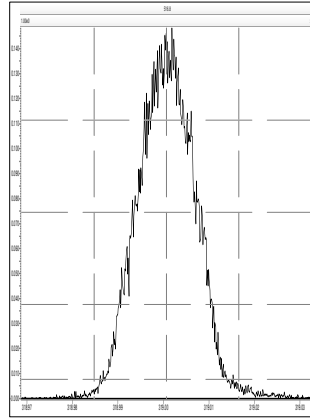
M 292.9824 R 11605



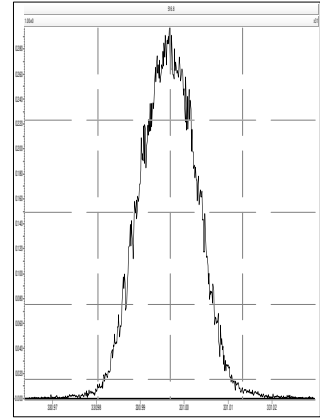
M 304.9824 R 11235



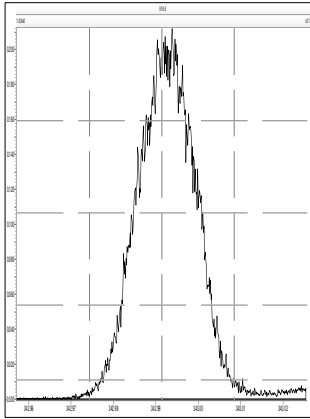
M 318.9792 R 11446



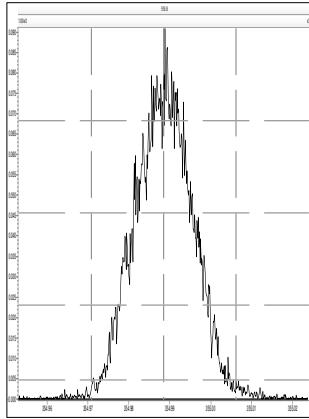
M 330.9792 R 11365



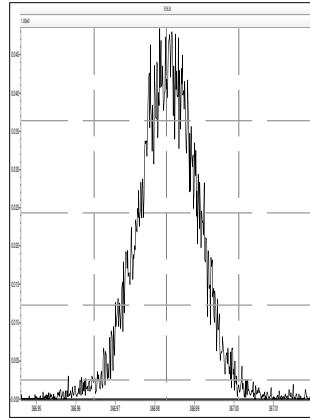
M 342.9792 R 11236



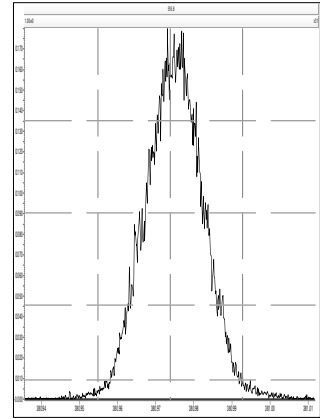
M 354.9792 R 11669



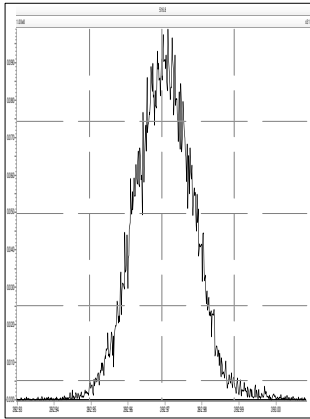
M 366.9792 R 11712



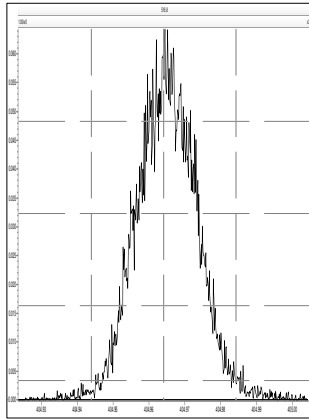
M 380.9760 R 11338



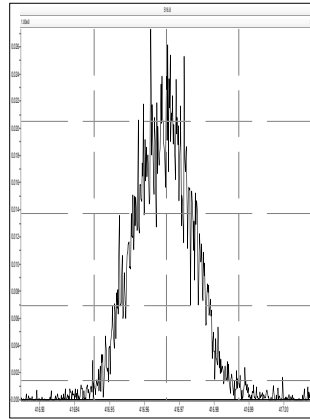
M 392.9760 R 11069



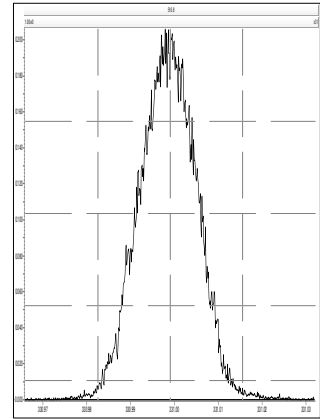
M 404.9760 R 11185



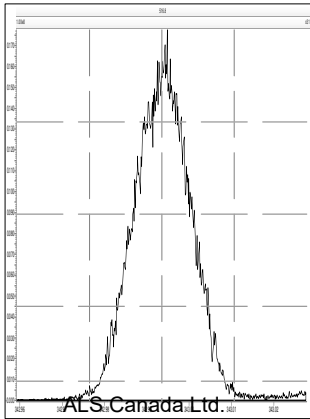
M 416.9760 R 11712



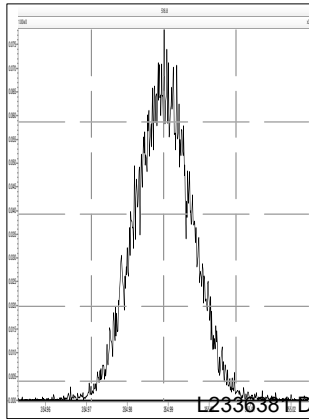
M 330.9792 R 11467



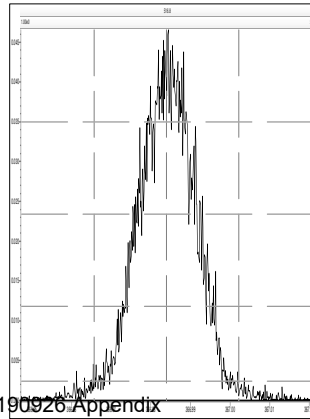
M 342.9792 R 11389



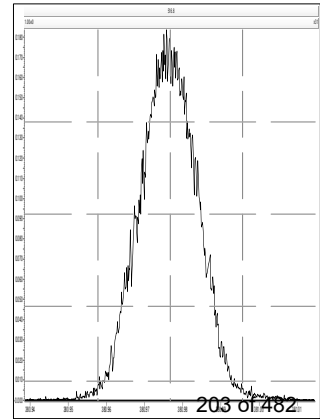
M 354.9792 R 11240



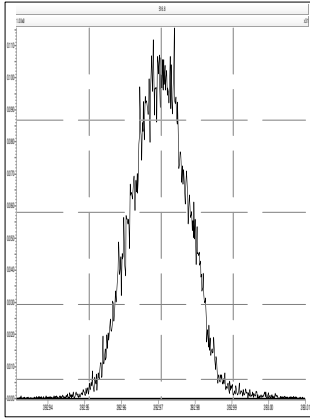
M 366.9792 R 12400



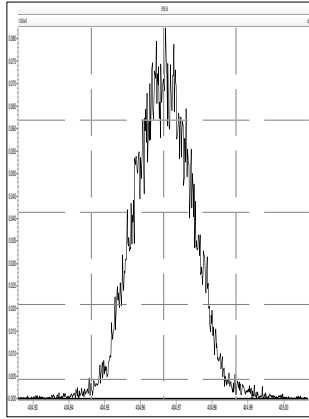
M 380.9760 R 11554



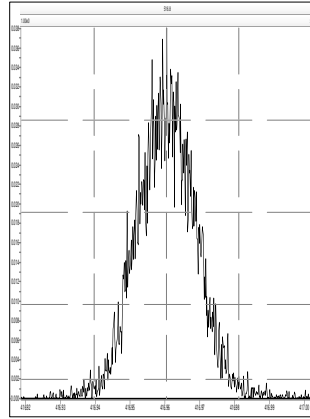
M 392.9760 R 11417



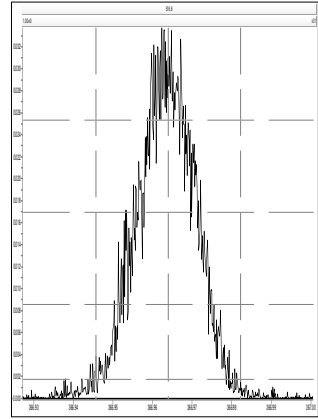
M 404.9760 R 11473



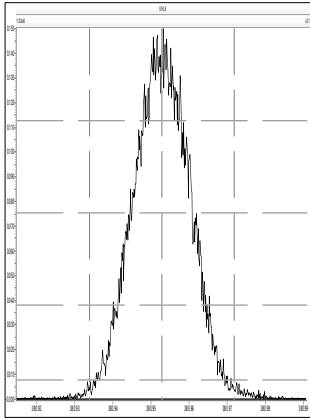
M 416.9760 R 12149



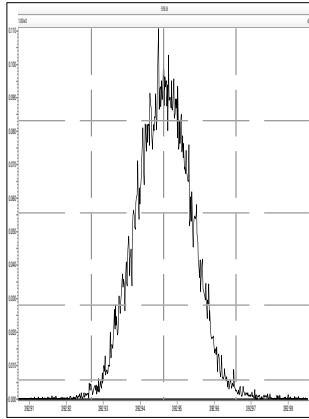
M 366.9792 R 11594



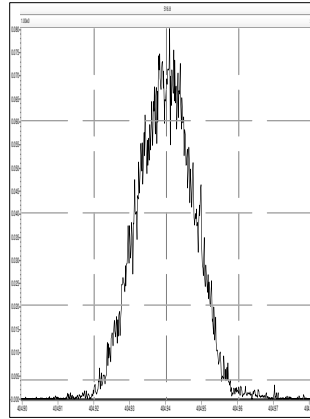
M 380.9760 R 11582



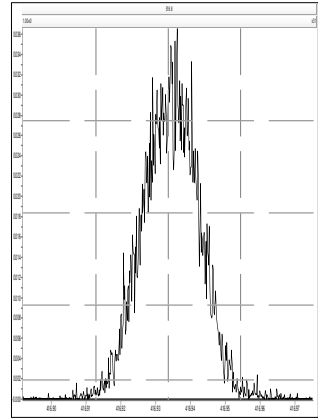
M 392.9760 R 11547



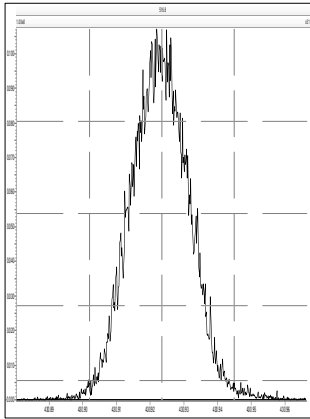
M 404.9760 R 11576



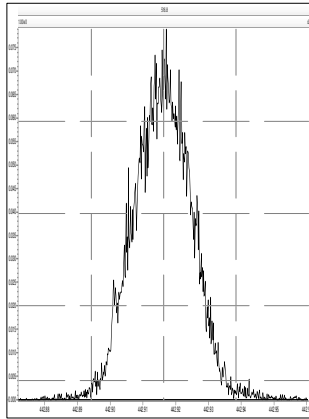
M 416.9760 R 12167



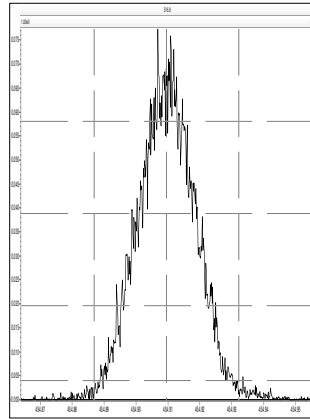
M 430.9728 R 11289



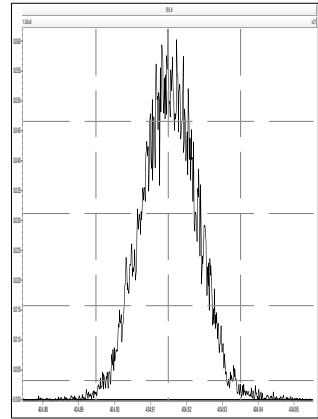
M 442.9728 R 12048



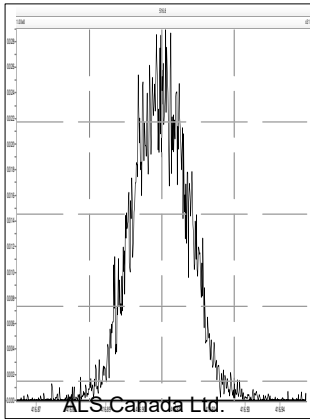
M 454.9728 R 11365



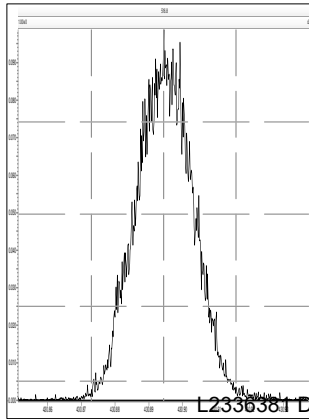
M 404.9760 R 11854



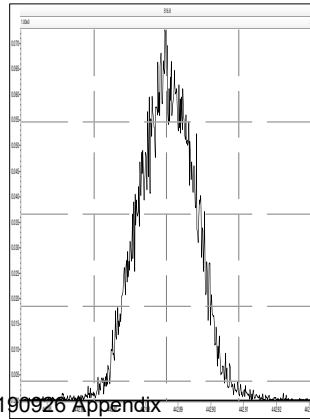
M 416.9760 R 11757



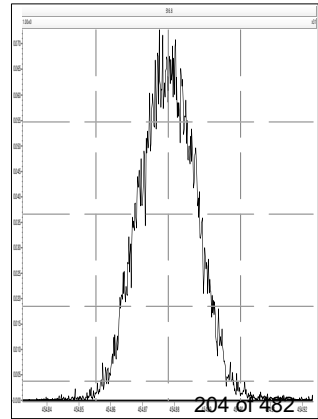
M 430.9728 R 11446



M 442.9728 R 12019

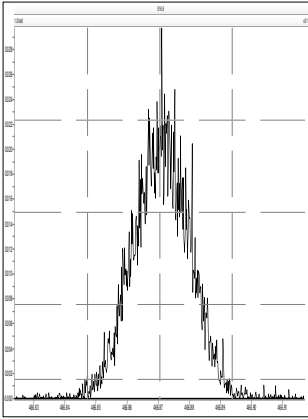


M 454.9728 R 12197

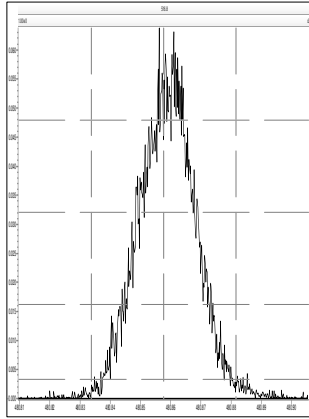




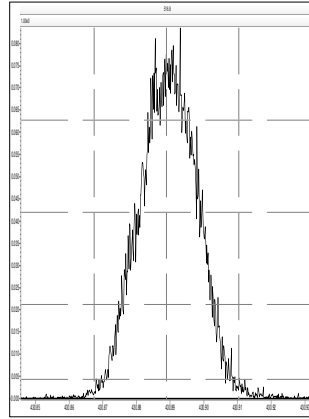
M 466.9728 R 12306



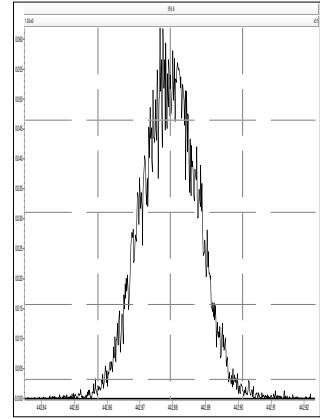
M 480.9696 R 11363



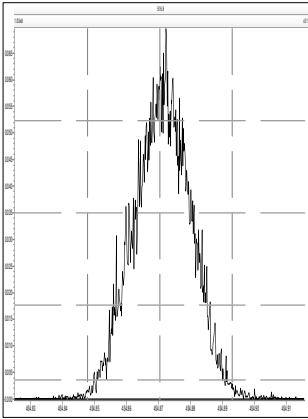
M 430.9728 R 11793



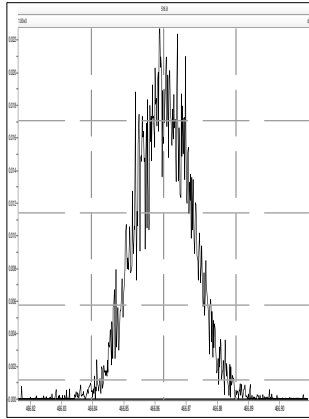
M 442.9728 R 11963



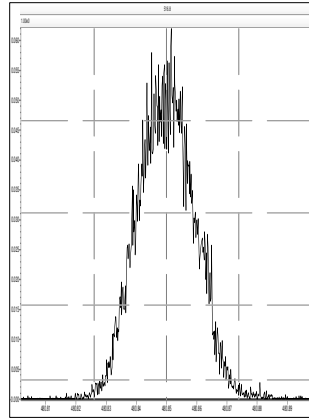
M 454.9728 R 11186



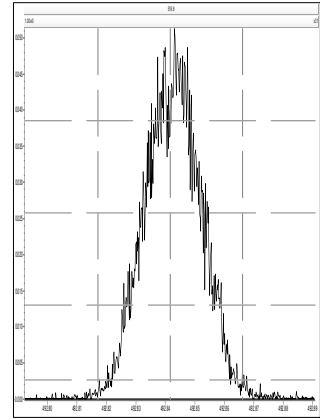
M 466.9728 R 12233



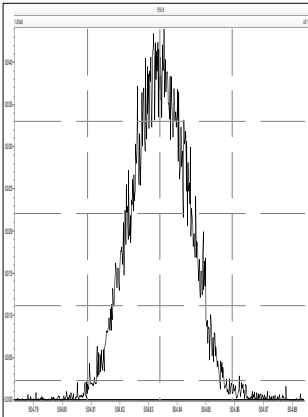
M 480.9696 R 11526



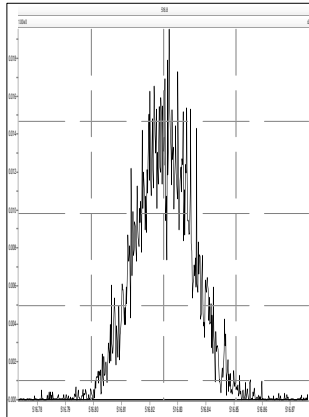
M 492.9696 R 12023



M 504.9696 R 11712



M 516.9697 R 11993



Sample List Report

MassLynx 4.1 SCN815 SCN795

Sample List: C:\MassLynx(Default.pro)\Sampledb\7-190912B-RUN.SPL  
 Last Modified: Thursday, September 12, 2019 16:04:24 Eastern Daylight Time  
 Printed: Friday, September 13, 2019 11:03:52 Eastern Daylight Time

File Name	Sample ID	File Text	MS File	Inlet File	Vial	Inject Volume	
1	7-190912B01	H7-19-CCV-0605	1613B-CS3+PERF-011D	Dioxin_1613B	Dioxin_1613B	Tray1:1	1.000000
2	7-190912B02	WG3147343-2	M23 LCS	Dioxin_1613B	Dioxin_1613B	Tray1:3	1.000000
3	7-190912B03	TOLUENE	INST BLANK	Dioxin_1613B	Dioxin_1613B	Tray1:2	2.000000
4	7-190912B04	TOLUENE	INST BLANK	Dioxin_1613B	Dioxin_1613B	Tray1:2	2.000000
5	7-190912B05	WG3147343-1	M23 MB	Dioxin_1613B	Dioxin_1613B	Tray1:4	1.000000
6	7-190912B06	WG3147343-4	M23 MB	Dioxin_1613B	Dioxin_1613B	Tray1:5	1.000000
7	7-190912B07	L2338107-1	M23	Dioxin_1613B	Dioxin_1613B	Tray1:6	1.000000
8	7-190912B08	L2338107-2	M23	Dioxin_1613B	Dioxin_1613B	Tray1:7	1.000000
9	7-190912B09	H7-19-CCV-0606	1613B-CS3+PERF-011D	Dioxin_1613B	Dioxin_1613B	Tray1:1	1.000000
10	7-190912B10	WG3136778-2	DX LCS	Dioxin_1613B	Dioxin_1613B	Tray1:8	1.000000
11	7-190912B11	TOLUENE	INST BLANK	Dioxin_1613B	Dioxin_1613B	Tray1:2	1.000000
12	7-190912B12	TOLUENE	INST BLANK	Dioxin_1613B	Dioxin_1613B	Tray1:2	1.000000
13	7-190912B13	WG3136778-1	DX MB	Dioxin_1613B	Dioxin_1613B	Tray1:9	1.000000
14	7-190912B14	WG3136778-4	DX MB	Dioxin_1613B	Dioxin_1613B	Tray1:10	1.000000
15	7-190912B15	L2327284-1	DX	Dioxin_1613B	Dioxin_1613B	Tray1:11	1.000000
16	7-190912B16	L2327284-2	DX	Dioxin_1613B	Dioxin_1613B	Tray1:12	1.000000
17	7-190912B17	L2327284-3	DX	Dioxin_1613B	Dioxin_1613B	Tray1:13	1.000000
18	7-190912B18	L2327284-4	DX	Dioxin_1613B	Dioxin_1613B	Tray1:14	1.000000
19	7-190912B19	L2336381-1	DX	Dioxin_1613B	Dioxin_1613B	Tray1:15	1.000000
20	7-190912B20	L2336381-2	DX	Dioxin_1613B	Dioxin_1613B	Tray1:16	1.000000
21	7-190912B21	L2336381-3	DX	Dioxin_1613B	Dioxin_1613B	Tray1:17	1.000000
22	7-190912B22	L2336381-4	DX	Dioxin_1613B	Dioxin_1613B	Tray1:18	1.000000
23	7-190912B23	L2336381-5	DX	Dioxin_1613B	Dioxin_1613B	Tray1:19	1.000000
24	7-190912B24	L2336381-6	DX	Dioxin_1613B	Dioxin_1613B	Tray1:20	1.000000
25	7-190912B25	L2279780-2	DX RR	Dioxin_1613B	Dioxin_1613B	Tray1:21	1.000000
26	7-190912B26	H7-19-CCV-0607	1613B-CS3+PERF-011D	Dioxin_1613B	Dioxin_1613B	Tray1:1	1.000000

B1

B2

M23

VP ✓  
 PMR ✓  
 INJ B1 ✓ B2 (Q1) ✓ B2 (Q2) ✓  
 CO B1 ✓ B2 ✓  
 REC/RAT B1 ✓ B2 (Q1) S15,16,17,18,19,20,22,23 FS ↓  
 DILN B1 ✓ B2 (Q1) ✓ B2 (Q2) ✓  
 LM/DPE B1 ✓ B2 (Q1) S13 (MB) LM FN 3,4,5 B2 (Q2) ✓  
 S14 (MB) LM FN 2,3,4  
 CC ✓  
 MR ✓  
 RL ✓  
 RES ✓  
 DATA ✓

(M23) ✓ 7-190912 B1-Q1-091370  
 (M23) ✓ 7-190912 B2-Q1-091370  
 (DX) ✓ 7-190912 B2-Q2-091370

Sample List Report

MassLynx MassLynx V4.1 SCN 901

Sample List: C:\MassLynx\Dioxin.PRO\SampleDB\7-190912B-Q1.SPL  
 Last Modified: Friday, September 13, 2019 10:59:16 Eastern Daylight Time  
 Printed: Friday, September 13, 2019 15:59:45 Eastern Daylight Time

	File Name	Sample ID	File Text	Sample Type	Na Conc Te	Na Conc Pe-Hp	Na Conc Oc	ES Conc Te-Hp	ES Conc Oc	Conc IS	Conc CS	Conc FS 37Cl	Conc FS Pe-Hp
1	7-190912B01	H7-19-CCV-0605	1613B-CS3+PERF-011D	Analyte	10	50	100	100	200	100	100	10	100
2	7-190912B02	WG3147343-2	M23 LCS	Analyte	200	1000	2000	2000	4000	2000	2000	---	---
3	7-190912B03	TOLUENE	INST BLANK	Analyte	---	---	---	2000	4000	2000	2000	---	---
4	7-190912B04	TOLUENE	INST BLANK	Analyte	---	---	---	2000	4000	2000	2000	---	---
5	7-190912B05	WG3147343-1	M23 MB	Analyte	---	---	---	2000	4000	2000	2000	---	---
6	7-190912B06	WG3147343-4	M23 MB	Analyte	---	---	---	2000	4000	2000	2000	---	---
7	7-190912B07	L2338107-1	M23	Analyte	---	---	---	2000	4000	2000	2000	600	6000
8	7-190912B08	L2338107-2	M23	Analyte	---	---	---	2000	4000	2000	2000	600	6000
9	7-190912B09	H7-19-CCV-0606	1613B-CS3+PERF-011D	Analyte	10	50	100	100	200	100	100	10	100
10	7-190912B10	WG3136778-2	DX LCS	Analyte	400	2000	4000	4000	8000	4000	4000	---	---
11	7-190912B11	TOLUENE	INST BLANK	Analyte	---	---	---	4000	8000	4000	4000	---	---
12	7-190912B12	TOLUENE	INST BLANK	Analyte	---	---	---	4000	8000	4000	4000	---	---
13	7-190912B13	WG3136778-1	DX MB	Analyte	---	---	---	4000	8000	4000	4000	---	---
14	7-190912B14	WG3136778-4	DX MB	Analyte	---	---	---	4000	8000	4000	4000	---	---
15	7-190912B15	L2327284-1	DX	Analyte	---	---	---	4000	8000	4000	4000	600	6000
16	7-190912B16	L2327284-2	DX	Analyte	---	---	---	4000	8000	4000	4000	600	6000
17	7-190912B17	L2327284-3	DX	Analyte	---	---	---	4000	8000	4000	4000	600	6000
18	7-190912B18	L2327284-4	DX	Analyte	---	---	---	4000	8000	4000	4000	600	6000
19	7-190912B19	L2336381-1	DX	Analyte	---	---	---	4000	8000	4000	4000	600	6000
20	7-190912B20	L2336381-2	DX	Analyte	---	---	---	4000	8000	4000	4000	600	6000
21	7-190912B21	L2336381-3	DX	Analyte	---	---	---	4000	8000	4000	4000	600	6000
22	7-190912B22	L2336381-4	DX	Analyte	---	---	---	4000	8000	4000	4000	600	6000
23	7-190912B23	L2336381-5	DX	Analyte	---	---	---	4000	8000	4000	4000	600	6000
24	7-190912B24	L2336381-6	DX	Analyte	---	---	---	4000	8000	4000	4000	600	6000
25	7-190912B25	L2279780-2	DX RR	Analyte	---	---	---	4000	8000	4000	4000	600	6000
26	7-190912B26	H7-19-CCV-0607	1613B-CS3+PERF-011D	Analyte	10	50	100	100	200	100	100	10	100

**Quantify Sample Summary Report**      **MassLynx MassLynx V4.1 SCN 901**

Dataset: C:\MassLynx\Dioxin.PRO\Result Files\7-190912B2-Q1-0913TP.qld

Last Altered: Friday, September 13, 2019 13:44:45 Eastern Daylight Time

Printed: Monday, September 23, 2019 15:33:08 Eastern Daylight Time

**Method: C:\MassLynx\Dioxin.PRO\MethDB\Dioxin\_M23A.mdb 27 Aug 2019 13:40:00**

**Calibration: C:\MassLynx\Dioxin.PRO\CurveDB\7-190724A-CAL5-M23.cdb 25 Jul 2019 09:29:35**

**Name: 7-190912B09, Date: 12-Sep-2019, Time: 21:00:23, ID: H7-19-CCV-0606, Description: 1613B-CS3+PERF-011D, Vial: Tray1:1**

	Target Analyte	#Hom	Total Area	Ion1 Area	Ion2 Area	Ra	Ra Fail=YES	RT	RRT	RT LCL	RT UCL	pg	%Rec	Mod.Comment	Noise 1	Noise 2
1	2378-TCDD		162983.062	70967.609	92015	0.77	NO	27.95	1.00	27.91	27.98	11.33426	113.3		693	577
2	12378-PeCDD		461359.063	284719.969	176639	1.61	NO	32.06	1.00	32.03	32.09	51.23000	102.5		1251	942
3	123478-HxCDD		403293.891	223129.922	180164	1.24	NO	34.10	1.00	34.06	34.13	49.66993	99.3		2180	1702
4	123678-HxCDD		468729.610	259832.313	208897	1.24	NO	34.15	1.00	34.11	34.18	52.94651	105.9		2180	1702
5	123789-HxCDD		457838.141	252712.219	205126	1.23	NO	34.27	1.00	34.24	34.30	53.40804	106.8		2180	1702
6	1234678-HpCDD		332495.438	168492.922	164003	1.03	NO	35.75	1.00	35.71	35.78	51.49329	103.0		1846	1324
7	OCDD		568362.938	266141.250	302222	0.88	NO	37.23	1.00	37.20	37.26	98.61888	98.6		954	976
8	2378-TCDF		203625.860	87419.219	116207	0.75	NO	27.02	1.00	26.99	27.06	11.30640	113.1		529	757
9	12378-PeCDF		644761.563	390065.469	254696	1.53	NO	31.13	1.00	31.09	31.16	50.95641	101.9		1021	1027
10	23478-PeCDF		711346.719	429452.688	281894	1.52	NO	31.84	1.17	31.80	31.87	50.58070	101.2		1021	1027
11	123478-HxCDF		654350.937	351747.531	302603	1.16	NO	33.60	0.98	33.57	33.64	56.23531	112.5		3848	4036
12	123678-HxCDF		640310.500	346740.844	293570	1.18	NO	33.68	1.00	33.64	33.71	51.15541	102.3		3848	4036
13	234678-HxCDF		558233.422	302050.125	256183	1.18	NO	34.00	0.99	33.97	34.03	47.66764	95.3		3848	4036
14	123789-HxCDF		467527.125	251684.625	215843	1.17	NO	34.42	1.00	34.39	34.45	45.66757	91.3		3848	4036
15	1234678-HpCDF		358515.993	231235.391	127281	1.82	NO	35.19	1.00	35.16	35.22	50.18669	100.4		3249	1365
16	1234789-HpCDF		300639.508	194894.594	105745	1.84	NO	36.00	1.05	35.97	36.03	49.79745	99.6		3249	1365
17	OCDF		673094.032	315756.063	357338	0.88	NO	37.32	1.00	37.29	37.35	101.57106	101.6		704	1061
18	37Cl-2378-TCDD FS		161558.016	161558.016				27.95	1.00	27.91	27.98	10.83155	108.3		495	
19	13C-123478-HxCDD FS		847261.094	469090.250	378171	1.24	NO	34.09	0.99	34.06	34.12	98.51971	98.5		1860	1301
20	13C-23478-PeCDF FS		1525873.3...	927674.313	598199	1.55	NO	31.84	1.17	31.80	31.87	98.69090	98.7		1381	1409
21	13C-123478-HxCDF FS		1201849.4...	408543.500	793306	0.51	NO	33.60	0.98	33.57	33.63	109.17881	109.2		4180	4212
22	13C-1234789-HpCDF FS		656070.407	207926.344	448144	0.46	NO	35.99	1.05	35.96	36.02	98.33166	98.3		2752	3772
23	13C-2378-TCDD ES		1292645.7...	569259.938	723386	0.79	NO	27.93	1.03	27.90	27.96	98.83342	98.8		1289	1102
24	13C-12378-PeCDD ES		1001686.8...	617941.500	383745	1.61	NO	32.05	1.18	32.02	32.08	93.40465	93.4		1028	669
25	13C-123678-HxCDD ES		956017.906	529654.500	426363	1.24	NO	34.14	1.00	34.11	34.17	101.31776	101.3		1860	1301
26	13C-1234678-HpCDD ES		697074.344	355601.219	341473	1.04	NO	35.74	1.04	35.70	35.77	95.98652	96.0		2588	1269
27	13C-OCDD ES		1207289.1...	568938.188	638351	0.89	NO	37.22	1.09	37.19	37.25	185.77048	92.9		1000	1280
28	13C-2378-TCDF ES		2116218.8...	919827.188	1196392	0.77	NO	27.01	0.99	26.97	27.04	102.30842	102.3		2247	1231
29	13C-12378-PeCDF ES		1479187.6...	898837.813	580350	1.55	NO	31.10	1.14	31.07	31.14	96.74127	96.7		1381	1409
30	13C-123678-HxCDF ES		1272218.4...	428487.938	843731	0.51	NO	33.67	0.98	33.64	33.70	111.91110	111.9		4180	4212
31	13C-1234678-HpCDF ES		815969.953	251830.203	564140	0.45	NO	35.18	1.03	35.15	35.21	100.82022	100.8		2752	3772
32	13C-123789-HxCDF CS		934831.000	316708.125	618123	0.51	NO	34.41	1.00	34.37	34.44	99.44820	99.4		4180	4212
33	13C-1234-TCDD IS		1437987.4...	638000.938	799987	0.80	NO	27.25	0.00	27.21	27.28	124.12383	124.1		1289	1102
34	13C-123789-HxCDD IS		862100.656	475687.781	386413	1.23	NO	34.26	0.00	34.23	34.30	109.07494	109.1		1860	1301

**Quantify Sample Summary Report      MassLynx MassLynx V4.1 SCN 901**

Dataset: C:\MassLynx\Dioxin.PRO\Result Files\7-190912B2-Q1-0913TP.qld

Last Altered: Friday, September 13, 2019 13:44:45 Eastern Daylight Time

Printed: Monday, September 23, 2019 15:33:08 Eastern Daylight Time

**Name: 7-190912B09, Date: 12-Sep-2019, Time: 21:00:23, ID: H7-19-CCV-0606, Description: 1613B-CS3+PERF-011D, Vial: Tray1:1**

	Target Analyte	#Hom	Total Area	Ion1 Area	Ion2 Area	Ra	Ra Fail=YES	RT	RRT	RT LCL	RT UCL	pg	%Rec	Mod.Comment	Noise 1	Noise 2
35	Total-Tetradoxins	6		336013.206								53.39993			693	
36	Total-Pentadoxins	3		910745.438								163.46471			1251	
37	Total-Hexadoxins	5		985323.822								209.36531			2180	
38	Total-Heptadoxins	3		331376.063								101.70338			1846	
39	Total-OCDD	1		266141.250								98.61888			954	
40	Total-Tetrafurans	9		432950.067								55.98802			529	
41	Total-PeCDF-F1	1		586912.750								64.81821			462	
42	Total-Pentafurans	6		1213248.449								150.43182			1021	
43	Total-Hexafurans	6		1373588.249								220.23829			3848	
44	Total-Heptafurans	4		427309.807								100.26337			3249	
45	Totals-OCDF	1		315756.063								101.57106			704	
46	Totals-37Cl-2378-TCDD	6		164128.194								11.00387			495	

**Quantify Sample Summary Report**      **MassLynx MassLynx V4.1 SCN 901**

Dataset: C:\MassLynx\Dioxin.PRO\Result Files\7-190912B2-Q1-0913TP.qld

Last Altered: Friday, September 13, 2019 13:44:45 Eastern Daylight Time

Printed: Monday, September 23, 2019 15:33:08 Eastern Daylight Time

**Name: 7-190912B10, Date: 12-Sep-2019, Time: 21:51:19, ID: WG3136778-2, Description: DX LCS, Vial: Tray1:8**

	Target Analyte	#Hom	Total Area	Ion1 Area	Ion2 Area	Ra	Ra Fail=YES	RT	RRT	RT LCL	RT UCL	pg	%Rec	Mod.Comment	Noise 1	Noise 2
1	2378-TCDD		66581.390	28501.441	38080	0.75	NO	27.96	1.00	27.93	27.99	392.25457	98.1		493	463
2	12378-PeCDD		300624.813	184579.969	116045	1.59	NO	32.06	1.00	32.03	32.09	2048.92492	102.4		581	570
3	123478-HxCDD		255850.813	141369.813	114481	1.23	NO	34.10	1.00	34.06	34.13	1975.89761	98.8		1375	1337
4	123678-HxCDD		272552.633	150943.688	121609	1.24	NO	34.15	1.00	34.11	34.18	1930.50594	96.5		1375	1337
5	123789-HxCDD		275970.610	153523.797	122447	1.25	NO	34.27	1.00	34.24	34.30	2018.66041	100.9		1375	1337
6	1234678-HpCDD		228101.187	113801.781	114299	1.00	NO	35.75	1.00	35.71	35.78	1945.84418	97.3		1040	998
7	OCDD		386699.203	184892.484	201807	0.92	NO	37.23	1.00	37.20	37.26	3804.94491	95.1		688	711
8	2378-TCDF		94935.266	41655.258	53280	0.78	NO	27.04	1.00	27.00	27.07	381.16753	95.3		314	502
9	12378-PeCDF		381747.640	228119.656	153628	1.48	NO	31.13	1.00	31.09	31.16	2058.27764	102.9		793	1943
10	23478-PeCDF		384825.156	231391.047	153434	1.51	NO	31.85	1.17	31.82	31.88	1866.78732	93.3		793	1943
11	123478-HxCDF		310651.672	168891.516	141760	1.19	NO	33.60	0.98	33.57	33.64	1969.16308	98.5		2292	3939
12	123678-HxCDF		351702.437	191269.906	160433	1.19	NO	33.68	1.00	33.64	33.71	2072.45914	103.6		2292	3939
13	234678-HxCDF		329466.000	175295.578	154170	1.14	NO	34.01	0.99	33.97	34.04	2075.04741	103.8		2292	3939
14	123789-HxCDF		300527.094	161163.328	139364	1.16	NO	34.42	1.00	34.39	34.45	2165.18183	108.3		2292	3939
15	1234678-HpCDF		238386.219	154476.266	83910	1.84	NO	35.19	1.00	35.16	35.22	1973.05475	98.7		1951	755
16	1234789-HpCDF		194318.437	124843.648	69475	1.80	NO	36.00	1.05	35.97	36.03	1903.06269	95.2		1951	755
17	OCDF		425875.469	200217.953	225658	0.89	NO	37.32	1.00	37.29	37.35	3644.32967	91.1		661	761
18	37Cl-2378-TCDD FS		569.614	569.614				27.95	1.00	27.91	27.98	3.23524			441	
19	13C-123478-HxCDD FS														1372	1741
20	13C-23478-PeCDF FS		6045.162	3564.746	2480	1.44	NO	31.84	1.17	31.80	31.87	26.67439			996	847
21	13C-123478-HxCDF FS		1125.344	348.568	777	0.45	NO	33.60	0.98	33.57	33.63	7.54021			1968	3356
22	13C-1234789-HpCDF FS		2185.483	730.996	1454	0.50	NO	35.99	1.05	35.96	36.02	19.36727			881	1233
23	13C-2378-TCDD ES		610344.781	267372.406	342972	0.78	NO	27.93	1.03	27.90	27.96	2240.54923	56.0		1115	634
24	13C-12378-PeCDD ES		652793.859	400157.500	252636	1.58	NO	32.05	1.18	32.02	32.08	2922.58730	73.1		707	444
25	13C-123678-HxCDD ES		609846.094	339493.781	270352	1.26	NO	34.14	1.00	34.11	34.17	2885.26653	72.1		1372	1741
26	13C-1234678-HpCDD ES		506201.578	257573.250	248628	1.04	NO	35.74	1.04	35.70	35.77	3111.72201	77.8		1234	2097
27	13C-OCDD ES		851589.937	401874.781	449715	0.89	NO	37.22	1.09	37.19	37.25	5849.81407	73.1		1923	813
28	13C-2378-TCDF ES		1170640.5...	508140.563	662500	0.77	NO	27.02	0.99	26.99	27.06	2717.24821	67.9		1944	1248
29	13C-12378-PeCDF ES		867272.094	529875.000	337397	1.57	NO	31.12	1.14	31.08	31.15	2723.32082	68.1		996	847
30	13C-123678-HxCDF ES		689941.126	234942.938	454998	0.52	NO	33.67	0.98	33.64	33.70	2709.37830	67.7		1968	3356
31	13C-1234678-HpCDF ES		552021.719	173631.406	378390	0.46	NO	35.19	1.03	35.16	35.22	3044.91930	76.1		881	1233
32	13C-123789-HxCDF CS		597169.078	207032.109	390137	0.53	NO	34.41	1.00	34.37	34.44	2836.00675	70.9		1968	3356
33	13C-1234-TCDD IS		1198009.1...	529376.000	668633	0.79	NO	27.25	0.00	27.21	27.28	103.40945	2.6		1115	634
34	13C-123789-HxCDD IS		772452.563	429484.594	342968	1.25	NO	34.26	0.00	34.23	34.30	97.73246	2.4		1372	1741
35	Total-Tetradoxins	1		28501.441								392.25457			493	
36	Total-Pentadoxins	2		185060.188								2054.31367			581	
37	Total-Hexadoxins	3		445837.298								5925.06396			1375	

**Quantify Sample Summary Report      MassLynx MassLynx V4.1 SCN 901**

Dataset:      C:\MassLynx\Dioxin.PRO\Result Files\7-190912B2-Q1-0913TP.qld

Last Altered:    Friday, September 13, 2019 13:44:45 Eastern Daylight Time

Printed:      Monday, September 23, 2019 15:33:08 Eastern Daylight Time

**Name: 7-190912B10, Date: 12-Sep-2019, Time: 21:51:19, ID: WG3136778-2, Description: DX LCS, Vial: Tray1:8**

	Target Analyte	#Hom	Total Area	Ion1 Area	Ion2 Area	Ra	Ra Fail=YES	RT	RRT	RT LCL	RT UCL	pg	%Rec	Mod.Comment	Noise 1	Noise 2
38	Total-Heptadioxins	2		114545.109								1958.49342			1040	
39	Total-OCDD	1		184892.484								3804.94491			688	
40	Total-Tetrafurans	3		43010.752								393.77863			314	
41	Total-PeCDF-F1			0.000								0.00000			346	
42	Total-Pentafurans	3		464608.152								3968.57445			793	
43	Total-Hexafurans	6		701204.987								8336.41476			2292	
44	Total-Heptafurans	3		280291.380								3889.08773			1951	
45	Totals-OCDF	1		200217.953								3644.32967			661	
46	Totals-37Cl-2378-TCDD	8		382174.602								2170.64251			441	

**Quantify Sample Summary Report**      **MassLynx MassLynx V4.1 SCN 901**

Dataset: C:\MassLynx\Dioxin.PRO\Result Files\7-190912B2-Q1-0913TP.qld

Last Altered: Friday, September 13, 2019 13:44:45 Eastern Daylight Time

Printed: Monday, September 23, 2019 15:33:08 Eastern Daylight Time

**Name: 7-190912B13, Date: 12-Sep-2019, Time: 23:56:52, ID: WG3136778-1, Description: DX MB, Vial: Tray1:9**

	Target Analyte	#Hom	Total Area	Ion1 Area	Ion2 Area	Ra	Ra Fail=YES	RT	RRT	RT LCL	RT UCL	pg	%Rec	Mod.Comment	Noise 1	Noise 2
1	2378-TCDD														625	388
2	12378-PeCDD		128.004	62.480	66	0.95	YES	32.07	1.00	32.04	32.10	1.28173		TP190913MA	499	314
3	123478-HxCDD														531	399
4	123678-HxCDD														531	399
5	123789-HxCDD		64.479	34.009	30	1.12	NO	34.30	1.00	34.26	34.33	1.17633		TP190913MA	531	399
6	1234678-HpCDD		498.384	265.549	233	1.14	NO	35.81	1.00	35.78	35.85	6.58338		TP190913MB	294	334
7	OCDD		1813.228	934.653	879	1.06	YES	37.27	1.00	37.23	37.30	38.67061		TP190913MB	419	647
8	2378-TCDF														334	484
9	12378-PeCDF														353	598
10	23478-PeCDF														353	598
11	123478-HxCDF														679	711
12	123678-HxCDF		116.726	70.802	46	1.54	YES	33.70	1.00	33.66	33.73	1.11602		TP190913MA	679	711
13	234678-HxCDF														679	711
14	123789-HxCDF														679	711
15	1234678-HpCDF		207.019	116.885	90	1.30	YES	35.31	1.00	35.28	35.34	4.61824		TP190913MA	295	233
16	1234789-HpCDF														295	233
17	OCDF		694.958	342.186	353	0.97	NO	37.35	1.00	37.32	37.38	12.88983			297	401
18	37Cl-2378-TCDD FS														466	
19	13C-123478-HxCDD FS														1117	1201
20	13C-23478-PeCDF FS		4048.290	2420.109	1628	1.49	NO	31.86	1.17	31.83	31.89	28.61326			754	1041
21	13C-123478-HxCDF FS		369.099	126.462	243	0.52	NO	33.62	0.98	33.58	33.65	4.01268			2771	1808
22	13C-1234789-HpCDF FS		1030.750	381.249	650	0.59	YES	36.05	1.05	36.02	36.09	24.61969			996	872
23	13C-2378-TCDD ES		291384.523	127234.023	164151	0.78	NO	27.98	1.02	27.94	28.01	2714.40597	67.9		1216	781
24	13C-12378-PeCDD ES		444329.641	272230.625	172099	1.58	NO	32.07	1.17	32.04	32.10	5048.07484	126.2		391	484
25	13C-123678-HxCDD ES		244518.063	135904.469	108614	1.25	NO	34.16	1.00	34.13	34.19	3576.38792	89.4		1117	1201
26	13C-1234678-HpCDD ES		326903.438	166488.125	160415	1.04	NO	35.81	1.04	35.78	35.85	6212.47661	155.3		1062	1798
27	13C-OCDD ES		392895.469	186598.875	206297	0.90	NO	37.26	1.09	37.22	37.29	8343.65894	104.3		646	876
28	13C-2378-TCDF ES		489933.328	213179.234	276754	0.77	NO	27.07	0.99	27.03	27.10	2885.83697	72.1		1977	1061
29	13C-12378-PeCDF ES		541434.782	329260.469	212174	1.55	NO	31.14	1.14	31.10	31.17	4314.38255	107.9		754	1041
30	13C-123678-HxCDF ES		425224.766	145976.172	279249	0.52	NO	33.69	0.98	33.66	33.72	5162.31078	129.1		2771	1808
31	13C-1234678-HpCDF ES		204808.457	63583.473	141225	0.45	NO	35.30	1.03	35.27	35.33	3492.49255	87.3		996	872
32	13C-123789-HxCDF CS		140137.332	47362.465	92775	0.51	NO	34.43	1.00	34.40	34.47	2057.46177	51.4		2771	1808
33	13C-1234-TCDD IS		472096.828	208094.859	264002	0.79	NO	27.31	0.00	27.27	27.34	40.75033	1.0		1216	781
34	13C-123789-HxCDD IS		249864.086	139324.906	110539	1.26	NO	34.28	0.00	34.25	34.32	31.61337	0.8		1117	1201
35	Total-Tetradoxins			0.000											625	
36	Total-Pentadoxins			0.000								0.00000			499	
37	Total-Hexadoxins	1		34.009								1.17633			531	



**Quantify Sample Summary Report      MassLynx MassLynx V4.1 SCN 901**

Dataset:      C:\MassLynx\Dioxin.PRO\Result Files\7-190912B2-Q1-0913TP.qld

Last Altered:    Friday, September 13, 2019 13:44:45 Eastern Daylight Time

Printed:        Monday, September 23, 2019 15:33:08 Eastern Daylight Time

**Name: 7-190912B13, Date: 12-Sep-2019, Time: 23:56:52, ID: WG3136778-1, Description: DX MB, Vial: Tray1:9**

	Target Analyte	#Hom	Total Area	Ion1 Area	Ion2 Area	Ra	Ra Fail=YES	RT	RRT	RT LCL	RT UCL	pg	%Rec	Mod.Comment	Noise 1	Noise 2
38	Total-Heptadioxins	1		265.549								6.58338			294	
39	Total-OCDD			0.000								0.00000			419	
40	Total-Tetrafurans	1		716.696								17.09666			334	
41	Total-PeCDF-F1			0.000											374	
42	Total-Pentafurans			0.000											353	
43	Total-Hexafurans			0.000								0.00000			679	
44	Total-Heptafurans			0.000								0.00000			295	
45	Totals-OCDF	1		342.186								12.88983			297	
46	Totals-37Cl-2378-TCDD	5		2043.312								24.30916			466	

**Quantify Sample Summary Report**      **MassLynx MassLynx V4.1 SCN 901**

Dataset: C:\MassLynx\Dioxin.PRO\Result Files\7-190912B2-Q1-0913TP.qld

Last Altered: Friday, September 13, 2019 13:44:45 Eastern Daylight Time

Printed: Monday, September 23, 2019 15:33:08 Eastern Daylight Time

**Name: 7-190912B14, Date: 13-Sep-2019, Time: 00:38:59, ID: WG3136778-4, Description: DX MB, Vial: Tray1:10**

	Target Analyte	#Hom	Total Area	Ion1 Area	Ion2 Area	Ra	Ra Fail=YES	RT	RRT	RT LCL	RT UCL	pg	%Rec	Mod.Comment	Noise 1	Noise 2
1	2378-TCDD														623	455
2	12378-PeCDD														853	580
3	123478-HxCDD														910	619
4	123678-HxCDD														910	619
5	123789-HxCDD														910	619
6	1234678-HpCDD														271	234
7	OCDD		617.511	287.567	330	0.87	NO	37.23	1.00	37.20	37.26	4.34371		TP190913MB	365	426
8	2378-TCDF														372	512
9	12378-PeCDF		273.094	119.267	154	0.78	YES	31.13	1.00	31.09	31.16	1.04052		TP190913MB	332	684
10	23478-PeCDF														332	684
11	123478-HxCDF		119.665	55.175	64	0.86	YES	33.62	0.98	33.58	33.65	0.48836		TP190913MA	434	434
12	123678-HxCDF		150.491	82.595	68	1.22	NO	33.68	1.00	33.64	33.71	0.57094		TP190913MA	434	434
13	234678-HxCDF		100.102	55.632	44	1.25	NO	34.01	0.99	33.98	34.05	0.40591		TP190913MA	434	434
14	123789-HxCDF		363.404	162.264	201	0.81	YES	34.41	1.00	34.38	34.45	1.68566			434	434
15	1234678-HpCDF		149.549	114.818	35	3.31	YES	35.19	1.00	35.16	35.22	0.82086		TP190913MA	150	339
16	1234789-HpCDF		88.147	56.540	32	1.79	NO	36.00	1.05	35.97	36.03	0.57250		TP190913MA	150	339
17	OCDF		317.190	166.653	151	1.11	YES	37.33	1.00	37.30	37.36	1.94042		TP190913MB	320	558
18	37Cl-2378-TCDD FS														526	
19	13C-123478-HxCDD FS														2439	2318
20	13C-23478-PeCDF FS		340.573	121.041	220	0.55	YES	31.84	1.17	31.80	31.87	1.06196			1287	526
21	13C-123478-HxCDF FS														2830	2979
22	13C-1234789-HpCDF FS		2065.602	540.849	1525	0.35	YES	36.00	1.05	35.97	36.03	12.13934			881	1329
23	13C-2378-TCDD ES		797011.531	351152.406	445859	0.79	NO	27.93	1.03	27.90	27.96	2135.96747	53.4		1379	857
24	13C-12378-PeCDD ES		917088.126	566207.313	350881	1.61	NO	32.05	1.18	32.02	32.08	2997.45918	74.9		552	507
25	13C-123678-HxCDD ES		951224.531	526525.375	424699	1.24	NO	34.14	1.00	34.11	34.17	4455.19376	111.4		2439	2318
26	13C-1234678-HpCDD ES		314245.719	160905.453	153340	1.05	NO	35.74	1.04	35.70	35.77	1912.33746	47.8		2234	1093
27	13C-OCDD ES		1191211.938	562659.813	628552	0.90	NO	37.22	1.09	37.19	37.25	8100.62342	101.3		1000	1247
28	13C-2378-TCDF ES		1322313.6...	579039.125	743275	0.78	NO	27.01	0.99	26.97	27.04	2240.73754	56.0		1862	1374
29	13C-12378-PeCDF ES		1227280.4...	747229.063	480051	1.56	NO	31.12	1.14	31.08	31.15	2813.44241	70.3		1287	526
30	13C-123678-HxCDF ES		1071624.8...	368186.094	703439	0.52	NO	33.67	0.98	33.64	33.70	4165.99028	104.1		2830	2979
31	13C-1234678-HpCDF ES		832393.563	258743.750	573650	0.45	NO	35.19	1.03	35.16	35.22	4545.33815	113.6		881	1329
32	13C-123789-HxCDF CS		985179.532	336975.094	648204	0.52	NO	34.41	1.00	34.38	34.45	4631.72956	115.8		2830	2979
33	13C-1234-TCDD IS		1641003.0...	723374.563	917628	0.79	NO	27.25	0.00	27.21	27.28	141.64768	3.5		1379	857
34	13C-123789-HxCDD IS		780286.251	431713.313	348573	1.24	NO	34.26	0.00	34.23	34.30	98.72360	2.5		2439	2318
35	Total-Tetradoxins			0.000											623	
36	Total-Pentadoxins			0.000								0.00000			853	
37	Total-Hexadoxins			0.000											910	

**Quantify Sample Summary Report      MassLynx MassLynx V4.1 SCN 901**

Dataset:      C:\MassLynx\Dioxin.PRO\Result Files\7-190912B2-Q1-0913TP.qld

Last Altered:    Friday, September 13, 2019 13:44:45 Eastern Daylight Time

Printed:      Monday, September 23, 2019 15:33:08 Eastern Daylight Time

**Name: 7-190912B14, Date: 13-Sep-2019, Time: 00:38:59, ID: WG3136778-4, Description: DX MB, Vial: Tray1:10**

	Target Analyte	#Hom	Total Area	Ion1 Area	Ion2 Area	Ra	Ra Fail=YES	RT	RRT	RT LCL	RT UCL	pg	%Rec	Mod.Comment	Noise 1	Noise 2
38	Total-Heptadioxins			0.000								0.00000			271	
39	Total-OCDD	1		287.567								4.34371			365	
40	Total-Tetrafurans			0.000											372	
41	Total-PeCDF-F1			0.000											465	
42	Total-Pentafurans			0.000								0.00000			332	
43	Total-Hexafurans	2		138.227								0.97685			434	
44	Total-Heptafurans	1		56.540								0.57250			150	
45	Totals-OCDF			0.000								0.00000			320	
46	Totals-37Cl-2378-TCDD			0.000											526	

**Quantify Sample Summary Report**      **MassLynx MassLynx V4.1 SCN 901**

Dataset: C:\MassLynx\Dioxin.PRO\Result Files\7-190912B2-Q1-0913TP.qld

Last Altered: Friday, September 13, 2019 13:44:45 Eastern Daylight Time

Printed: Monday, September 23, 2019 15:33:08 Eastern Daylight Time

**Name: 7-190912B19, Date: 13-Sep-2019, Time: 04:09:42, ID: L2336381-1, Description: DX, Vial: Tray1:15**

	Target Analyte	#Hom	Total Area	Ion1 Area	Ion2 Area	Ra	Ra Fail=YES	RT	RRT	RT LCL	RT UCL	pg	%Rec	Mod.Comment	Noise 1	Noise 2
1	2378-TCDD														461	332
2	12378-PeCDD														291	198
3	123478-HxCDD														509	411
4	123678-HxCDD														509	411
5	123789-HxCDD		100.006	40.530	59	0.68	YES	34.27	1.00	34.24	34.30	1.20541		TP190913MA	509	411
6	1234678-HpCDD		226.459	118.236	108	1.09	NO	35.74	1.00	35.70	35.77	3.55109			237	189
7	OCDD		896.685	391.850	505	0.78	NO	37.22	1.00	37.19	37.25	18.23160			163	194
8	2378-TCDF														246	433
9	12378-PeCDF														197	381
10	23478-PeCDF														197	381
11	123478-HxCDF														345	404
12	123678-HxCDF		78.286	30.302	48	0.63	YES	33.67	1.00	33.64	33.70	0.71656		TP190913MA	345	404
13	234678-HxCDF														345	404
14	123789-HxCDF		115.072	75.564	40	1.91	YES	34.41	1.00	34.37	34.44	1.28777		TP190913MA	345	404
15	1234678-HpCDF		133.105	91.943	41	2.23	YES	35.19	1.00	35.16	35.22	2.01558		TP190913MA	308	167
16	1234789-HpCDF		96.443	55.362	41	1.35	YES	36.00	1.05	35.97	36.03	1.72806		TP190913MA	308	167
17	OCDF		529.193	254.740	274	0.93	NO	37.32	1.00	37.29	37.35	9.35748			174	291
18	37Cl-2378-TCDD FS		42857.008	42857.008				27.96	1.00	27.93	27.99	473.63125	78.9		468	
19	13C-123478-HxCDD FS		414448.063	230505.219	183943	1.25	NO	34.08	0.99	34.05	34.12	4979.56029	83.0		1629	1468
20	13C-23478-PeCDF FS		612125.578	372319.094	239806	1.55	NO	31.83	1.17	31.79	31.86	5401.46243	90.0		1059	620
21	13C-123478-HxCDF FS		417864.297	143543.734	274321	0.52	NO	33.59	0.98	33.56	33.63	4349.01219	72.5		1653	1852
22	13C-1234789-HpCDF FS		175417.000	54432.117	120985	0.45	NO	35.99	1.05	35.96	36.02	2844.07355	47.4		1413	1417
23	13C-2378-TCDD ES		313677.391	138189.547	175488	0.79	NO	27.95	1.03	27.91	27.98	1992.95970	49.8		1126	612
24	13C-12378-PeCDD ES		327630.617	201929.781	125701	1.61	NO	32.05	1.18	32.02	32.08	2538.70335	63.5		457	280
25	13C-123678-HxCDD ES		370093.125	205861.094	164232	1.25	NO	34.13	1.00	34.10	34.17	2614.07094	65.4		1629	1468
26	13C-1234678-HpCDD ES		275379.797	142063.688	133316	1.07	NO	35.74	1.04	35.70	35.77	2527.26064	63.2		954	819
27	13C-OCDD ES		412117.157	192418.641	219699	0.88	NO	37.22	1.09	37.19	37.25	4226.42238	52.8		633	1207
28	13C-2378-TCDF ES		535549.078	231702.734	303846	0.76	NO	27.04	0.99	27.00	27.07	2151.49857	53.8		1787	1015
29	13C-12378-PeCDF ES		433681.641	264733.344	168948	1.57	NO	31.12	1.14	31.08	31.15	2356.95078	58.9		1059	620
30	13C-123678-HxCDF ES		444175.500	153767.344	290408	0.53	NO	33.66	0.98	33.63	33.70	2604.07132	65.1		1653	1852
31	13C-1234678-HpCDF ES		301722.657	92697.141	209026	0.44	NO	35.18	1.03	35.15	35.21	2484.66707	62.1		1413	1417
32	13C-123789-HxCDF CS		340744.813	116500.438	224244	0.52	NO	34.41	1.00	34.37	34.44	2415.90505	60.4		1653	1852
33	13C-1234-TCDD IS		692188.063	306439.813	385748	0.79	NO	27.26	0.00	27.23	27.29	59.74811	1.5		1126	612
34	13C-123789-HxCDD IS		517405.640	291677.781	225728	1.29	NO	34.26	0.00	34.22	34.29	65.46334	1.6		1629	1468
35	Total-Tetradoxins			0.000											461	
36	Total-Pentadoxins			0.000											291	
37	Total-Hexadoxins			0.000								0.00000			509	

**Quantify Sample Summary Report      MassLynx MassLynx V4.1 SCN 901**

Dataset:      C:\MassLynx\Dioxin.PRO\Result Files\7-190912B2-Q1-0913TP.qld

Last Altered:    Friday, September 13, 2019 13:44:45 Eastern Daylight Time

Printed:        Monday, September 23, 2019 15:33:08 Eastern Daylight Time

**Name: 7-190912B19, Date: 13-Sep-2019, Time: 04:09:42, ID: L2336381-1, Description: DX, Vial: Tray1:15**

	Target Analyte	#Hom	Total Area	Ion1 Area	Ion2 Area	Ra	Ra Fail=YES	RT	RRT	RT LCL	RT UCL	pg	%Rec	Mod.Comment	Noise 1	Noise 2
38	Total-Heptadioxins	1		118.236								3.55109			237	
39	Total-OCDD	1		391.850								18.23160			163	
40	Total-Tetrafurans			0.000											246	
41	Total-PeCDF-F1			0.000											355	
42	Total-Pentafurans			0.000											197	
43	Total-Hexafurans			0.000								0.00000			345	
44	Total-Heptafurans			0.000								0.00000			308	
45	Totals-OCDF	1		254.740								9.35748			174	
46	Totals-37Cl-2378-TCDD	3		43779.346								483.82440			468	

**Quantify Sample Summary Report**      **MassLynx MassLynx V4.1 SCN 901**

Dataset: C:\MassLynx\Dioxin.PRO\Result Files\7-190912B2-Q1-0913TP.qld

Last Altered: Friday, September 13, 2019 13:44:45 Eastern Daylight Time

Printed: Monday, September 23, 2019 15:33:08 Eastern Daylight Time

**Name: 7-190912B20, Date: 13-Sep-2019, Time: 04:51:50, ID: L2336381-2, Description: DX, Vial: Tray1:16**

	Target Analyte	#Hom	Total Area	Ion1 Area	Ion2 Area	Ra	Ra Fail=YES	RT	RRT	RT LCL	RT UCL	pg	%Rec	Mod.Comment	Noise 1	Noise 2
1	2378-TCDD														474	458
2	12378-PeCDD														363	221
3	123478-HxCDD														685	443
4	123678-HxCDD														685	443
5	123789-HxCDD														685	443
6	1234678-HpCDD		112.171	72.874	39	1.85	YES	35.75	1.00	35.71	35.78	1.59732		TP190913MA	190	254
7	OCDD		275.383	121.626	154	0.79	NO	37.23	1.00	37.20	37.26	5.55655			200	259
8	2378-TCDF														284	372
9	12378-PeCDF		92.447	53.127	39	1.35	NO	31.13	1.00	31.09	31.16	0.87593		TP190913MA	196	364
10	23478-PeCDF		59.996	28.157	32	0.88	YES	31.86	1.17	31.83	31.89	0.51145		TP190913MA	196	364
11	123478-HxCDF														632	308
12	123678-HxCDF														632	308
13	234678-HxCDF														632	308
14	123789-HxCDF		112.393	63.927	48	1.32	NO	34.43	1.00	34.40	34.47	1.17043		TP190913MA	632	308
15	1234678-HpCDF														263	284
16	1234789-HpCDF														263	284
17	OCDF		103.949	60.848	43	1.41	YES	37.33	1.00	37.30	37.36	1.82410		TP190913MA	176	288
18	37Cl-2378-TCDD FS		46877.840	46877.840				27.98	1.00	27.94	28.01	472.83948	78.8		428	
19	13C-123478-HxCDD FS		470109.781	260894.609	209215	1.25	NO	34.10	0.99	34.06	34.13	5184.65105	86.4		2080	1525
20	13C-23478-PeCDF FS		656251.907	401766.594	254485	1.58	NO	31.84	1.17	31.80	31.87	5088.68345	84.8		644	713
21	13C-123478-HxCDF FS		424646.735	144413.172	280234	0.52	NO	33.60	0.98	33.57	33.64	4112.63259	68.5		1931	1057
22	13C-1234789-HpCDF FS		204585.461	64864.820	139721	0.46	NO	36.00	1.05	35.97	36.03	3080.36060	51.3		701	1217
23	13C-2378-TCDD ES		343681.047	152483.375	191198	0.80	NO	27.96	1.03	27.93	27.99	2347.31889	58.7		1041	842
24	13C-12378-PeCDD ES		378758.281	233369.359	145389	1.61	NO	32.06	1.18	32.03	32.09	3154.93797	78.9		563	449
25	13C-123678-HxCDD ES		403191.766	222871.828	180320	1.24	NO	34.15	1.00	34.11	34.18	3309.00353	82.7		2080	1525
26	13C-1234678-HpCDD ES		303244.969	154383.328	148862	1.04	NO	35.75	1.04	35.71	35.78	3233.63344	80.8		681	1844
27	13C-OCDD ES		415276.563	195120.516	220156	0.89	NO	37.23	1.09	37.20	37.26	4948.44615	61.9		777	829
28	13C-2378-TCDF ES		612025.532	266176.094	345849	0.77	NO	27.04	0.99	27.00	27.07	2643.09357	66.1		1871	1006
29	13C-12378-PeCDF ES		493522.563	301123.719	192399	1.57	NO	31.13	1.14	31.09	31.16	2883.28585	72.1		644	713
30	13C-123678-HxCDF ES		477329.016	165977.578	311351	0.53	NO	33.68	0.98	33.64	33.71	3251.58668	81.3		1931	1057
31	13C-1234678-HpCDF ES		324900.422	99672.141	225228	0.44	NO	35.19	1.03	35.16	35.22	3108.77851	77.7		701	1217
32	13C-123789-HxCDF CS		358510.258	121554.867	236955	0.51	NO	34.41	1.00	34.38	34.45	2953.46222	73.8		1931	1057
33	13C-1234-TCDD IS		643906.625	284735.969	359171	0.79	NO	27.28	0.00	27.24	27.31	55.58057	1.4		1041	842
34	13C-123789-HxCDD IS		445299.219	247191.719	198108	1.25	NO	34.27	0.00	34.24	34.30	56.34027	1.4		2080	1525
35	Total-Tetradoxins			0.000											474	
36	Total-Pentadoxins			0.000											363	
37	Total-Hexadoxins			0.000											685	

**Quantify Sample Summary Report      MassLynx MassLynx V4.1 SCN 901**

Dataset:      C:\MassLynx\Dioxin.PRO\Result Files\7-190912B2-Q1-0913TP.qld

Last Altered:    Friday, September 13, 2019 13:44:45 Eastern Daylight Time

Printed:        Monday, September 23, 2019 15:33:08 Eastern Daylight Time

**Name: 7-190912B20, Date: 13-Sep-2019, Time: 04:51:50, ID: L2336381-2, Description: DX, Vial: Tray1:16**

	Target Analyte	#Hom	Total Area	Ion1 Area	Ion2 Area	Ra	Ra Fail=YES	RT	RRT	RT LCL	RT UCL	pg	%Rec	Mod.Comment	Noise 1	Noise 2
38	Total-Heptadioxins			0.000								0.00000			190	
39	Total-OCDD	1		121.626								5.55655			200	
40	Total-Tetrafurans			0.000											284	
41	Total-PeCDF-F1			0.000											249	
42	Total-Pentafurans	1		53.127								0.87593			196	
43	Total-Hexafurans	1		63.927								1.17043			632	
44	Total-Heptafurans			0.000											263	
45	Totals-OCDF			0.000								0.00000			176	
46	Totals-37Cl-2378-TCDD	3		48524.101								489.44470			428	

**Quantify Sample Summary Report**      **MassLynx MassLynx V4.1 SCN 901**

Dataset: C:\MassLynx\Dioxin.PRO\Result Files\7-190912B2-Q1-0913TP.qld

Last Altered: Friday, September 13, 2019 13:44:45 Eastern Daylight Time

Printed: Monday, September 23, 2019 15:33:08 Eastern Daylight Time

**Name: 7-190912B21, Date: 13-Sep-2019, Time: 05:33:59, ID: L2336381-3, Description: DX, Vial: Tray1:17**

	Target Analyte	#Hom	Total Area	Ion1 Area	Ion2 Area	Ra	Ra Fail=YES	RT	RRT	RT LCL	RT UCL	pg	%Rec	Mod.Comment	Noise 1	Noise 2
1	2378-TCDD														559	281
2	12378-PeCDD														309	241
3	123478-HxCDD		93.012	54.694	38	1.43	YES	34.08	0.99	34.04	34.11	0.48189		TP190913MA	516	491
4	123678-HxCDD														516	491
5	123789-HxCDD		68.789	31.576	37	0.85	YES	34.24	1.00	34.21	34.28	0.33756		TP190913MA	516	491
6	1234678-HpCDD		247.188	119.148	128	0.93	NO	35.73	1.00	35.69	35.76	1.53916		TP190913MA	325	158
7	OCDD		931.001	405.576	525	0.77	NO	37.23	1.00	37.20	37.26	6.45490			187	221
8	2378-TCDF														338	396
9	12378-PeCDF														203	549
10	23478-PeCDF														203	549
11	123478-HxCDF														581	521
12	123678-HxCDF		91.273	56.483	35	1.62	YES	33.66	1.00	33.63	33.70	0.34907		TP190913MB	581	521
13	234678-HxCDF														581	521
14	123789-HxCDF		231.120	115.482	116	1.00	YES	34.41	1.00	34.37	34.44	1.08069		TP190913MB	581	521
15	1234678-HpCDF		130.425	60.665	70	0.87	YES	35.18	1.00	35.15	35.21	0.80329		TP190913MA	276	396
16	1234789-HpCDF		99.441	53.157	46	1.15	YES	35.99	1.05	35.96	36.02	0.72470		TP190913MA	276	396
17	OCDF		366.543	182.642	184	0.99	NO	37.33	1.00	37.30	37.36	2.21016			200	297
18	37Cl-2378-TCDD FS		135269.797	135269.797				27.93	1.00	27.90	27.96	526.38492	87.7		408	
19	13C-123478-HxCDD FS		1124818.3...	626291.063	498527	1.26	NO	34.08	0.99	34.04	34.11	5502.08782	91.7		1674	2210
20	13C-23478-PeCDF FS		1743270.8...	1060031.500	683239	1.55	NO	31.82	1.17	31.78	31.85	5722.75312	95.4		1218	958
21	13C-123478-HxCDF FS		1113156.594	375481.969	737675	0.51	NO	33.59	0.98	33.55	33.62	4840.69696	80.7		2462	2613
22	13C-1234789-HpCDF FS		736143.219	227399.813	508743	0.45	NO	35.98	1.05	35.94	36.01	4854.39467	80.9		1649	2062
23	13C-2378-TCDD ES		890838.781	392735.031	498104	0.79	NO	27.92	1.03	27.88	27.95	2772.81643	69.3		1172	740
24	13C-12378-PeCDD ES		890964.438	549240.688	341724	1.61	NO	32.03	1.18	31.99	32.06	3382.16314	84.6		638	453
25	13C-123678-HxCDD ES		909047.907	504711.313	404337	1.25	NO	34.13	1.00	34.10	34.16	3071.72901	76.8		1674	2210
26	13C-1234678-HpCDD ES		693500.126	355745.688	337754	1.05	NO	35.73	1.04	35.69	35.76	3044.76851	76.1		2595	2667
27	13C-OCDD ES		1208554.1...	568742.313	639812	0.89	NO	37.22	1.09	37.19	37.25	5929.36393	74.1		1360	1234
28	13C-2378-TCDF ES		1581998.5...	686921.313	895077	0.77	NO	26.99	0.99	26.96	27.03	3113.54091	77.8		2100	950
29	13C-12378-PeCDF ES		1165740.0...	709520.125	456220	1.56	NO	31.09	1.14	31.06	31.13	3103.75846	77.6		1218	958
30	13C-123678-HxCDF ES		1063061.3...	363647.344	699414	0.52	NO	33.66	0.98	33.62	33.69	2981.57939	74.5		2462	2613
31	13C-1234678-HpCDF ES		741829.844	230072.344	511758	0.45	NO	35.17	1.03	35.13	35.20	2922.49892	73.1		1649	2062
32	13C-123789-HxCDF CS		906620.281	309606.906	597013	0.52	NO	34.40	1.00	34.37	34.43	3075.14654	76.9		2462	2613
33	13C-1234-TCDD IS		1412919.4...	626847.188	786072	0.80	NO	27.23	0.00	27.20	27.26	121.96002	3.0		1172	740
34	13C-123789-HxCDD IS		1081537.0...	595312.125	486225	1.22	NO	34.25	0.00	34.22	34.28	136.83853	3.4		1674	2210
35	Total-Tetradoxins			0.000											559	
36	Total-Pentadoxins			0.000											309	
37	Total-Hexadoxins			0.000								0.00000			516	



**Quantify Sample Summary Report      MassLynx MassLynx V4.1 SCN 901**

Dataset:      C:\MassLynx\Dioxin.PRO\Result Files\7-190912B2-Q1-0913TP.qld

Last Altered:    Friday, September 13, 2019 13:44:45 Eastern Daylight Time

Printed:      Monday, September 23, 2019 15:33:08 Eastern Daylight Time

**Name: 7-190912B21, Date: 13-Sep-2019, Time: 05:33:59, ID: L2336381-3, Description: DX, Vial: Tray1:17**

	Target Analyte	#Hom	Total Area	Ion1 Area	Ion2 Area	Ra	Ra Fail=YES	RT	RRT	RT LCL	RT UCL	pg	%Rec	Mod.Comment	Noise 1	Noise 2
38	Total-Heptadioxins	2		211.909								2.61335			325	
39	Total-OCDD	1		405.576								6.45490			187	
40	Total-Tetrafurans			0.000											338	
41	Total-PeCDF-F1			0.000											277	
42	Total-Pentafurans			0.000											203	
43	Total-Hexafurans			0.000								0.00000			581	
44	Total-Heptafurans			0.000								0.00000			276	
45	Totals-OCDF	1		182.642								2.21016			200	
46	Totals-37Cl-2378-TCDD	5		141121.574								549.15636			408	

**Quantify Sample Summary Report**      **MassLynx MassLynx V4.1 SCN 901**

Dataset: C:\MassLynx\Dioxin.PRO\Result Files\7-190912B2-Q1-0913TP.qld

Last Altered: Friday, September 13, 2019 13:44:45 Eastern Daylight Time

Printed: Monday, September 23, 2019 15:33:08 Eastern Daylight Time

**Name: 7-190912B22, Date: 13-Sep-2019, Time: 06:16:07, ID: L2336381-4, Description: DX, Vial: Tray1:18**

	Target Analyte	#Hom	Total Area	Ion1 Area	Ion2 Area	Ra	Ra Fail=YES	RT	RRT	RT LCL	RT UCL	pg	%Rec	Mod.Comment	Noise 1	Noise 2
1	2378-TCDD														517	378
2	12378-PeCDD														338	234
3	123478-HxCDD														584	452
4	123678-HxCDD														584	452
5	123789-HxCDD		85.489	62.315	23	2.69	YES	34.25	1.00	34.22	34.28	0.94366		TP190913MA	584	452
6	1234678-HpCDD		161.931	90.711	71	1.27	YES	35.75	1.00	35.71	35.78	2.25360		TP190913MA	241	252
7	OCDD		619.330	248.374	371	0.67	YES	37.22	1.00	37.19	37.25	10.82463		TP190913MB	150	238
8	2378-TCDF														318	398
9	12378-PeCDF														191	477
10	23478-PeCDF														191	477
11	123478-HxCDF														372	296
12	123678-HxCDF														372	296
13	234678-HxCDF														372	296
14	123789-HxCDF		156.235	76.551	80	0.96	YES	34.42	1.00	34.39	34.45	1.61021		TP190913MA	372	296
15	1234678-HpCDF		124.930	80.532	44	1.81	NO	35.18	1.00	35.15	35.21	1.69836		TP190913MA	136	185
16	1234789-HpCDF		77.538	33.156	44	0.75	YES	35.99	1.05	35.96	36.02	1.24727		TP190913MA	136	185
17	OCDF		418.254	164.104	254	0.65	YES	37.31	1.00	37.28	37.35	6.35756		TP190913MB	195	263
18	37Cl-2378-TCDD FS		36282.703	36282.703				27.98	1.00	27.94	28.01	481.34996	80.2		500	
19	13C-123478-HxCDD FS		478067.656	266371.906	211696	1.26	NO	34.08	0.99	34.05	34.12	5260.21946	87.7		1623	1843
20	13C-23478-PeCDF FS		689581.688	420747.594	268834	1.57	NO	31.83	1.17	31.79	31.86	5948.90350	99.1		921	795
21	13C-123478-HxCDF FS		482795.641	164256.172	318539	0.52	NO	33.59	0.98	33.56	33.63	4627.59895	77.1		1376	2094
22	13C-1234789-HpCDF FS		243567.734	75439.234	168129	0.45	NO	35.98	1.05	35.94	36.01	3545.24777	59.1		1139	1136
23	13C-2378-TCDD ES		261300.601	114361.367	146939	0.78	NO	27.95	1.03	27.91	27.98	2086.60415	52.2		1193	887
24	13C-12378-PeCDD ES		350600.001	217441.813	133158	1.63	NO	32.05	1.18	32.02	32.08	3414.47352	85.4		513	550
25	13C-123678-HxCDD ES		404126.563	222134.719	181992	1.22	NO	34.14	1.00	34.10	34.17	2990.66714	74.8		1623	1843
26	13C-1234678-HpCDD ES		310282.282	158851.844	151430	1.05	NO	35.74	1.04	35.70	35.77	2983.45344	74.6		1006	1493
27	13C-OCDD ES		479418.578	221740.672	257678	0.86	NO	37.21	1.09	37.18	37.25	5151.23535	64.4		1081	996
28	13C-2378-TCDF ES		503190.875	217573.125	285618	0.76	NO	27.04	0.99	27.00	27.07	2540.73227	63.5		2036	1070
29	13C-12378-PeCDF ES		443599.110	269990.438	173609	1.56	NO	31.12	1.14	31.08	31.15	3030.08284	75.8		921	795
30	13C-123678-HxCDF ES		482300.359	163299.453	319001	0.51	NO	33.66	0.98	33.63	33.70	2962.51250	74.1		1376	2094
31	13C-1234678-HpCDF ES		336085.852	102359.258	233727	0.44	NO	35.18	1.03	35.15	35.21	2899.71185	72.5		1139	1136
32	13C-123789-HxCDF CS		364735.453	123874.234	240861	0.51	NO	34.41	1.00	34.37	34.44	2709.39871	67.7		1376	2094
33	13C-1234-TCDD IS		550731.282	243275.219	307456	0.79	NO	27.26	0.00	27.23	27.29	47.53788	1.2		1193	887
34	13C-123789-HxCDD IS		493840.641	267944.063	225897	1.19	NO	34.26	0.00	34.22	34.29	62.48184	1.6		1623	1843
35	Total-Tetradoxins			0.000											517	
36	Total-Pentadoxins			0.000											338	
37	Total-Hexadoxins			0.000								0.00000			594	

**Quantify Sample Summary Report      MassLynx MassLynx V4.1 SCN 901**

Dataset: C:\MassLynx\Dioxin.PRO\Result Files\7-190912B2-Q1-0913TP.qld

Last Altered: Friday, September 13, 2019 13:44:45 Eastern Daylight Time

Printed: Monday, September 23, 2019 15:33:08 Eastern Daylight Time

**Name: 7-190912B22, Date: 13-Sep-2019, Time: 06:16:07, ID: L2336381-4, Description: DX, Vial: Tray1:18**

	Target Analyte	#Hom	Total Area	Ion1 Area	Ion2 Area	Ra	Ra Fail=YES	RT	RRT	RT LCL	RT UCL	pg	%Rec	Mod.Comment	Noise 1	Noise 2
38	Total-Heptadioxins	1		61.409								1.75814			241	
39	Total-OCDD			0.000								0.00000			150	
40	Total-Tetrafurans			0.000											318	
41	Total-PeCDF-F1			0.000											293	
42	Total-Pentafurans			0.000											191	
43	Total-Hexafurans			0.000								0.00000			372	
44	Total-Heptafurans	1		80.532								1.69836			136	
45	Totals-OCDF			0.000								0.00000			195	
46	Totals-37Cl-2378-TCDD	4		37218.285								493.76200			500	

**Quantify Sample Summary Report**      **MassLynx MassLynx V4.1 SCN 901**

Dataset: C:\MassLynx\Dioxin.PRO\Result Files\7-190912B2-Q1-0913TP.qld

Last Altered: Friday, September 13, 2019 13:44:45 Eastern Daylight Time

Printed: Monday, September 23, 2019 15:33:08 Eastern Daylight Time

**Name: 7-190912B23, Date: 13-Sep-2019, Time: 06:58:16, ID: L2336381-5, Description: DX, Vial: Tray1:19**

	Target Analyte	#Hom	Total Area	Ion1 Area	Ion2 Area	Ra	Ra Fail=YES	RT	RRT	RT LCL	RT UCL	pg	%Rec	Mod.Comment	Noise 1	Noise 2
1	2378-TCDD														437	405
2	12378-PeCDD														562	362
3	123478-HxCDD														479	403
4	123678-HxCDD														479	403
5	123789-HxCDD		125.499	72.625	53	1.37	NO	34.26	1.00	34.23	34.30	0.57658		TP190913MA	479	403
6	1234678-HpCDD		220.348	107.205	113	0.95	NO	35.74	1.00	35.70	35.77	1.38813		TP190913MA	269	194
7	OCDD		424.282	221.742	203	1.09	YES	37.23	1.00	37.20	37.26	3.79981		TP190913MB	216	241
8	2378-TCDF														347	471
9	12378-PeCDF		164.473	86.017	78	1.10	YES	31.12	1.00	31.08	31.15	0.60684		TP190913MA	207	466
10	23478-PeCDF		93.684	56.063	38	1.49	NO	31.84	1.17	31.80	31.87	0.31099		TP190913MA	207	466
11	123478-HxCDF														420	424
12	123678-HxCDF														420	424
13	234678-HxCDF		75.747	42.844	33	1.30	NO	33.99	0.99	33.95	34.02	0.29524		TP190913MA	420	424
14	123789-HxCDF		250.199	143.615	107	1.35	NO	34.42	1.00	34.39	34.45	1.11554		TP190913MA	420	424
15	1234678-HpCDF		80.131	37.797	42	0.89	YES	35.19	1.00	35.16	35.22	0.46087		TP190913MA	212	304
16	1234789-HpCDF														212	304
17	OCDF		184.739	74.858	110	0.68	YES	37.31	1.00	37.28	37.35	1.43888		TP190913MA	180	331
18	37Cl-2378-TCDD FS		121980.844	121980.844				27.93	1.00	27.90	27.96	443.72169	74.0		582	
19	13C-123478-HxCDD FS		1098591.3...	608757.063	489834	1.24	NO	34.08	0.99	34.05	34.12	5031.17603	83.9		1430	1418
20	13C-23478-PeCDF FS		1401608.3...	854490.938	547117	1.56	NO	31.83	1.17	31.79	31.86	4232.22066	70.5		820	1341
21	13C-123478-HxCDF FS		865740.094	295061.781	570678	0.52	NO	33.59	0.98	33.56	33.63	3589.84357	59.8		3304	4910
22	13C-1234789-HpCDF FS		482082.578	150258.422	331824	0.45	NO	35.98	1.05	35.94	36.01	2968.68321	49.5		1145	3114
23	13C-2378-TCDD ES		952977.594	418155.969	534822	0.78	NO	27.92	1.03	27.88	27.95	2896.86080	72.4		1370	730
24	13C-12378-PeCDD ES		953044.781	588467.500	364577	1.61	NO	32.04	1.18	32.00	32.07	3533.21791	88.3		390	387
25	13C-123678-HxCDD ES		970953.813	526912.875	444041	1.19	NO	34.13	1.00	34.10	34.17	3414.55189	85.4		1430	1418
26	13C-1234678-HpCDD ES		685459.813	350875.563	334584	1.05	NO	35.73	1.04	35.69	35.76	3132.05046	78.3		2113	2131
27	13C-OCDD ES		935618.532	438683.094	496935	0.88	NO	37.21	1.09	37.18	37.25	4777.27027	59.7		773	1168
28	13C-2378-TCDF ES		1673926.3...	729431.188	944495	0.77	NO	26.99	0.99	26.96	27.03	3217.42003	80.4		1849	1055
29	13C-12378-PeCDF ES		1267360.6...	771736.750	495624	1.56	NO	31.09	1.14	31.06	31.13	3295.40918	82.4		820	1341
30	13C-123678-HxCDF ES		1114864.188	383481.500	731383	0.52	NO	33.66	0.98	33.62	33.69	3254.23592	81.4		3304	4910
31	13C-1234678-HpCDF ES		794391.610	245585.672	548806	0.45	NO	35.18	1.03	35.15	35.21	3257.04474	81.4		1145	3114
32	13C-123789-HxCDF CS		934230.063	312338.750	621891	0.50	NO	34.40	1.00	34.37	34.43	3297.86780	82.4		3304	4910
33	13C-1234-TCDD IS		1446753.2...	639003.750	807750	0.79	NO	27.23	0.00	27.20	27.26	124.88048	3.1		1370	730
34	13C-123789-HxCDD IS		1039207.7...	555142.063	484066	1.15	NO	34.26	0.00	34.22	34.29	131.48293	3.3		1430	1418
35	Total-Tetradoxins			0.000											437	
36	Total-Pentadoxins			0.000								0.00000			562	
37	Total-Hexadoxins	1		72.625								0.57658			479	

**Quantify Sample Summary Report      MassLynx MassLynx V4.1 SCN 901**

Dataset:      C:\MassLynx\Dioxin.PRO\Result Files\7-190912B2-Q1-0913TP.qld

Last Altered:    Friday, September 13, 2019 13:44:45 Eastern Daylight Time

Printed:      Monday, September 23, 2019 15:33:08 Eastern Daylight Time

**Name: 7-190912B23, Date: 13-Sep-2019, Time: 06:58:16, ID: L2336381-5, Description: DX, Vial: Tray1:19**

	Target Analyte	#Hom	Total Area	Ion1 Area	Ion2 Area	Ra	Ra Fail=YES	RT	RRT	RT LCL	RT UCL	pg	%Rec	Mod.Comment	Noise 1	Noise 2
38	Total-Heptadioxins	2		199.838								2.47412			269	
39	Total-OCDD			0.000								0.00000			216	
40	Total-Tetrafurans			0.000											347	
41	Total-PeCDF-F1			0.000											331	
42	Total-Pentafurans	1		56.063								0.31099			207	
43	Total-Hexafurans	2		186.459								1.41078			420	
44	Total-Heptafurans			0.000								0.00000			212	
45	Totals-OCDF			0.000								0.00000			180	
46	Totals-37Cl-2378-TCDD	4		124633.921								453.37262			582	

**Quantify Sample Summary Report**      **MassLynx MassLynx V4.1 SCN 901**

Dataset: C:\MassLynx\Dioxin.PRO\Result Files\7-190912B2-Q1-0913TP.qld

Last Altered: Friday, September 13, 2019 13:44:45 Eastern Daylight Time

Printed: Monday, September 23, 2019 15:33:08 Eastern Daylight Time

**Name: 7-190912B24, Date: 13-Sep-2019, Time: 07:40:25, ID: L2336381-6, Description: DX, Vial: Tray1:20**

	Target Analyte	#Hom	Total Area	Ion1 Area	Ion2 Area	Ra	Ra Fail=YES	RT	RRT	RT LCL	RT UCL	pg	%Rec	Mod.Comment	Noise 1	Noise 2
1	2378-TCDD														429	389
2	12378-PeCDD														553	310
3	123478-HxCDD														751	357
4	123678-HxCDD														751	357
5	123789-HxCDD		150.467	64.159	86	0.74	YES	34.28	1.00	34.24	34.31	0.72681		TP190913MA	751	357
6	1234678-HpCDD		320.393	163.686	157	1.04	NO	35.76	1.00	35.73	35.79	1.92156			335	248
7	OCDD		804.373	356.975	447	0.80	NO	37.24	1.00	37.21	37.27	5.34973			201	260
8	2378-TCDF														334	556
9	12378-PeCDF		209.341	81.779	128	0.64	YES	31.12	1.00	31.08	31.15	0.82911		TP190913MB	241	449
10	23478-PeCDF														241	449
11	123478-HxCDF		157.470	86.951	71	1.23	NO	33.62	0.98	33.59	33.66	0.63185		TP190913MA	506	324
12	123678-HxCDF		127.091	79.725	47	1.68	YES	33.68	1.00	33.65	33.72	0.47406		TP190913MA	506	324
13	234678-HxCDF		158.274	99.578	59	1.70	YES	34.01	0.99	33.97	34.04	0.63100		TP190913MA	506	324
14	123789-HxCDF		301.767	227.403	74	3.06	YES	34.42	1.00	34.39	34.45	1.37622		TP190913MA	506	324
15	1234678-HpCDF		168.935	113.935	55	2.07	NO	35.19	1.00	35.16	35.22	0.96932		TP190913MA	398	163
16	1234789-HpCDF		96.598	79.347	17	4.60	YES	36.00	1.05	35.97	36.03	0.65584		TP190913MA	398	163
17	OCDF		427.772	191.941	236	0.81	NO	37.33	1.00	37.30	37.36	2.47427			200	353
18	37Cl-2378-TCDD FS		125336.711	125336.711				27.95	1.00	27.91	27.98	525.31789	87.6		551	
19	13C-123478-HxCDD FS		1104389.4...	613982.188	490407	1.25	NO	34.09	0.99	34.06	34.12	5317.59812	88.6		5439	1367
20	13C-23478-PeCDF FS		1855110.5...	1133078.500	722032	1.57	NO	31.84	1.17	31.80	31.87	6012.90724	100.2		2034	1019
21	13C-123478-HxCDF FS		1222933.2...	413542.031	809391	0.51	NO	33.60	0.98	33.57	33.63	5186.87374	86.4		2661	3812
22	13C-1234789-HpCDF FS		856474.250	271415.625	585059	0.46	NO	35.99	1.05	35.96	36.02	5261.69234	87.7		2839	3474
23	13C-2378-TCDD ES		827099.625	365663.875	461436	0.79	NO	27.93	1.03	27.90	27.96	2551.23217	63.8		1045	781
24	13C-12378-PeCDD ES		884607.126	545729.188	338878	1.61	NO	32.05	1.18	32.02	32.08	3327.78125	83.2		759	320
25	13C-123678-HxCDD ES		923503.656	509617.531	413886	1.23	NO	34.14	1.00	34.11	34.17	3186.44223	79.7		5439	1367
26	13C-1234678-HpCDD ES		720001.094	369409.844	350591	1.05	NO	35.75	1.04	35.71	35.78	3227.84144	80.7		2286	1467
27	13C-OCDD ES		1259886.6...	594756.500	665130	0.89	NO	37.23	1.09	37.20	37.26	6311.67673	78.9		1316	1194
28	13C-2378-TCDF ES		1540387.6...	670449.125	869939	0.77	NO	27.01	0.99	26.97	27.04	3004.33715	75.1		1922	1420
29	13C-12378-PeCDF ES		1180666.2...	719373.563	461293	1.56	NO	31.10	1.14	31.07	31.14	3115.18244	77.9		2034	1019
30	13C-123678-HxCDF ES		1089951.1...	370940.063	719011	0.52	NO	33.67	0.98	33.64	33.70	3121.52185	78.0		2661	3812
31	13C-1234678-HpCDF ES		796280.219	248276.406	548004	0.45	NO	35.19	1.03	35.16	35.22	3203.22384	80.1		2839	3474
32	13C-123789-HxCDF CS		912679.782	306745.719	605934	0.51	NO	34.41	1.00	34.38	34.45	3161.04092	79.0		2661	3812
33	13C-1234-TCDD IS		1425762.6...	631372.125	794391	0.79	NO	27.25	0.00	27.21	27.28	123.06862	3.1		1045	781
34	13C-123789-HxCDD IS		1059180.7...	582201.375	476979	1.22	NO	34.27	0.00	34.24	34.30	134.00996	3.4		5439	1367
35	Total-Tetradoxins			0.000											429	
36	Total-Pentadoxins			0.000								0.00000			553	
37	Total-Hexadoxins			0.000								0.00000			751	

**Quantify Sample Summary Report      MassLynx MassLynx V4.1 SCN 901**

Dataset:      C:\MassLynx\Dioxin.PRO\Result Files\7-190912B2-Q1-0913TP.qld

Last Altered:    Friday, September 13, 2019 13:44:45 Eastern Daylight Time

Printed:        Monday, September 23, 2019 15:33:08 Eastern Daylight Time

**Name: 7-190912B24, Date: 13-Sep-2019, Time: 07:40:25, ID: L2336381-6, Description: DX, Vial: Tray1:20**

	Target Analyte	#Hom	Total Area	Ion1 Area	Ion2 Area	Ra	Ra Fail=YES	RT	RRT	RT LCL	RT UCL	pg	%Rec	Mod.Comment	Noise 1	Noise 2
38	Total-Heptadioxins	2		288.655								3.34074			335	
39	Total-OCDD	1		356.975								5.34973			201	
40	Total-Tetrafurans			0.000											334	
41	Total-PeCDF-F1			0.000											283	
42	Total-Pentafurans			0.000								0.00000			241	
43	Total-Hexafurans	1		86.951								0.63185			506	
44	Total-Heptafurans	1		113.935								0.96932			398	
45	Totals-OCDF	1		191.941								2.47427			200	
46	Totals-37Cl-2378-TCDD	3		127896.468								536.04648			551	

**Quantify Sample Summary Report      MassLynx MassLynx V4.1 SCN 901**

Dataset: C:\MassLynx\Dioxin.PRO\Result Files\7-190912B2-Q1-0913TP.qld

Last Altered: Friday, September 13, 2019 13:44:45 Eastern Daylight Time

Printed: Monday, September 23, 2019 15:33:08 Eastern Daylight Time

**Name: 7-190912B26, Date: 13-Sep-2019, Time: 09:04:49, ID: H7-19-CCV-0607, Description: 1613B-CS3+PERF-011D, Vial: Tray1:1**

	Target Analyte	#Hom	Total Area	Ion1 Area	Ion2 Area	Ra	Ra Fail=YES	RT	RRT	RT LCL	RT UCL	pg	%Rec	Mod.Comment	Noise 1	Noise 2
1	2378-TCDD		195202.703	84661.430	110541	0.77	NO	27.95	1.00	27.91	27.98	11.05455	110.5		591	721
2	12378-PeCDD		642213.219	398851.125	243362	1.64	NO	32.06	1.00	32.03	32.09	52.55534	105.1		795	1053
3	123478-HxCDD		603098.063	332722.844	270375	1.23	NO	34.10	1.00	34.06	34.13	51.52231	103.0		2416	1462
4	123678-HxCDD		646708.001	357577.188	289131	1.24	NO	34.15	1.00	34.11	34.18	50.67092	101.3		2416	1462
5	123789-HxCDD		612455.469	339115.094	273340	1.24	NO	34.27	1.00	34.24	34.30	49.55697	99.1		2416	1462
6	1234678-HpCDD		527800.297	266635.375	261165	1.02	NO	35.75	1.00	35.71	35.78	52.60052	105.2		2419	3187
7	OCDD		913290.438	430535.344	482755	0.89	NO	37.23	1.00	37.20	37.26	100.79148	100.8		1174	850
8	2378-TCDF		232509.765	99522.859	132987	0.75	NO	27.02	1.00	26.99	27.06	10.60957	106.1		581	629
9	12378-PeCDF		865548.406	523973.406	341575	1.53	NO	31.12	1.00	31.08	31.15	51.85569	103.7		787	566
10	23478-PeCDF		980321.094	591350.000	388971	1.52	NO	31.84	1.17	31.80	31.87	52.84175	105.7		787	566
11	123478-HxCDF		816230.157	439729.938	376500	1.17	NO	33.60	0.98	33.57	33.64	52.54703	105.1		2836	4781
12	123678-HxCDF		840447.125	454813.500	385634	1.18	NO	33.68	1.00	33.64	33.71	50.29774	100.6		2836	4781
13	234678-HxCDF		801276.438	430929.188	370347	1.16	NO	34.01	0.99	33.97	34.04	51.25395	102.5		2836	4781
14	123789-HxCDF		721428.719	389974.250	331454	1.18	NO	34.42	1.00	34.39	34.45	52.78757	105.6		2836	4781
15	1234678-HpCDF		528152.922	343926.156	184227	1.87	NO	35.19	1.00	35.16	35.22	51.03910	102.1		1597	2561
16	1234789-HpCDF		469478.156	305603.125	163875	1.86	NO	36.00	1.05	35.97	36.03	53.68338	107.4		1597	2561
17	OCDF		1090010.3...	513180.125	576830	0.89	NO	37.32	1.00	37.29	37.35	104.61777	104.6		669	942
18	37Cl-2378-TCDD FS		195914.906	195914.906				27.95	1.00	27.91	27.98	10.69631	107.0		428	
19	13C-123478-HxCDD FS		1266651.3...	704825.250	561826	1.25	NO	34.09	0.99	34.06	34.12	102.16415	102.2		3689	1416
20	13C-23478-PeCDF FS		2063773.6...	1257870.250	805903	1.56	NO	31.83	1.17	31.79	31.86	101.18730	101.2		3404	960
21	13C-123478-HxCDF FS		1517526.4...	518001.031	999525	0.52	NO	33.60	0.98	33.57	33.63	103.26704	103.3		2641	2767
22	13C-1234789-HpCDF FS		1015816.0...	313552.125	702264	0.45	NO	35.99	1.05	35.96	36.02	105.10451	105.1		2312	3113
23	13C-2378-TCDD ES		1587358.5...	698033.688	889325	0.78	NO	27.92	1.02	27.88	27.95	101.16442	101.2		1067	881
24	13C-12378-PeCDD ES		1359188.5...	836667.500	522521	1.60	NO	32.05	1.18	32.02	32.08	105.64395	105.6		1355	1450
25	13C-123678-HxCDD ES		1378257.8...	765165.500	613092	1.25	NO	34.14	1.00	34.11	34.17	101.16250	101.2		3689	1416
26	13C-1234678-HpCDD ES		1083237.3...	553142.375	530095	1.04	NO	35.74	1.04	35.70	35.77	103.30571	103.3		1847	2928
27	13C-OCDD ES		1898150.7...	892611.188	1005540	0.89	NO	37.22	1.09	37.19	37.25	202.28592	101.1		1807	1446
28	13C-2378-TCDF ES		2575108.1...	1125665.875	1449442	0.78	NO	27.01	0.99	26.97	27.04	103.77070	103.8		2088	1440
29	13C-12378-PeCDF ES		1951272.5...	1185967.625	765305	1.55	NO	31.10	1.14	31.07	31.14	106.37385	106.4		3404	960
30	13C-123678-HxCDF ES		1698339.5...	582248.438	1116091	0.52	NO	33.67	0.98	33.64	33.70	103.46788	103.5		2641	2767
31	13C-1234678-HpCDF ES		1181981.8...	366112.688	815869	0.45	NO	35.19	1.03	35.16	35.22	101.14720	101.1		2312	3113
32	13C-123789-HxCDF CS		1427625.3...	499269.219	928356	0.54	NO	34.41	1.00	34.38	34.45	105.18350	105.2		2641	2767
33	13C-1234-TCDD IS		1725149.1...	761463.500	963686	0.79	NO	27.25	0.00	27.21	27.28	148.91098	148.9		1067	881
34	13C-123789-HxCDD IS		1244768.0...	692984.875	551783	1.26	NO	34.26	0.00	34.23	34.30	157.49088	157.5		3689	1416
35	Total-Tetradoxins	6		403633.501								52.50493			591	
36	Total-Pentadoxins	4		1223529.727								161.69036			795	
37	Total-Hexadoxins	6		1374146.150								202.89220			2416	



**Quantify Sample Summary Report**      **MassLynx MassLynx V4.1 SCN 901**

Dataset: C:\MassLynx\Dioxin.PRO\Result Files\7-190912B2-Q1-0913TP.qld

Last Altered: Friday, September 13, 2019 13:44:45 Eastern Daylight Time

Printed: Monday, September 23, 2019 15:33:08 Eastern Daylight Time

**Name: 7-190912B26, Date: 13-Sep-2019, Time: 09:04:49, ID: H7-19-CCV-0607, Description: 1613B-CS3+PERF-011D, Vial: Tray1:1**

	Target Analyte	#Hom	Total Area	Ion1 Area	Ion2 Area	Ra	Ra Fail=YES	RT	RRT	RT LCL	RT UCL	pg	%Rec	Mod.Comment	Noise 1	Noise 2
38	Total-Heptadioxins	3		521210.288								102.17562			2419	
39	Total-OCDD	1		430535.344								100.79148			1174	
40	Total-Tetrafurans	8		524530.941								56.06090			581	
41	Total-PeCDF-F1	1		689264.750								57.43092			256	
42	Total-Pentafurans	6		1676570.829								157.36880			787	
43	Total-Hexafurans	5		1890138.532								228.04293			2836	
44	Total-Heptafurans	4		651458.623								105.02817			1597	
45	Totals-OCDF	1		513180.125								104.61777			669	
46	Totals-37Cl-2378-TCDD	6		198578.951								10.84176			428	

**Quantify Sample Report**      **MassLynx MassLynx V4.1 SCN 901**

Dataset: C:\MassLynx\Dioxin.PRO\Result Files\7-190912B2-Q1-0913TP.qld

Last Altered: Friday, September 13, 2019 13:44:45 Eastern Daylight Time

Printed: Monday, September 23, 2019 15:33:08 Eastern Daylight Time

Method: C:\MassLynx\Dioxin.PRO\MethDB\Dioxin\_M23A.mdb 27 Aug 2019 13:40:00

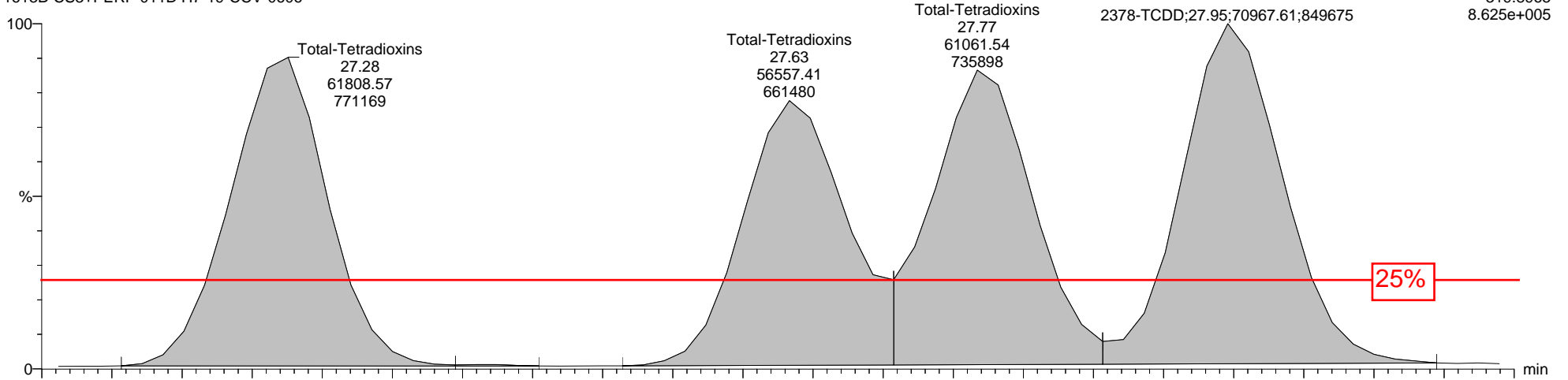
Calibration: C:\MassLynx\Dioxin.PRO\CurveDB\7-190724A-CAL5-M23.cdb 25 Jul 2019 09:29:35

Name: 7-190912B09, Date: 12-Sep-2019, Time: 21:00:23, ID: H7-19-CCV-0606, Description: 1613B-CS3+PERF-011D, Vial: Tray1:1

**2378-TCDD**

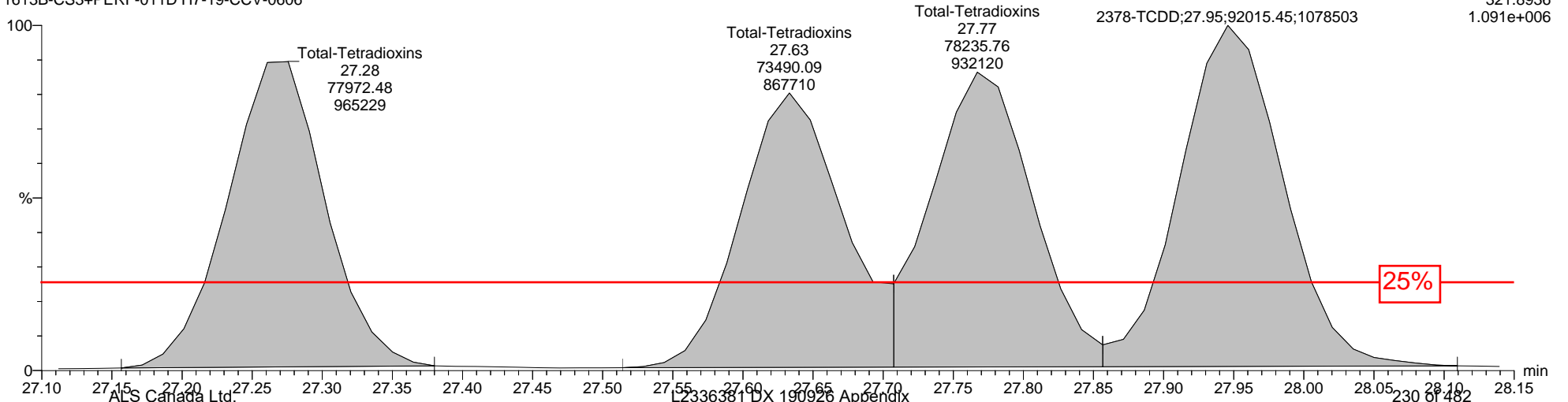
7-190912B09 Smooth(SG,1x1)  
1613B-CS3+PERF-011D H7-19-CCV-0606

F1:Voltage SIR,EI+  
319.8965  
8.625e+005



7-190912B09 Smooth(SG,1x1)  
1613B-CS3+PERF-011D H7-19-CCV-0606

F1:Voltage SIR,EI+  
321.8936  
1.091e+006



Quantify Sample Report MassLynx MassLynx V4.1 SCN 901

Dataset: C:\MassLynx\Dioxin.PRO\Result Files\7-190912B2-Q1-0913TP.qld


Last Altered: Friday, September 13, 2019 13:44:45 Eastern Daylight Time

Printed: Monday, September 23, 2019 15:33:08 Eastern Daylight Time

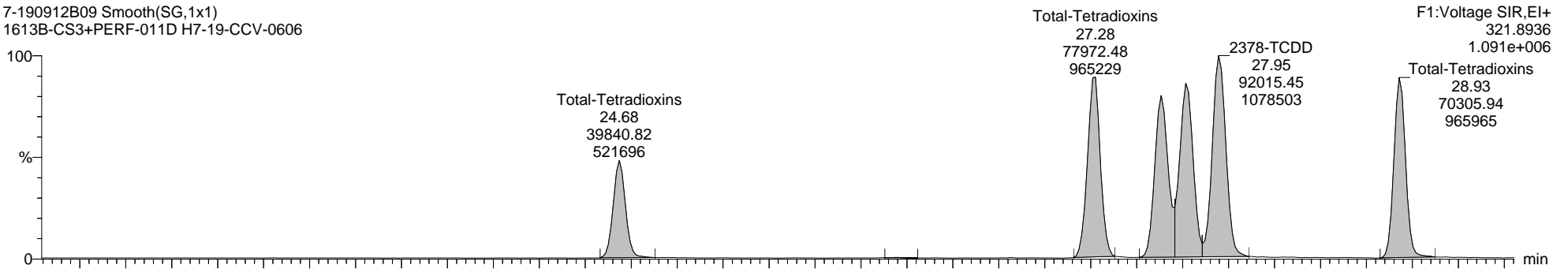
Name: 7-190912B09, Date: 12-Sep-2019, Time: 21:00:23, ID: H7-19-CCV-0606, Description: 1613B-CS3+PERF-011D, Vial: Tray1:1

Total-Tetradoxins

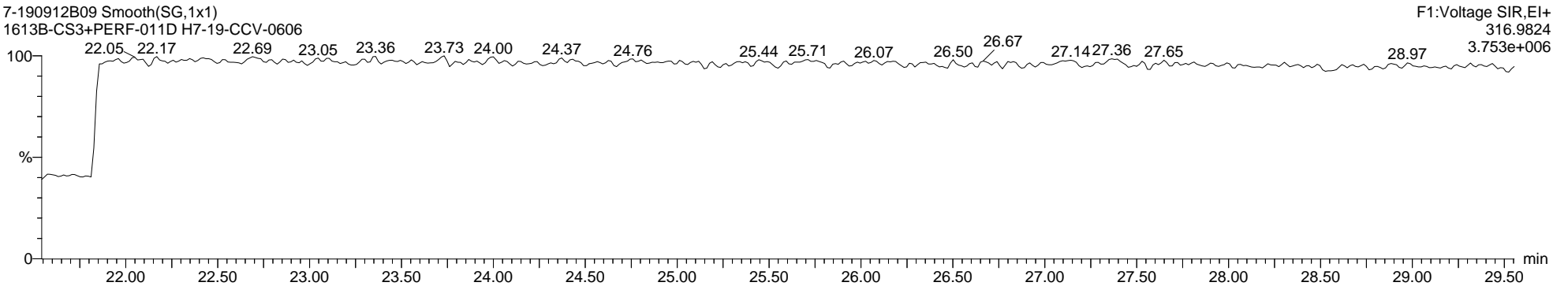
7-190912B09 Smooth(SG,1x1)  
1613B-CS3+PERF-011D H7-19-CCV-0606



7-190912B09 Smooth(SG,1x1)  
1613B-CS3+PERF-011D H7-19-CCV-0606



7-190912B09 Smooth(SG,1x1)  
1613B-CS3+PERF-011D H7-19-CCV-0606



Dataset: C:\MassLynx\Dioxin.PRO\Result Files\7-190912B2-Q1-0913TP.qld

Last Altered: Friday, September 13, 2019 13:44:45 Eastern Daylight Time


Printed: Monday, September 23, 2019 15:33:08 Eastern Daylight Time

Name: 7-190912B09, Date: 12-Sep-2019, Time: 21:00:23, ID: H7-19-CCV-0606, Description: 1613B-CS3+PERF-011D, Vial: Tray1:1

13C-2378-TCDD ES

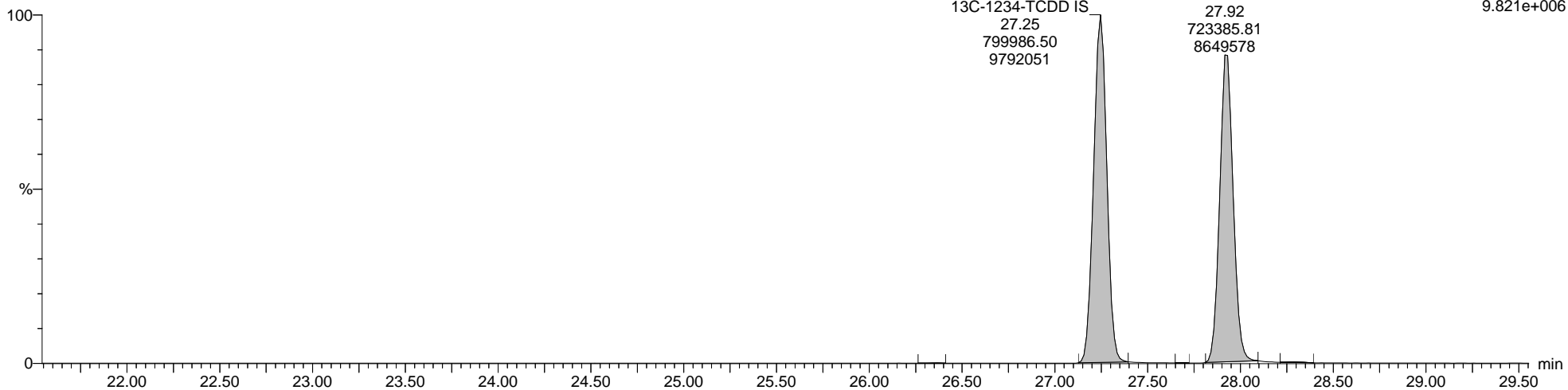
7-190912B09 Smooth(SG,1x1)  
1613B-CS3+PERF-011D H7-19-CCV-0606

F1:Voltage SIR,EI+  
331.9368  
7.835e+006



7-190912B09 Smooth(SG,1x1)  
1613B-CS3+PERF-011D H7-19-CCV-0606

F1:Voltage SIR,EI+  
333.9339  
9.821e+006



Quantify Sample Report MassLynx MassLynx V4.1 SCN 901

Dataset: C:\MassLynx\Dioxin.PRO\Result Files\7-190912B2-Q1-0913TP.qld

Last Altered: Friday, September 13, 2019 13:44:45 Eastern Daylight Time


Printed: Monday, September 23, 2019 15:33:08 Eastern Daylight Time

Name: 7-190912B09, Date: 12-Sep-2019, Time: 21:00:23, ID: H7-19-CCV-0606, Description: 1613B-CS3+PERF-011D, Vial: Tray1:1

Totals-37Cl-2378-TCDD

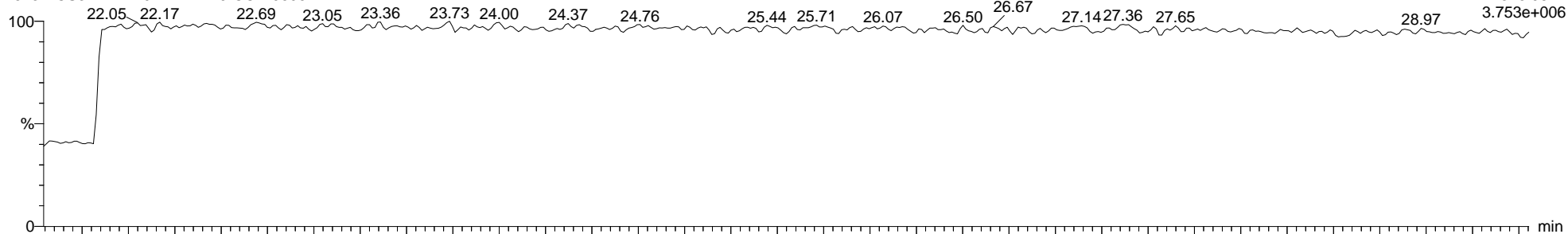
7-190912B09 Smooth(SG,1x1)  
1613B-CS3+PERF-011D H7-19-CCV-0606

F1:Voltage SIR,EI+  
327.8847  
1.935e+006



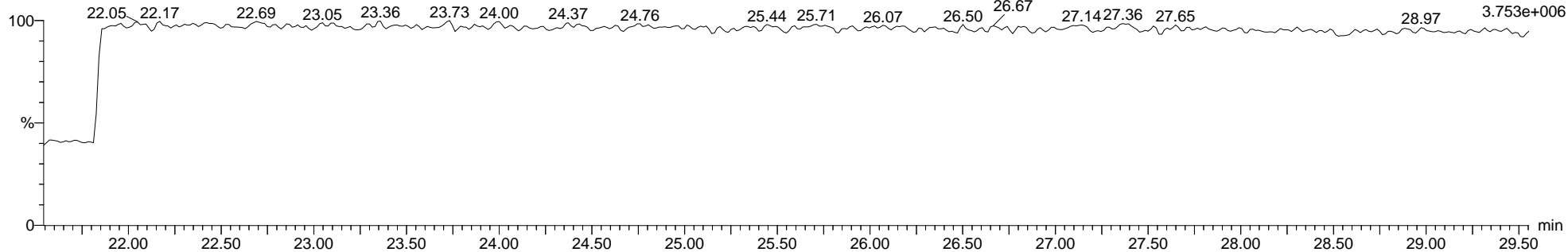
7-190912B09 Smooth(SG,1x1)  
1613B-CS3+PERF-011D H7-19-CCV-0606

F1:Voltage SIR,EI+  
316.9824  
3.753e+006



7-190912B09 Smooth(SG,1x1)  
1613B-CS3+PERF-011D H7-19-CCV-0606

F1:Voltage SIR,EI+  
316.9824  
3.753e+006



Quantify Sample Report MassLynx MassLynx V4.1 SCN 901


Dataset: C:\MassLynx\Dioxin.PRO\Result Files\7-190912B2-Q1-0913TP.qld

Last Altered: Friday, September 13, 2019 13:44:45 Eastern Daylight Time  
Printed: Monday, September 23, 2019 15:33:08 Eastern Daylight Time


Name: 7-190912B09, Date: 12-Sep-2019, Time: 21:00:23, ID: H7-19-CCV-0606, Description: 1613B-CS3+PERF-011D, Vial: Tray1:1

Total-Pentadioxins

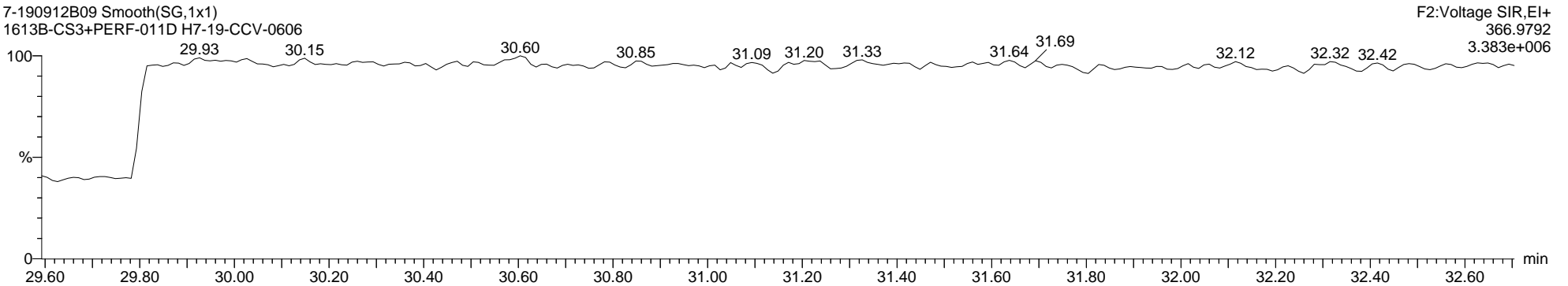
7-190912B09 Smooth(SG,1x1)  
1613B-CS3+PERF-011D H7-19-CCV-0606



7-190912B09 Smooth(SG,1x1)  
1613B-CS3+PERF-011D H7-19-CCV-0606



7-190912B09 Smooth(SG,1x1)  
1613B-CS3+PERF-011D H7-19-CCV-0606



Dataset: C:\MassLynx\Dioxin.PRO\Result Files\7-190912B2-Q1-0913TP.qld

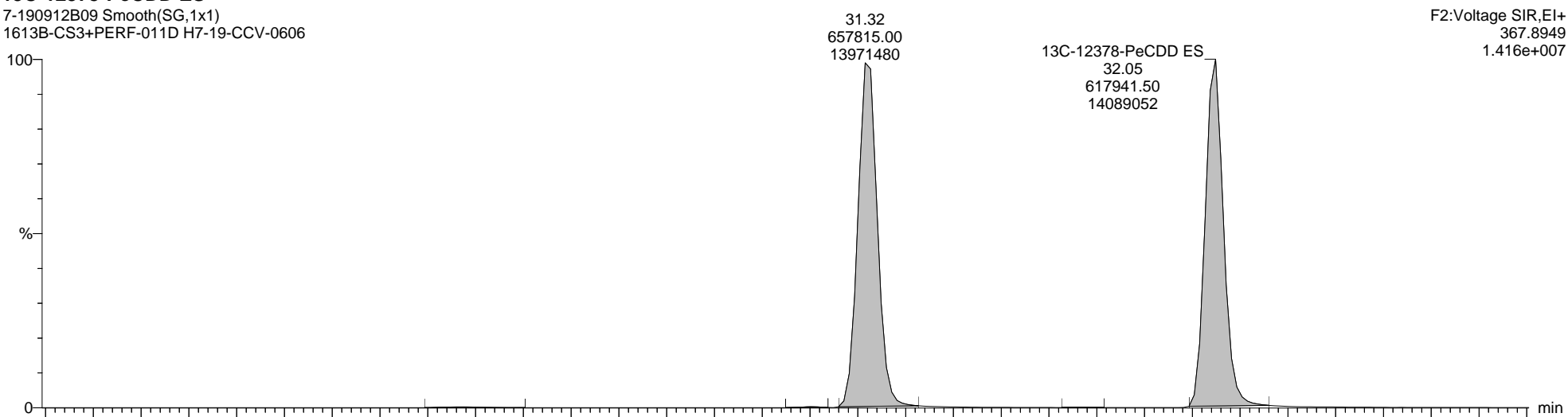
Last Altered: Friday, September 13, 2019 13:44:45 Eastern Daylight Time

Printed: Monday, September 23, 2019 15:33:08 Eastern Daylight Time

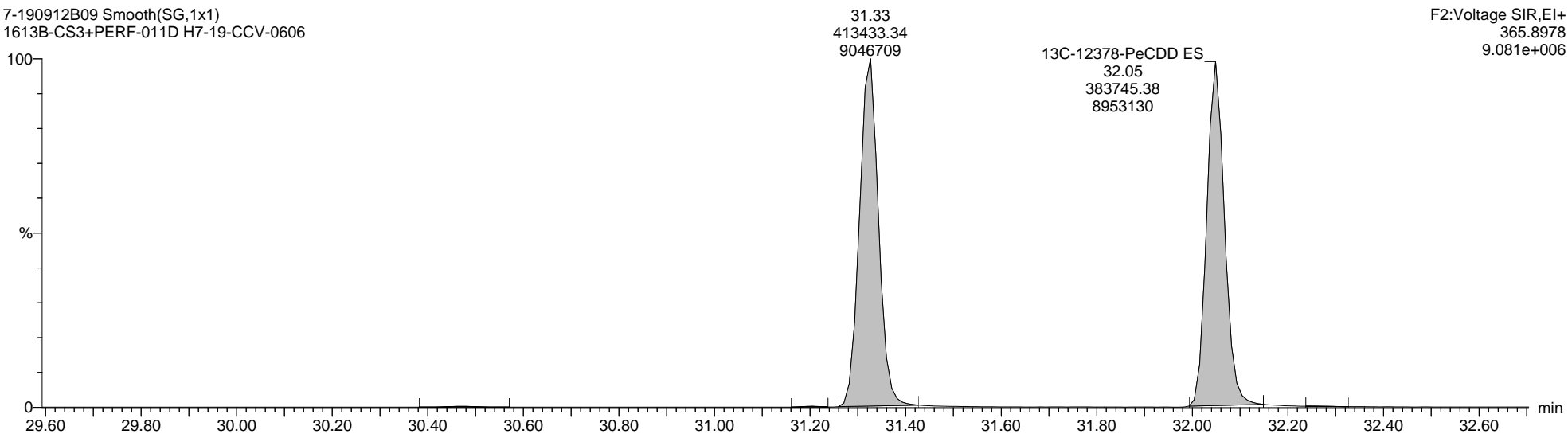
Name: 7-190912B09, Date: 12-Sep-2019, Time: 21:00:23, ID: H7-19-CCV-0606, Description: 1613B-CS3+PERF-011D, Vial: Tray1:1

13C-12378-PeCDD ES

7-190912B09 Smooth(SG,1x1)  
1613B-CS3+PERF-011D H7-19-CCV-0606



7-190912B09 Smooth(SG,1x1)  
1613B-CS3+PERF-011D H7-19-CCV-0606



Quantify Sample Report MassLynx MassLynx V4.1 SCN 901

Dataset: C:\MassLynx\Dioxin.PRO\Result Files\7-190912B2-Q1-0913TP.qld

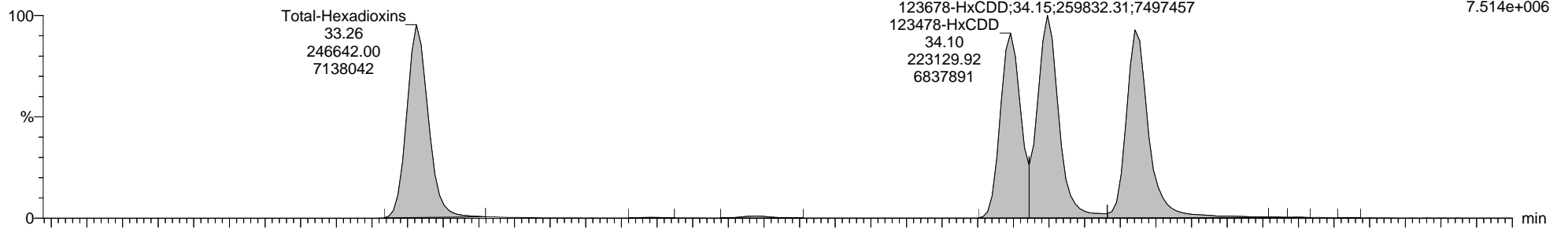
Last Altered: Friday, September 13, 2019 13:44:45 Eastern Daylight Time  
Printed: Monday, September 23, 2019 15:33:08 Eastern Daylight Time

Name: 7-190912B09, Date: 12-Sep-2019, Time: 21:00:23, ID: H7-19-CCV-0606, Description: 1613B-CS3+PERF-011D, Vial: Tray1:1

Total-Hexadioxins

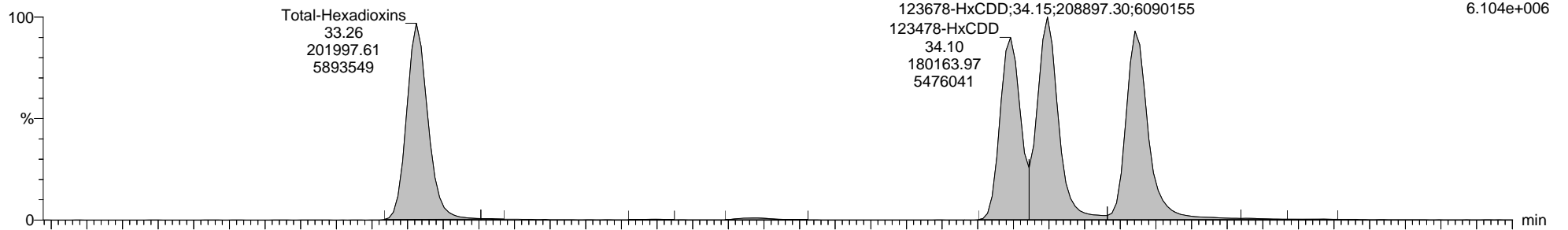
7-190912B09 Smooth(SG,1x1)  
1613B-CS3+PERF-011D H7-19-CCV-0606

F3:Voltage SIR,EI+  
389.8157  
7.514e+006



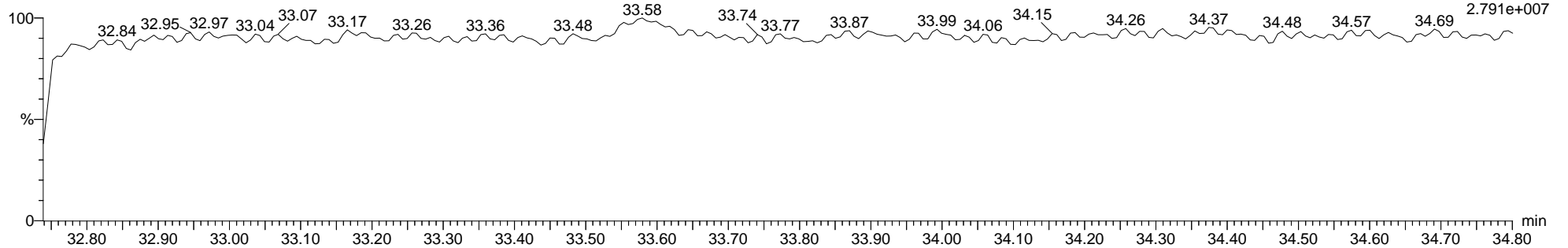
7-190912B09 Smooth(SG,1x1)  
1613B-CS3+PERF-011D H7-19-CCV-0606

F3:Voltage SIR,EI+  
391.8127  
6.104e+006



7-190912B09 Smooth(SG,1x1)  
1613B-CS3+PERF-011D H7-19-CCV-0606

F3:Voltage SIR,EI+  
380.9760  
2.791e+007





Quantify Sample Report MassLynx MassLynx V4.1 SCN 901

Dataset: C:\MassLynx\Dioxin.PRO\Result Files\7-190912B2-Q1-0913TP.qld

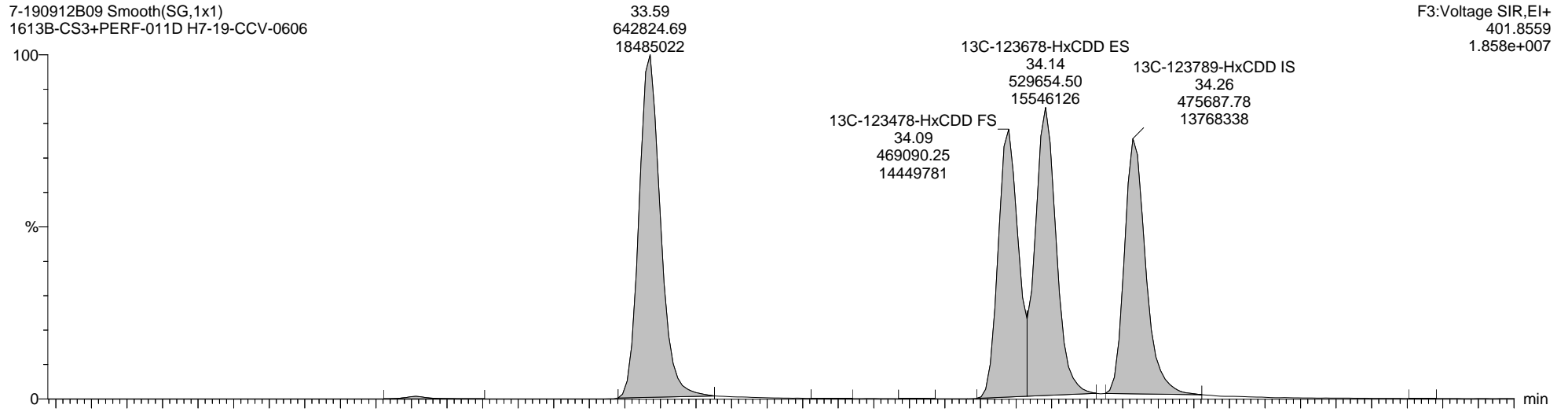
Last Altered: Friday, September 13, 2019 13:44:45 Eastern Daylight Time

Printed: Monday, September 23, 2019 15:33:08 Eastern Daylight Time

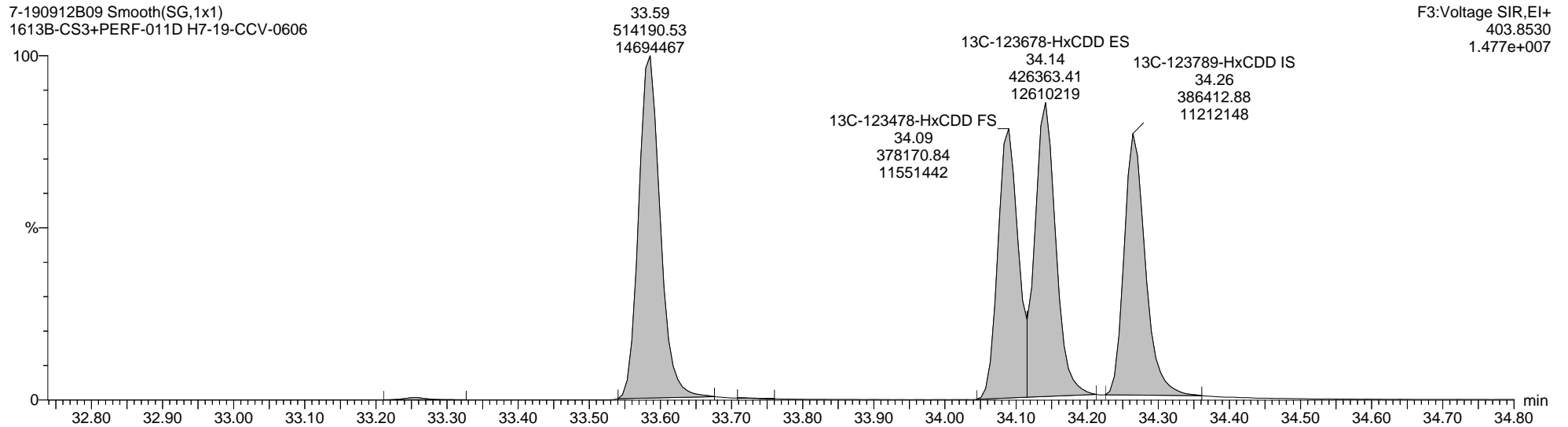
Name: 7-190912B09, Date: 12-Sep-2019, Time: 21:00:23, ID: H7-19-CCV-0606, Description: 1613B-CS3+PERF-011D, Vial: Tray1:1

13C-123678-HxCDD ES

7-190912B09 Smooth(SG,1x1)  
1613B-CS3+PERF-011D H7-19-CCV-0606



7-190912B09 Smooth(SG,1x1)  
1613B-CS3+PERF-011D H7-19-CCV-0606



**Quantify Sample Report**      **MassLynx MassLynx V4.1 SCN 901**

Dataset:      C:\MassLynx\Dioxin.PRO\Result Files\7-190912B2-Q1-0913TP.qld

Last Altered:    Friday, September 13, 2019 13:44:45 Eastern Daylight Time

Printed:      Monday, September 23, 2019 15:33:08 Eastern Daylight Time

**Name: 7-190912B09, Date: 12-Sep-2019, Time: 21:00:23, ID: H7-19-CCV-0606, Description: 1613B-CS3+PERF-011D, Vial: Tray1:1**

**Total-Heptadioxins**

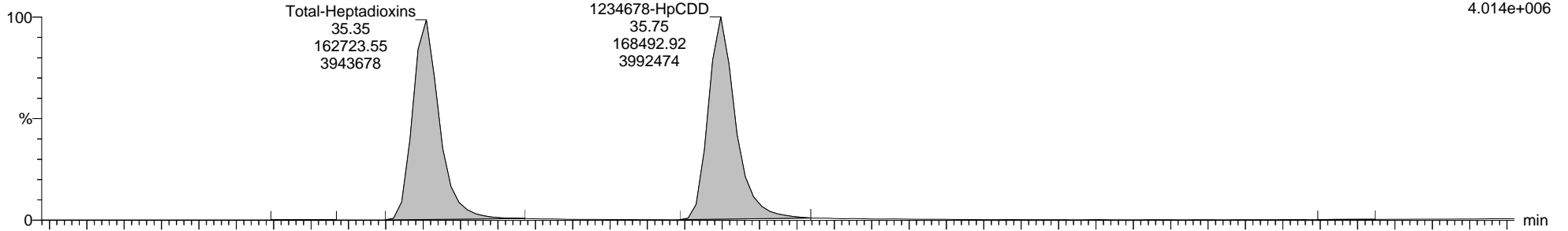
7-190912B09 Smooth(SG,1x1)

1613B-CS3+PERF-011D H7-19-CCV-0606

F4:Voltage SIR,EI+

423.7766

4.014e+006



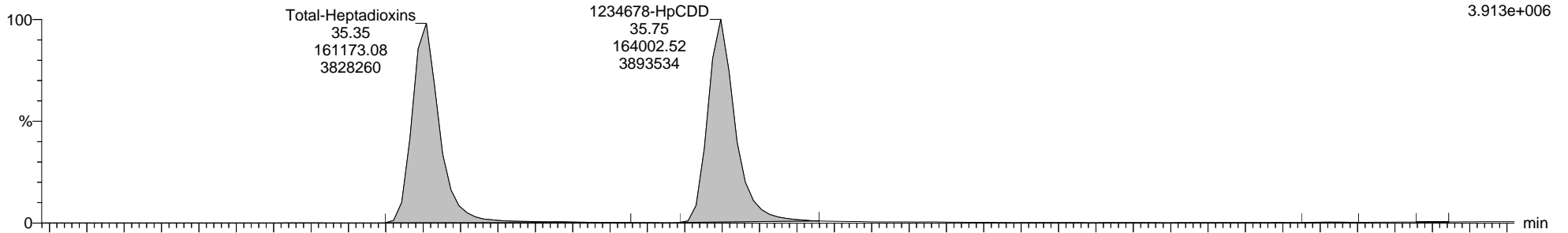
7-190912B09 Smooth(SG,1x1)

1613B-CS3+PERF-011D H7-19-CCV-0606

F4:Voltage SIR,EI+

425.7737

3.913e+006



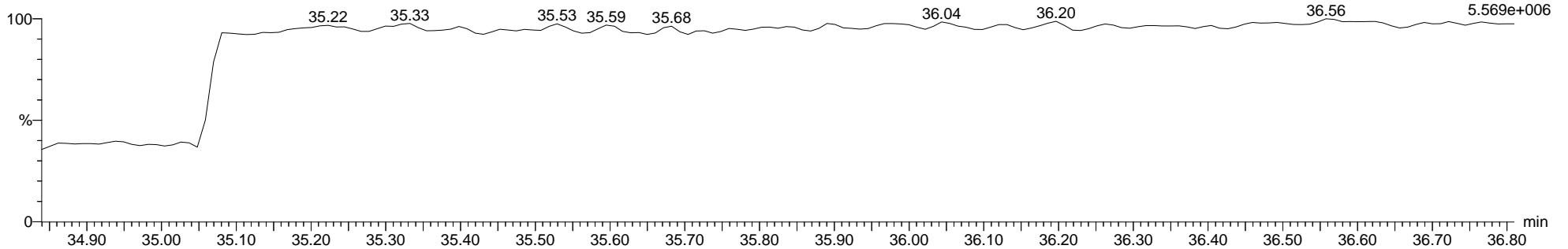
7-190912B09 Smooth(SG,1x1)

1613B-CS3+PERF-011D H7-19-CCV-0606

F4:Voltage SIR,EI+

454.9728

5.569e+006



Quantify Sample Report MassLynx MassLynx V4.1 SCN 901

Dataset: C:\MassLynx\Dioxin.PRO\Result Files\7-190912B2-Q1-0913TP.qld

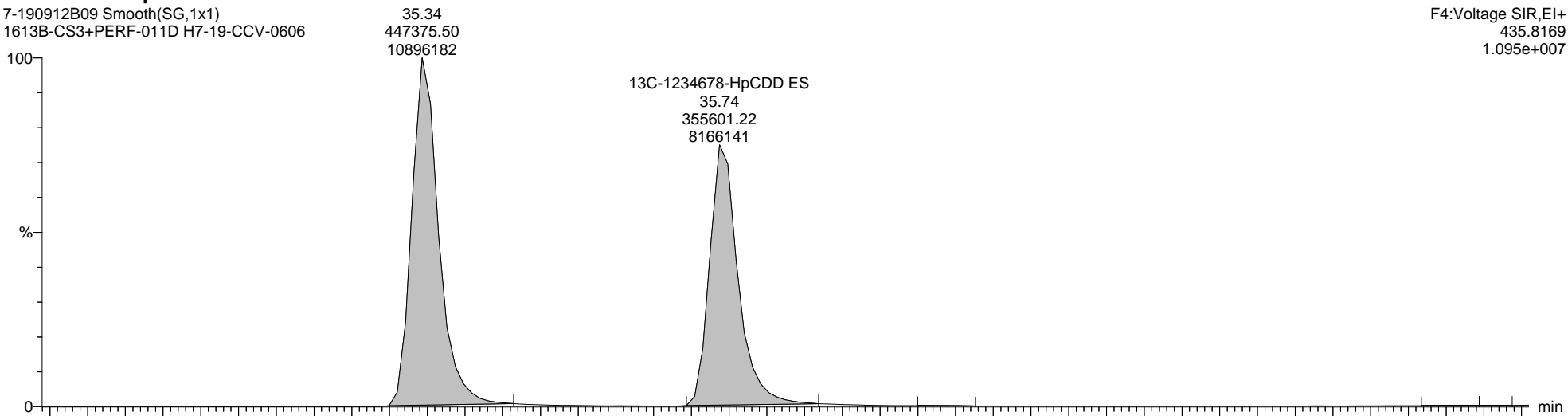
Last Altered: Friday, September 13, 2019 13:44:45 Eastern Daylight Time  
Printed: Monday, September 23, 2019 15:33:08 Eastern Daylight Time

Name: 7-190912B09, Date: 12-Sep-2019, Time: 21:00:23, ID: H7-19-CCV-0606, Description: 1613B-CS3+PERF-011D, Vial: Tray1:1

13C-1234678-HpCDD ES

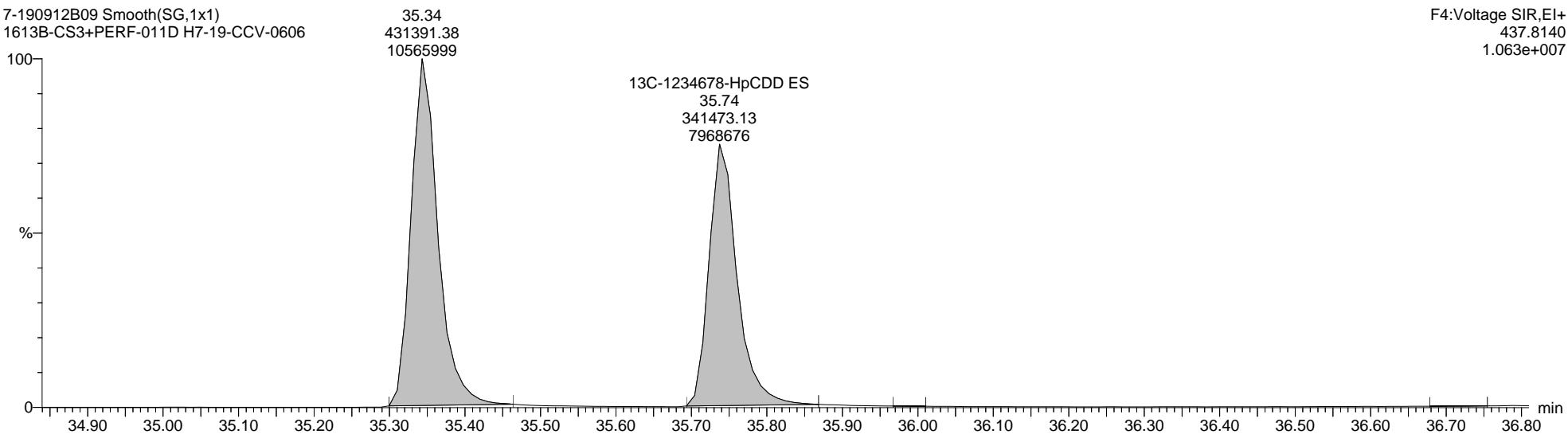
7-190912B09 Smooth(SG,1x1)  
1613B-CS3+PERF-011D H7-19-CCV-0606

F4:Voltage SIR,EI+  
435.8169  
1.095e+007



7-190912B09 Smooth(SG,1x1)  
1613B-CS3+PERF-011D H7-19-CCV-0606

F4:Voltage SIR,EI+  
437.8140  
1.063e+007



**Quantify Sample Report**      **MassLynx MassLynx V4.1 SCN 901**

Dataset:      C:\MassLynx\Dioxin.PRO\Result Files\7-190912B2-Q1-0913TP.qld

Last Altered:    Friday, September 13, 2019 13:44:45 Eastern Daylight Time


Printed:      Monday, September 23, 2019 15:33:08 Eastern Daylight Time

**Name: 7-190912B09, Date: 12-Sep-2019, Time: 21:00:23, ID: H7-19-CCV-0606, Description: 1613B-CS3+PERF-011D, Vial: Tray1:1**

**Total-OCDD**


7-190912B09 Smooth(SG,1x1)  
1613B-CS3+PERF-011D H7-19-CCV-0606

F5:Voltage SIR,EI+  
457.7377  
5.525e+006



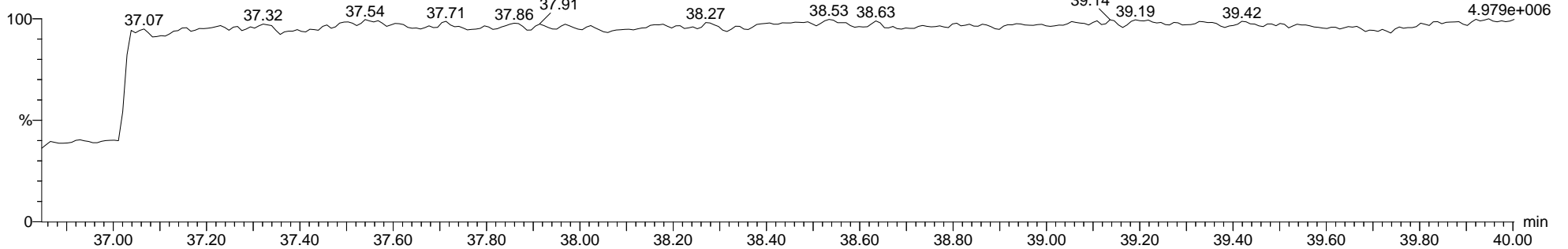
7-190912B09 Smooth(SG,1x1)  
1613B-CS3+PERF-011D H7-19-CCV-0606

F5:Voltage SIR,EI+  
459.7348  
6.290e+006



7-190912B09 Smooth(SG,1x1)  
1613B-CS3+PERF-011D H7-19-CCV-0606

F5:Voltage SIR,EI+  
454.9728  
4.979e+006



Quantify Sample Report MassLynx MassLynx V4.1 SCN 901

Dataset: C:\MassLynx\Dioxin.PRO\Result Files\7-190912B2-Q1-0913TP.qld


Last Altered: Friday, September 13, 2019 13:44:45 Eastern Daylight Time  
Printed: Monday, September 23, 2019 15:33:08 Eastern Daylight Time

Name: 7-190912B09, Date: 12-Sep-2019, Time: 21:00:23, ID: H7-19-CCV-0606, Description: 1613B-CS3+PERF-011D, Vial: Tray1:1

13C-OCDD ES

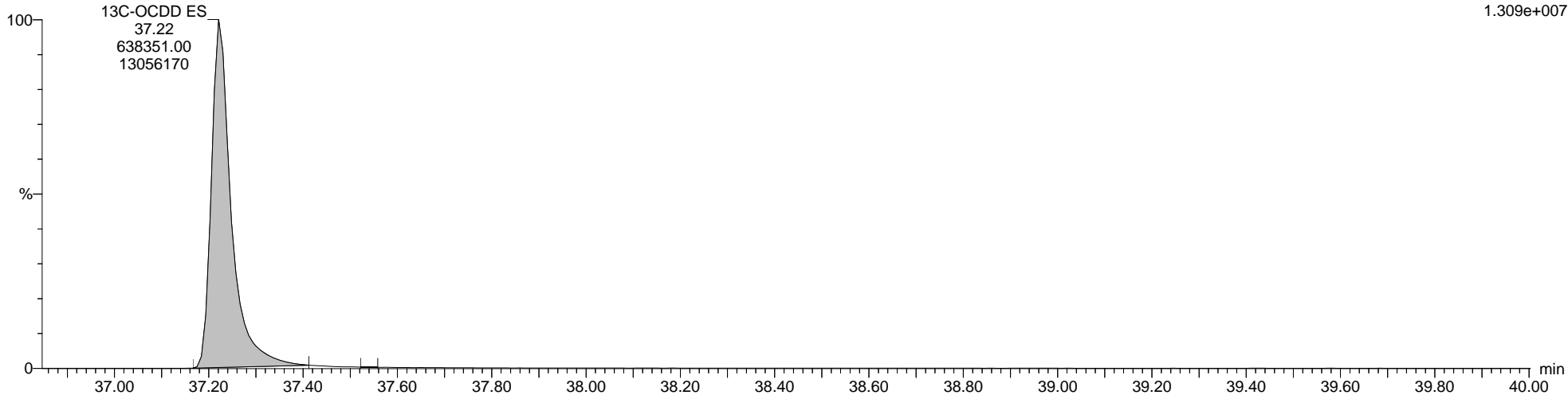
7-190912B09 Smooth(SG,1x1)  
1613B-CS3+PERF-011D H7-19-CCV-0606

F5:Voltage SIR,EI+  
469.7779  
1.152e+007



7-190912B09 Smooth(SG,1x1)  
1613B-CS3+PERF-011D H7-19-CCV-0606

F5:Voltage SIR,EI+  
471.7750  
1.309e+007



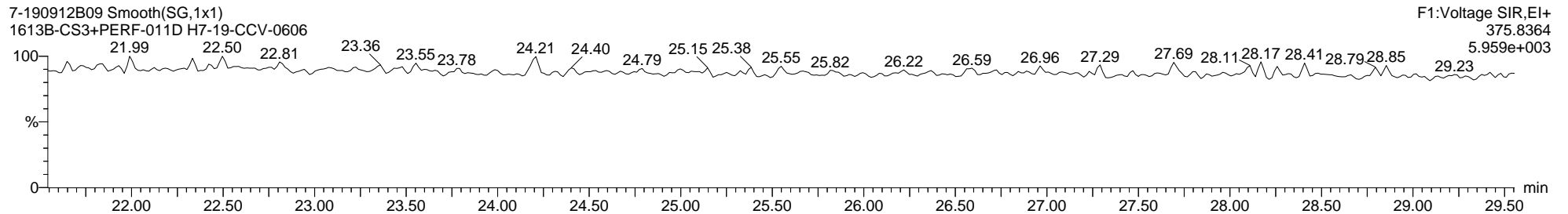
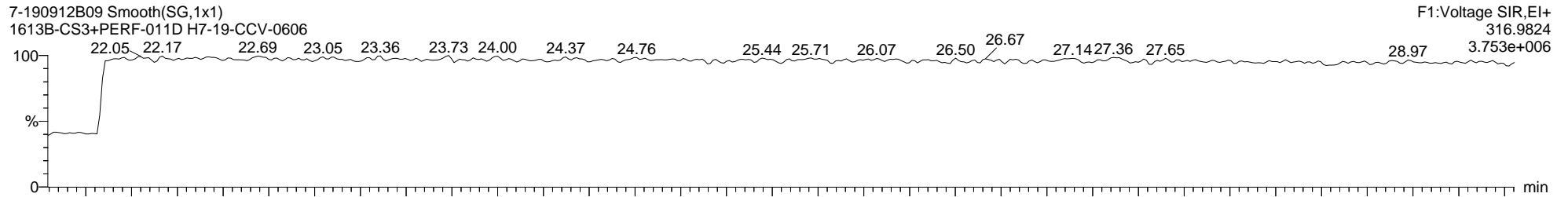
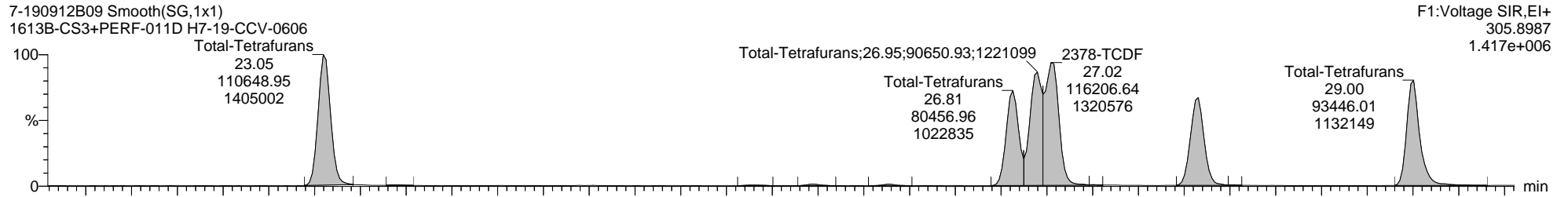
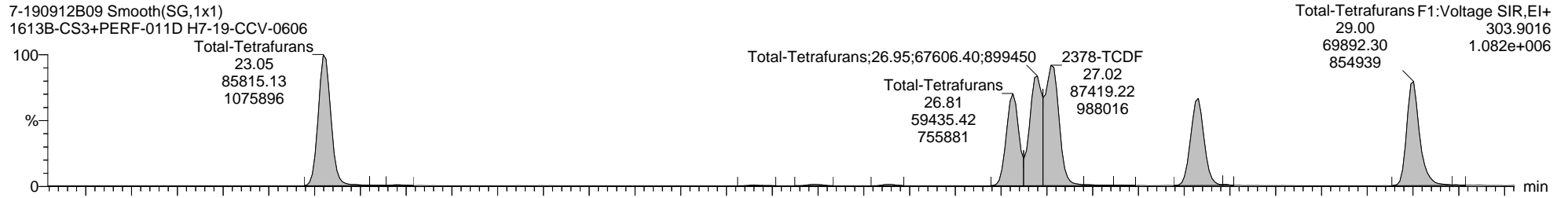
Quantify Sample Report MassLynx MassLynx V4.1 SCN 901

Dataset: C:\MassLynx\Dioxin.PRO\Result Files\7-190912B2-Q1-0913TP.qld

Last Altered: Friday, September 13, 2019 13:44:45 Eastern Daylight Time  
Printed: Monday, September 23, 2019 15:33:08 Eastern Daylight Time

Name: 7-190912B09, Date: 12-Sep-2019, Time: 21:00:23, ID: H7-19-CCV-0606, Description: 1613B-CS3+PERF-011D, Vial: Tray1:1

Total-Tetrafurans



Dataset: C:\MassLynx\Dioxin.PRO\Result Files\7-190912B2-Q1-0913TP.qld

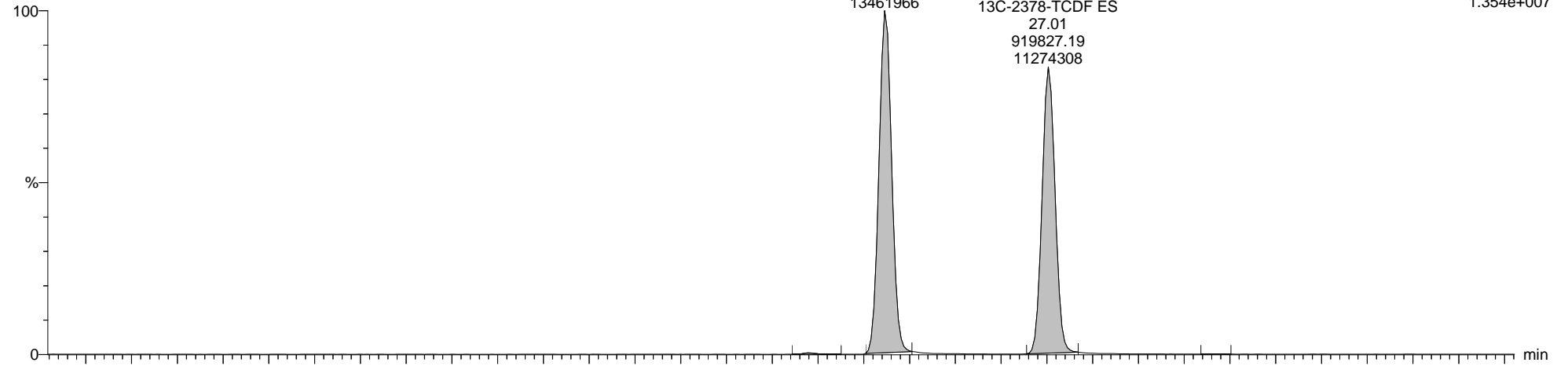
Last Altered: Friday, September 13, 2019 13:44:45 Eastern Daylight Time

Printed: Monday, September 23, 2019 15:33:08 Eastern Daylight Time

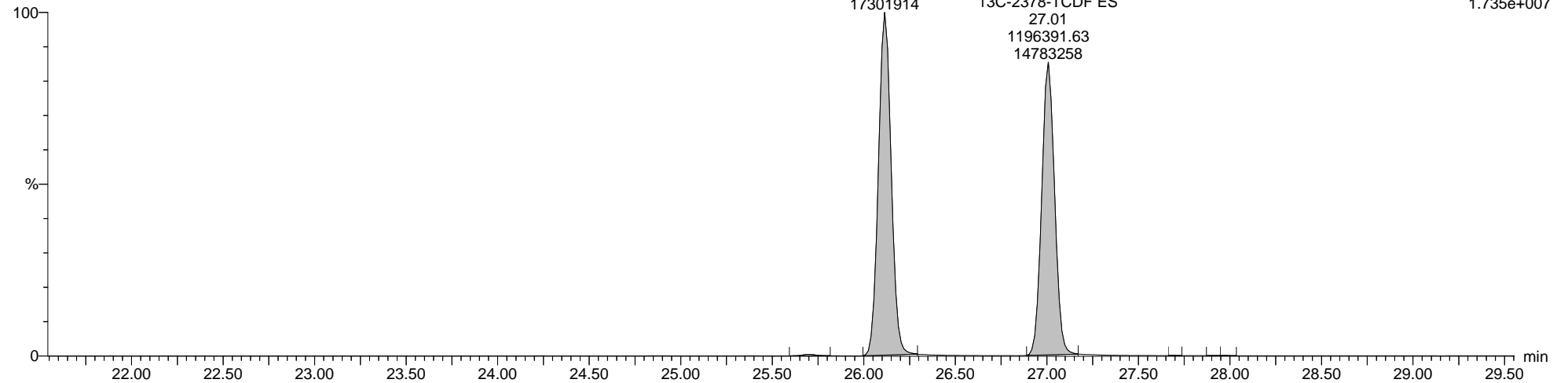
Name: 7-190912B09, Date: 12-Sep-2019, Time: 21:00:23, ID: H7-19-CCV-0606, Description: 1613B-CS3+PERF-011D, Vial: Tray1:1

13C-2378-TCDF ES

7-190912B09 Smooth(SG,1x1)  
1613B-CS3+PERF-011D H7-19-CCV-0606



7-190912B09 Smooth(SG,1x1)  
1613B-CS3+PERF-011D H7-19-CCV-0606



Quantify Sample Report MassLynx MassLynx V4.1 SCN 901


Dataset: C:\MassLynx\Dioxin.PRO\Result Files\7-190912B2-Q1-0913TP.qld

Last Altered: Friday, September 13, 2019 13:44:45 Eastern Daylight Time  
Printed: Monday, September 23, 2019 15:33:08 Eastern Daylight Time


Name: 7-190912B09, Date: 12-Sep-2019, Time: 21:00:23, ID: H7-19-CCV-0606, Description: 1613B-CS3+PERF-011D, Vial: Tray1:1

Total-PeCDF-F1

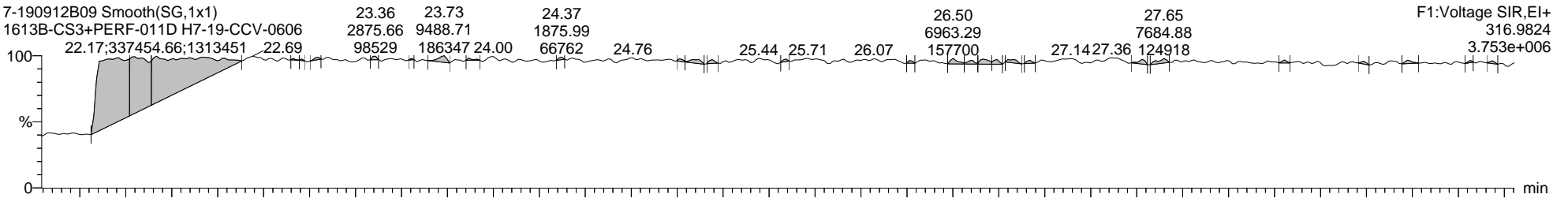
7-190912B09 Smooth(SG,1x1)  
1613B-CS3+PERF-011D H7-19-CCV-0606



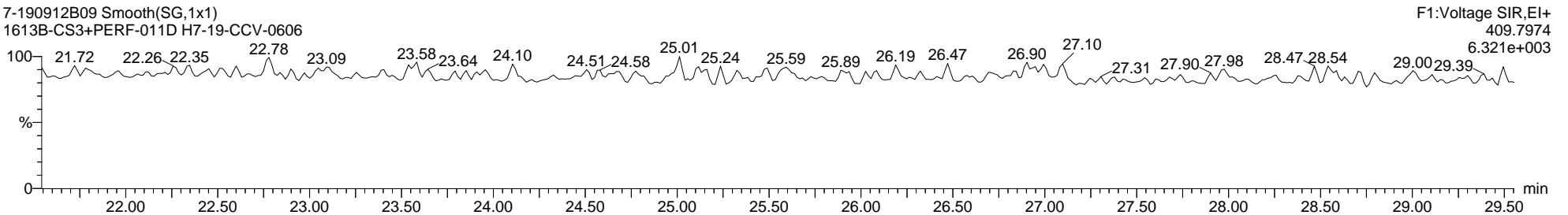
7-190912B09 Smooth(SG,1x1)  
1613B-CS3+PERF-011D H7-19-CCV-0606



7-190912B09 Smooth(SG,1x1)  
1613B-CS3+PERF-011D H7-19-CCV-0606



7-190912B09 Smooth(SG,1x1)  
1613B-CS3+PERF-011D H7-19-CCV-0606





Quantify Sample Report MassLynx MassLynx V4.1 SCN 901

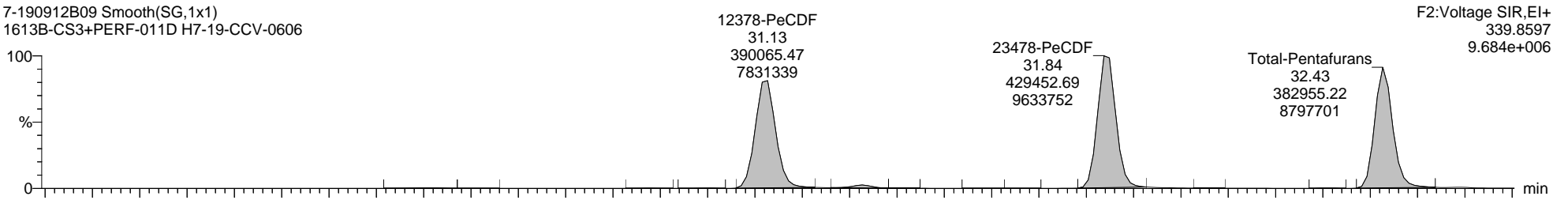
Dataset: C:\MassLynx\Dioxin.PRO\Result Files\7-190912B2-Q1-0913TP.qld

Last Altered: Friday, September 13, 2019 13:44:45 Eastern Daylight Time  
Printed: Monday, September 23, 2019 15:33:08 Eastern Daylight Time

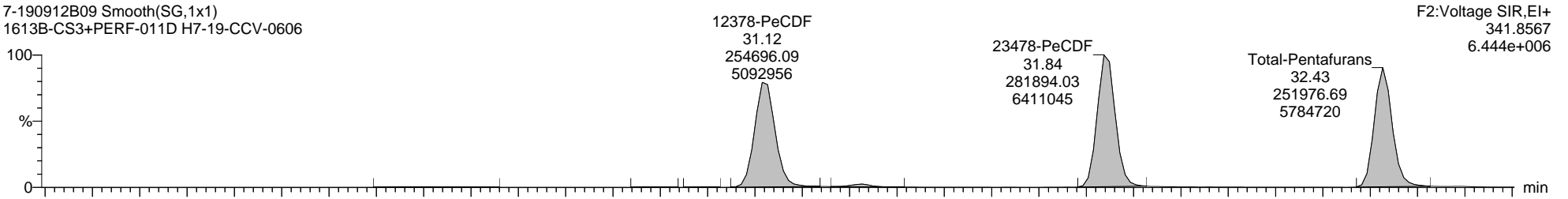
Name: 7-190912B09, Date: 12-Sep-2019, Time: 21:00:23, ID: H7-19-CCV-0606, Description: 1613B-CS3+PERF-011D, Vial: Tray1:1

Total-Pentafurans

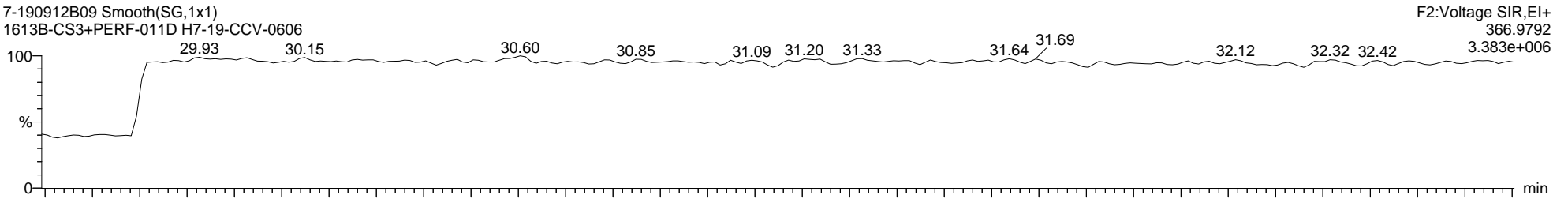
7-190912B09 Smooth(SG,1x1)  
1613B-CS3+PERF-011D H7-19-CCV-0606



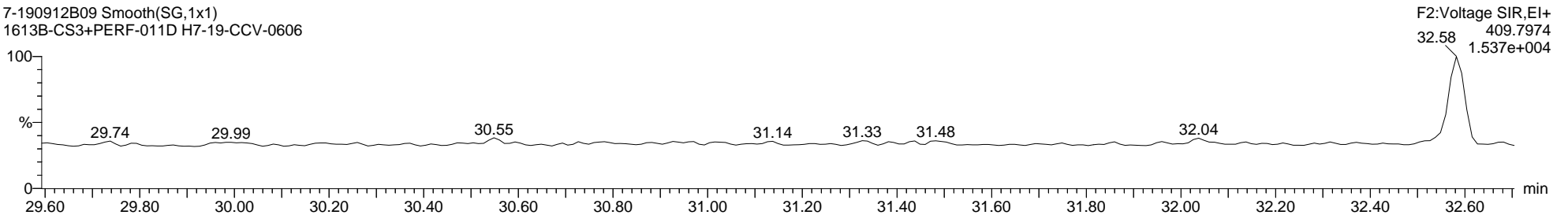
7-190912B09 Smooth(SG,1x1)  
1613B-CS3+PERF-011D H7-19-CCV-0606



7-190912B09 Smooth(SG,1x1)  
1613B-CS3+PERF-011D H7-19-CCV-0606



7-190912B09 Smooth(SG,1x1)  
1613B-CS3+PERF-011D H7-19-CCV-0606



Quantify Sample Report MassLynx MassLynx V4.1 SCN 901

Dataset: C:\MassLynx\Dioxin.PRO\Result Files\7-190912B2-Q1-0913TP.qld

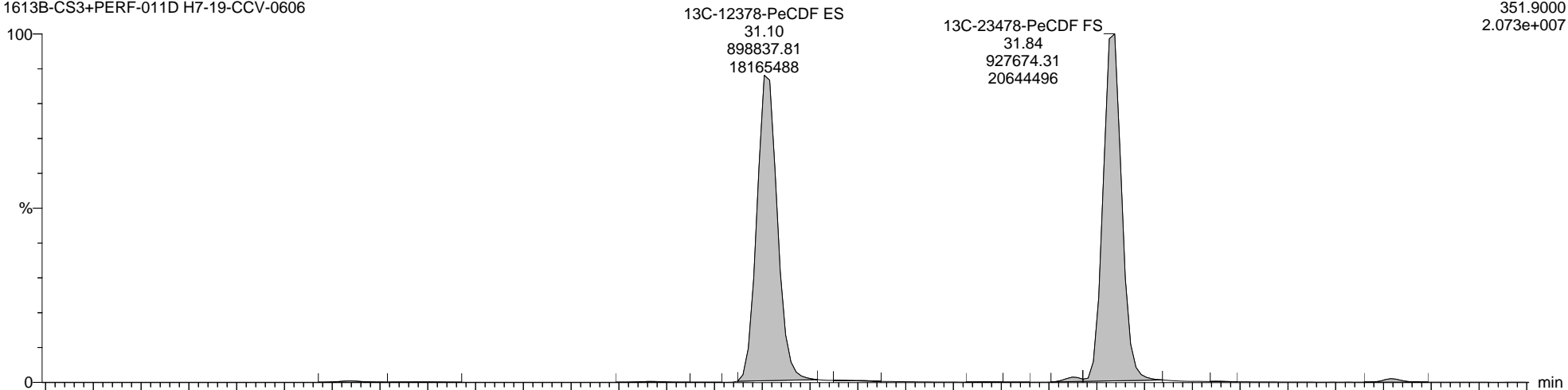
Last Altered: Friday, September 13, 2019 13:44:45 Eastern Daylight Time  
Printed: Monday, September 23, 2019 15:33:08 Eastern Daylight Time

Name: 7-190912B09, Date: 12-Sep-2019, Time: 21:00:23, ID: H7-19-CCV-0606, Description: 1613B-CS3+PERF-011D, Vial: Tray1:1

13C-12378-PeCDF ES

7-190912B09 Smooth(SG,1x1)  
1613B-CS3+PERF-011D H7-19-CCV-0606

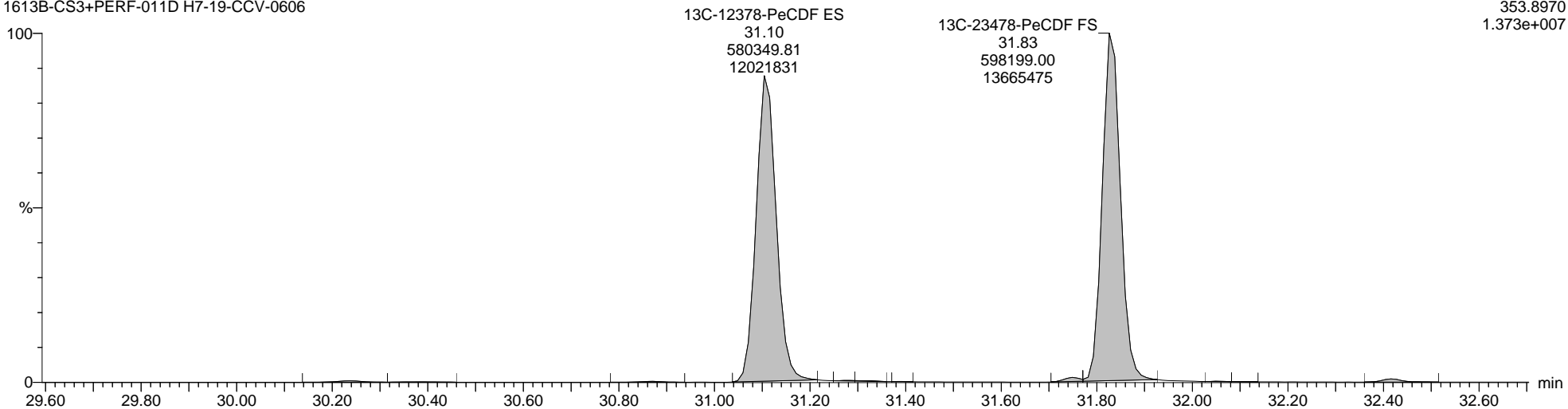
F2:Voltage SIR,EI+  
351.9000  
2.073e+007



7-190912B09 Smooth(SG,1x1)

1613B-CS3+PERF-011D H7-19-CCV-0606

F2:Voltage SIR,EI+  
353.8970  
1.373e+007



Quantify Sample Report MassLynx MassLynx V4.1 SCN 901

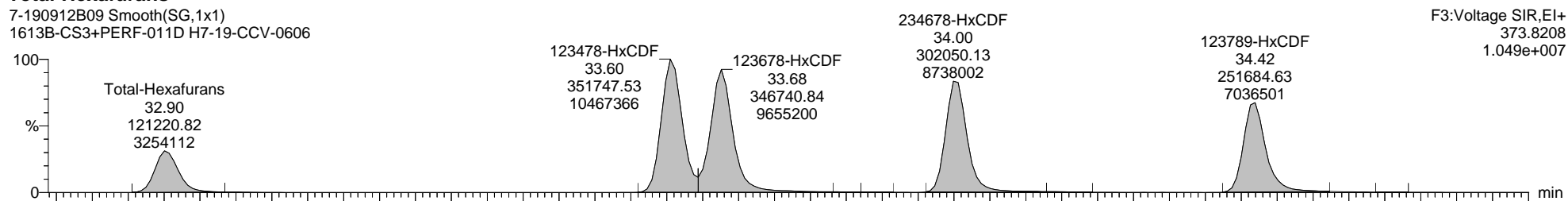
Dataset: C:\MassLynx\Dioxin.PRO\Result Files\7-190912B2-Q1-0913TP.qld

Last Altered: Friday, September 13, 2019 13:44:45 Eastern Daylight Time  
Printed: Monday, September 23, 2019 15:33:08 Eastern Daylight Time

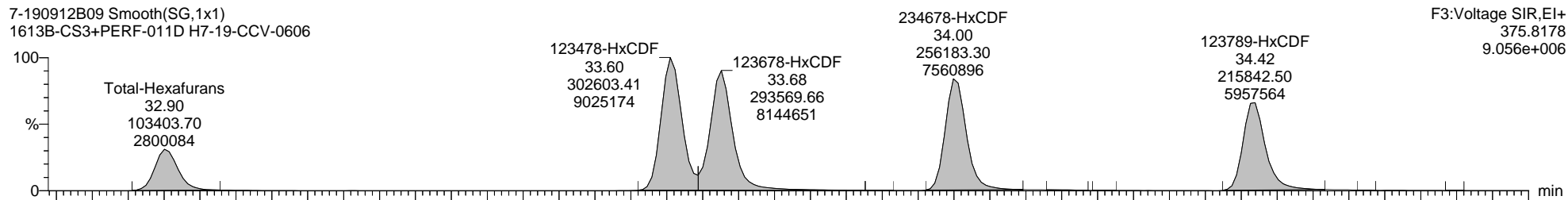
Name: 7-190912B09, Date: 12-Sep-2019, Time: 21:00:23, ID: H7-19-CCV-0606, Description: 1613B-CS3+PERF-011D, Vial: Tray1:1

Total-Hexafurans

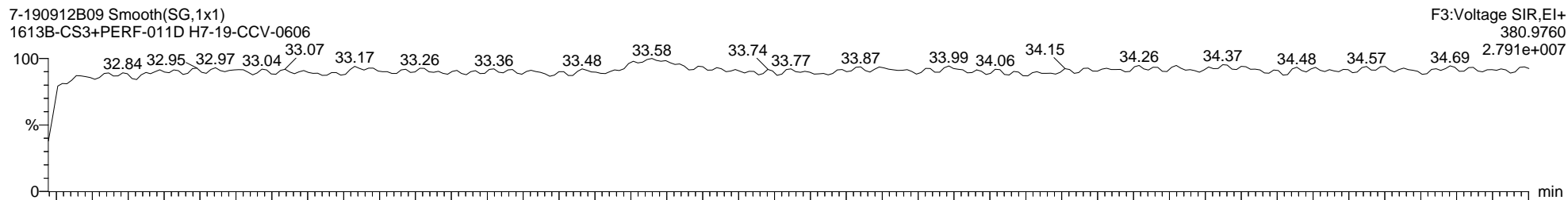
7-190912B09 Smooth(SG,1x1)  
1613B-CS3+PERF-011D H7-19-CCV-0606



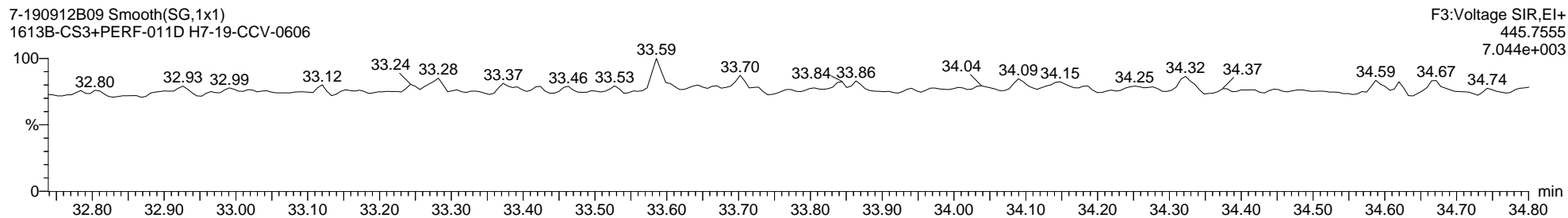
7-190912B09 Smooth(SG,1x1)  
1613B-CS3+PERF-011D H7-19-CCV-0606



7-190912B09 Smooth(SG,1x1)  
1613B-CS3+PERF-011D H7-19-CCV-0606



7-190912B09 Smooth(SG,1x1)  
1613B-CS3+PERF-011D H7-19-CCV-0606



Quantify Sample Report MassLynx MassLynx V4.1 SCN 901

Dataset: C:\MassLynx\Dioxin.PRO\Result Files\7-190912B2-Q1-0913TP.qld

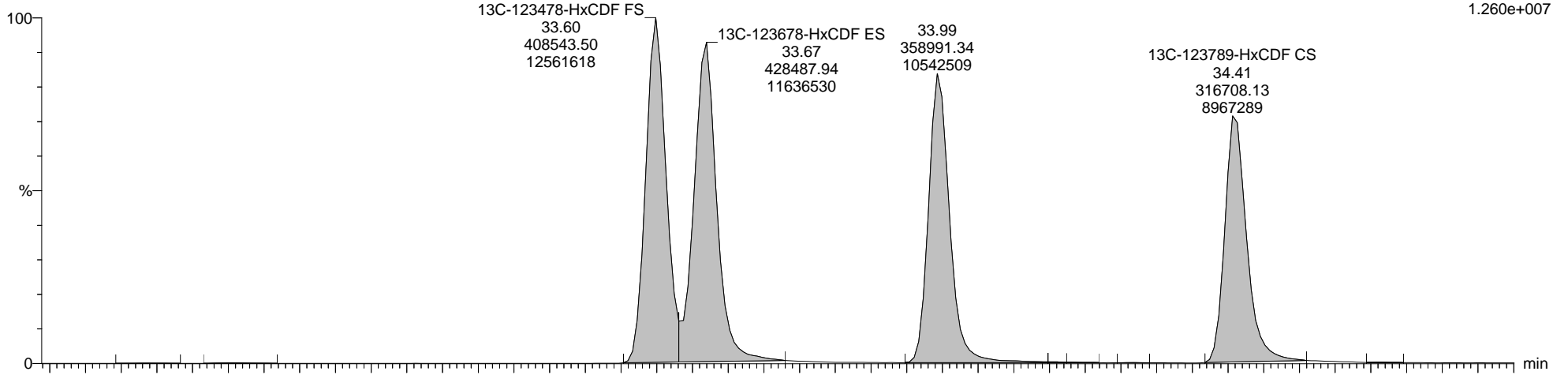
Last Altered: Friday, September 13, 2019 13:44:45 Eastern Daylight Time  
Printed: Monday, September 23, 2019 15:33:08 Eastern Daylight Time

Name: 7-190912B09, Date: 12-Sep-2019, Time: 21:00:23, ID: H7-19-CCV-0606, Description: 1613B-CS3+PERF-011D, Vial: Tray1:1

13C-123678-HxCDF ES

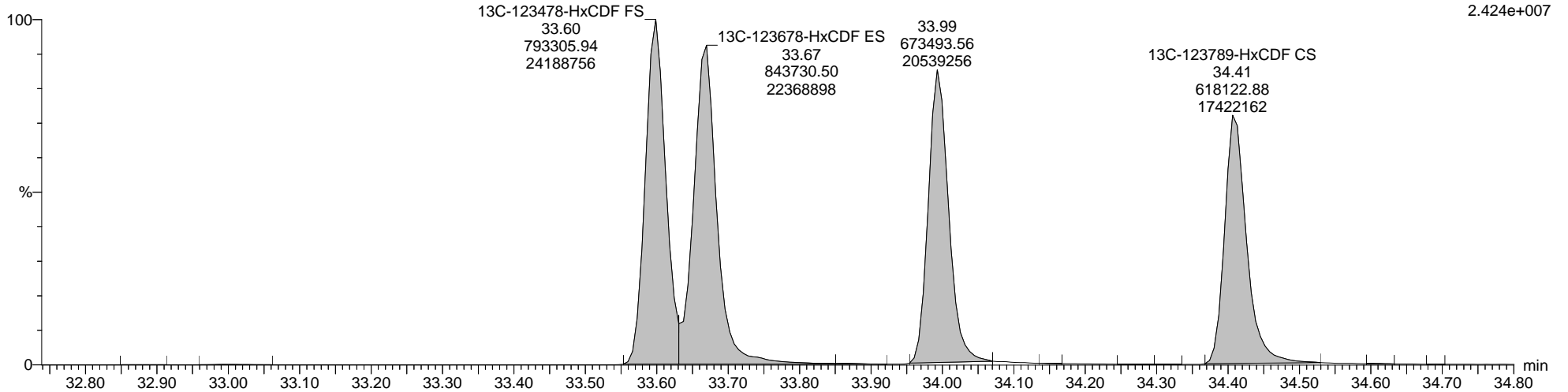
7-190912B09 Smooth(SG,1x1)  
1613B-CS3+PERF-011D H7-19-CCV-0606

F3:Voltage SIR,EI+  
383.8639  
1.260e+007



7-190912B09 Smooth(SG,1x1)  
1613B-CS3+PERF-011D H7-19-CCV-0606

F3:Voltage SIR,EI+  
385.8610  
2.424e+007



Quantify Sample Report MassLynx MassLynx V4.1 SCN 901

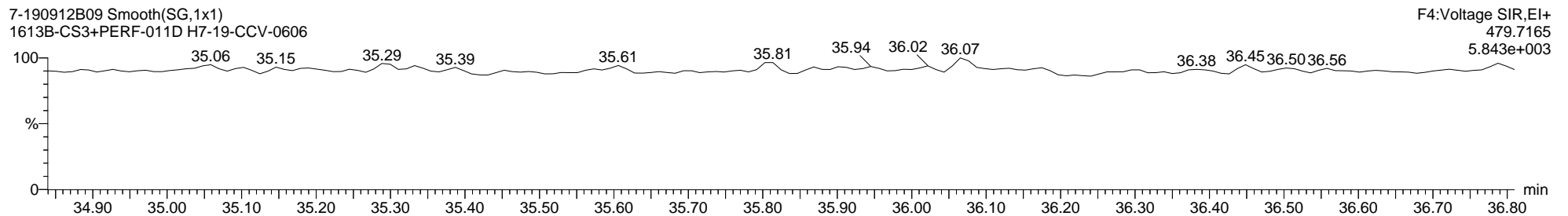
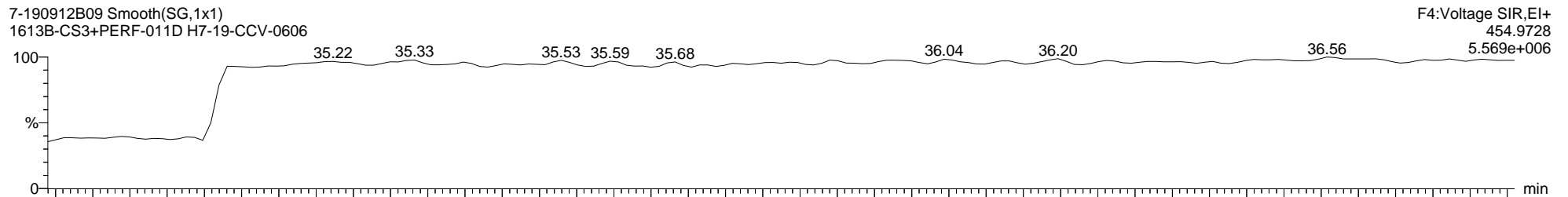
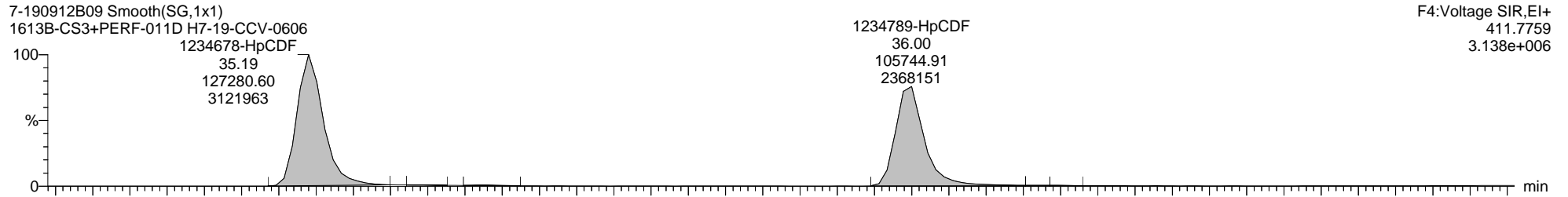
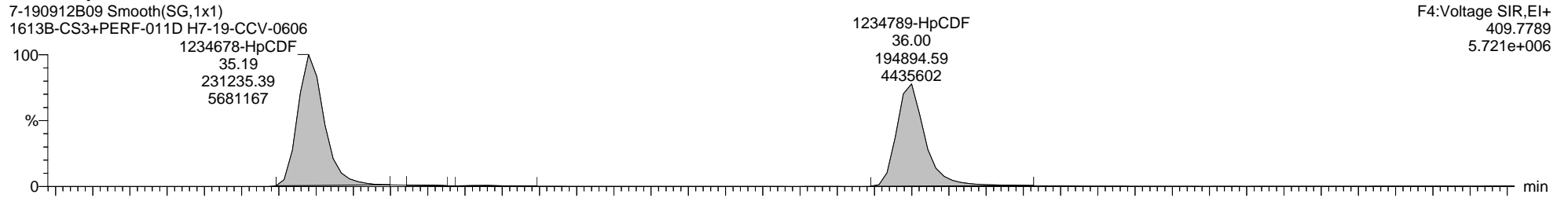
Dataset: C:\MassLynx\Dioxin.PRO\Result Files\7-190912B2-Q1-0913TP.qld

Last Altered: Friday, September 13, 2019 13:44:45 Eastern Daylight Time

Printed: Monday, September 23, 2019 15:33:08 Eastern Daylight Time

Name: 7-190912B09, Date: 12-Sep-2019, Time: 21:00:23, ID: H7-19-CCV-0606, Description: 1613B-CS3+PERF-011D, Vial: Tray1:1

Total-Heptafurans



Quantify Sample Report MassLynx MassLynx V4.1 SCN 901

Dataset: C:\MassLynx\Dioxin.PRO\Result Files\7-190912B2-Q1-0913TP.qld

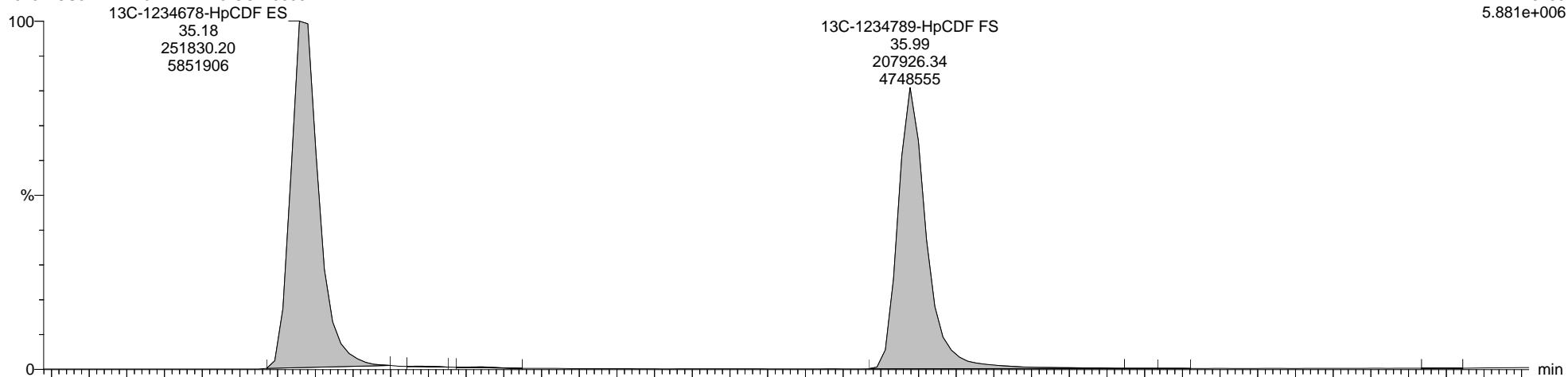
Last Altered: Friday, September 13, 2019 13:44:45 Eastern Daylight Time  
Printed: Monday, September 23, 2019 15:33:08 Eastern Daylight Time

Name: 7-190912B09, Date: 12-Sep-2019, Time: 21:00:23, ID: H7-19-CCV-0606, Description: 1613B-CS3+PERF-011D, Vial: Tray1:1

13C-1234678-HpCDF ES

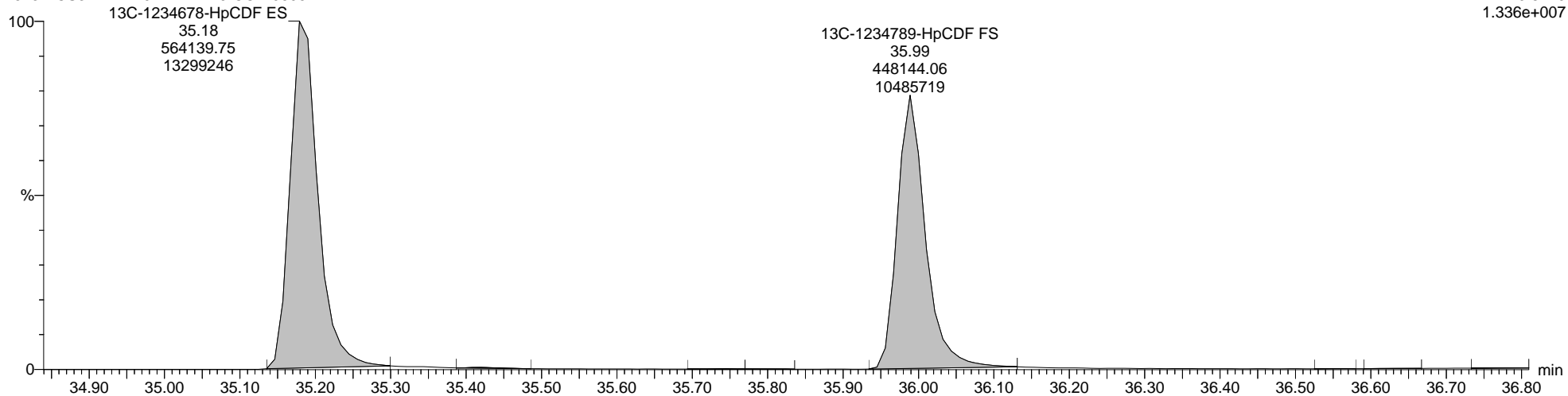
7-190912B09 Smooth(SG,1x1)  
1613B-CS3+PERF-011D H7-19-CCV-0606

F4:Voltage SIR,EI+  
417.8253  
5.881e+006



7-190912B09 Smooth(SG,1x1)  
1613B-CS3+PERF-011D H7-19-CCV-0606

F4:Voltage SIR,EI+  
419.8220  
1.336e+007



Quantify Sample Report MassLynx MassLynx V4.1 SCN 901

Dataset: C:\MassLynx\Dioxin.PRO\Result Files\7-190912B2-Q1-0913TP.qld

Last Altered: Friday, September 13, 2019 13:44:45 Eastern Daylight Time

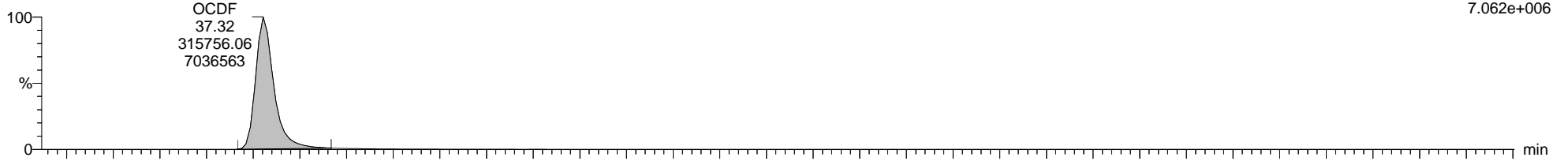
Printed: Monday, September 23, 2019 15:33:08 Eastern Daylight Time

Name: 7-190912B09, Date: 12-Sep-2019, Time: 21:00:23, ID: H7-19-CCV-0606, Description: 1613B-CS3+PERF-011D, Vial: Tray1:1

Totals-OCDF

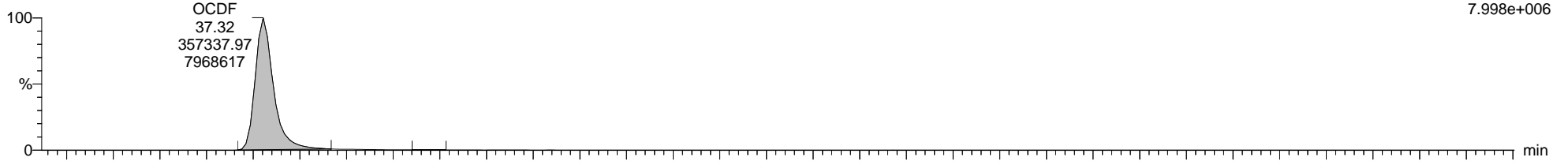
7-190912B09 Smooth(SG,1x1)  
1613B-CS3+PERF-011D H7-19-CCV-0606

F5:Voltage SIR,EI+  
441.7428  
7.062e+006



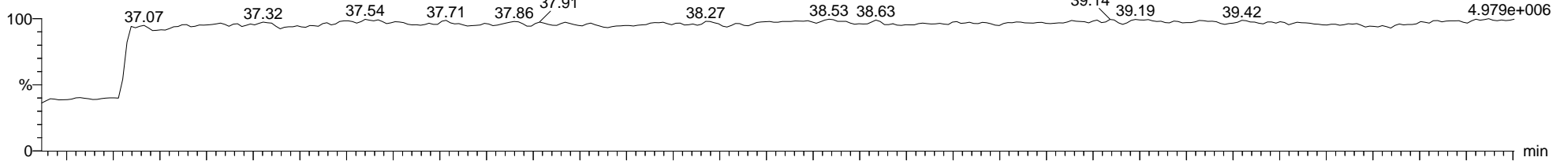
7-190912B09 Smooth(SG,1x1)  
1613B-CS3+PERF-011D H7-19-CCV-0606

F5:Voltage SIR,EI+  
443.7398  
7.998e+006



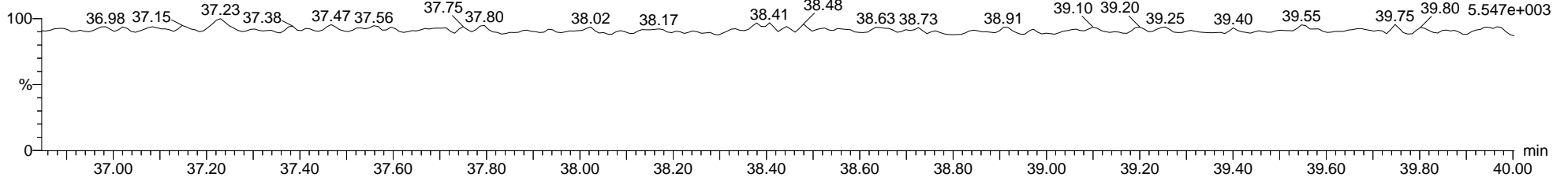
7-190912B09 Smooth(SG,1x1)  
1613B-CS3+PERF-011D H7-19-CCV-0606

F5:Voltage SIR,EI+  
454.9728  
4.979e+006



7-190912B09 Smooth(SG,1x1)  
1613B-CS3+PERF-011D H7-19-CCV-0606

F5:Voltage SIR,EI+  
513.6775  
5.547e+003



Dataset: C:\MassLynx\Dioxin.PRO\Result Files\7-190912B2-Q1-0913TP.qld

Last Altered: Friday, September 13, 2019 13:44:45 Eastern Daylight Time

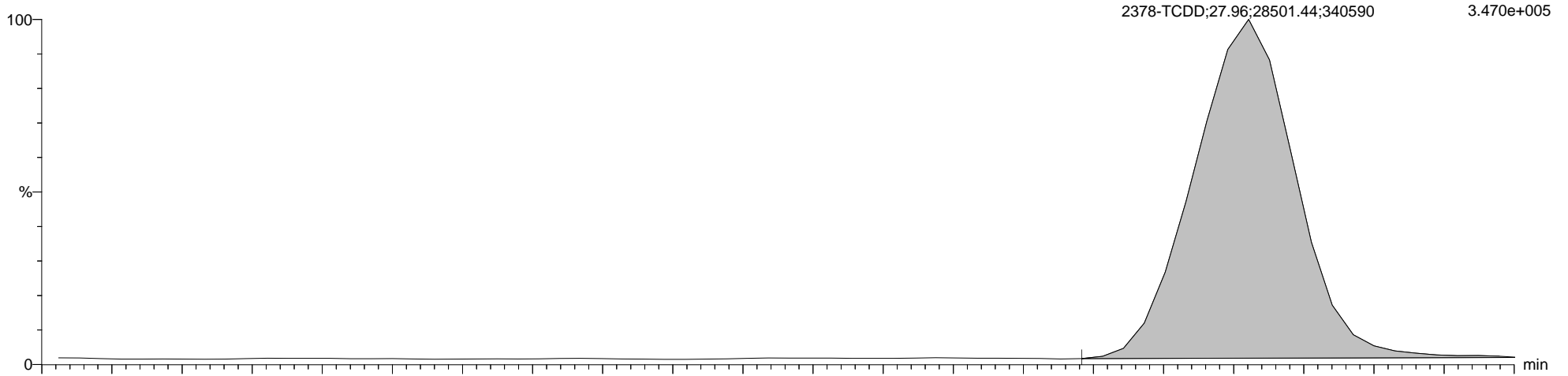
Printed: Monday, September 23, 2019 15:33:08 Eastern Daylight Time

Name: 7-190912B10, Date: 12-Sep-2019, Time: 21:51:19, ID: WG3136778-2, Description: DX LCS, Vial: Tray1:8

2378-TCDD

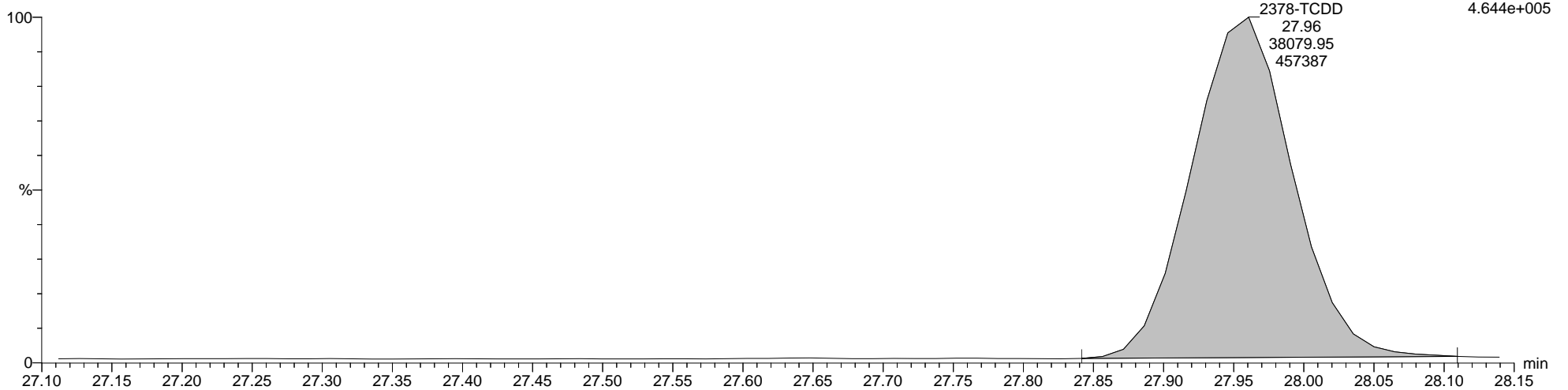
7-190912B10 Smooth(SG,1x1)  
DX LCS WG3136778-2

F1:Voltage SIR,EI+  
319.8965  
3.470e+005



7-190912B10 Smooth(SG,1x1)  
DX LCS WG3136778-2

F1:Voltage SIR,EI+  
321.8936  
4.644e+005





Quantify Sample Report MassLynx MassLynx V4.1 SCN 901

Dataset: C:\MassLynx\Dioxin.PRO\Result Files\7-190912B2-Q1-0913TP.qld


Last Altered: Friday, September 13, 2019 13:44:45 Eastern Daylight Time  
Printed: Monday, September 23, 2019 15:33:08 Eastern Daylight Time

Name: 7-190912B10, Date: 12-Sep-2019, Time: 21:51:19, ID: WG3136778-2, Description: DX LCS, Vial: Tray1:8

Total-Tetradoxins


7-190912B10 Smooth(SG,1x1)  
DX LCS WG3136778-2

F1:Voltage SIR,EI+  
319.8965  
3.470e+005



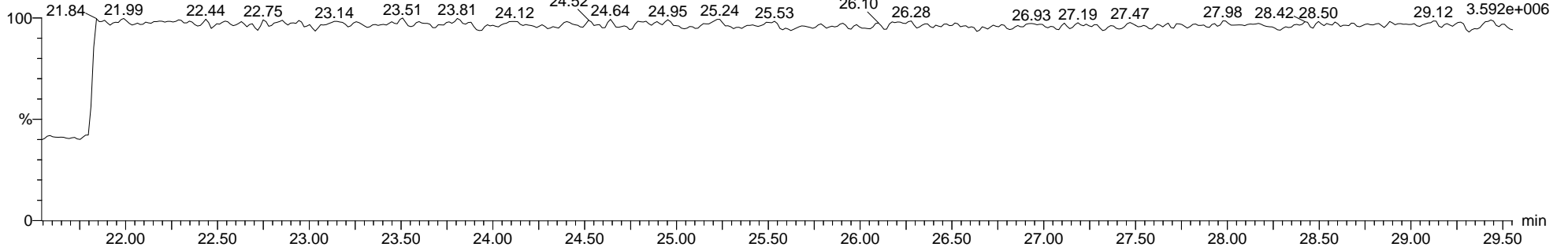
7-190912B10 Smooth(SG,1x1)  
DX LCS WG3136778-2

F1:Voltage SIR,EI+  
321.8936  
4.644e+005



7-190912B10 Smooth(SG,1x1)  
DX LCS WG3136778-2

F1:Voltage SIR,EI+  
316.9824  
3.592e+006



Dataset: C:\MassLynx\Dioxin.PRO\Result Files\7-190912B2-Q1-0913TP.qld

Last Altered: Friday, September 13, 2019 13:44:45 Eastern Daylight Time


Printed: Monday, September 23, 2019 15:33:08 Eastern Daylight Time

Name: 7-190912B10, Date: 12-Sep-2019, Time: 21:51:19, ID: WG3136778-2, Description: DX LCS, Vial: Tray1:8

**13C-2378-TCDD ES**

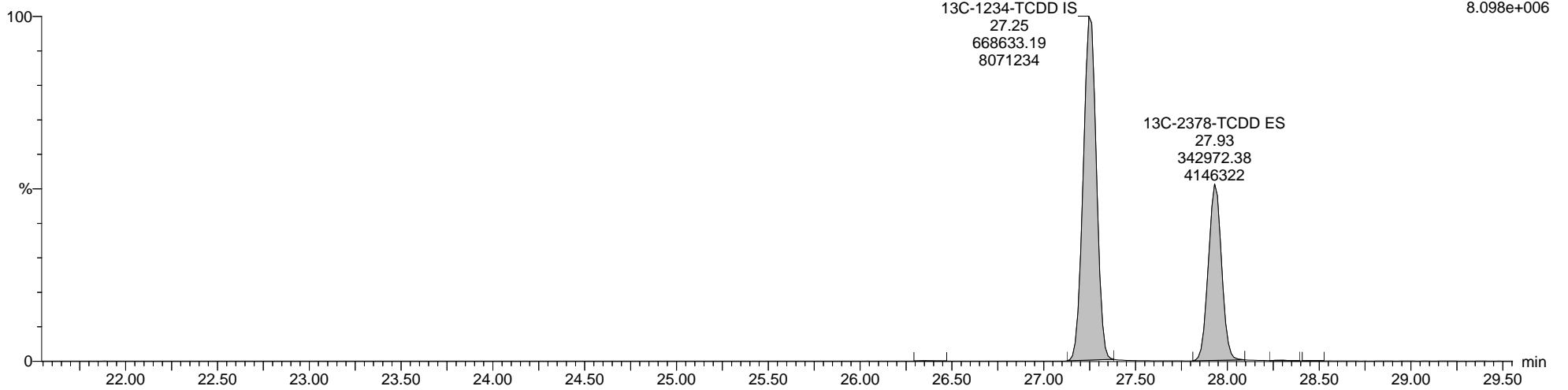
7-190912B10 Smooth(SG,1x1)  
DX LCS WG3136778-2

F1:Voltage SIR,EI+  
331.9368  
6.433e+006



7-190912B10 Smooth(SG,1x1)  
DX LCS WG3136778-2

F1:Voltage SIR,EI+  
333.9339  
8.098e+006



Quantify Sample Report MassLynx MassLynx V4.1 SCN 901

Dataset: C:\MassLynx\Dioxin.PRO\Result Files\7-190912B2-Q1-0913TP.qld

Last Altered: Friday, September 13, 2019 13:44:45 Eastern Daylight Time

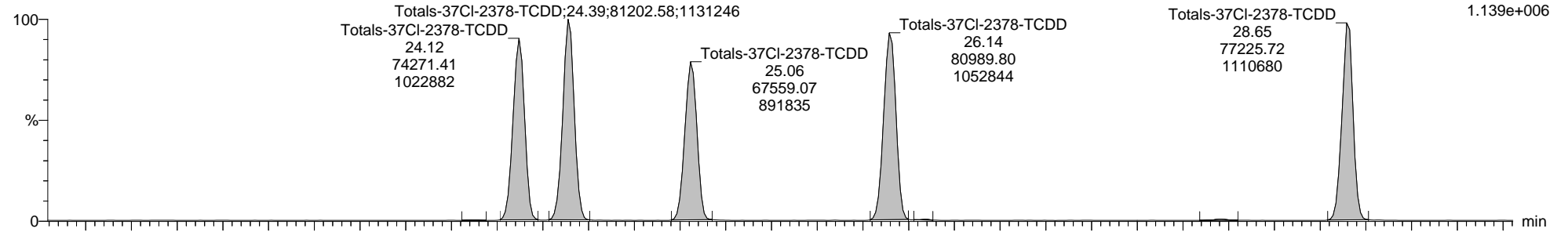
Printed: Monday, September 23, 2019 15:33:08 Eastern Daylight Time

Name: 7-190912B10, Date: 12-Sep-2019, Time: 21:51:19, ID: WG3136778-2, Description: DX LCS, Vial: Tray1:8

Totals-37Cl-2378-TCDD

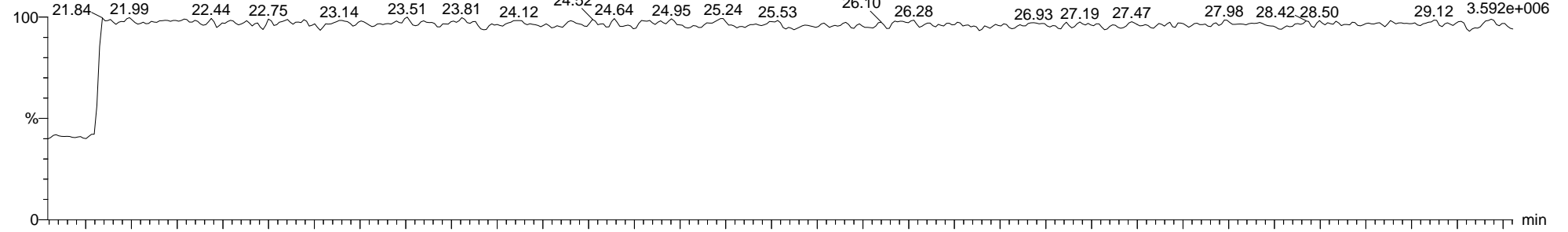
7-190912B10 Smooth(SG,1x1)  
DX LCS WG3136778-2

F1:Voltage SIR,EI+  
327.8847  
1.139e+006



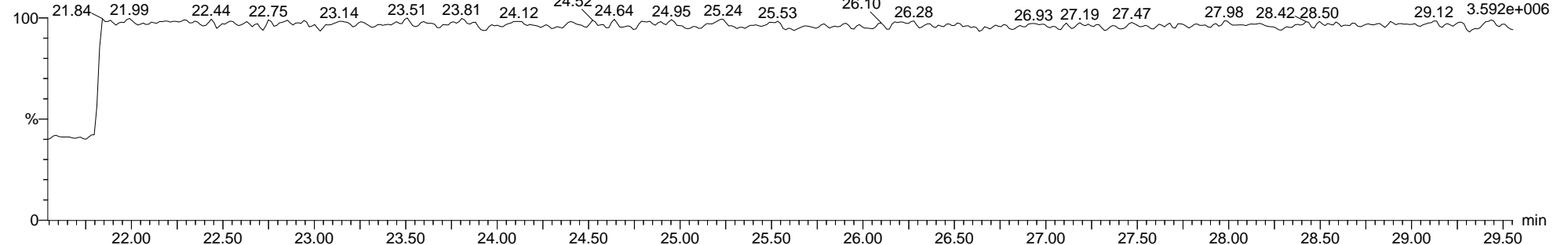
7-190912B10 Smooth(SG,1x1)  
DX LCS WG3136778-2

F1:Voltage SIR,EI+  
316.9824  
3.592e+006



7-190912B10 Smooth(SG,1x1)  
DX LCS WG3136778-2

F1:Voltage SIR,EI+  
316.9824  
3.592e+006



Quantify Sample Report MassLynx MassLynx V4.1 SCN 901

Dataset: C:\MassLynx\Dioxin.PRO\Result Files\7-190912B2-Q1-0913TP.qld

Last Altered: Friday, September 13, 2019 13:44:45 Eastern Daylight Time


Printed: Monday, September 23, 2019 15:33:08 Eastern Daylight Time

Name: 7-190912B10, Date: 12-Sep-2019, Time: 21:51:19, ID: WG3136778-2, Description: DX LCS, Vial: Tray1:8

Total-Pentadioxins


7-190912B10 Smooth(SG,1x1)  
DX LCS WG3136778-2

F2:Voltage SIR,EI+  
355.8546  
4.382e+006



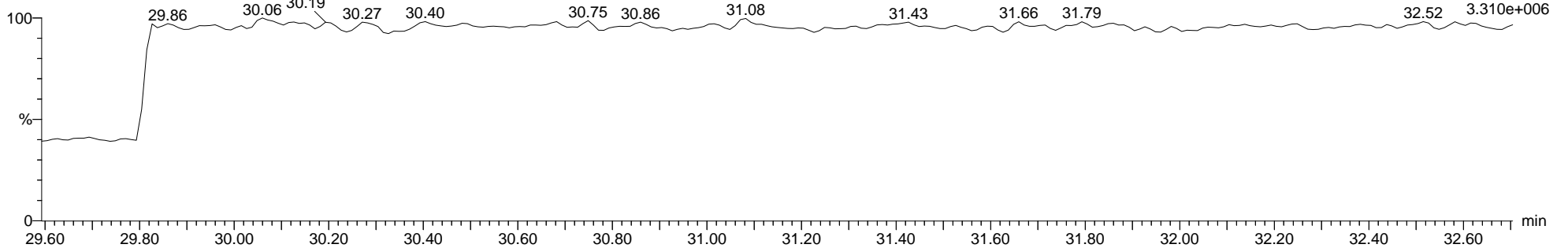
7-190912B10 Smooth(SG,1x1)  
DX LCS WG3136778-2

F2:Voltage SIR,EI+  
353.8576  
2.741e+006



7-190912B10 Smooth(SG,1x1)  
DX LCS WG3136778-2

F2:Voltage SIR,EI+  
366.9792  
3.310e+006



Quantify Sample Report

MassLynx MassLynx V4.1 SCN 901

Dataset: C:\MassLynx\Dioxin.PRO\Result Files\7-190912B2-Q1-0913TP.qld

Last Altered: Friday, September 13, 2019 13:44:45 Eastern Daylight Time


Printed: Monday, September 23, 2019 15:33:08 Eastern Daylight Time

Name: 7-190912B10, Date: 12-Sep-2019, Time: 21:51:19, ID: WG3136778-2, Description: DX LCS, Vial: Tray1:8

13C-12378-PeCDD ES

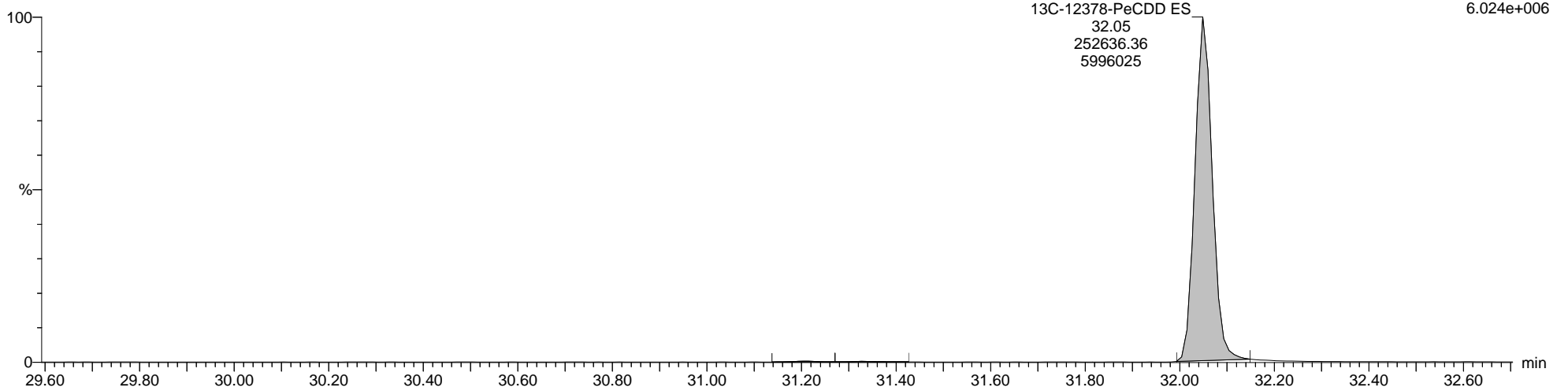
7-190912B10 Smooth(SG,1x1)  
DX LCS WG3136778-2

F2:Voltage SIR,EI+  
367.8949  
9.515e+006



7-190912B10 Smooth(SG,1x1)  
DX LCS WG3136778-2

F2:Voltage SIR,EI+  
365.8978  
6.024e+006



Quantify Sample Report MassLynx MassLynx V4.1 SCN 901

Dataset: C:\MassLynx\Dioxin.PRO\Result Files\7-190912B2-Q1-0913TP.qld

Last Altered: Friday, September 13, 2019 13:44:45 Eastern Daylight Time


Printed: Monday, September 23, 2019 15:33:08 Eastern Daylight Time

Name: 7-190912B10, Date: 12-Sep-2019, Time: 21:51:19, ID: WG3136778-2, Description: DX LCS, Vial: Tray1:8

Total-Hexadioxins


7-190912B10 Smooth(SG,1x1)  
DX LCS WG3136778-2

F3:Voltage SIR,EI+  
389.8157  
4.745e+006



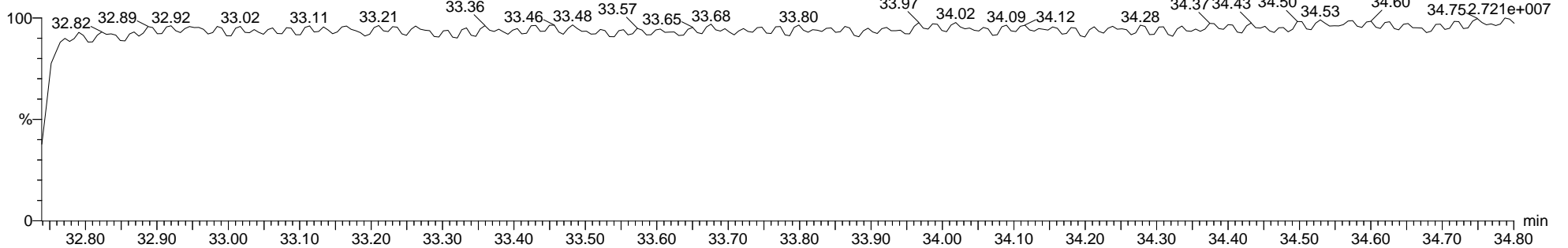
7-190912B10 Smooth(SG,1x1)  
DX LCS WG3136778-2

F3:Voltage SIR,EI+  
391.8127  
3.860e+006



7-190912B10 Smooth(SG,1x1)  
DX LCS WG3136778-2

F3:Voltage SIR,EI+  
380.9760  
34.752.721e+007



Dataset: C:\MassLynx\Dioxin.PRO\Result Files\7-190912B2-Q1-0913TP.qld

Last Altered: Friday, September 13, 2019 13:44:45 Eastern Daylight Time


Printed: Monday, September 23, 2019 15:33:08 Eastern Daylight Time

Name: 7-190912B10, Date: 12-Sep-2019, Time: 21:51:19, ID: WG3136778-2, Description: DX LCS, Vial: Tray1:8

13C-123678-HxCDD ES

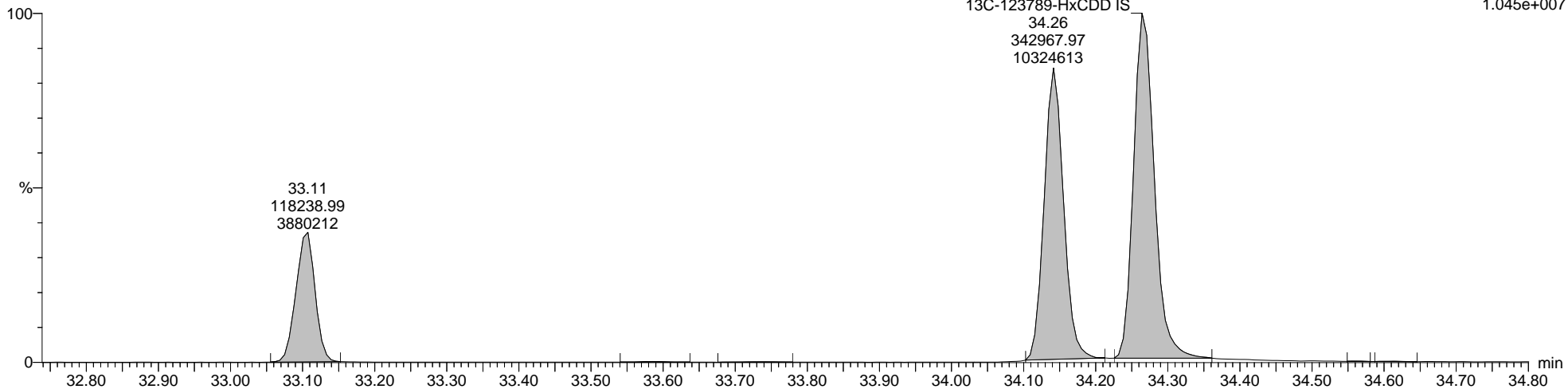
7-190912B10 Smooth(SG,1x1)  
DX LCS WG3136778-2

F3:Voltage SIR,EI+  
401.8559  
1.280e+007



7-190912B10 Smooth(SG,1x1)  
DX LCS WG3136778-2

F3:Voltage SIR,EI+  
403.8530  
1.045e+007



Quantify Sample Report MassLynx MassLynx V4.1 SCN 901

Dataset: C:\MassLynx\Dioxin.PRO\Result Files\7-190912B2-Q1-0913TP.qld

Last Altered: Friday, September 13, 2019 13:44:45 Eastern Daylight Time

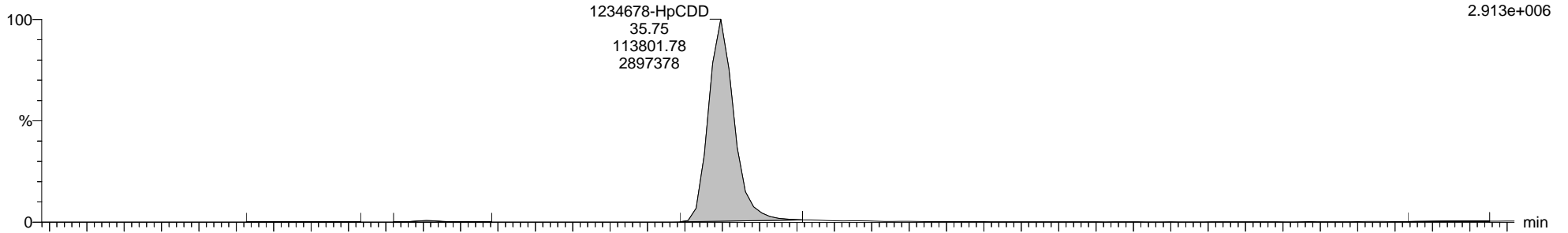
Printed: Monday, September 23, 2019 15:33:08 Eastern Daylight Time

Name: 7-190912B10, Date: 12-Sep-2019, Time: 21:51:19, ID: WG3136778-2, Description: DX LCS, Vial: Tray1:8

Total-Heptadioxins

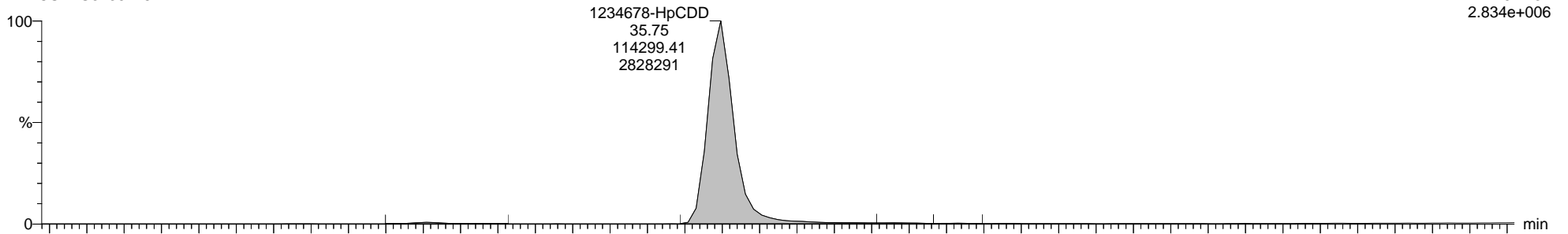
7-190912B10 Smooth(SG,1x1)  
DX LCS WG3136778-2

F4:Voltage SIR,EI+  
423.7766  
2.913e+006



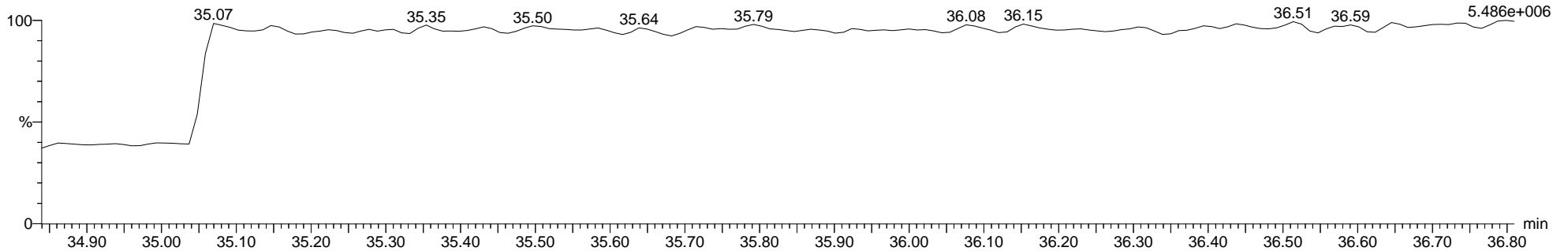
7-190912B10 Smooth(SG,1x1)  
DX LCS WG3136778-2

F4:Voltage SIR,EI+  
425.7737  
2.834e+006



7-190912B10 Smooth(SG,1x1)  
DX LCS WG3136778-2

F4:Voltage SIR,EI+  
454.9728  
5.486e+006





Quantify Sample Report MassLynx MassLynx V4.1 SCN 901

Dataset: C:\MassLynx\Dioxin.PRO\Result Files\7-190912B2-Q1-0913TP.qld

Last Altered: Friday, September 13, 2019 13:44:45 Eastern Daylight Time

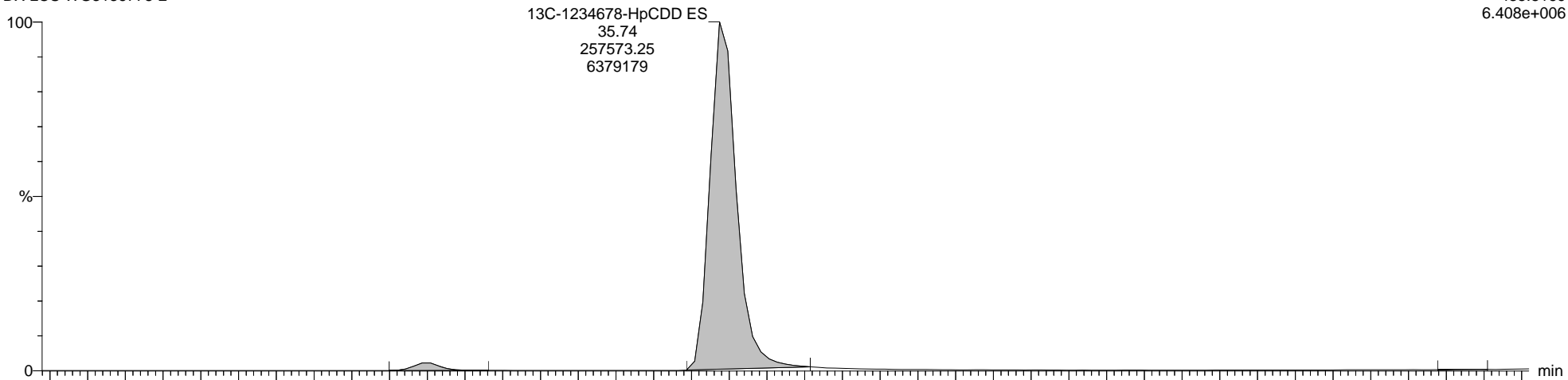
Printed: Monday, September 23, 2019 15:33:08 Eastern Daylight Time

Name: 7-190912B10, Date: 12-Sep-2019, Time: 21:51:19, ID: WG3136778-2, Description: DX LCS, Vial: Tray1:8

13C-1234678-HpCDD ES

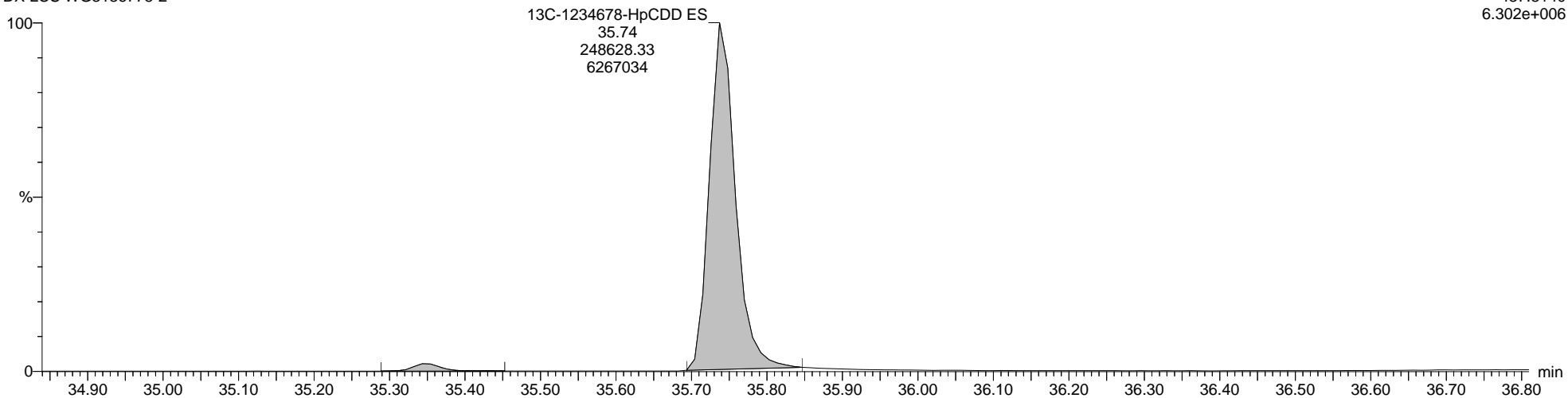
7-190912B10 Smooth(SG,1x1)  
DX LCS WG3136778-2

F4:Voltage SIR,EI+  
435.8169  
6.408e+006



7-190912B10 Smooth(SG,1x1)  
DX LCS WG3136778-2

F4:Voltage SIR,EI+  
437.8140  
6.302e+006



Quantify Sample Report MassLynx MassLynx V4.1 SCN 901

Dataset: C:\MassLynx\Dioxin.PRO\Result Files\7-190912B2-Q1-0913TP.qld


Last Altered: Friday, September 13, 2019 13:44:45 Eastern Daylight Time  
Printed: Monday, September 23, 2019 15:33:08 Eastern Daylight Time

Name: 7-190912B10, Date: 12-Sep-2019, Time: 21:51:19, ID: WG3136778-2, Description: DX LCS, Vial: Tray1:8

Total-OCDD


7-190912B10 Smooth(SG,1x1)  
DX LCS WG3136778-2

F5:Voltage SIR,EI+  
457.7377  
4.194e+006



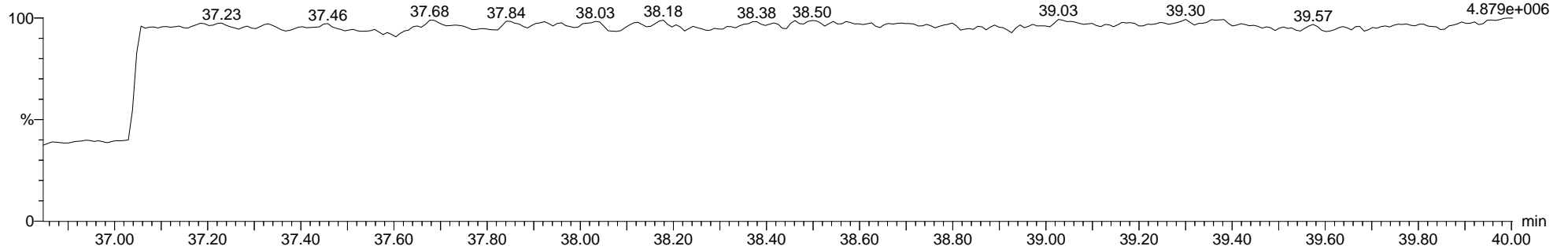
7-190912B10 Smooth(SG,1x1)  
DX LCS WG3136778-2

F5:Voltage SIR,EI+  
459.7348  
4.643e+006



7-190912B10 Smooth(SG,1x1)  
DX LCS WG3136778-2

F5:Voltage SIR,EI+  
454.9728  
4.879e+006



Quantify Sample Report

MassLynx MassLynx V4.1 SCN 901

Dataset: C:\MassLynx\Dioxin.PRO\Result Files\7-190912B2-Q1-0913TP.qld

Last Altered: Friday, September 13, 2019 13:44:45 Eastern Daylight Time


Printed: Monday, September 23, 2019 15:33:08 Eastern Daylight Time

Name: 7-190912B10, Date: 12-Sep-2019, Time: 21:51:19, ID: WG3136778-2, Description: DX LCS, Vial: Tray1:8

13C-OCDD ES

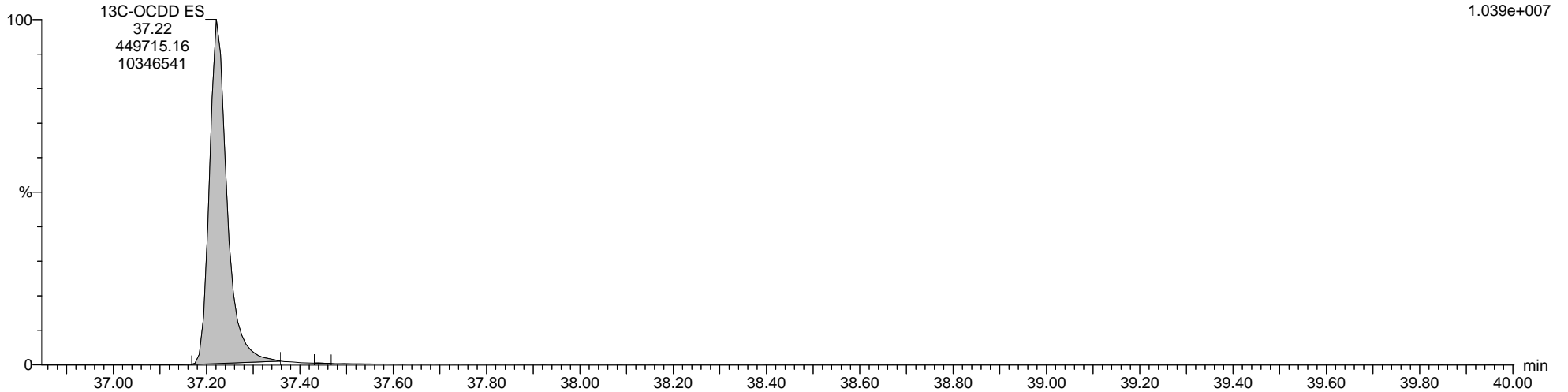
7-190912B10 Smooth(SG,1x1)  
DX LCS WG3136778-2

F5:Voltage SIR,EI+  
469.7779  
9.218e+006



7-190912B10 Smooth(SG,1x1)  
DX LCS WG3136778-2

F5:Voltage SIR,EI+  
471.7750  
1.039e+007



Quantify Sample Report MassLynx MassLynx V4.1 SCN 901

Dataset: C:\MassLynx\Dioxin.PRO\Result Files\7-190912B2-Q1-0913TP.qld

Last Altered: Friday, September 13, 2019 13:44:45 Eastern Daylight Time

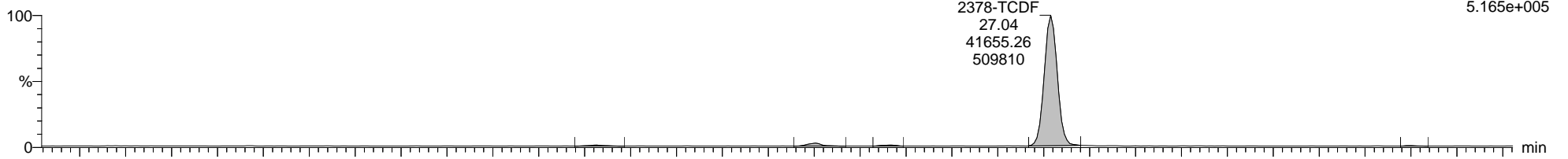
Printed: Monday, September 23, 2019 15:33:08 Eastern Daylight Time

Name: 7-190912B10, Date: 12-Sep-2019, Time: 21:51:19, ID: WG3136778-2, Description: DX LCS, Vial: Tray1:8

Total-Tetrafurans

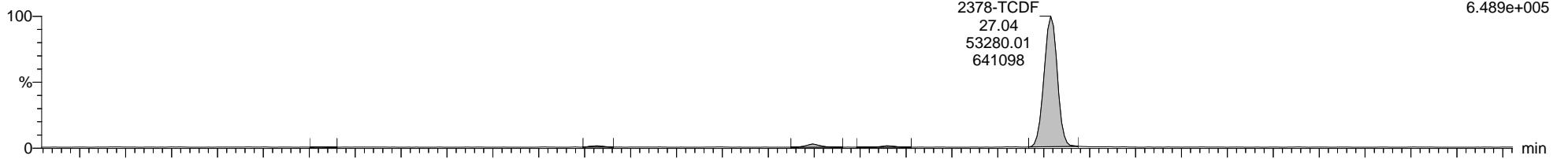
7-190912B10 Smooth(SG,1x1)  
DX LCS WG3136778-2

F1:Voltage SIR,EI+  
303.9016  
5.165e+005



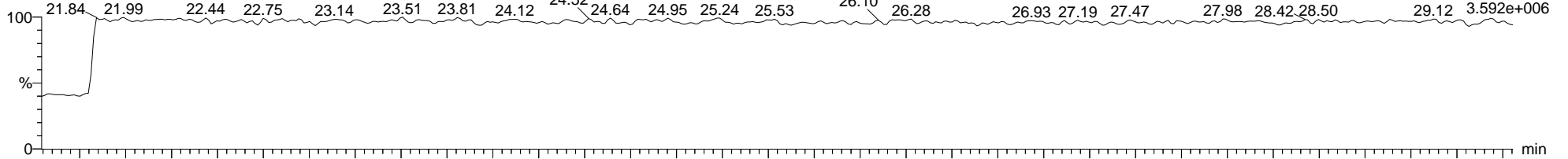
7-190912B10 Smooth(SG,1x1)  
DX LCS WG3136778-2

F1:Voltage SIR,EI+  
305.8987  
6.489e+005



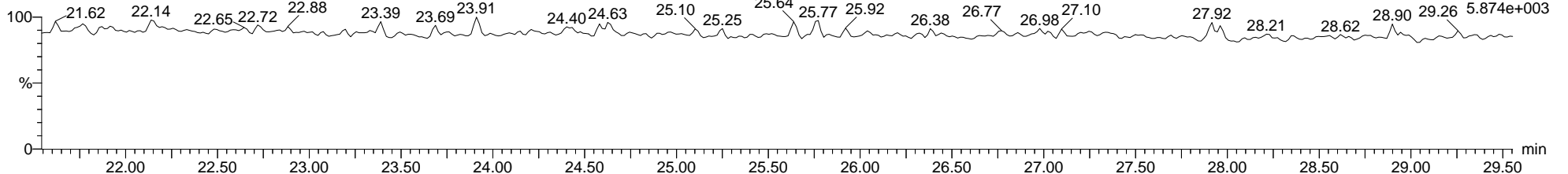
7-190912B10 Smooth(SG,1x1)  
DX LCS WG3136778-2

F1:Voltage SIR,EI+  
316.9824  
3.592e+006



7-190912B10 Smooth(SG,1x1)  
DX LCS WG3136778-2

F1:Voltage SIR,EI+  
375.8364  
5.874e+003



Dataset: C:\MassLynx\Dioxin.PRO\Result Files\7-190912B2-Q1-0913TP.qld

Last Altered: Friday, September 13, 2019 13:44:45 Eastern Daylight Time

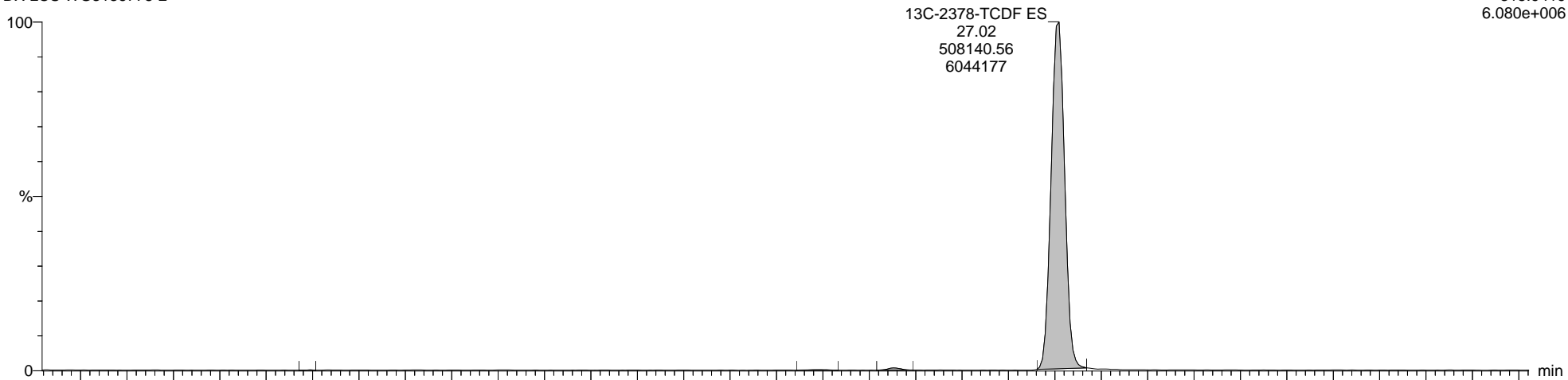
Printed: Monday, September 23, 2019 15:33:08 Eastern Daylight Time

Name: 7-190912B10, Date: 12-Sep-2019, Time: 21:51:19, ID: WG3136778-2, Description: DX LCS, Vial: Tray1:8

13C-2378-TCDF ES

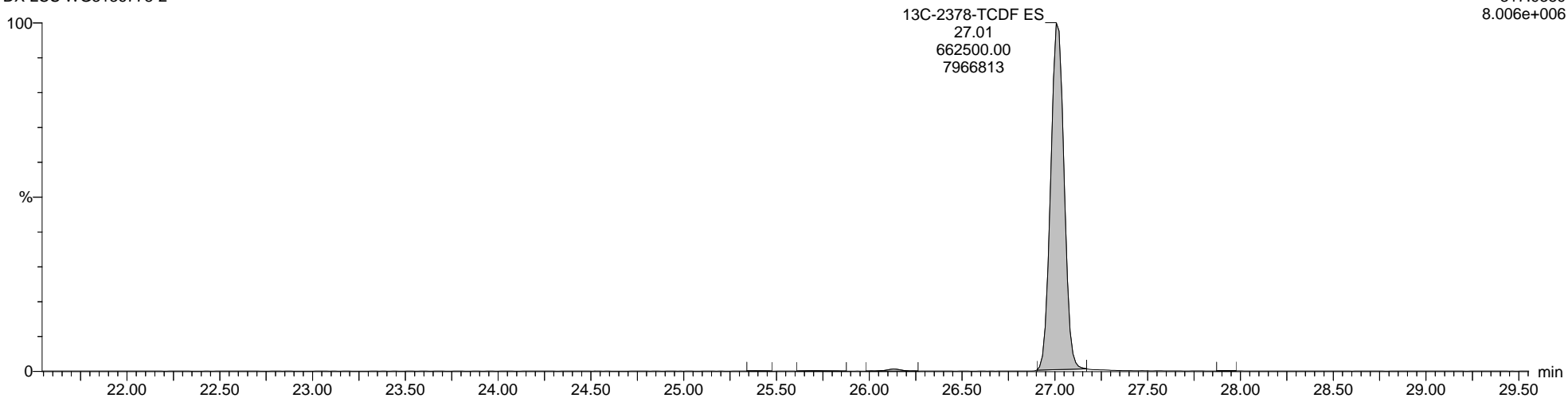
7-190912B10 Smooth(SG,1x1)  
DX LCS WG3136778-2

F1:Voltage SIR,EI+  
315.9419  
6.080e+006



7-190912B10 Smooth(SG,1x1)  
DX LCS WG3136778-2

F1:Voltage SIR,EI+  
317.9389  
8.006e+006



Quantify Sample Report MassLynx MassLynx V4.1 SCN 901

Dataset: C:\MassLynx\Dioxin.PRO\Result Files\7-190912B2-Q1-0913TP.qld

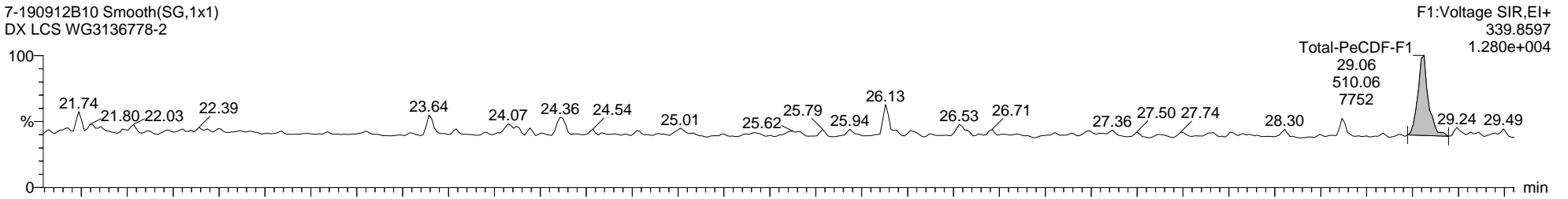
Last Altered: Friday, September 13, 2019 13:44:45 Eastern Daylight Time

Printed: Monday, September 23, 2019 15:33:08 Eastern Daylight Time

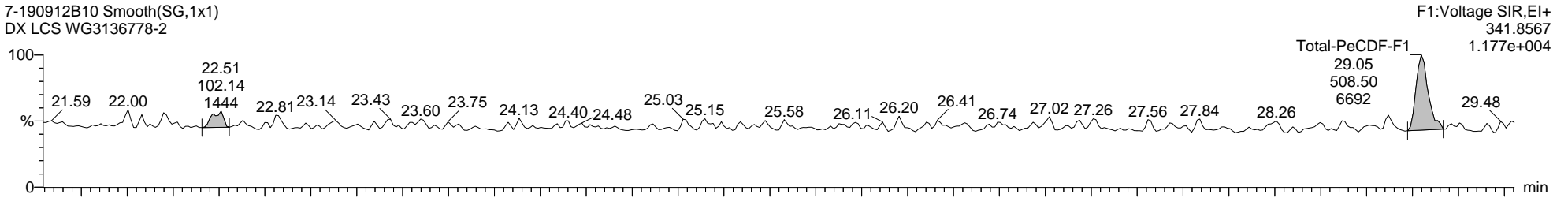
Name: 7-190912B10, Date: 12-Sep-2019, Time: 21:51:19, ID: WG3136778-2, Description: DX LCS, Vial: Tray1:8

Total-PeCDF-F1

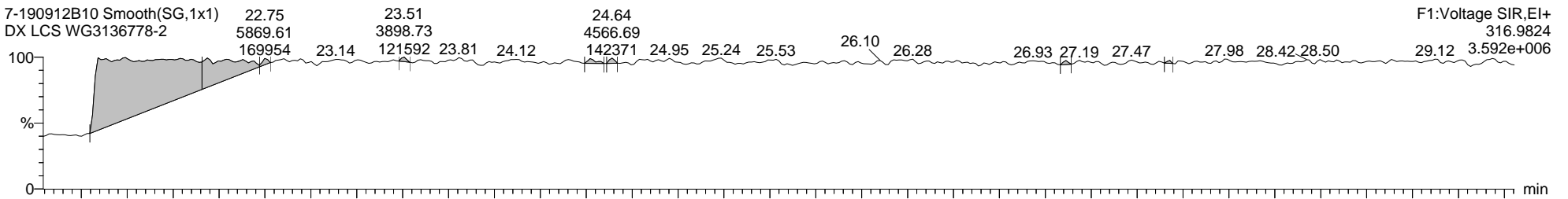
7-190912B10 Smooth(SG,1x1)  
DX LCS WG3136778-2



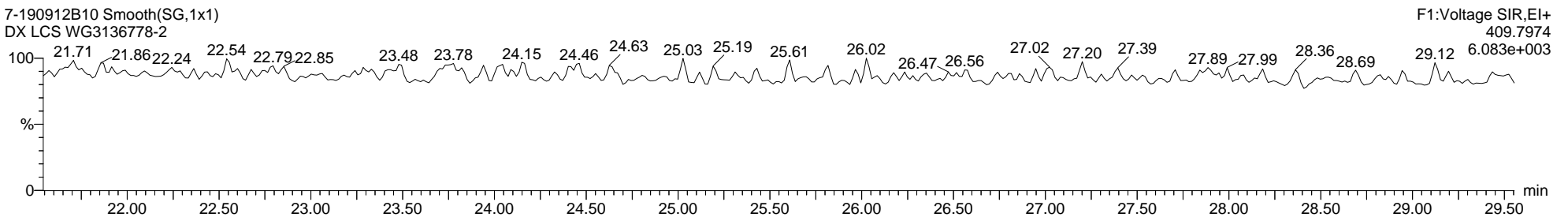
7-190912B10 Smooth(SG,1x1)  
DX LCS WG3136778-2



7-190912B10 Smooth(SG,1x1)  
DX LCS WG3136778-2



7-190912B10 Smooth(SG,1x1)  
DX LCS WG3136778-2



Quantify Sample Report MassLynx MassLynx V4.1 SCN 901

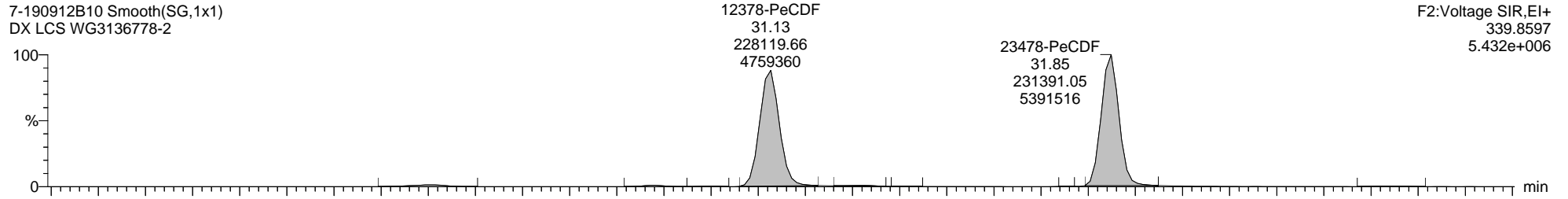
Dataset: C:\MassLynx\Dioxin.PRO\Result Files\7-190912B2-Q1-0913TP.qld

Last Altered: Friday, September 13, 2019 13:44:45 Eastern Daylight Time  
Printed: Monday, September 23, 2019 15:33:08 Eastern Daylight Time

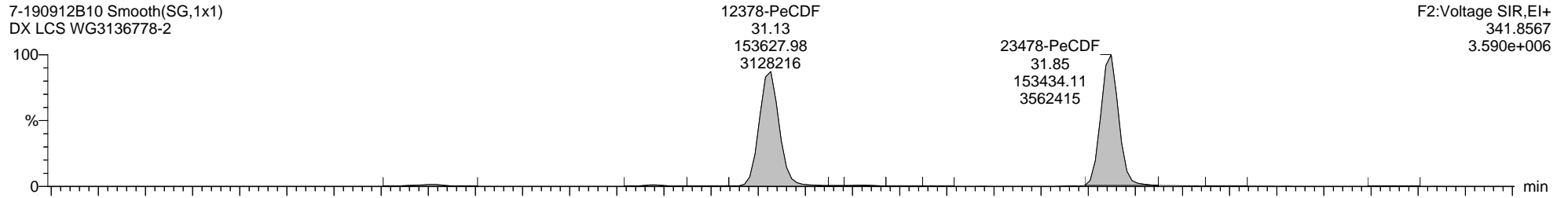
Name: 7-190912B10, Date: 12-Sep-2019, Time: 21:51:19, ID: WG3136778-2, Description: DX LCS, Vial: Tray1:8

Total-Pentafurans

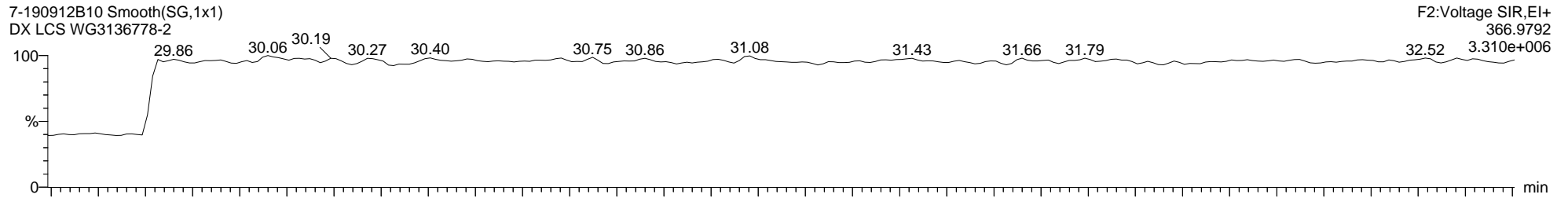
7-190912B10 Smooth(SG,1x1)  
DX LCS WG3136778-2



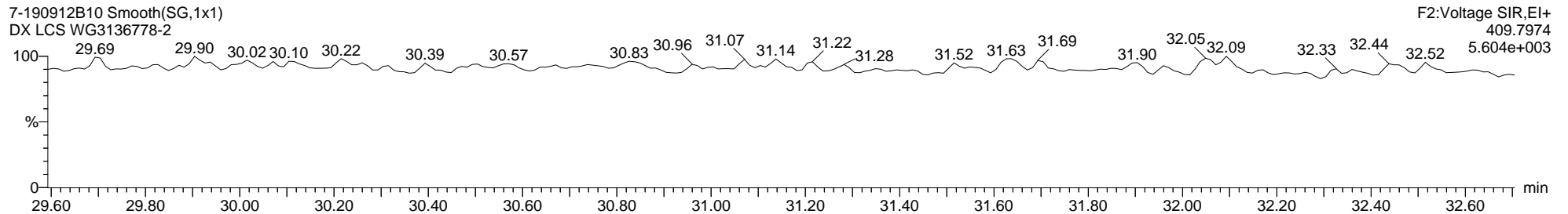
7-190912B10 Smooth(SG,1x1)  
DX LCS WG3136778-2



7-190912B10 Smooth(SG,1x1)  
DX LCS WG3136778-2



7-190912B10 Smooth(SG,1x1)  
DX LCS WG3136778-2



Quantify Sample Report MassLynx MassLynx V4.1 SCN 901

Dataset: C:\MassLynx\Dioxin.PRO\Result Files\7-190912B2-Q1-0913TP.qld

Last Altered: Friday, September 13, 2019 13:44:45 Eastern Daylight Time

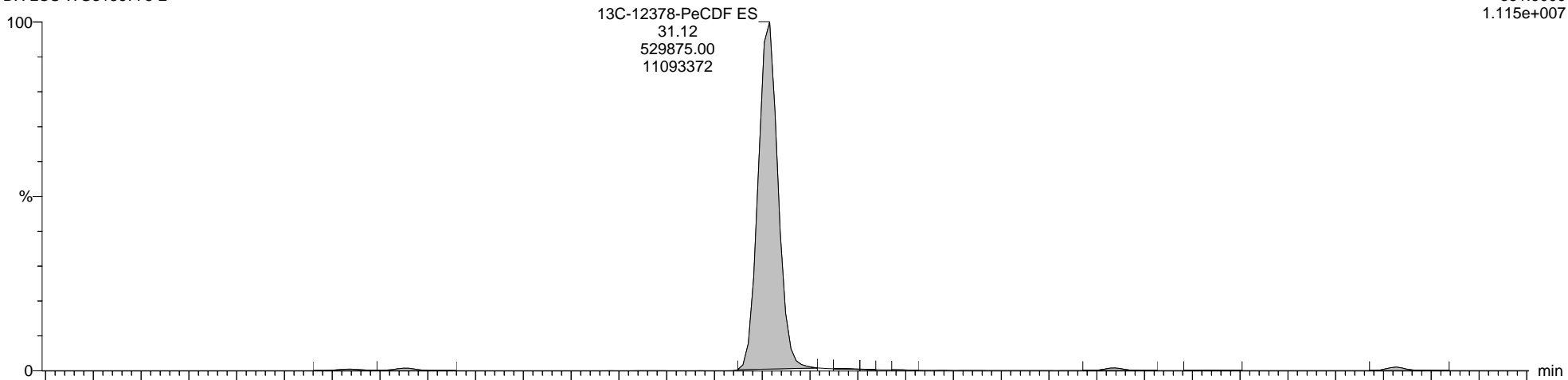
Printed: Monday, September 23, 2019 15:33:08 Eastern Daylight Time

Name: 7-190912B10, Date: 12-Sep-2019, Time: 21:51:19, ID: WG3136778-2, Description: DX LCS, Vial: Tray1:8

13C-12378-PeCDF ES

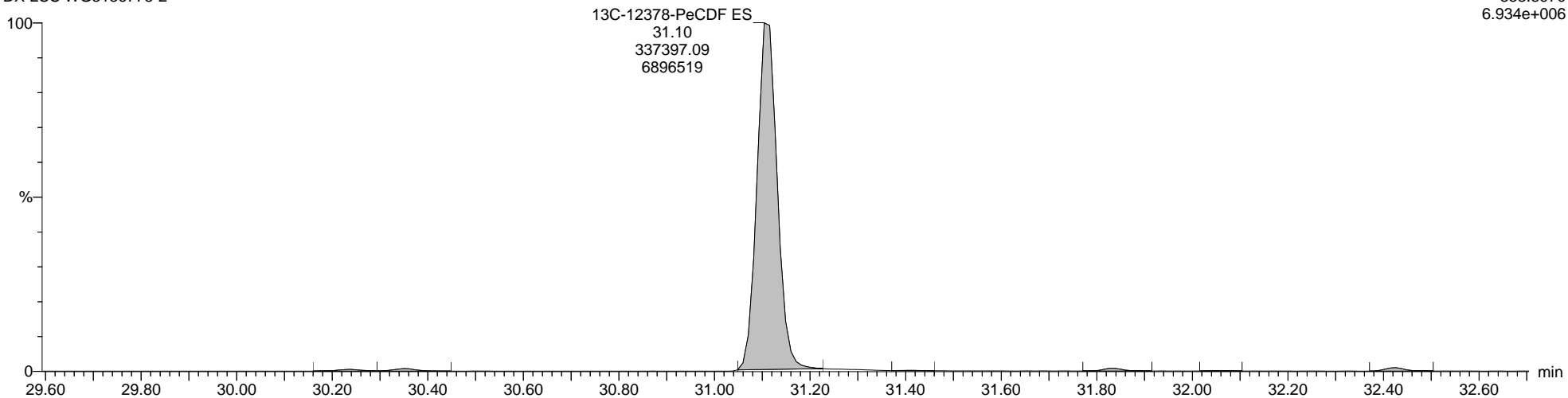
7-190912B10 Smooth(SG,1x1)  
DX LCS WG3136778-2

F2:Voltage SIR,EI+  
351.9000  
1.115e+007



7-190912B10 Smooth(SG,1x1)  
DX LCS WG3136778-2

F2:Voltage SIR,EI+  
353.8970  
6.934e+006





Quantify Sample Report MassLynx MassLynx V4.1 SCN 901

Dataset: C:\MassLynx\Dioxin.PRO\Result Files\7-190912B2-Q1-0913TP.qld

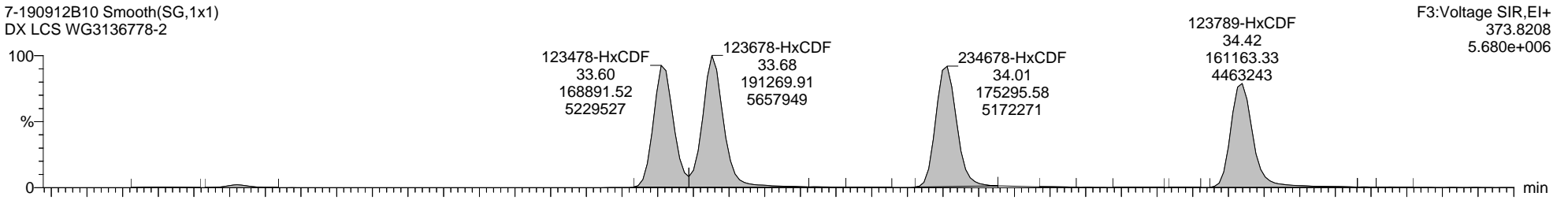
Last Altered: Friday, September 13, 2019 13:44:45 Eastern Daylight Time

Printed: Monday, September 23, 2019 15:33:08 Eastern Daylight Time

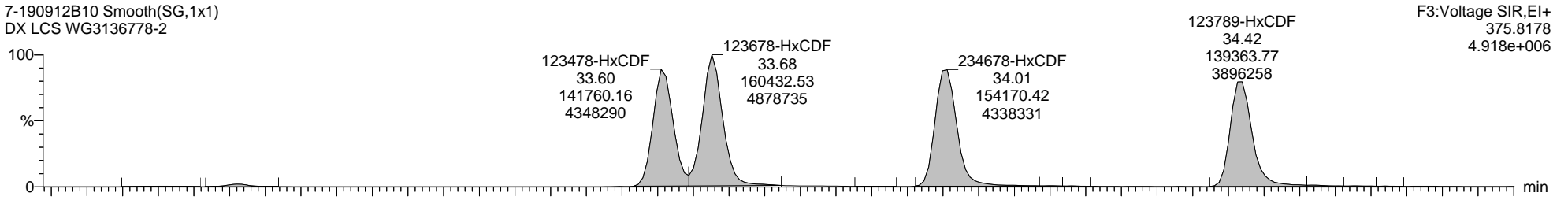
Name: 7-190912B10, Date: 12-Sep-2019, Time: 21:51:19, ID: WG3136778-2, Description: DX LCS, Vial: Tray1:8

Total-Hexafurans

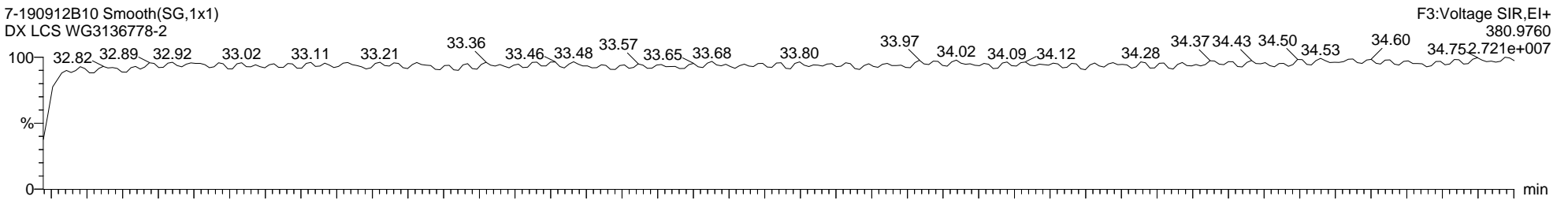
7-190912B10 Smooth(SG,1x1)  
DX LCS WG3136778-2



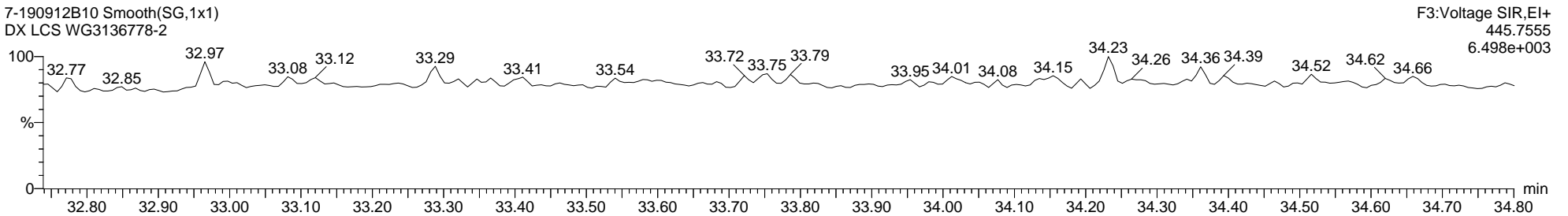
7-190912B10 Smooth(SG,1x1)  
DX LCS WG3136778-2



7-190912B10 Smooth(SG,1x1)  
DX LCS WG3136778-2



7-190912B10 Smooth(SG,1x1)  
DX LCS WG3136778-2



Quantify Sample Report MassLynx MassLynx V4.1 SCN 901

Dataset: C:\MassLynx\Dioxin.PRO\Result Files\7-190912B2-Q1-0913TP.qld

Last Altered: Friday, September 13, 2019 13:44:45 Eastern Daylight Time

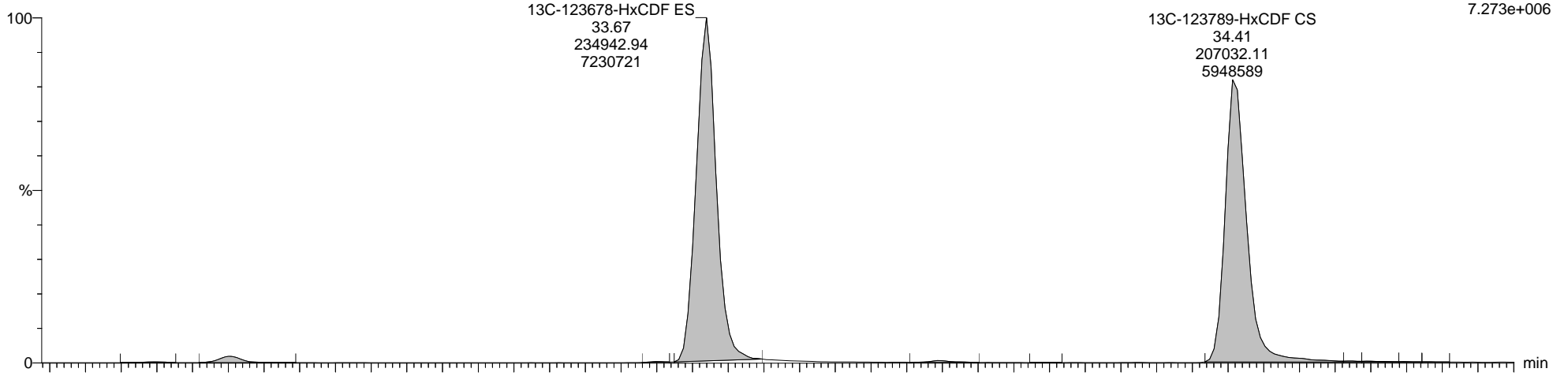
Printed: Monday, September 23, 2019 15:33:08 Eastern Daylight Time

Name: 7-190912B10, Date: 12-Sep-2019, Time: 21:51:19, ID: WG3136778-2, Description: DX LCS, Vial: Tray1:8

13C-123678-HxCDF ES

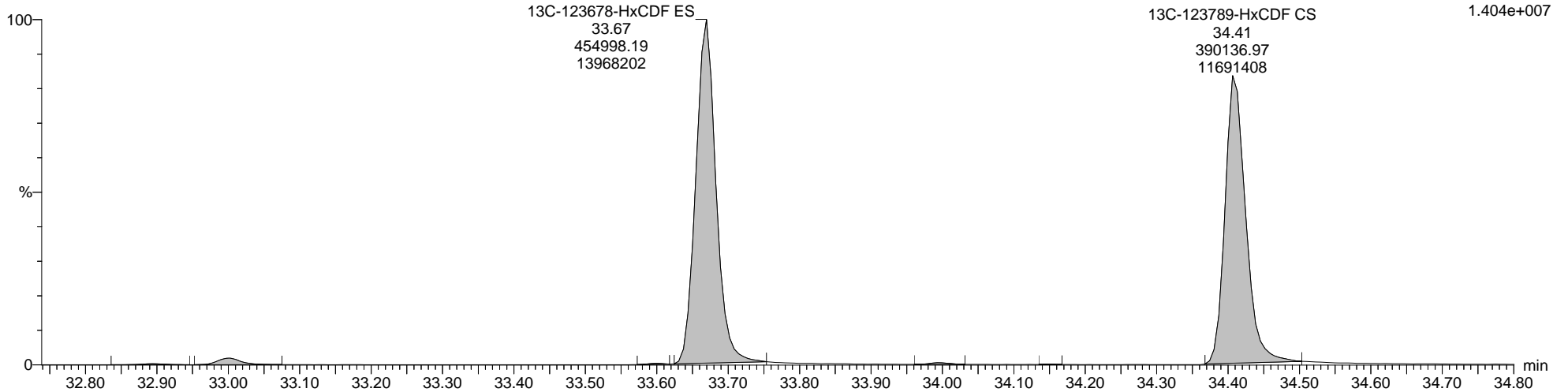
7-190912B10 Smooth(SG,1x1)  
DX LCS WG3136778-2

F3:Voltage SIR,EI+  
383.8639  
7.273e+006



7-190912B10 Smooth(SG,1x1)  
DX LCS WG3136778-2

F3:Voltage SIR,EI+  
385.8610  
1.404e+007



Quantify Sample Report MassLynx MassLynx V4.1 SCN 901

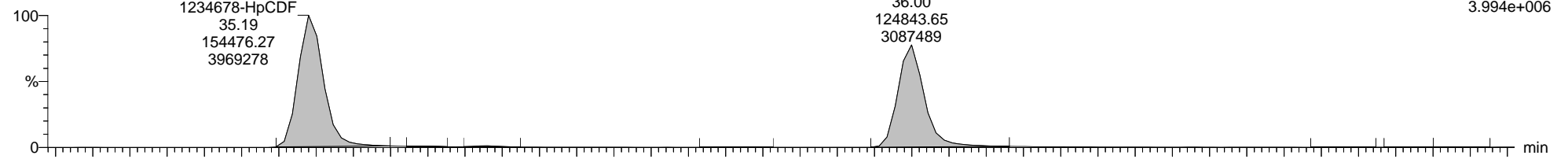
Dataset: C:\MassLynx\Dioxin.PRO\Result Files\7-190912B2-Q1-0913TP.qld

Last Altered: Friday, September 13, 2019 13:44:45 Eastern Daylight Time  
Printed: Monday, September 23, 2019 15:33:08 Eastern Daylight Time


Name: 7-190912B10, Date: 12-Sep-2019, Time: 21:51:19, ID: WG3136778-2, Description: DX LCS, Vial: Tray1:8

Total-Heptafurans

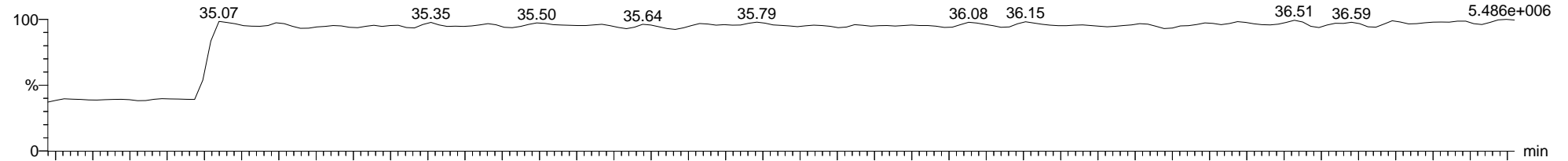
7-190912B10 Smooth(SG,1x1)  
DX LCS WG3136778-2



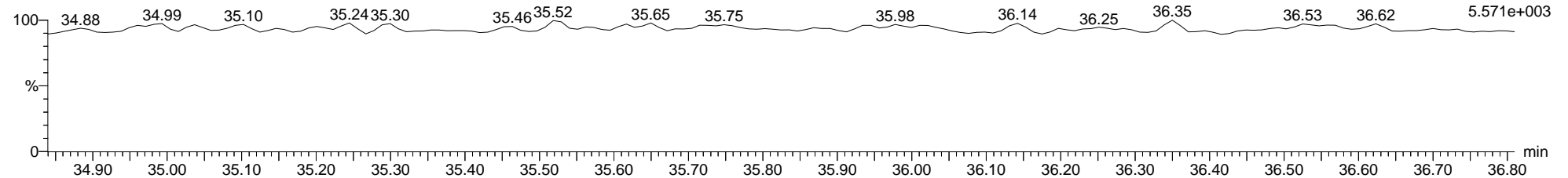
7-190912B10 Smooth(SG,1x1)  
DX LCS WG3136778-2



7-190912B10 Smooth(SG,1x1)  
DX LCS WG3136778-2



7-190912B10 Smooth(SG,1x1)  
DX LCS WG3136778-2



Quantify Sample Report MassLynx MassLynx V4.1 SCN 901

Dataset: C:\MassLynx\Dioxin.PRO\Result Files\7-190912B2-Q1-0913TP.qld

Last Altered: Friday, September 13, 2019 13:44:45 Eastern Daylight Time


Printed: Monday, September 23, 2019 15:33:08 Eastern Daylight Time

Name: 7-190912B10, Date: 12-Sep-2019, Time: 21:51:19, ID: WG3136778-2, Description: DX LCS, Vial: Tray1:8

13C-1234678-HpCDF ES

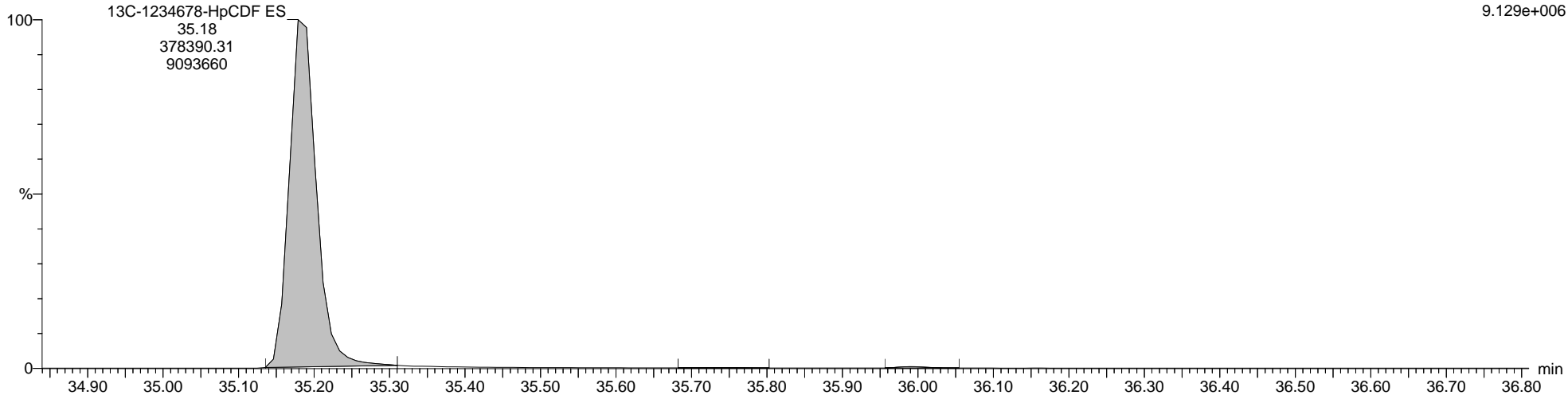
7-190912B10 Smooth(SG,1x1)  
DX LCS WG3136778-2

F4:Voltage SIR,EI+  
417.8253  
4.120e+006



7-190912B10 Smooth(SG,1x1)  
DX LCS WG3136778-2

F4:Voltage SIR,EI+  
419.8220  
9.129e+006



Quantify Sample Report MassLynx MassLynx V4.1 SCN 901

Dataset: C:\MassLynx\Dioxin.PRO\Result Files\7-190912B2-Q1-0913TP.qld

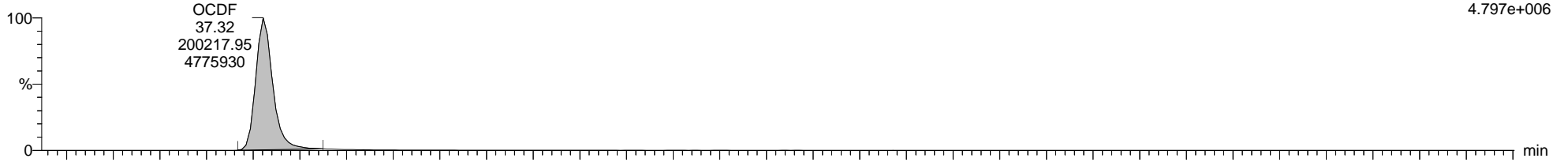
Last Altered: Friday, September 13, 2019 13:44:45 Eastern Daylight Time  
Printed: Monday, September 23, 2019 15:33:08 Eastern Daylight Time

Name: 7-190912B10, Date: 12-Sep-2019, Time: 21:51:19, ID: WG3136778-2, Description: DX LCS, Vial: Tray1:8

Totals-OCDF

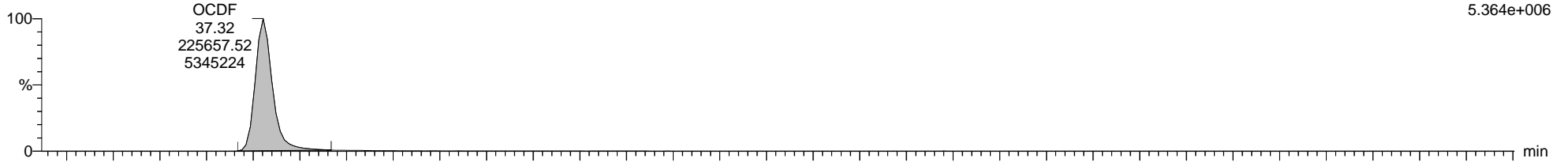
7-190912B10 Smooth(SG,1x1)  
DX LCS WG3136778-2

F5:Voltage SIR,EI+  
441.7428  
4.797e+006



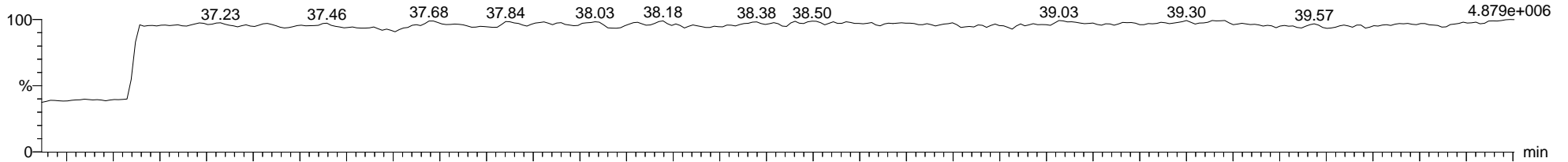
7-190912B10 Smooth(SG,1x1)  
DX LCS WG3136778-2

F5:Voltage SIR,EI+  
443.7398  
5.364e+006



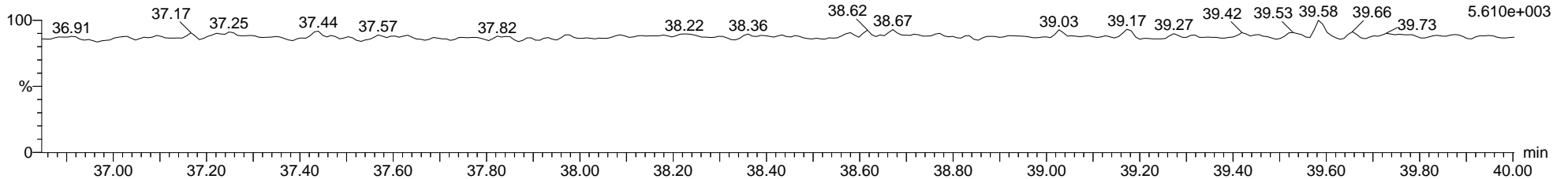
7-190912B10 Smooth(SG,1x1)  
DX LCS WG3136778-2

F5:Voltage SIR,EI+  
454.9728  
4.879e+006



7-190912B10 Smooth(SG,1x1)  
DX LCS WG3136778-2

F5:Voltage SIR,EI+  
513.6775  
5.610e+003



Quantify Sample Report MassLynx MassLynx V4.1 SCN 901

Dataset: C:\MassLynx\Dioxin.PRO\Result Files\7-190912B2-Q1-0913TP.qld

Last Altered: Friday, September 13, 2019 13:44:45 Eastern Daylight Time

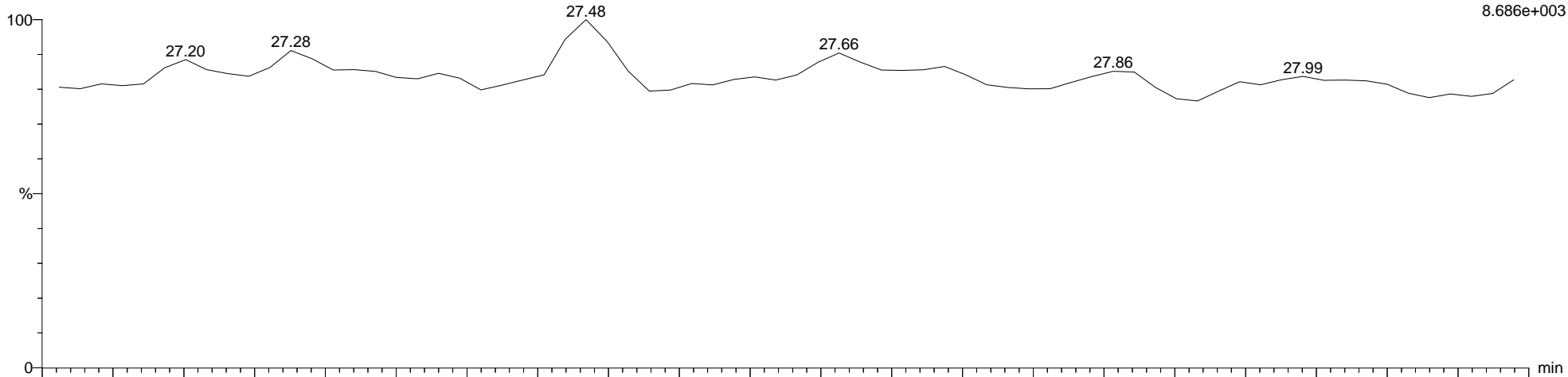
Printed: Monday, September 23, 2019 15:33:08 Eastern Daylight Time

Name: 7-190912B13, Date: 12-Sep-2019, Time: 23:56:52, ID: WG3136778-1, Description: DX MB, Vial: Tray1:9

2378-TCDD

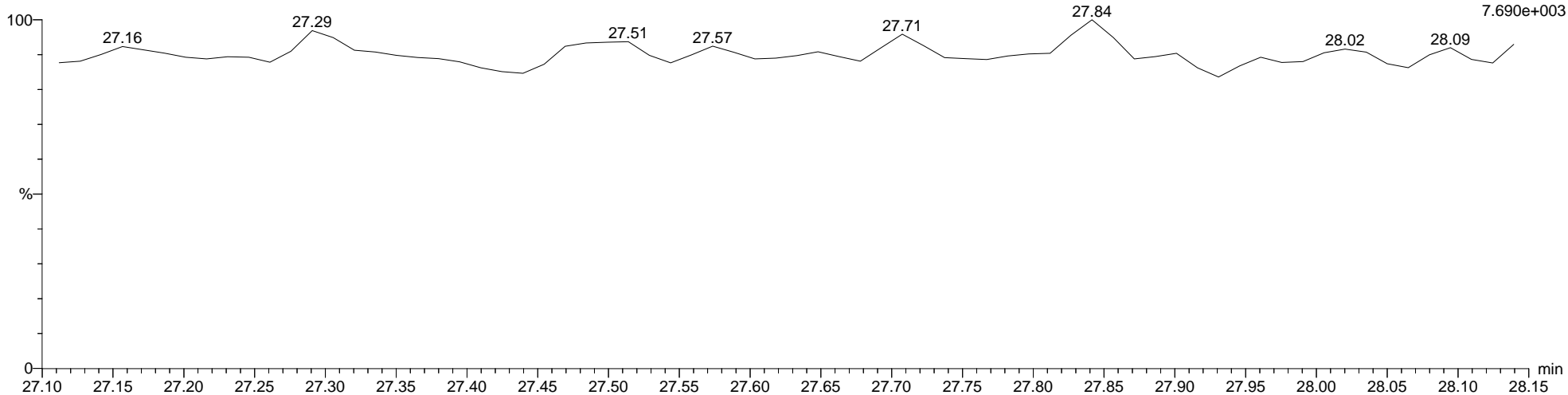
7-190912B13 Smooth(SG,1x1)  
DX MB WG3136778-1

F1:Voltage SIR,EI+  
319.8965  
8.686e+003



7-190912B13 Smooth(SG,1x1)  
DX MB WG3136778-1

F1:Voltage SIR,EI+  
321.8936  
7.690e+003



Quantify Sample Report MassLynx MassLynx V4.1 SCN 901

Dataset: C:\MassLynx\Dioxin.PRO\Result Files\7-190912B2-Q1-0913TP.qld

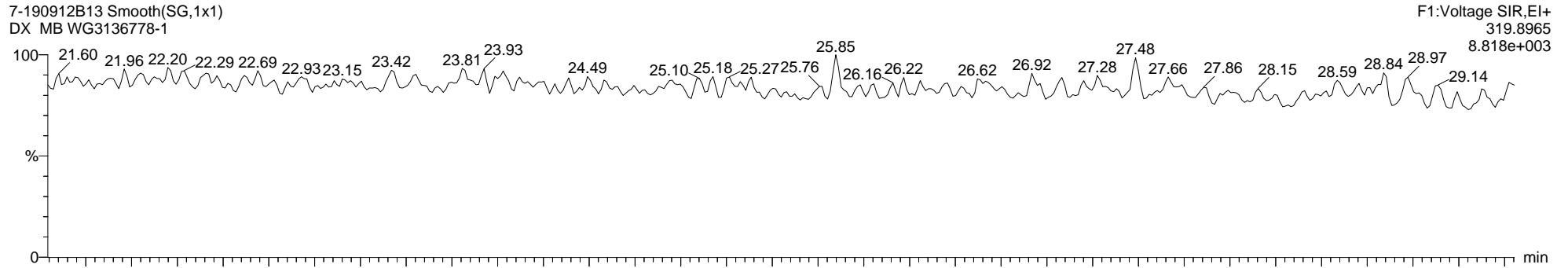
Last Altered: Friday, September 13, 2019 13:44:45 Eastern Daylight Time

Printed: Monday, September 23, 2019 15:33:08 Eastern Daylight Time

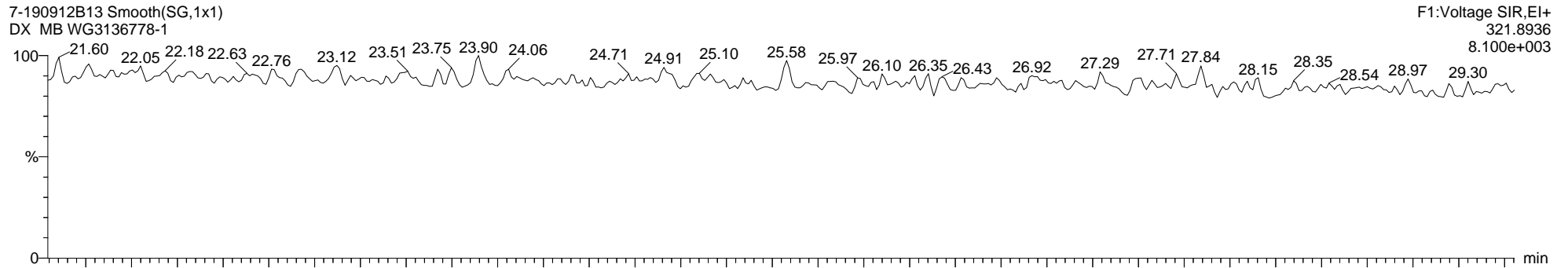
Name: 7-190912B13, Date: 12-Sep-2019, Time: 23:56:52, ID: WG3136778-1, Description: DX MB, Vial: Tray1:9

Total-Tetradoxins

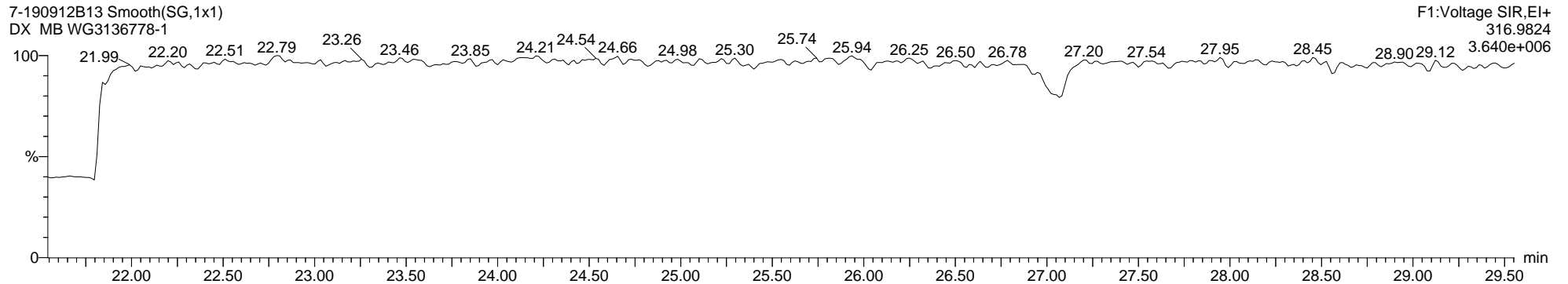
7-190912B13 Smooth(SG,1x1)  
DX MB WG3136778-1



7-190912B13 Smooth(SG,1x1)  
DX MB WG3136778-1



7-190912B13 Smooth(SG,1x1)  
DX MB WG3136778-1



Dataset: C:\MassLynx\Dioxin.PRO\Result Files\7-190912B2-Q1-0913TP.qld

Last Altered: Friday, September 13, 2019 13:44:45 Eastern Daylight Time


Printed: Monday, September 23, 2019 15:33:08 Eastern Daylight Time

Name: 7-190912B13, Date: 12-Sep-2019, Time: 23:56:52, ID: WG3136778-1, Description: DX MB, Vial: Tray1:9

13C-2378-TCDD ES

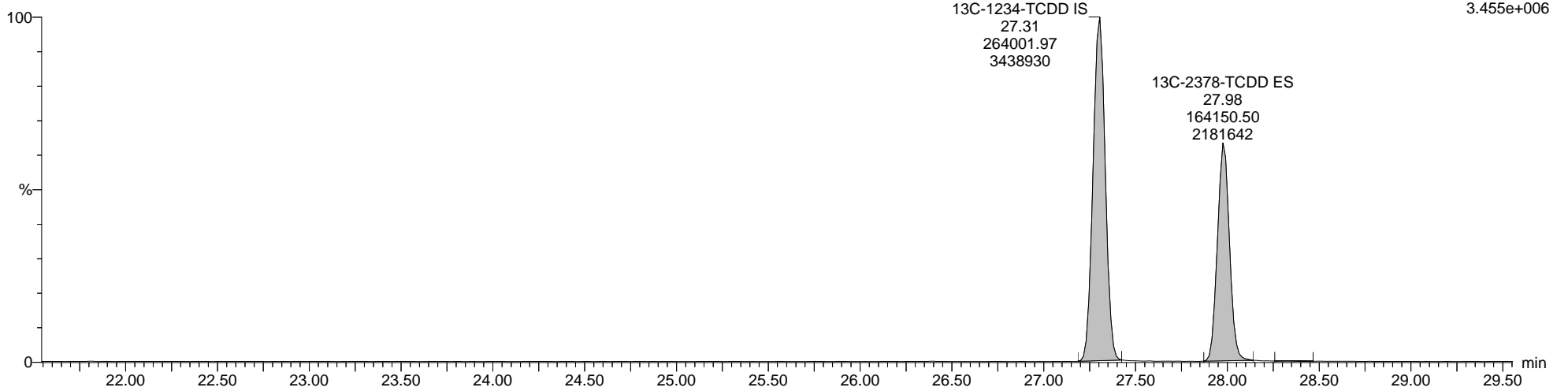
7-190912B13 Smooth(SG,1x1)  
DX MB WG3136778-1

F1:Voltage SIR,EI+  
331.9368  
2.742e+006



7-190912B13 Smooth(SG,1x1)  
DX MB WG3136778-1

F1:Voltage SIR,EI+  
333.9339  
3.455e+006





Quantify Sample Report MassLynx MassLynx V4.1 SCN 901

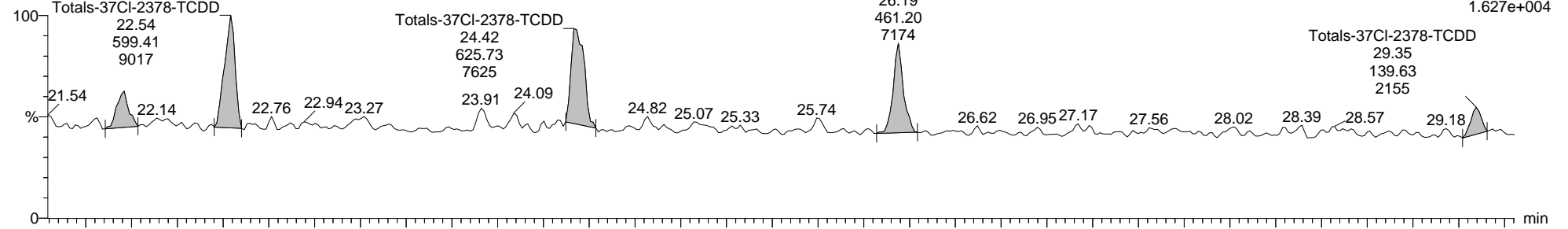
Dataset: C:\MassLynx\Dioxin.PRO\Result Files\7-190912B2-Q1-0913TP.qld

Last Altered: Friday, September 13, 2019 13:44:45 Eastern Daylight Time  
Printed: Monday, September 23, 2019 15:33:08 Eastern Daylight Time

Name: 7-190912B13, Date: 12-Sep-2019, Time: 23:56:52, ID: WG3136778-1, Description: DX MB, Vial: Tray1:9

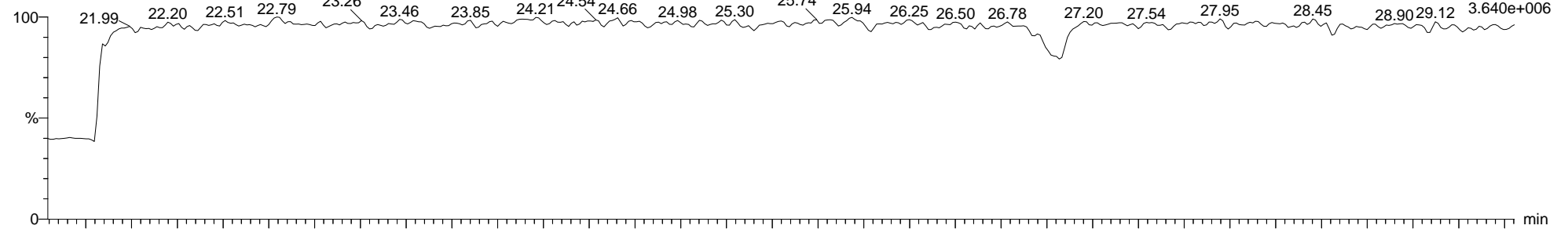
Totals-37Cl-2378-TCDD

7-190912B13 Smooth(SG,1x1)  
DX MB WG3136778-1



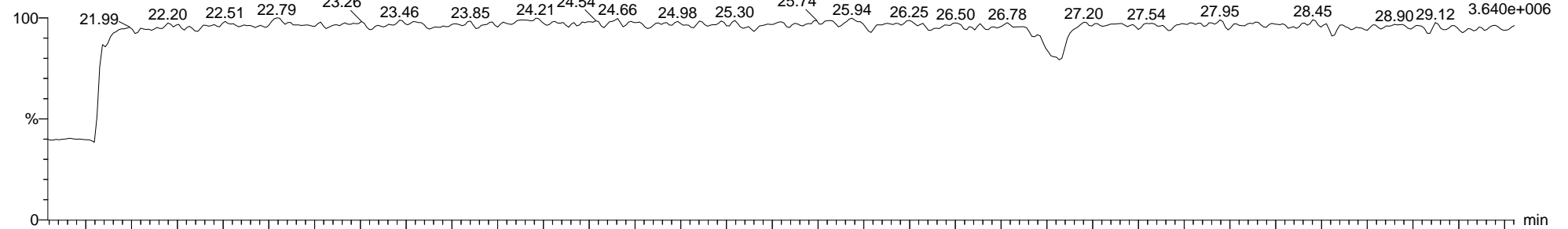
F1:Voltage SIR,EI+  
327.8847  
1.627e+004

7-190912B13 Smooth(SG,1x1)  
DX MB WG3136778-1



F1:Voltage SIR,EI+  
316.9824  
3.640e+006

7-190912B13 Smooth(SG,1x1)  
DX MB WG3136778-1



F1:Voltage SIR,EI+  
316.9824  
3.640e+006

Quantify Sample Report MassLynx MassLynx V4.1 SCN 901

Dataset: C:\MassLynx\Dioxin.PRO\Result Files\7-190912B2-Q1-0913TP.qld

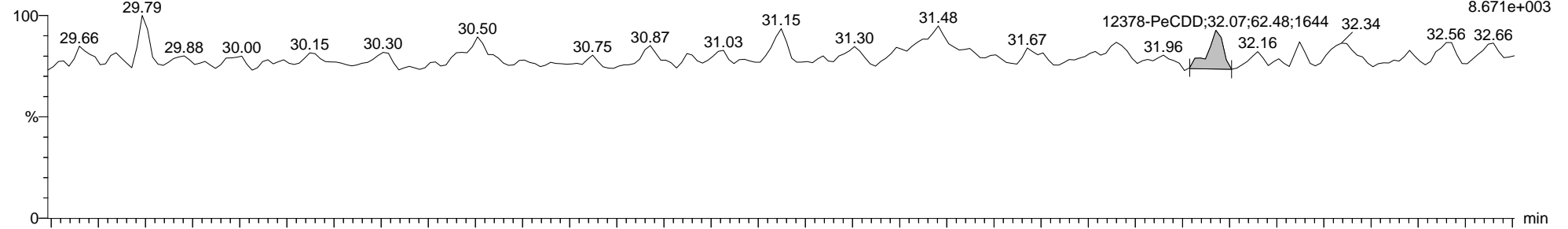
Last Altered: Friday, September 13, 2019 13:44:45 Eastern Daylight Time

Printed: Monday, September 23, 2019 15:33:08 Eastern Daylight Time

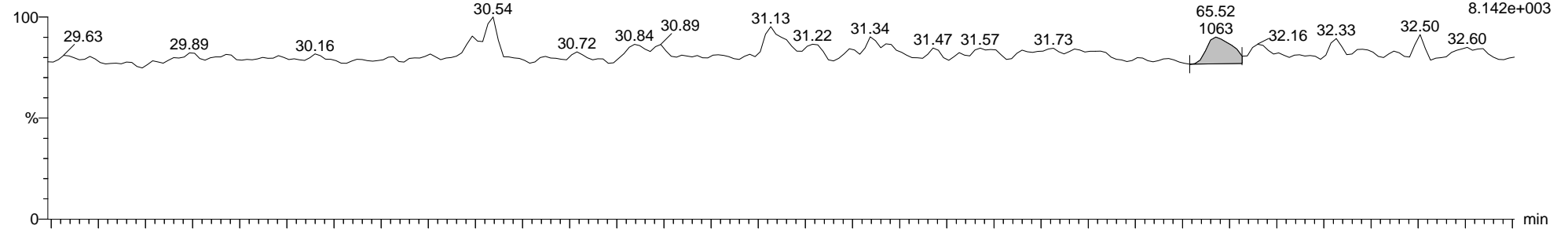
Name: 7-190912B13, Date: 12-Sep-2019, Time: 23:56:52, ID: WG3136778-1, Description: DX MB, Vial: Tray1:9

Total-Pentadioxins

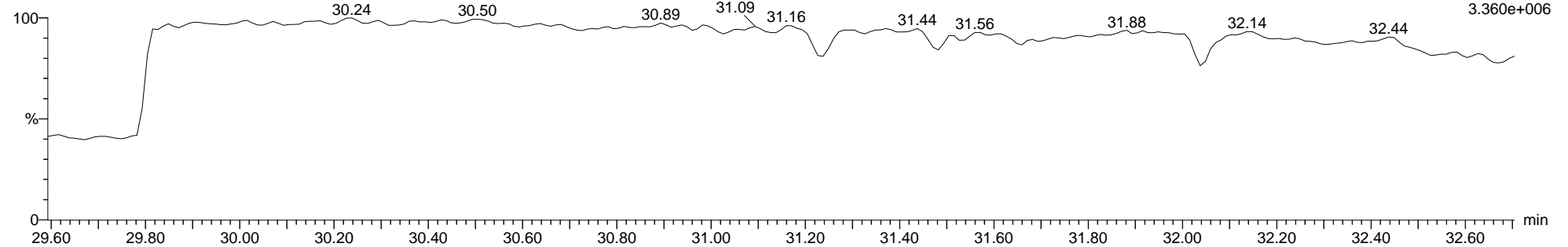
7-190912B13 Smooth(SG,1x1)  
DX MB WG3136778-1



7-190912B13 Smooth(SG,1x1)  
DX MB WG3136778-1



7-190912B13 Smooth(SG,1x1)  
DX MB WG3136778-1



Quantify Sample Report

MassLynx MassLynx V4.1 SCN 901

Dataset: C:\MassLynx\Dioxin.PRO\Result Files\7-190912B2-Q1-0913TP.qld

Last Altered: Friday, September 13, 2019 13:44:45 Eastern Daylight Time

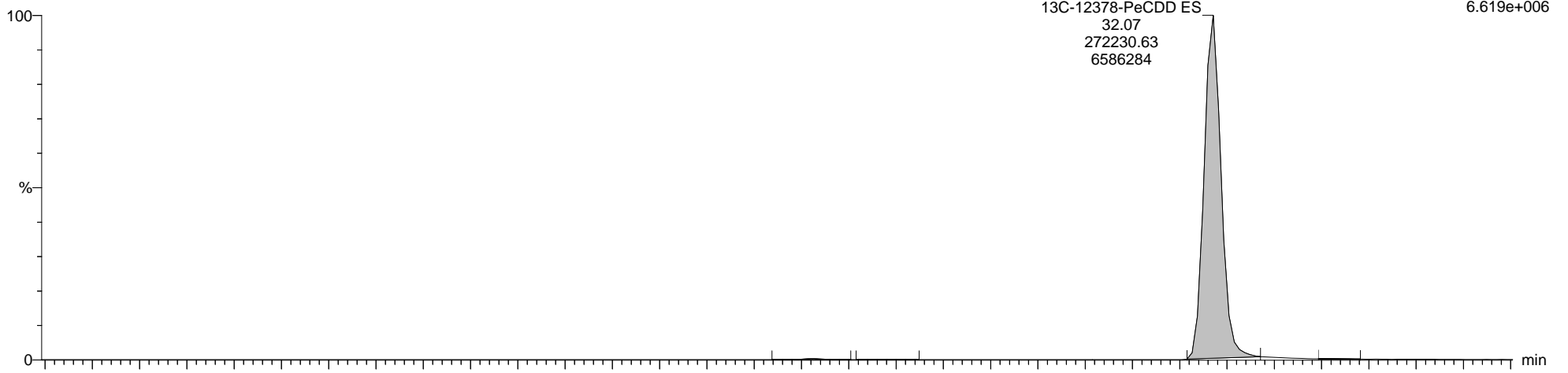
Printed: Monday, September 23, 2019 15:33:08 Eastern Daylight Time

Name: 7-190912B13, Date: 12-Sep-2019, Time: 23:56:52, ID: WG3136778-1, Description: DX MB, Vial: Tray1:9

13C-12378-PeCDD ES

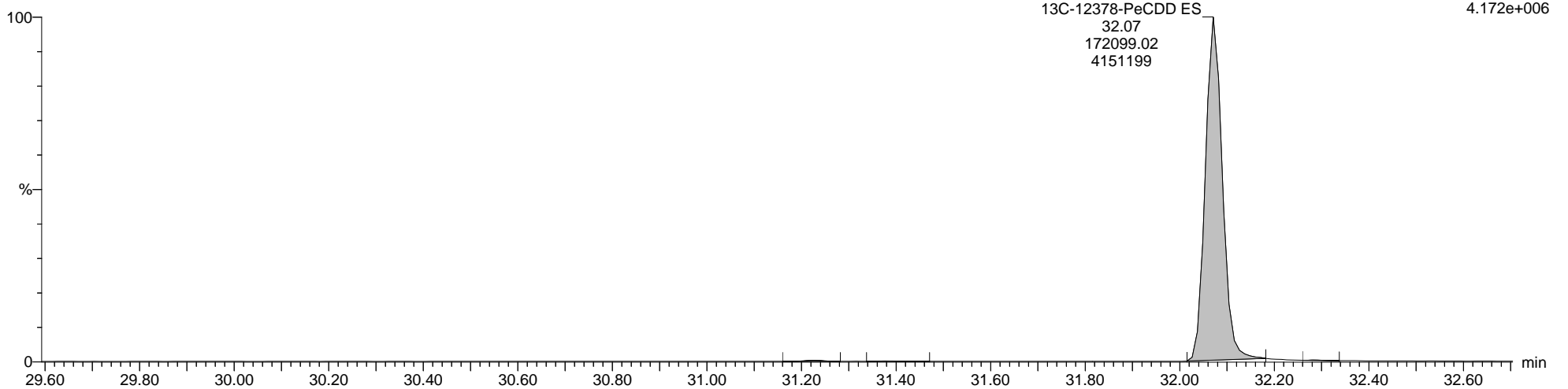
7-190912B13 Smooth(SG,1x1)  
DX MB WG3136778-1

F2:Voltage SIR,EI+  
367.8949  
6.619e+006



7-190912B13 Smooth(SG,1x1)  
DX MB WG3136778-1

F2:Voltage SIR,EI+  
365.8978  
4.172e+006



Quantify Sample Report MassLynx MassLynx V4.1 SCN 901

Dataset: C:\MassLynx\Dioxin.PRO\Result Files\7-190912B2-Q1-0913TP.qld

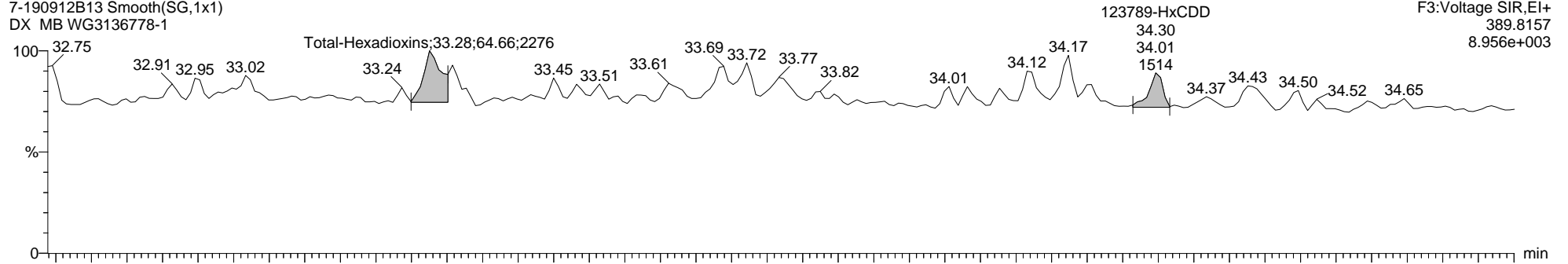
Last Altered: Friday, September 13, 2019 13:44:45 Eastern Daylight Time

Printed: Monday, September 23, 2019 15:33:08 Eastern Daylight Time

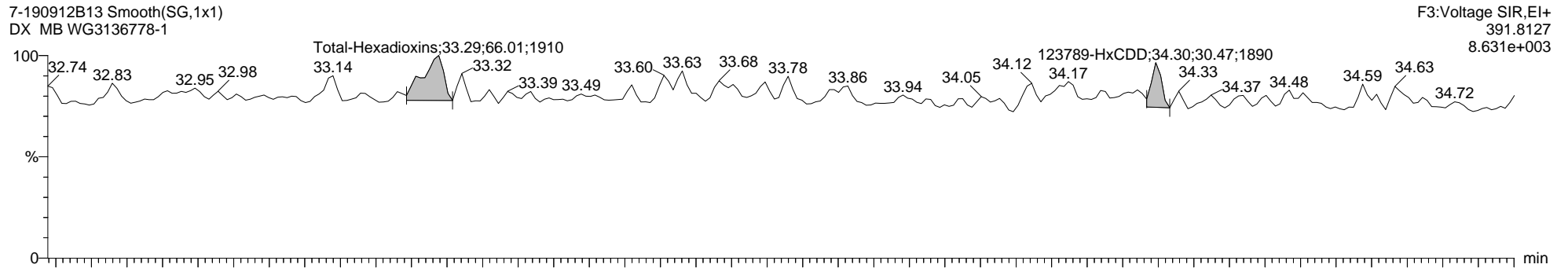
Name: 7-190912B13, Date: 12-Sep-2019, Time: 23:56:52, ID: WG3136778-1, Description: DX MB, Vial: Tray1:9

Total-Hexadioxins

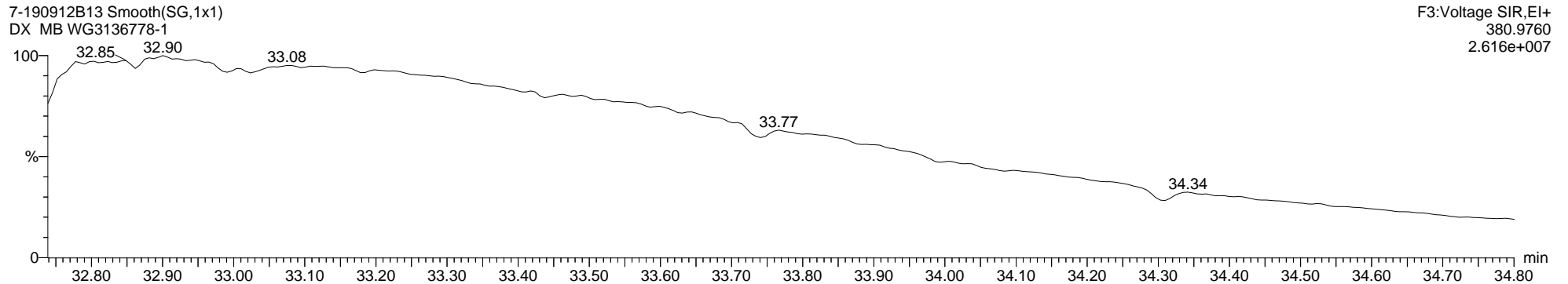
7-190912B13 Smooth(SG,1x1)  
DX MB WG3136778-1



7-190912B13 Smooth(SG,1x1)  
DX MB WG3136778-1



7-190912B13 Smooth(SG,1x1)  
DX MB WG3136778-1



Quantify Sample Report

MassLynx MassLynx V4.1 SCN 901

Dataset: C:\MassLynx\Dioxin.PRO\Result Files\7-190912B2-Q1-0913TP.qld

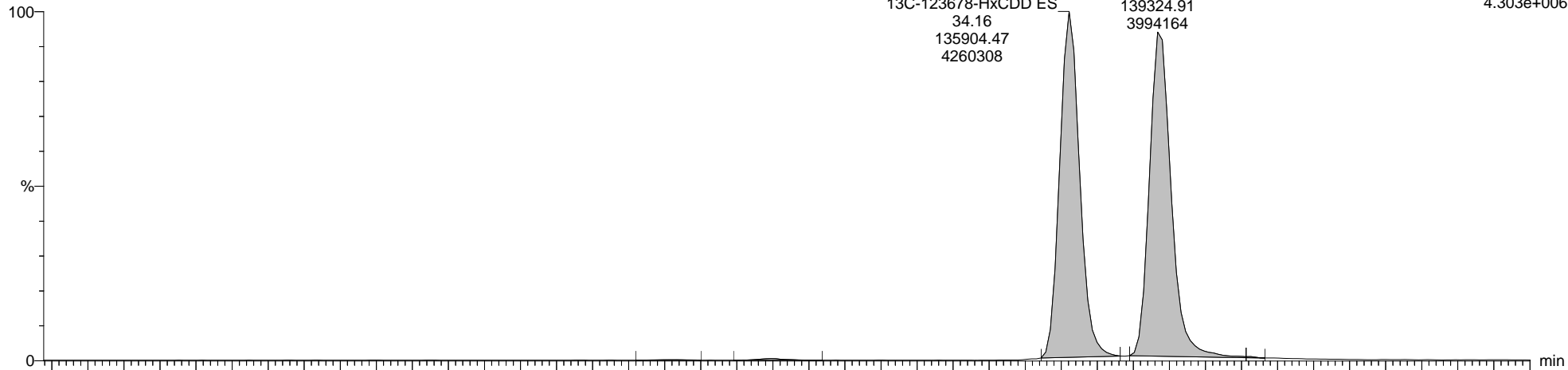
Last Altered: Friday, September 13, 2019 13:44:45 Eastern Daylight Time

Printed: Monday, September 23, 2019 15:33:08 Eastern Daylight Time

Name: 7-190912B13, Date: 12-Sep-2019, Time: 23:56:52, ID: WG3136778-1, Description: DX MB, Vial: Tray1:9

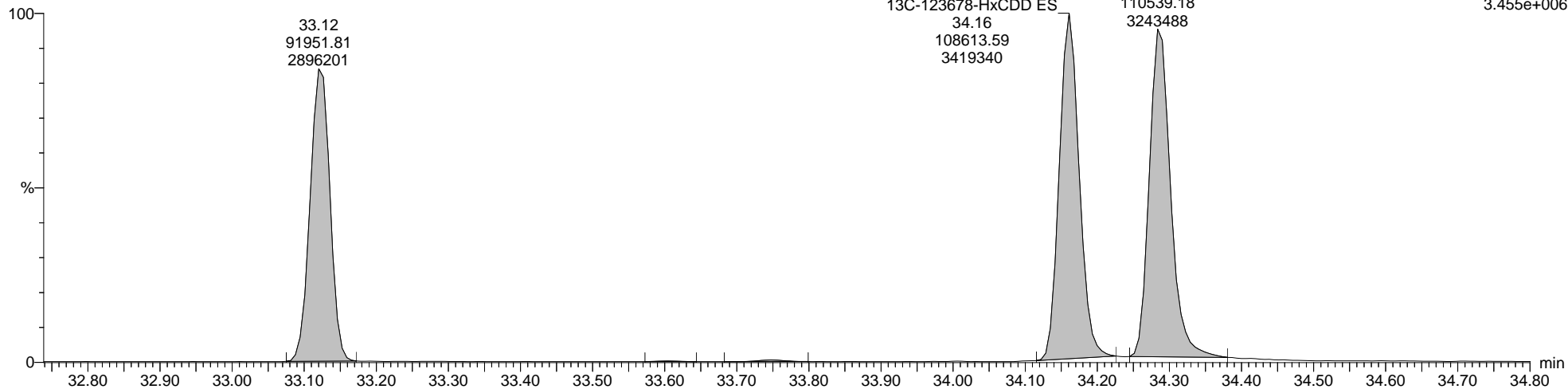
13C-123678-HxCDD ES

7-190912B13 Smooth(SG,1x1)  
DX MB WG3136778-1



F3:Voltage SIR,EI+  
401.8559  
4.303e+006

7-190912B13 Smooth(SG,1x1)  
DX MB WG3136778-1



F3:Voltage SIR,EI+  
403.8530  
3.455e+006

Quantify Sample Report MassLynx MassLynx V4.1 SCN 901

Dataset: C:\MassLynx\Dioxin.PRO\Result Files\7-190912B2-Q1-0913TP.qld

Last Altered: Friday, September 13, 2019 13:44:45 Eastern Daylight Time

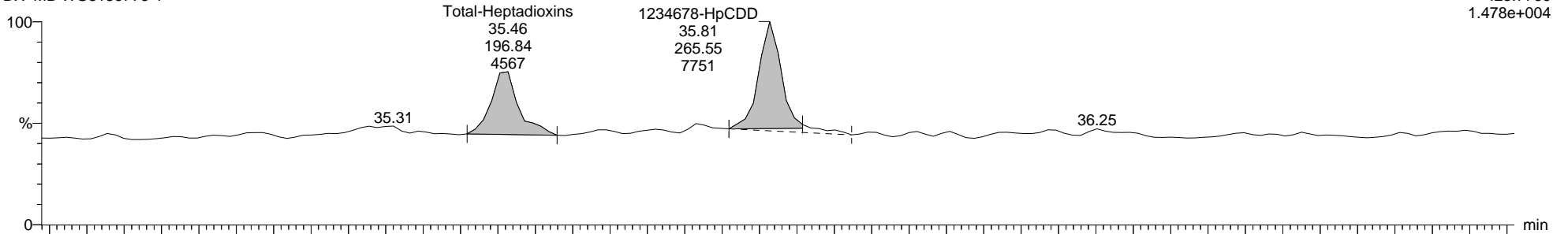
Printed: Monday, September 23, 2019 15:33:08 Eastern Daylight Time

Name: 7-190912B13, Date: 12-Sep-2019, Time: 23:56:52, ID: WG3136778-1, Description: DX MB, Vial: Tray1:9

Total-Heptadioxins

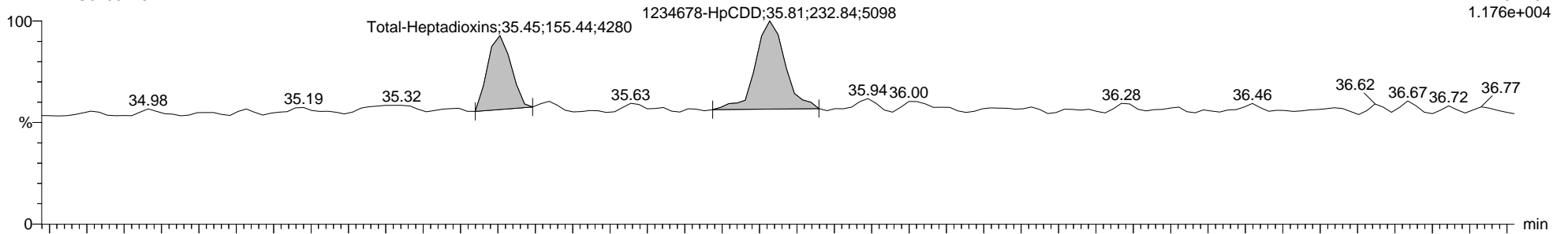
7-190912B13 Smooth(SG,1x1)  
DX MB WG3136778-1

F4:Voltage SIR,EI+  
423.7766  
1.478e+004



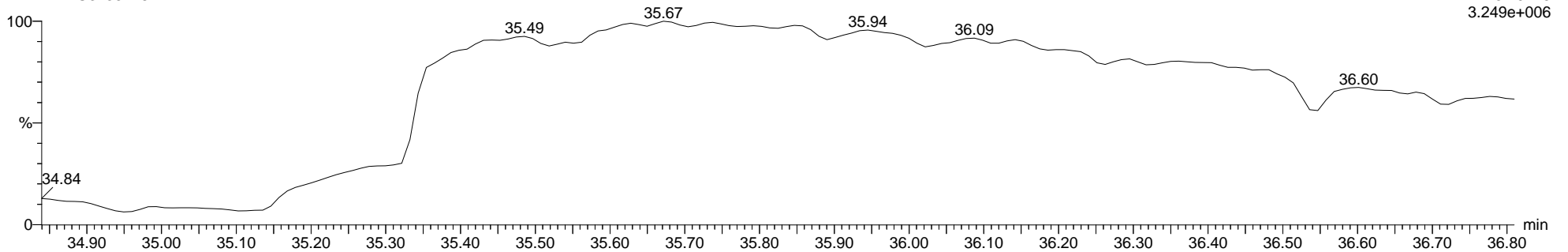
7-190912B13 Smooth(SG,1x1)  
DX MB WG3136778-1

F4:Voltage SIR,EI+  
425.7737  
1.176e+004



7-190912B13 Smooth(SG,1x1)  
DX MB WG3136778-1

F4:Voltage SIR,EI+  
454.9728  
3.249e+006



Quantify Sample Report MassLynx MassLynx V4.1 SCN 901

Dataset: C:\MassLynx\Dioxin.PRO\Result Files\7-190912B2-Q1-0913TP.qld

Last Altered: Friday, September 13, 2019 13:44:45 Eastern Daylight Time

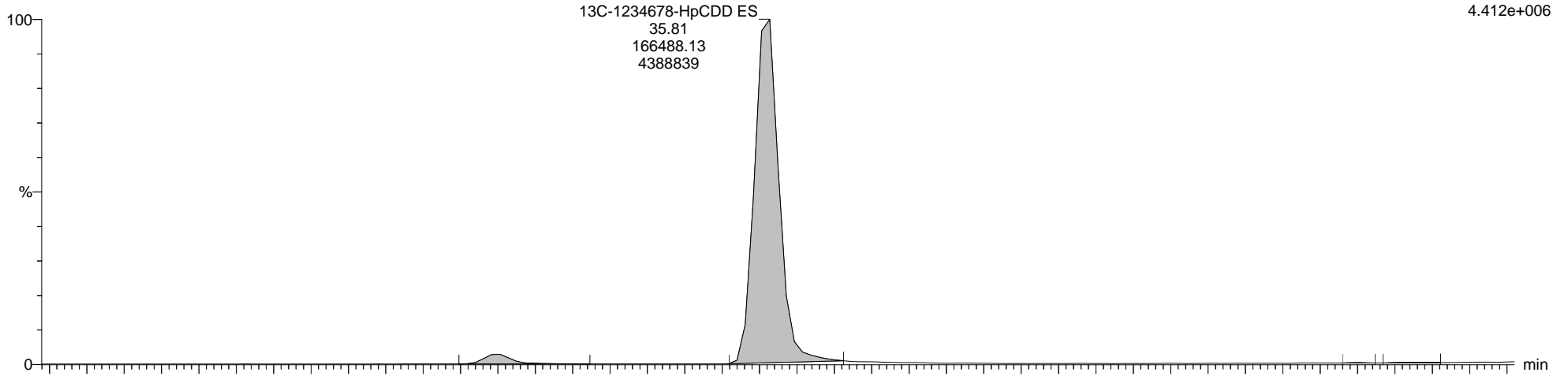
Printed: Monday, September 23, 2019 15:33:08 Eastern Daylight Time

Name: 7-190912B13, Date: 12-Sep-2019, Time: 23:56:52, ID: WG3136778-1, Description: DX MB, Vial: Tray1:9

13C-1234678-HpCDD ES

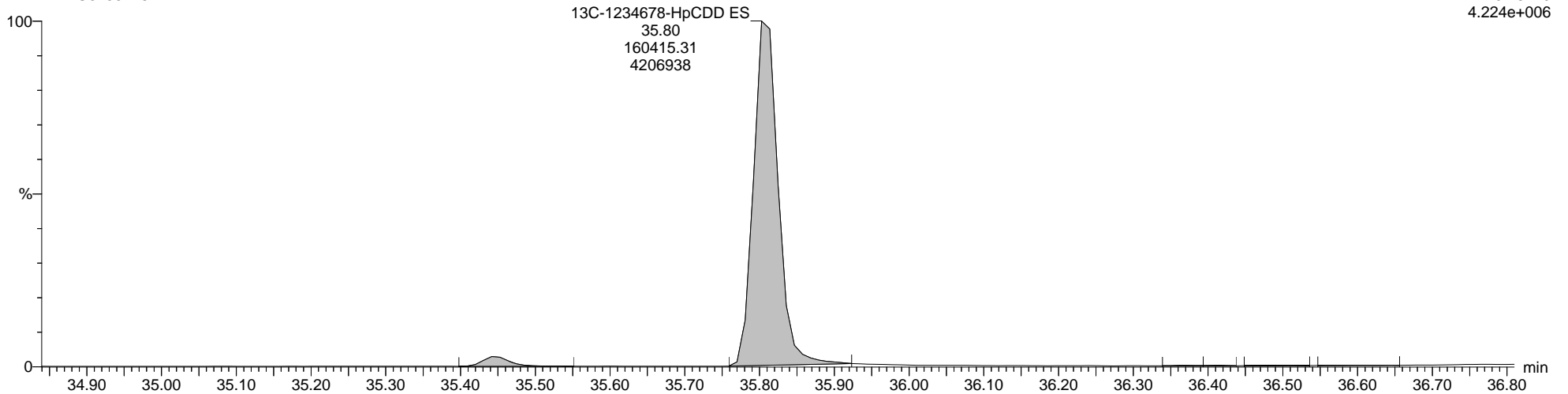
7-190912B13 Smooth(SG,1x1)  
DX MB WG3136778-1

F4:Voltage SIR,EI+  
435.8169  
4.412e+006



7-190912B13 Smooth(SG,1x1)  
DX MB WG3136778-1

F4:Voltage SIR,EI+  
437.8140  
4.224e+006



Quantify Sample Report

MassLynx MassLynx V4.1 SCN 901

Dataset: C:\MassLynx\Dioxin.PRO\Result Files\7-190912B2-Q1-0913TP.qld

Last Altered: Friday, September 13, 2019 13:44:45 Eastern Daylight Time

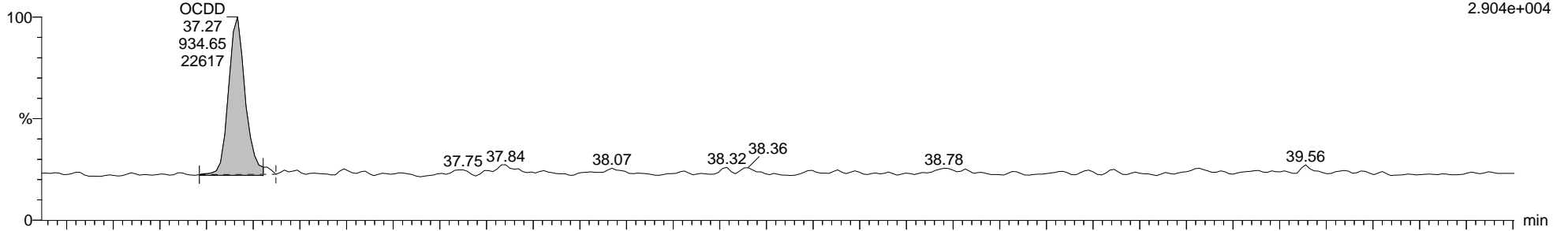
Printed: Monday, September 23, 2019 15:33:08 Eastern Daylight Time

Name: 7-190912B13, Date: 12-Sep-2019, Time: 23:56:52, ID: WG3136778-1, Description: DX MB, Vial: Tray1:9

Total-OCDD

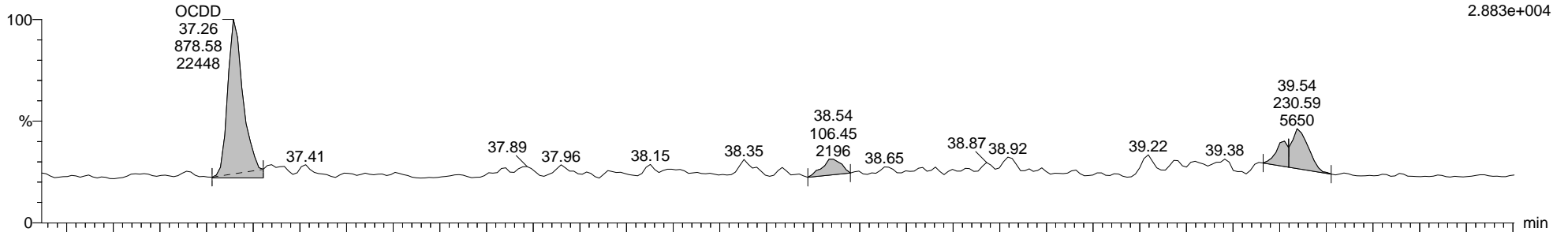
7-190912B13 Smooth(SG,1x1)  
DX MB WG3136778-1

F5:Voltage SIR,EI+  
457.7377  
2.904e+004



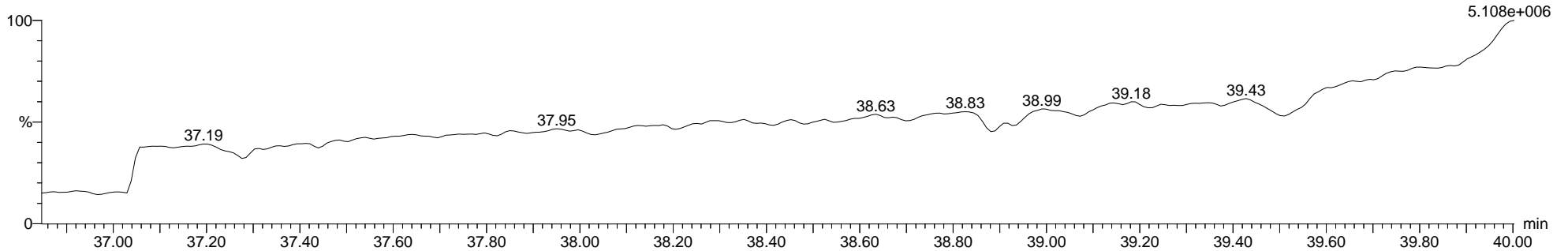
7-190912B13 Smooth(SG,1x1)  
DX MB WG3136778-1

F5:Voltage SIR,EI+  
459.7348  
2.883e+004



7-190912B13 Smooth(SG,1x1)  
DX MB WG3136778-1

F5:Voltage SIR,EI+  
454.9728  
5.108e+006





Quantify Sample Report

MassLynx MassLynx V4.1 SCN 901

Dataset: C:\MassLynx\Dioxin.PRO\Result Files\7-190912B2-Q1-0913TP.qld

Last Altered: Friday, September 13, 2019 13:44:45 Eastern Daylight Time


Printed: Monday, September 23, 2019 15:33:08 Eastern Daylight Time

Name: 7-190912B13, Date: 12-Sep-2019, Time: 23:56:52, ID: WG3136778-1, Description: DX MB, Vial: Tray1:9

13C-OCDD ES

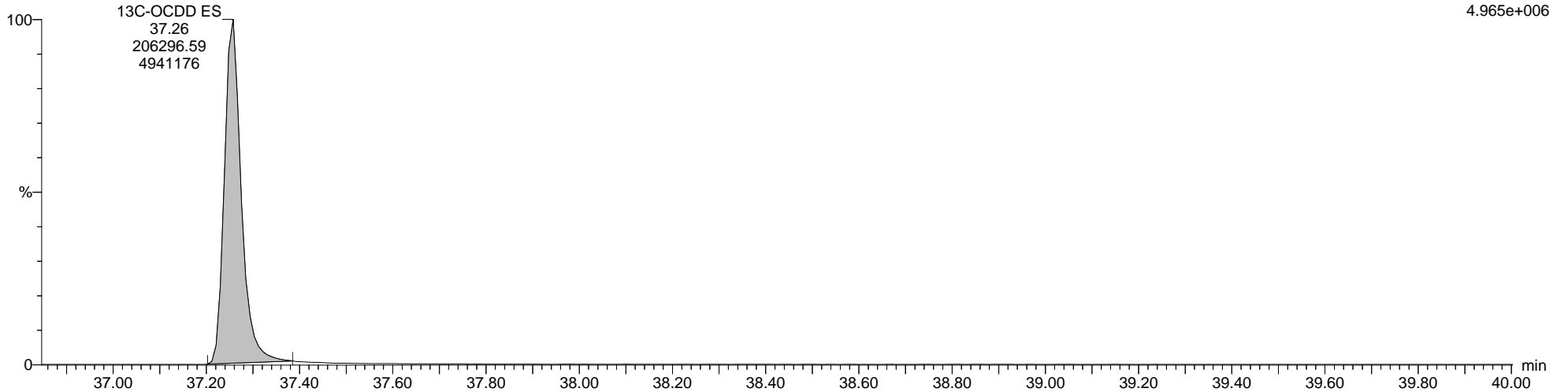
7-190912B13 Smooth(SG,1x1)  
DX MB WG3136778-1

F5:Voltage SIR,EI+  
469.7779  
4.478e+006



7-190912B13 Smooth(SG,1x1)  
DX MB WG3136778-1

F5:Voltage SIR,EI+  
471.7750  
4.965e+006



Quantify Sample Report MassLynx MassLynx V4.1 SCN 901

Dataset: C:\MassLynx\Dioxin.PRO\Result Files\7-190912B2-Q1-0913TP.qld

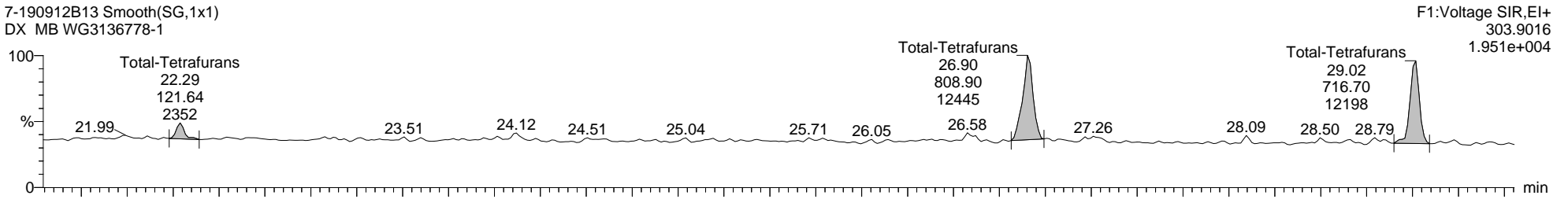
Last Altered: Friday, September 13, 2019 13:44:45 Eastern Daylight Time

Printed: Monday, September 23, 2019 15:33:08 Eastern Daylight Time

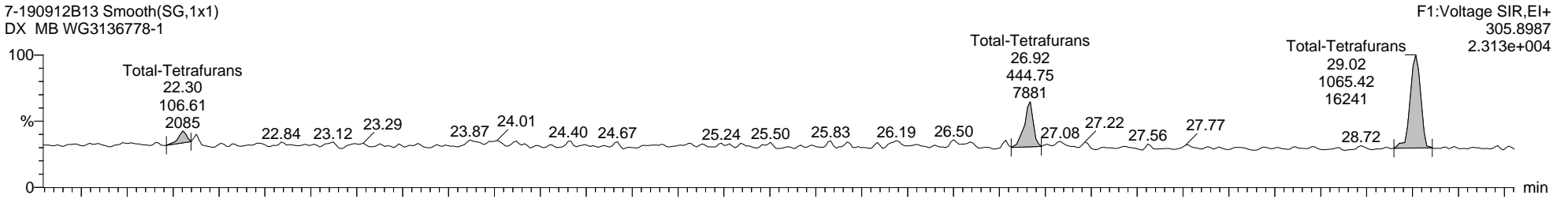
Name: 7-190912B13, Date: 12-Sep-2019, Time: 23:56:52, ID: WG3136778-1, Description: DX MB, Vial: Tray1:9

Total-Tetrafurans

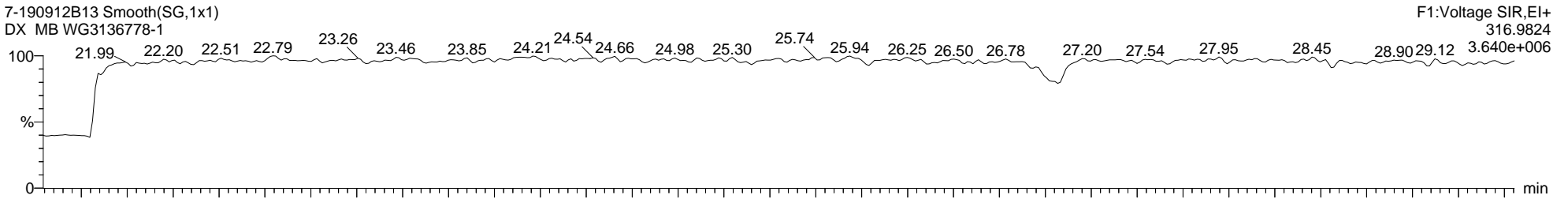
7-190912B13 Smooth(SG,1x1)  
DX MB WG3136778-1



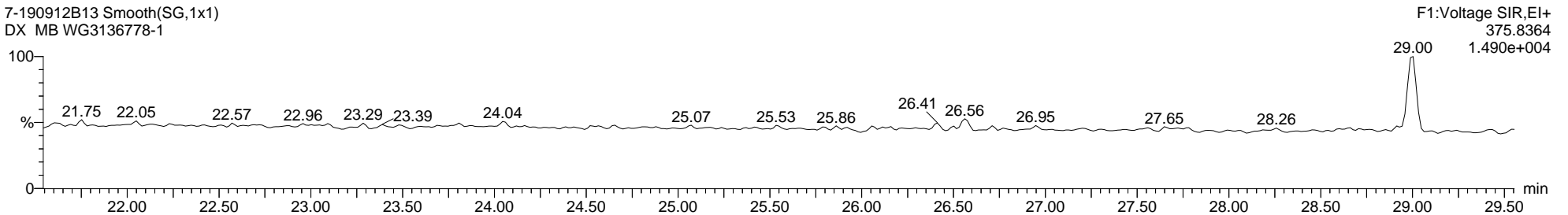
7-190912B13 Smooth(SG,1x1)  
DX MB WG3136778-1



7-190912B13 Smooth(SG,1x1)  
DX MB WG3136778-1



7-190912B13 Smooth(SG,1x1)  
DX MB WG3136778-1



Dataset: C:\MassLynx\Dioxin.PRO\Result Files\7-190912B2-Q1-0913TP.qld

Last Altered: Friday, September 13, 2019 13:44:45 Eastern Daylight Time

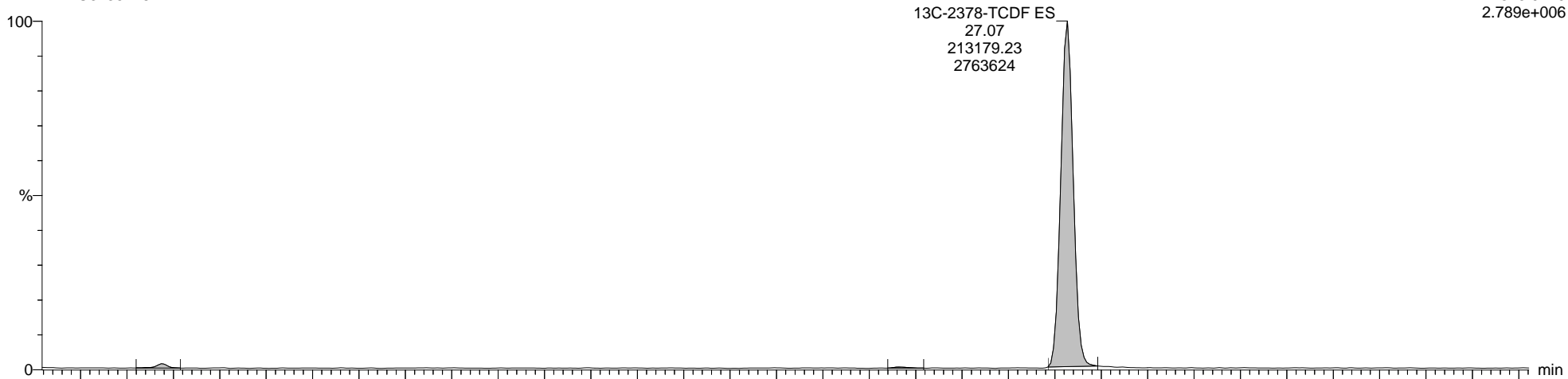
Printed: Monday, September 23, 2019 15:33:08 Eastern Daylight Time

Name: 7-190912B13, Date: 12-Sep-2019, Time: 23:56:52, ID: WG3136778-1, Description: DX MB, Vial: Tray1:9

13C-2378-TCDF ES

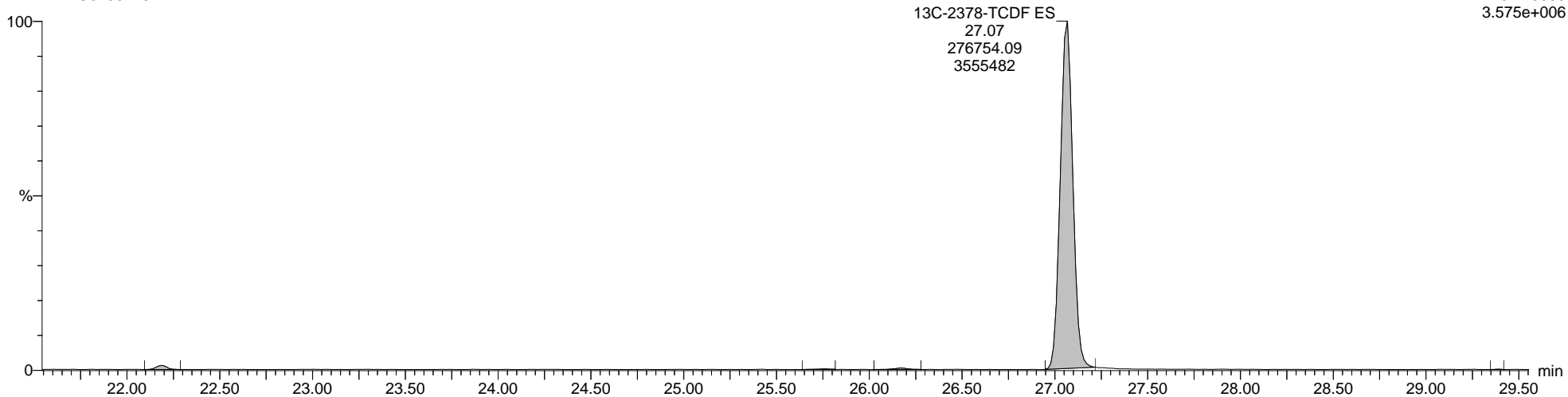
7-190912B13 Smooth(SG,1x1)  
DX MB WG3136778-1

F1:Voltage SIR,EI+  
315.9419  
2.789e+006



7-190912B13 Smooth(SG,1x1)  
DX MB WG3136778-1

F1:Voltage SIR,EI+  
317.9389  
3.575e+006



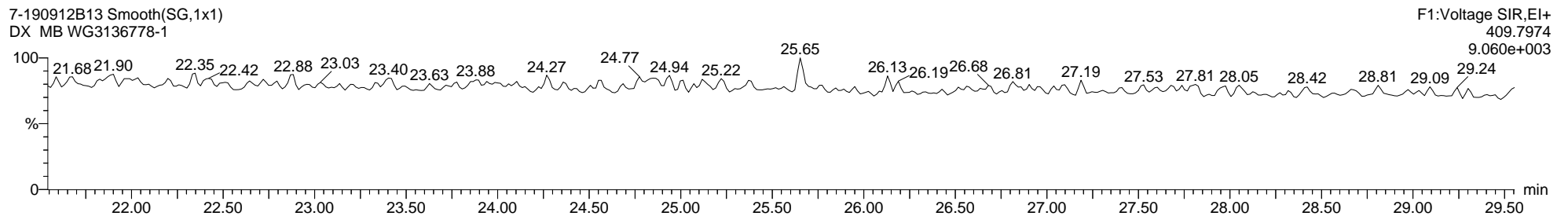
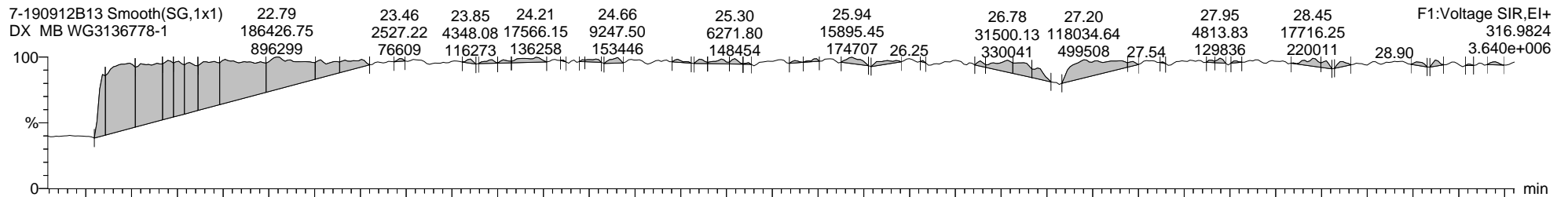
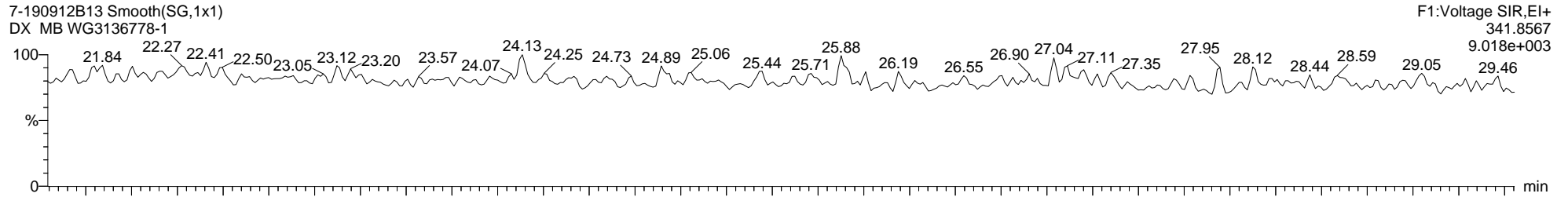
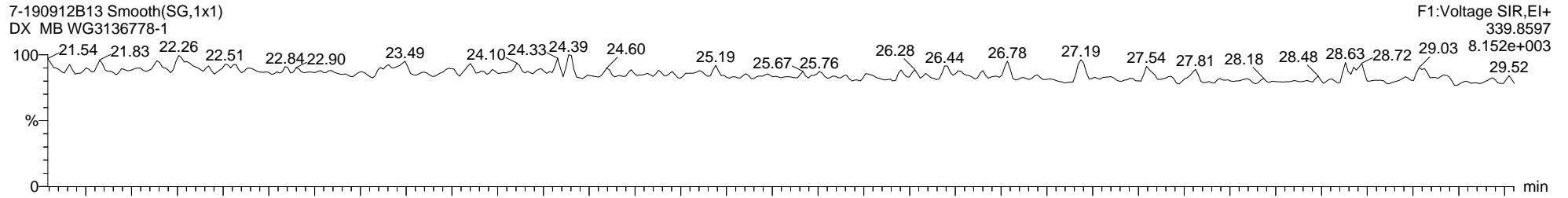
Quantify Sample Report MassLynx MassLynx V4.1 SCN 901

Dataset: C:\MassLynx\Dioxin.PRO\Result Files\7-190912B2-Q1-0913TP.qld

Last Altered: Friday, September 13, 2019 13:44:45 Eastern Daylight Time  
Printed: Monday, September 23, 2019 15:33:08 Eastern Daylight Time

Name: 7-190912B13, Date: 12-Sep-2019, Time: 23:56:52, ID: WG3136778-1, Description: DX MB, Vial: Tray1:9

Total-PeCDF-F1



Quantify Sample Report MassLynx MassLynx V4.1 SCN 901

Dataset: C:\MassLynx\Dioxin.PRO\Result Files\7-190912B2-Q1-0913TP.qld

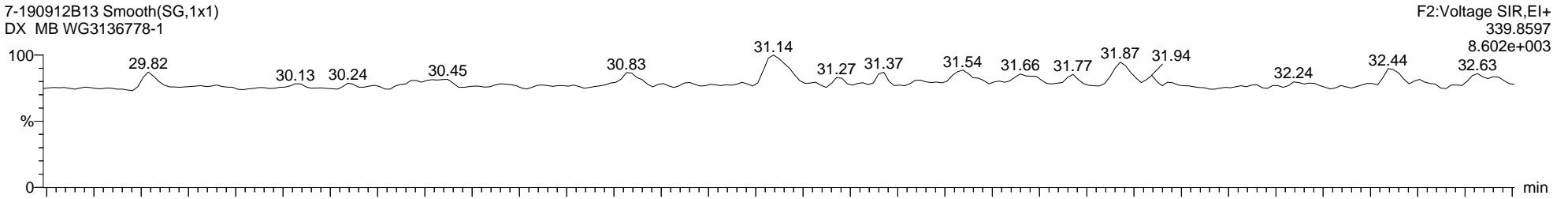
Last Altered: Friday, September 13, 2019 13:44:45 Eastern Daylight Time

Printed: Monday, September 23, 2019 15:33:08 Eastern Daylight Time

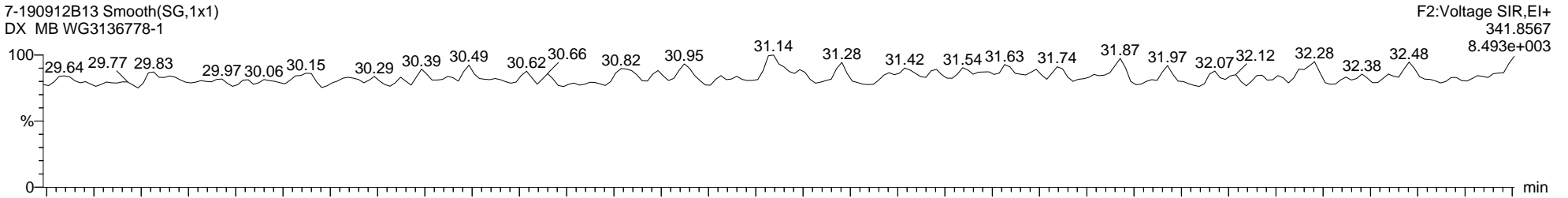
Name: 7-190912B13, Date: 12-Sep-2019, Time: 23:56:52, ID: WG3136778-1, Description: DX MB, Vial: Tray1:9

Total-Pentafurans

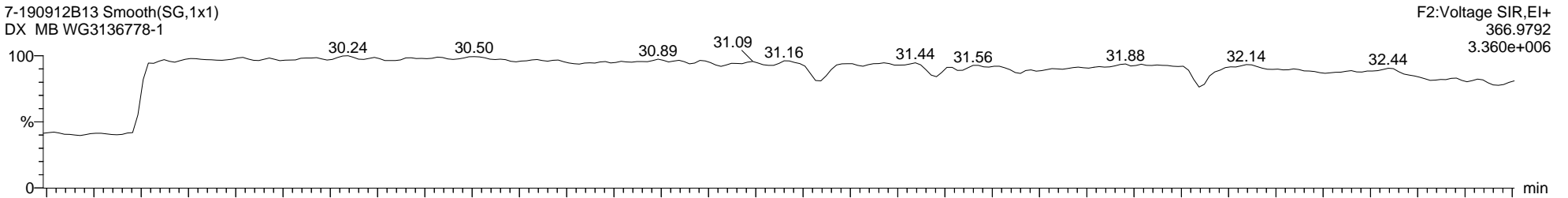
7-190912B13 Smooth(SG,1x1)  
DX MB WG3136778-1



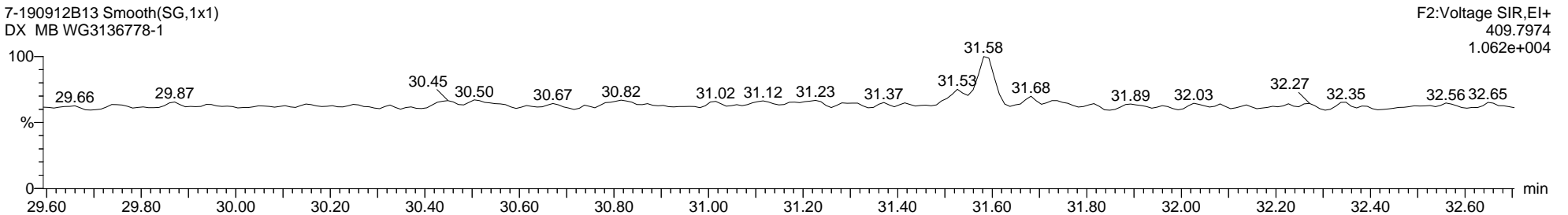
7-190912B13 Smooth(SG,1x1)  
DX MB WG3136778-1



7-190912B13 Smooth(SG,1x1)  
DX MB WG3136778-1



7-190912B13 Smooth(SG,1x1)  
DX MB WG3136778-1



Quantify Sample Report

MassLynx MassLynx V4.1 SCN 901

Dataset: C:\MassLynx\Dioxin.PRO\Result Files\7-190912B2-Q1-0913TP.qld

Last Altered: Friday, September 13, 2019 13:44:45 Eastern Daylight Time

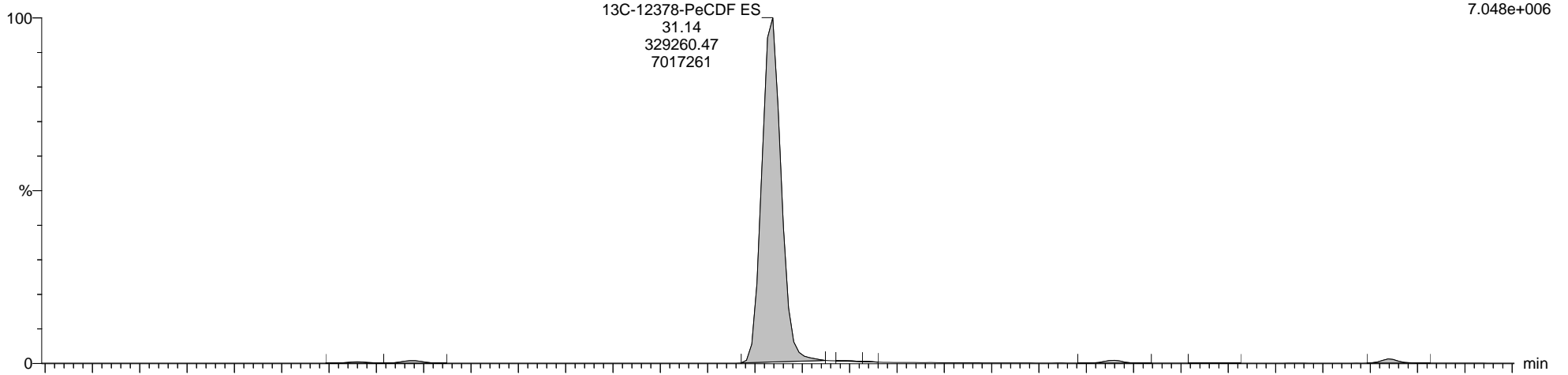
Printed: Monday, September 23, 2019 15:33:08 Eastern Daylight Time

Name: 7-190912B13, Date: 12-Sep-2019, Time: 23:56:52, ID: WG3136778-1, Description: DX MB, Vial: Tray1:9

13C-12378-PeCDF ES

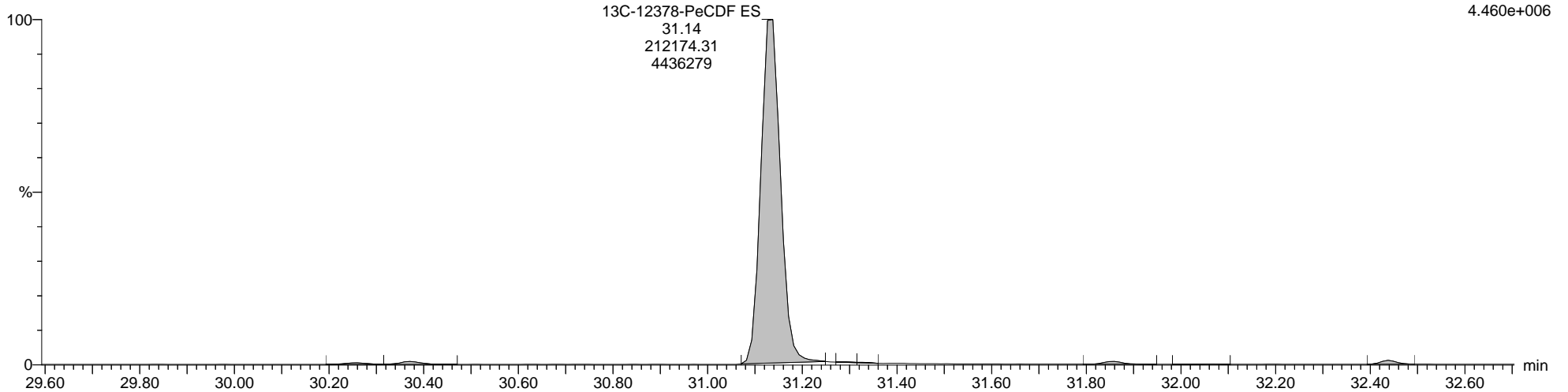
7-190912B13 Smooth(SG,1x1)  
DX MB WG3136778-1

F2:Voltage SIR,EI+  
351.9000  
7.048e+006



7-190912B13 Smooth(SG,1x1)  
DX MB WG3136778-1

F2:Voltage SIR,EI+  
353.8970  
4.460e+006



Quantify Sample Report MassLynx MassLynx V4.1 SCN 901

Dataset: C:\MassLynx\Dioxin.PRO\Result Files\7-190912B2-Q1-0913TP.qld

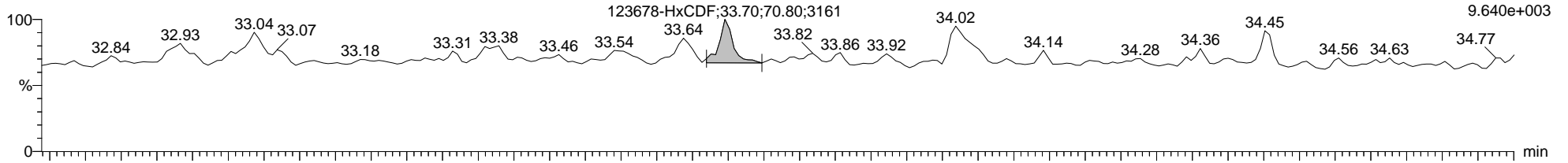
Last Altered: Friday, September 13, 2019 13:44:45 Eastern Daylight Time  
Printed: Monday, September 23, 2019 15:33:08 Eastern Daylight Time

Name: 7-190912B13, Date: 12-Sep-2019, Time: 23:56:52, ID: WG3136778-1, Description: DX MB, Vial: Tray1:9

Total-Hexafurans

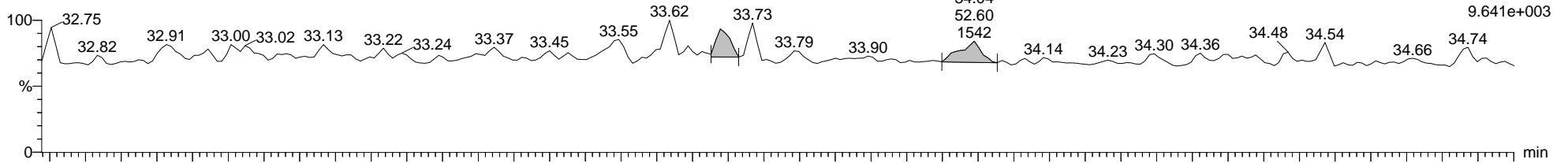
7-190912B13 Smooth(SG,1x1)  
DX MB WG3136778-1

F3:Voltage SIR,EI+  
373.8208  
9.640e+003



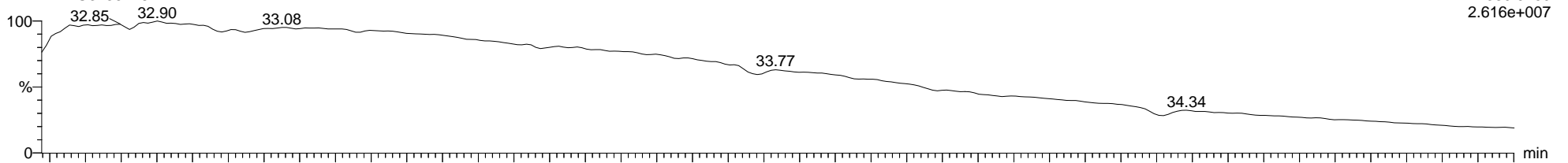
7-190912B13 Smooth(SG,1x1)  
DX MB WG3136778-1

F3:Voltage SIR,EI+  
375.8178  
9.641e+003



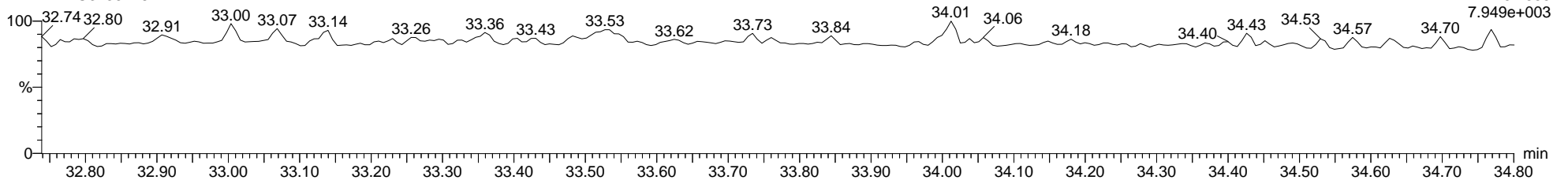
7-190912B13 Smooth(SG,1x1)  
DX MB WG3136778-1

F3:Voltage SIR,EI+  
380.9760  
2.616e+007



7-190912B13 Smooth(SG,1x1)  
DX MB WG3136778-1

F3:Voltage SIR,EI+  
445.7555  
7.949e+003



Quantify Sample Report MassLynx MassLynx V4.1 SCN 901

Dataset: C:\MassLynx\Dioxin.PRO\Result Files\7-190912B2-Q1-0913TP.qld

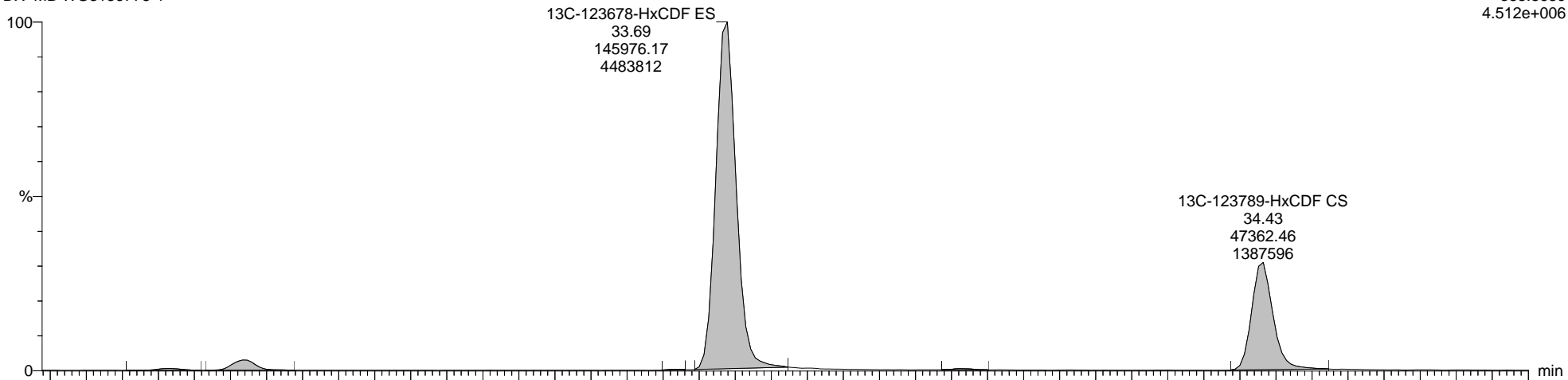
Last Altered: Friday, September 13, 2019 13:44:45 Eastern Daylight Time  
Printed: Monday, September 23, 2019 15:33:08 Eastern Daylight Time

Name: 7-190912B13, Date: 12-Sep-2019, Time: 23:56:52, ID: WG3136778-1, Description: DX MB, Vial: Tray1:9

13C-123678-HxCDF ES

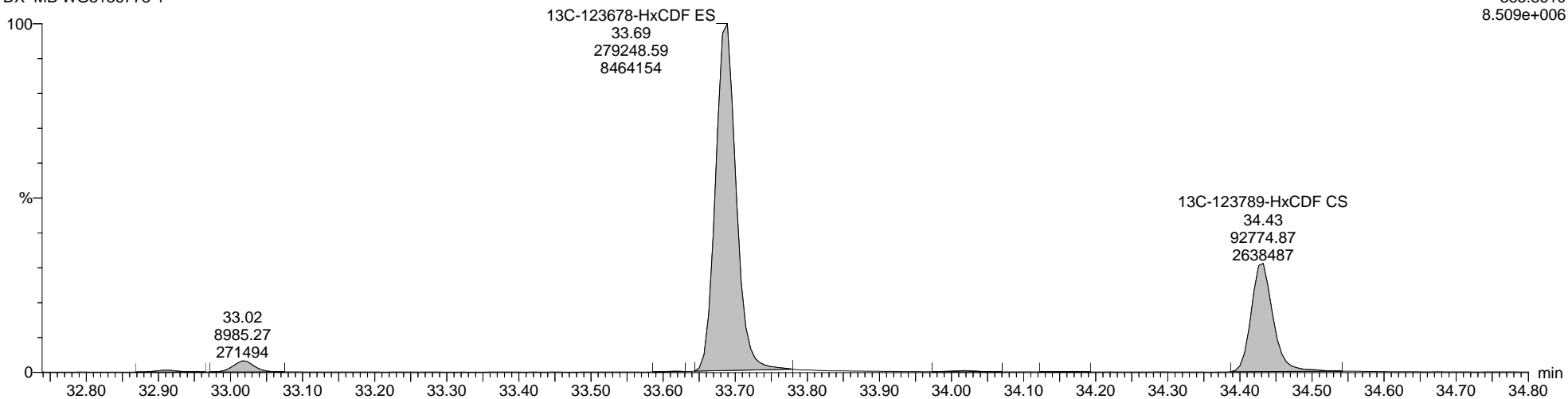
7-190912B13 Smooth(SG,1x1)  
DX MB WG3136778-1

F3:Voltage SIR,EI+  
383.8639  
4.512e+006



7-190912B13 Smooth(SG,1x1)  
DX MB WG3136778-1

F3:Voltage SIR,EI+  
385.8610  
8.509e+006





Quantify Sample Report MassLynx MassLynx V4.1 SCN 901

Dataset: C:\MassLynx\Dioxin.PRO\Result Files\7-190912B2-Q1-0913TP.qld

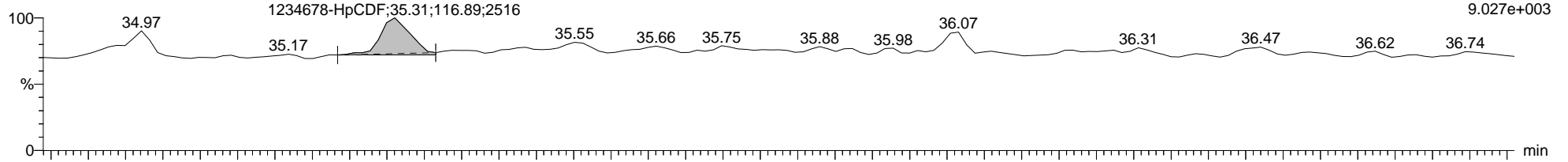
Last Altered: Friday, September 13, 2019 13:44:45 Eastern Daylight Time  
Printed: Monday, September 23, 2019 15:33:08 Eastern Daylight Time

Name: 7-190912B13, Date: 12-Sep-2019, Time: 23:56:52, ID: WG3136778-1, Description: DX MB, Vial: Tray1:9

Total-Heptafurans

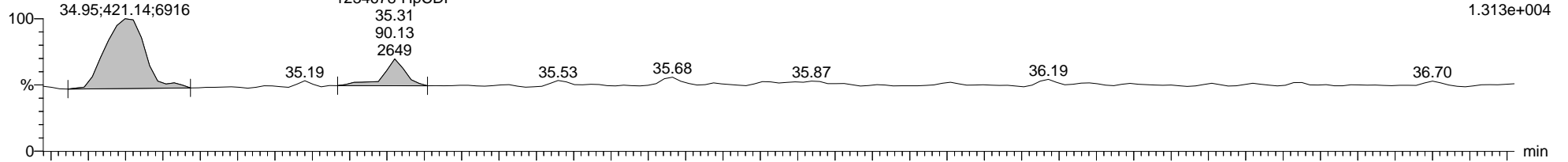
7-190912B13 Smooth(SG,1x1)  
DX MB WG3136778-1

F4:Voltage SIR,EI+  
409.7789  
9.027e+003



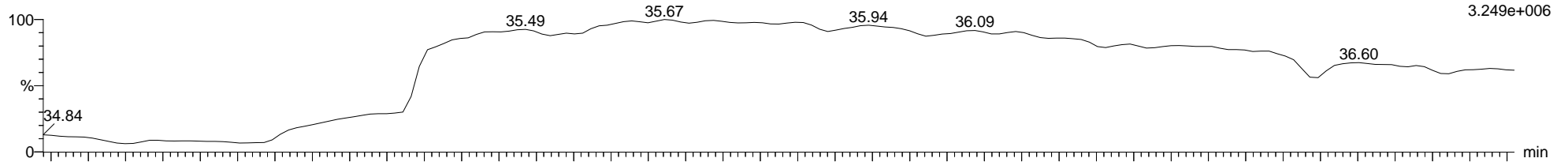
7-190912B13 Smooth(SG,1x1)  
DX MB WG3136778-1

F4:Voltage SIR,EI+  
411.7759  
1.313e+004



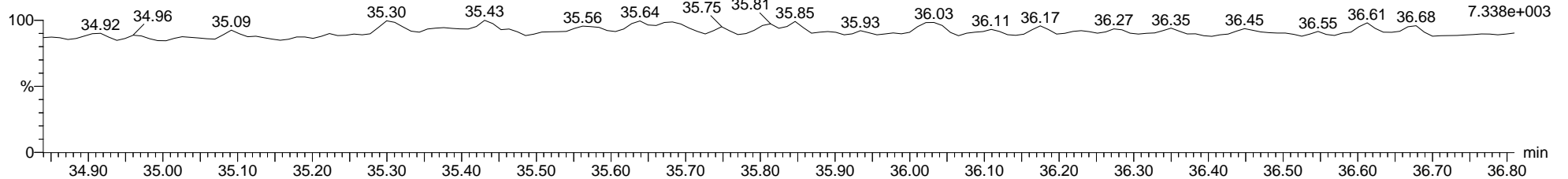
7-190912B13 Smooth(SG,1x1)  
DX MB WG3136778-1

F4:Voltage SIR,EI+  
454.9728  
3.249e+006



7-190912B13 Smooth(SG,1x1)  
DX MB WG3136778-1

F4:Voltage SIR,EI+  
479.7165  
7.338e+003



Quantify Sample Report MassLynx MassLynx V4.1 SCN 901

Dataset: C:\MassLynx\Dioxin.PRO\Result Files\7-190912B2-Q1-0913TP.qld


Last Altered: Friday, September 13, 2019 13:44:45 Eastern Daylight Time  
Printed: Monday, September 23, 2019 15:33:08 Eastern Daylight Time

Name: 7-190912B13, Date: 12-Sep-2019, Time: 23:56:52, ID: WG3136778-1, Description: DX MB, Vial: Tray1:9

13C-1234678-HpCDF ES

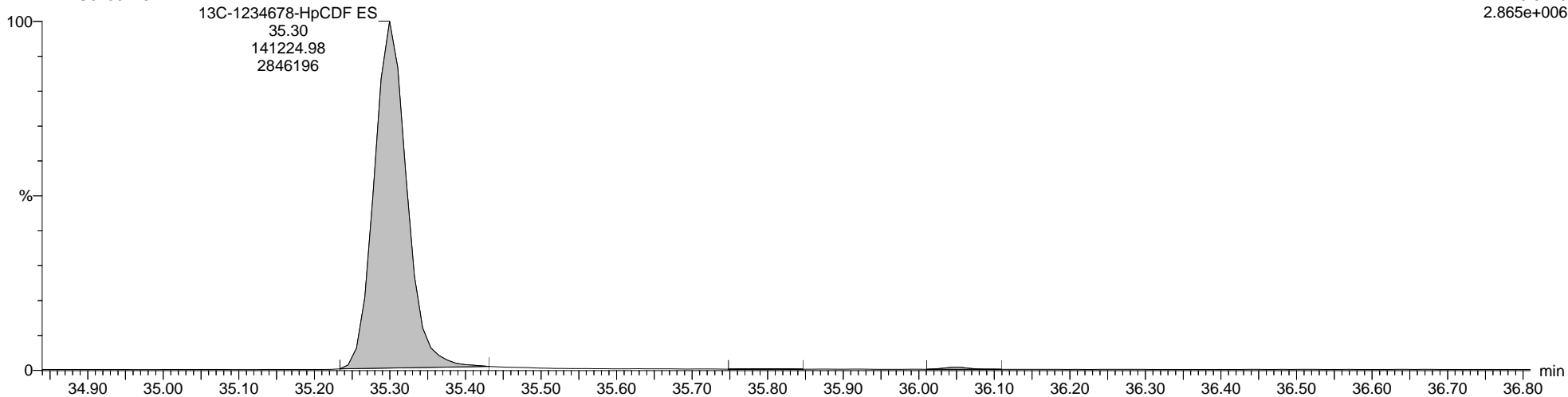
7-190912B13 Smooth(SG,1x1)  
DX MB WG3136778-1

F4:Voltage SIR,EI+  
417.8253  
1.288e+006



7-190912B13 Smooth(SG,1x1)  
DX MB WG3136778-1

F4:Voltage SIR,EI+  
419.8220  
2.865e+006



Quantify Sample Report MassLynx MassLynx V4.1 SCN 901

Dataset: C:\MassLynx\Dioxin.PRO\Result Files\7-190912B2-Q1-0913TP.qld

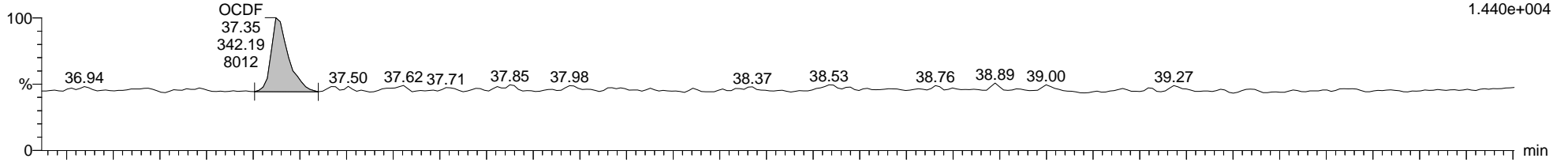
Last Altered: Friday, September 13, 2019 13:44:45 Eastern Daylight Time  
Printed: Monday, September 23, 2019 15:33:08 Eastern Daylight Time

Name: 7-190912B13, Date: 12-Sep-2019, Time: 23:56:52, ID: WG3136778-1, Description: DX MB, Vial: Tray1:9

Totals-OCDF

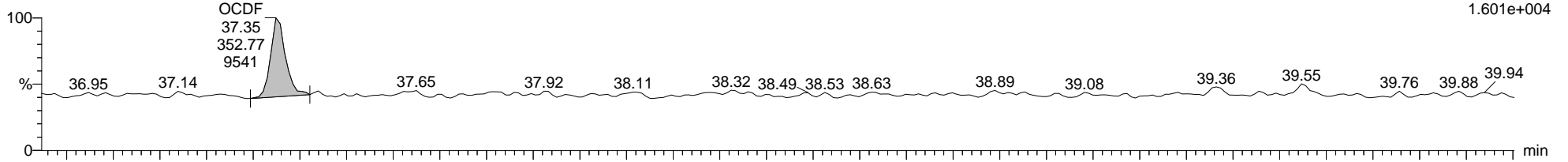
7-190912B13 Smooth(SG,1x1)  
DX MB WG3136778-1

F5:Voltage SIR,EI+  
441.7428  
1.440e+004



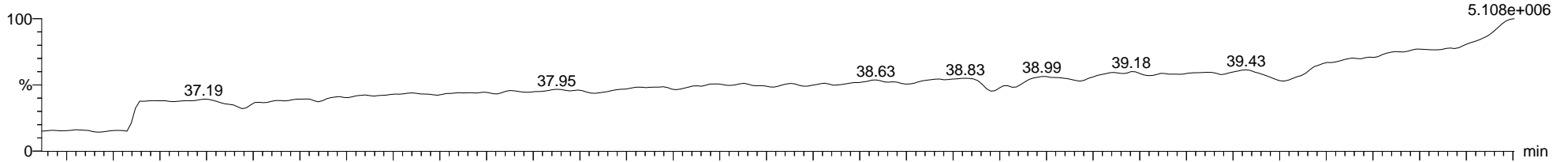
7-190912B13 Smooth(SG,1x1)  
DX MB WG3136778-1

F5:Voltage SIR,EI+  
443.7398  
1.601e+004



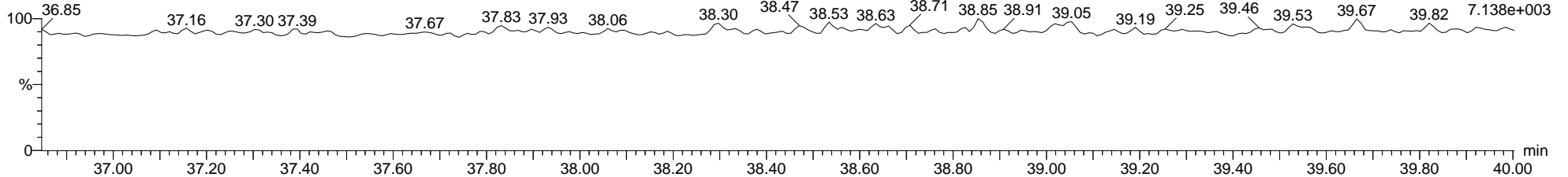
7-190912B13 Smooth(SG,1x1)  
DX MB WG3136778-1

F5:Voltage SIR,EI+  
454.9728  
5.108e+006



7-190912B13 Smooth(SG,1x1)  
DX MB WG3136778-1

F5:Voltage SIR,EI+  
513.6775  
7.138e+003



Quantify Sample Report MassLynx MassLynx V4.1 SCN 901

Dataset: C:\MassLynx\Dioxin.PRO\Result Files\7-190912B2-Q1-0913TP.qld

Last Altered: Friday, September 13, 2019 13:44:45 Eastern Daylight Time

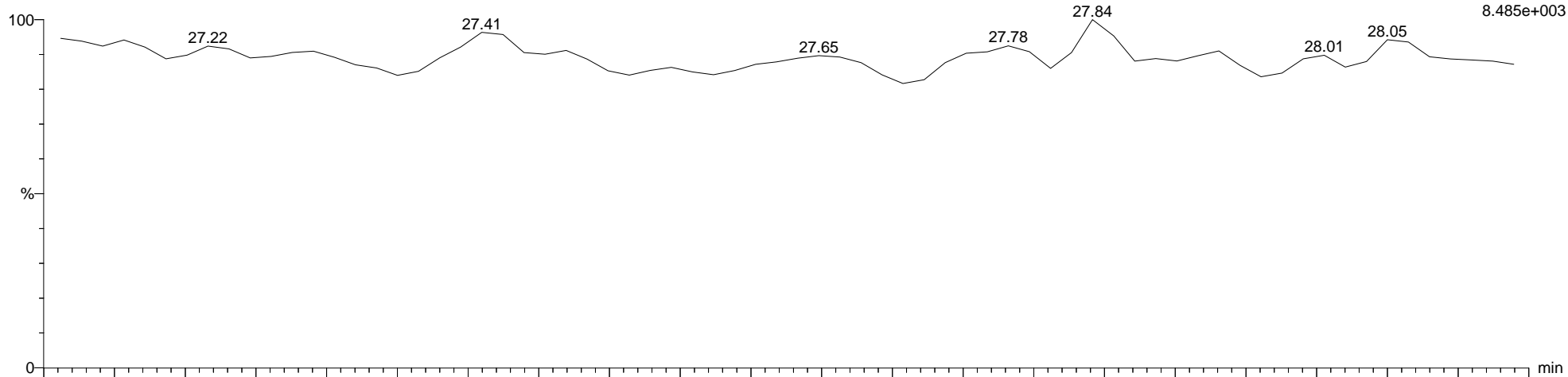
Printed: Monday, September 23, 2019 15:33:08 Eastern Daylight Time

Name: 7-190912B14, Date: 13-Sep-2019, Time: 00:38:59, ID: WG3136778-4, Description: DX MB, Vial: Tray1:10

2378-TCDD

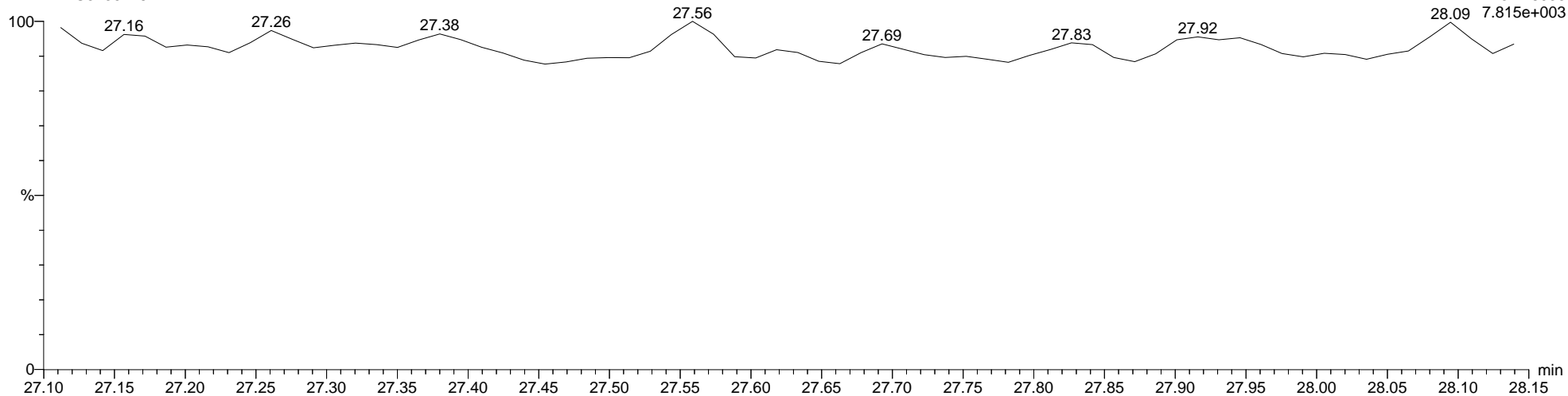
7-190912B14 Smooth(SG,1x1)  
DX MB WG3136778-4

F1:Voltage SIR,EI+  
319.8965  
8.485e+003



7-190912B14 Smooth(SG,1x1)  
DX MB WG3136778-4

F1:Voltage SIR,EI+  
321.8936  
7.815e+003



Quantify Sample Report MassLynx MassLynx V4.1 SCN 901

Dataset: C:\MassLynx\Dioxin.PRO\Result Files\7-190912B2-Q1-0913TP.qld

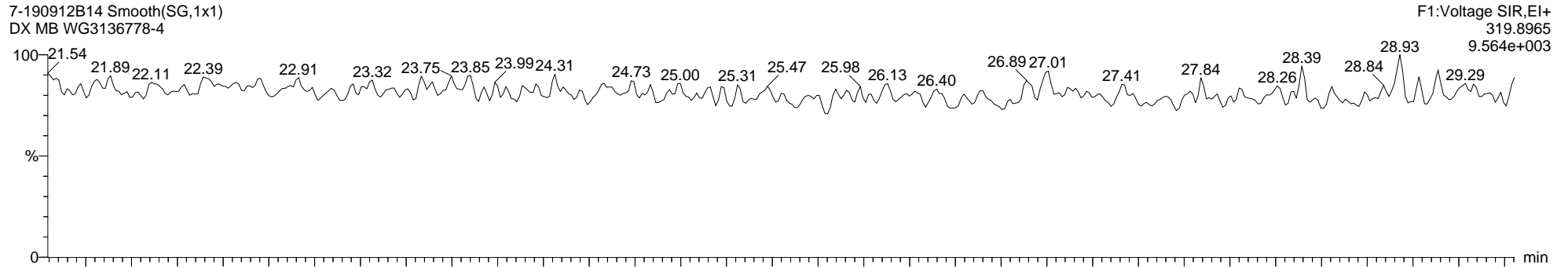
Last Altered: Friday, September 13, 2019 13:44:45 Eastern Daylight Time

Printed: Monday, September 23, 2019 15:33:08 Eastern Daylight Time

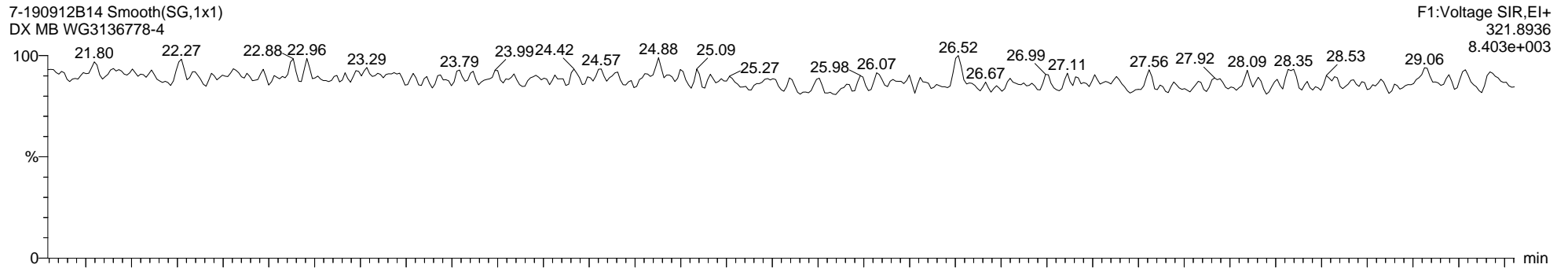
Name: 7-190912B14, Date: 13-Sep-2019, Time: 00:38:59, ID: WG3136778-4, Description: DX MB, Vial: Tray1:10

Total-Tetradoxins

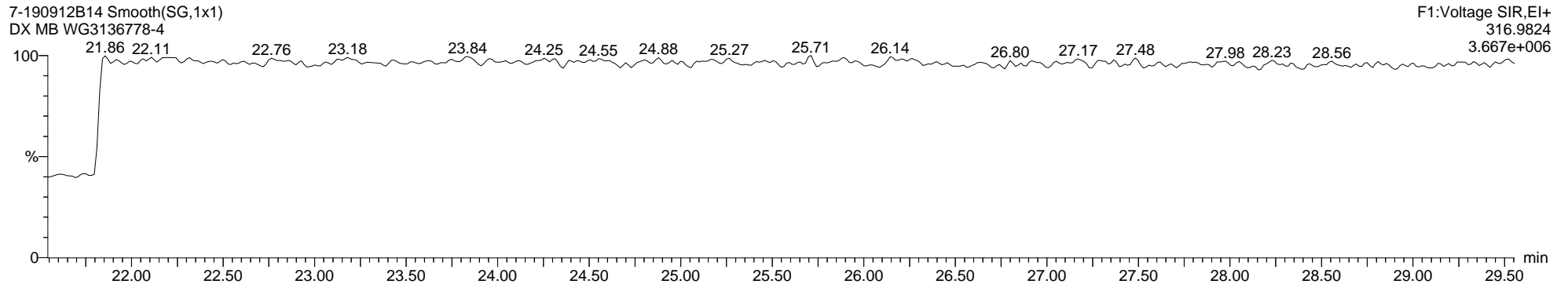
7-190912B14 Smooth(SG,1x1)  
DX MB WG3136778-4



7-190912B14 Smooth(SG,1x1)  
DX MB WG3136778-4



7-190912B14 Smooth(SG,1x1)  
DX MB WG3136778-4



Dataset: C:\MassLynx\Dioxin.PRO\Result Files\7-190912B2-Q1-0913TP.qld

Last Altered: Friday, September 13, 2019 13:44:45 Eastern Daylight Time


Printed: Monday, September 23, 2019 15:33:08 Eastern Daylight Time

Name: 7-190912B14, Date: 13-Sep-2019, Time: 00:38:59, ID: WG3136778-4, Description: DX MB, Vial: Tray1:10

13C-2378-TCDD ES

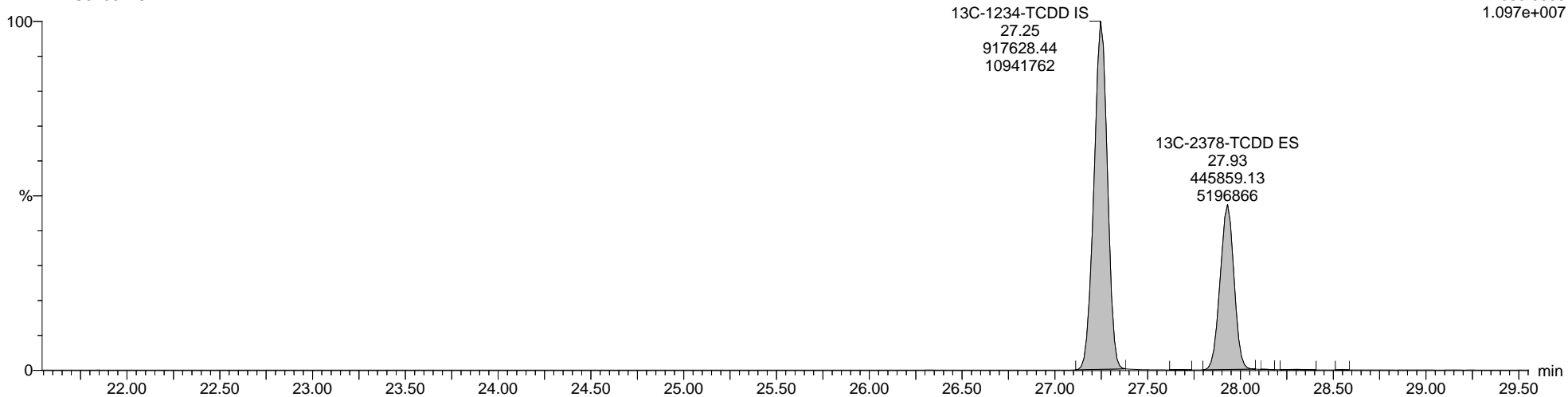
7-190912B14 Smooth(SG,1x1)  
DX MB WG3136778-4

F1:Voltage SIR,EI+  
331.9368  
8.628e+006



7-190912B14 Smooth(SG,1x1)  
DX MB WG3136778-4

F1:Voltage SIR,EI+  
333.9339  
1.097e+007



Quantify Sample Report MassLynx MassLynx V4.1 SCN 901

Dataset: C:\MassLynx\Dioxin.PRO\Result Files\7-190912B2-Q1-0913TP.qld

Last Altered: Friday, September 13, 2019 13:44:45 Eastern Daylight Time

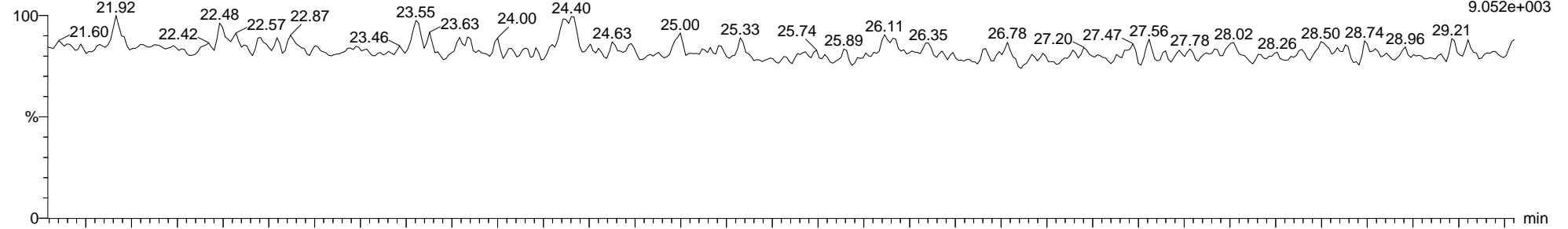
Printed: Monday, September 23, 2019 15:33:08 Eastern Daylight Time

Name: 7-190912B14, Date: 13-Sep-2019, Time: 00:38:59, ID: WG3136778-4, Description: DX MB, Vial: Tray1:10

Totals-37Cl-2378-TCDD

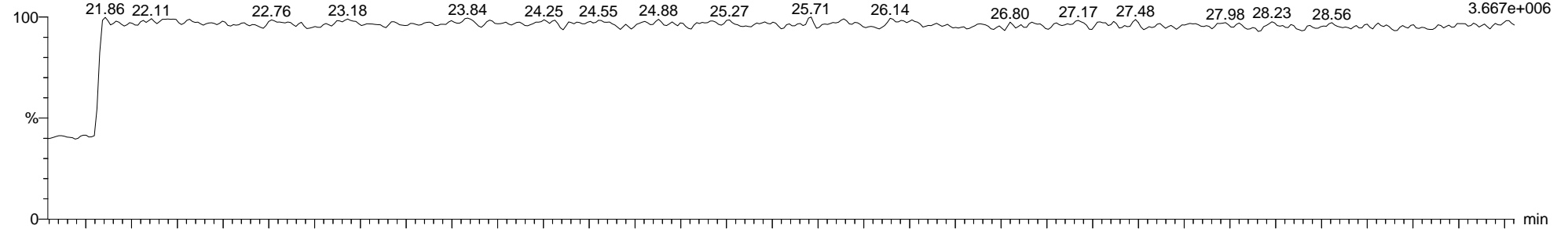
7-190912B14 Smooth(SG,1x1)

DX MB WG3136778-4



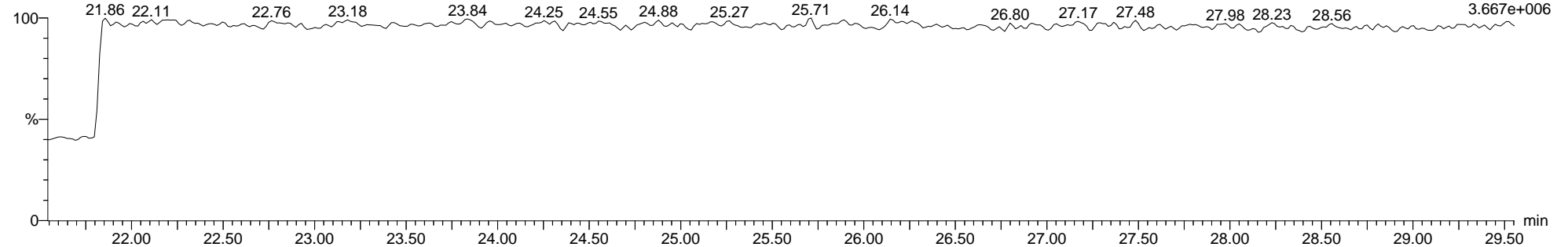
7-190912B14 Smooth(SG,1x1)

DX MB WG3136778-4



7-190912B14 Smooth(SG,1x1)

DX MB WG3136778-4



Quantify Sample Report MassLynx MassLynx V4.1 SCN 901

Dataset: C:\MassLynx\Dioxin.PRO\Result Files\7-190912B2-Q1-0913TP.qld

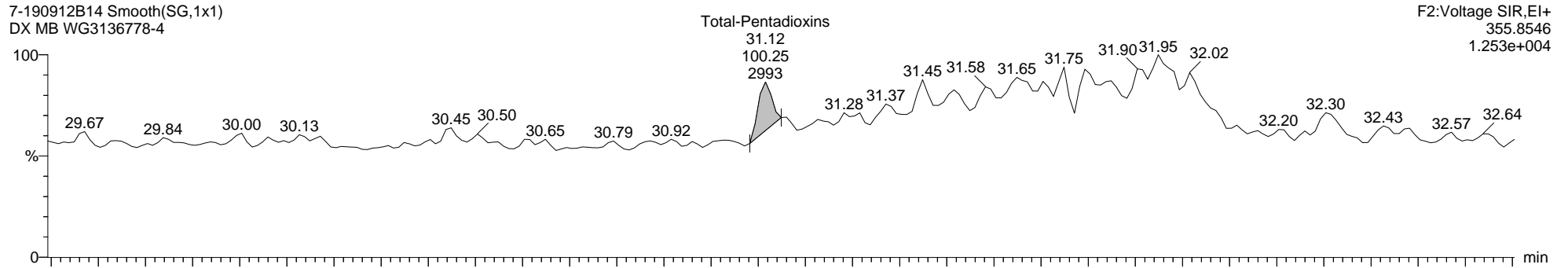
Last Altered: Friday, September 13, 2019 13:44:45 Eastern Daylight Time

Printed: Monday, September 23, 2019 15:33:08 Eastern Daylight Time

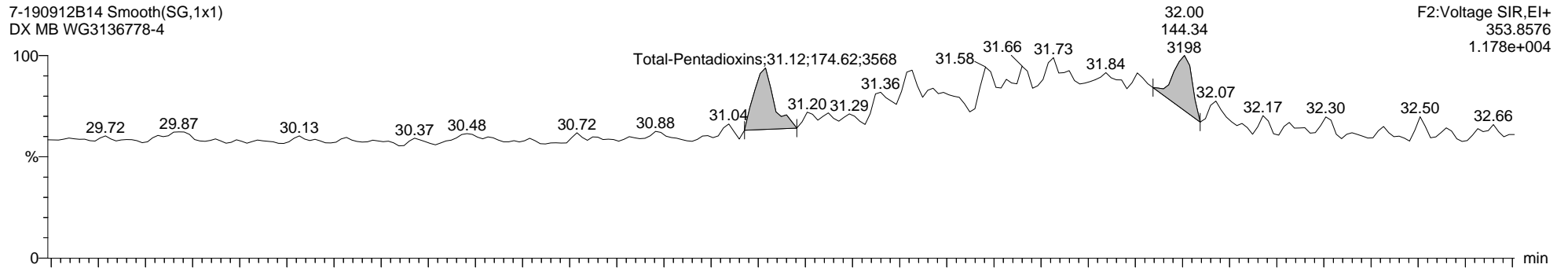
Name: 7-190912B14, Date: 13-Sep-2019, Time: 00:38:59, ID: WG3136778-4, Description: DX MB, Vial: Tray1:10

Total-Pentadioxins

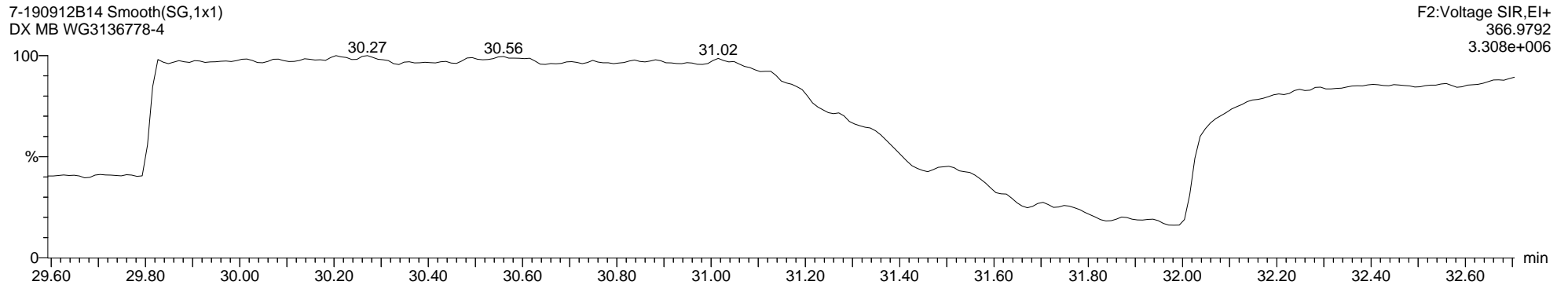
7-190912B14 Smooth(SG,1x1)  
DX MB WG3136778-4



7-190912B14 Smooth(SG,1x1)  
DX MB WG3136778-4



7-190912B14 Smooth(SG,1x1)  
DX MB WG3136778-4





Quantify Sample Report

MassLynx MassLynx V4.1 SCN 901

Dataset: C:\MassLynx\Dioxin.PRO\Result Files\7-190912B2-Q1-0913TP.qld

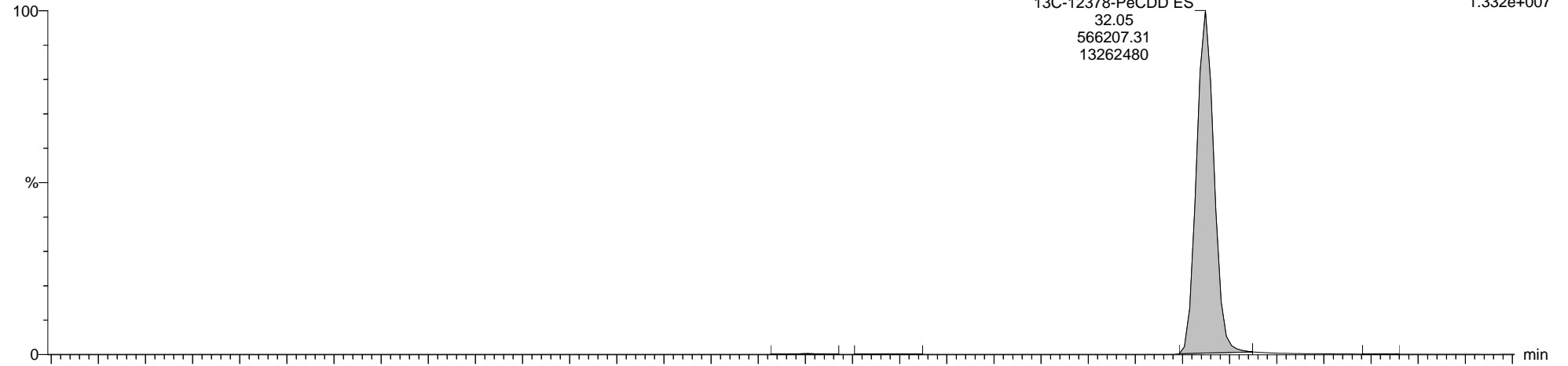
Last Altered: Friday, September 13, 2019 13:44:45 Eastern Daylight Time

Printed: Monday, September 23, 2019 15:33:08 Eastern Daylight Time

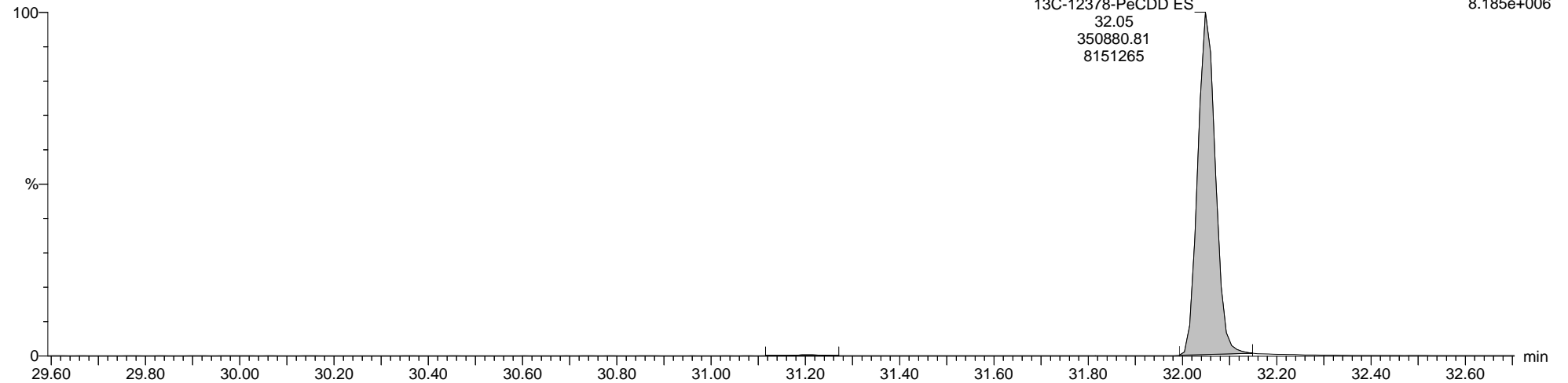
Name: 7-190912B14, Date: 13-Sep-2019, Time: 00:38:59, ID: WG3136778-4, Description: DX MB, Vial: Tray1:10

13C-12378-PeCDD ES

7-190912B14 Smooth(SG,1x1)  
DX MB WG3136778-4



7-190912B14 Smooth(SG,1x1)  
DX MB WG3136778-4



Quantify Sample Report MassLynx MassLynx V4.1 SCN 901

Dataset: C:\MassLynx\Dioxin.PRO\Result Files\7-190912B2-Q1-0913TP.qld

Last Altered: Friday, September 13, 2019 13:44:45 Eastern Daylight Time

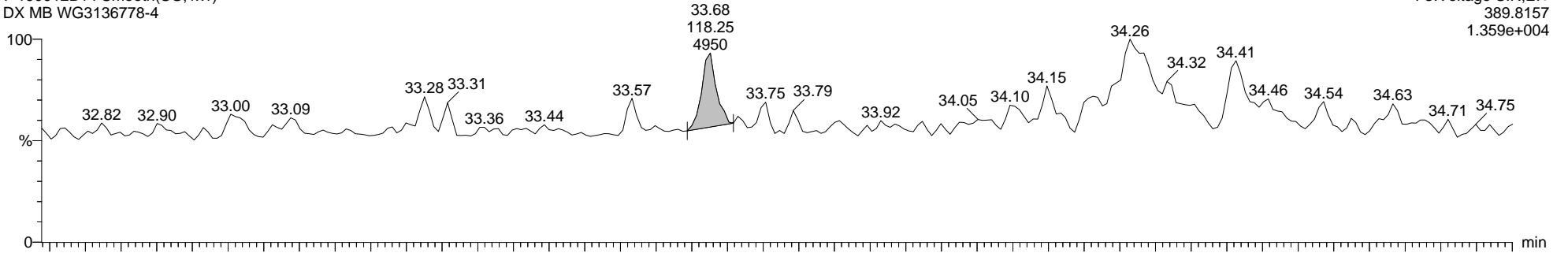
Printed: Monday, September 23, 2019 15:33:08 Eastern Daylight Time

Name: 7-190912B14, Date: 13-Sep-2019, Time: 00:38:59, ID: WG3136778-4, Description: DX MB, Vial: Tray1:10

Total-Hexadioxins

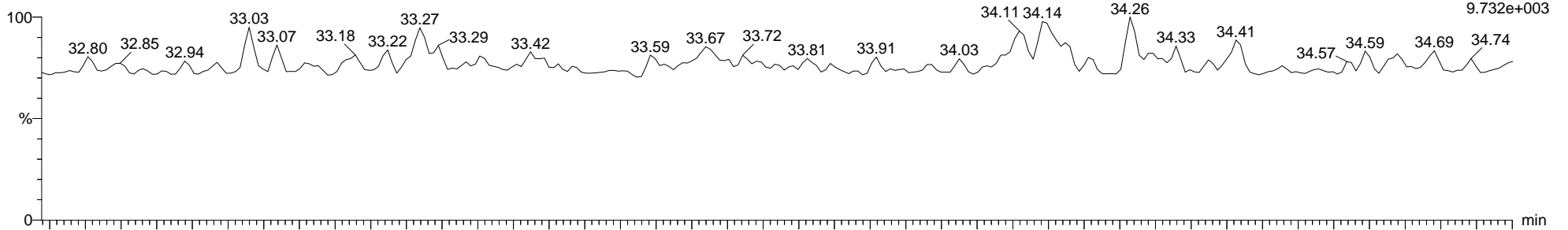
7-190912B14 Smooth(SG,1x1)  
DX MB WG3136778-4

F3:Voltage SIR,EI+  
389.8157  
1.359e+004



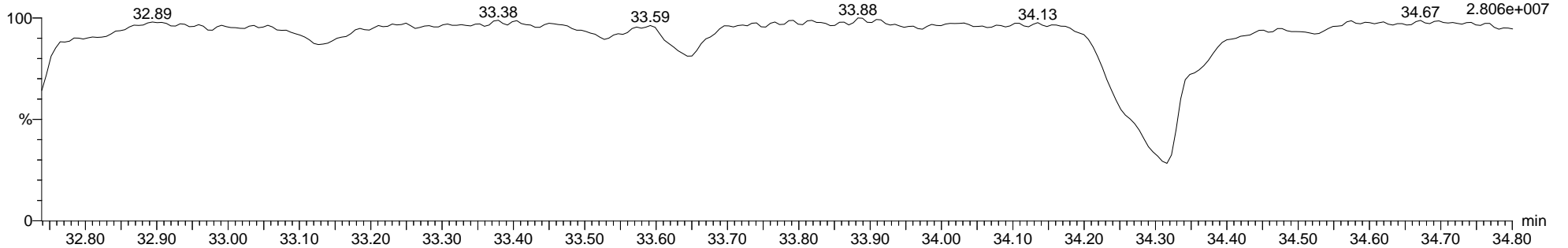
7-190912B14 Smooth(SG,1x1)  
DX MB WG3136778-4

F3:Voltage SIR,EI+  
391.8127  
9.732e+003



7-190912B14 Smooth(SG,1x1)  
DX MB WG3136778-4

F3:Voltage SIR,EI+  
380.9760  
2.806e+007



Dataset: C:\MassLynx\Dioxin.PRO\Result Files\7-190912B2-Q1-0913TP.qld

Last Altered: Friday, September 13, 2019 13:44:45 Eastern Daylight Time

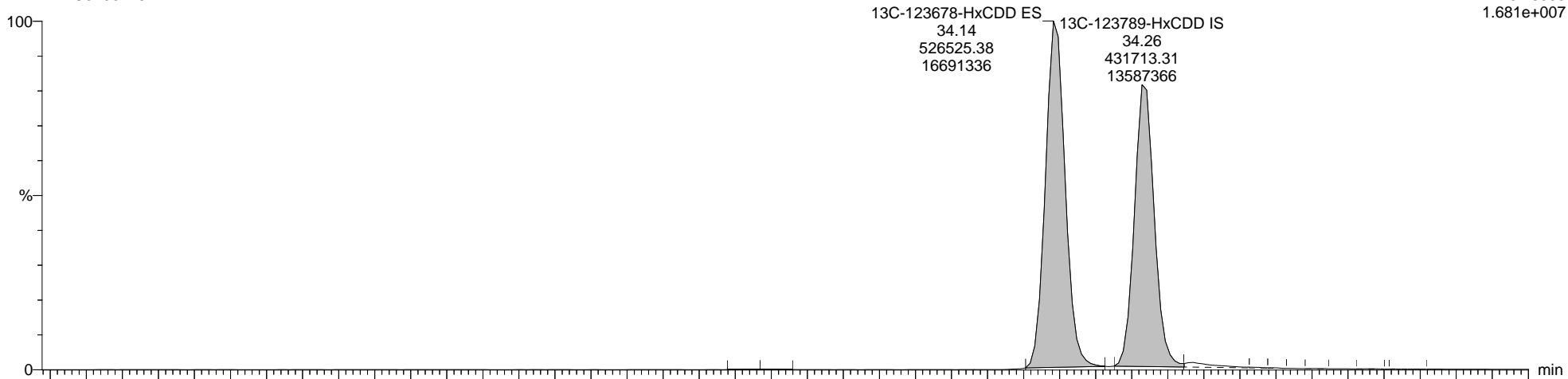
Printed: Monday, September 23, 2019 15:33:08 Eastern Daylight Time

Name: 7-190912B14, Date: 13-Sep-2019, Time: 00:38:59, ID: WG3136778-4, Description: DX MB, Vial: Tray1:10

13C-123678-HxCDD ES

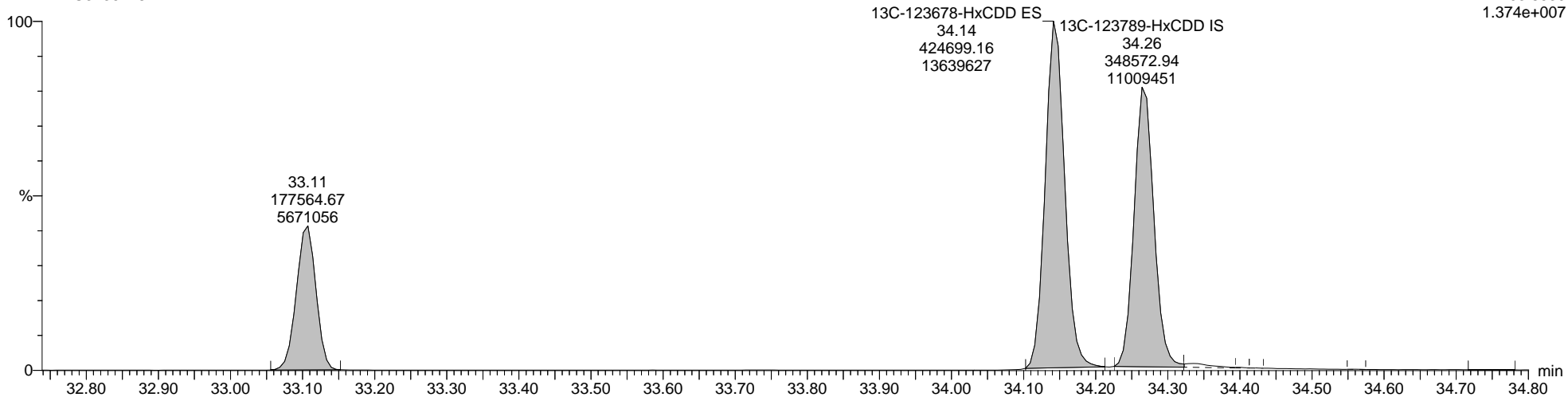
7-190912B14 Smooth(SG,1x1)  
DX MB WG3136778-4

F3:Voltage SIR,EI+  
401.8559  
1.681e+007



7-190912B14 Smooth(SG,1x1)  
DX MB WG3136778-4

F3:Voltage SIR,EI+  
403.8530  
1.374e+007



Quantify Sample Report MassLynx MassLynx V4.1 SCN 901

Dataset: C:\MassLynx\Dioxin.PRO\Result Files\7-190912B2-Q1-0913TP.qld

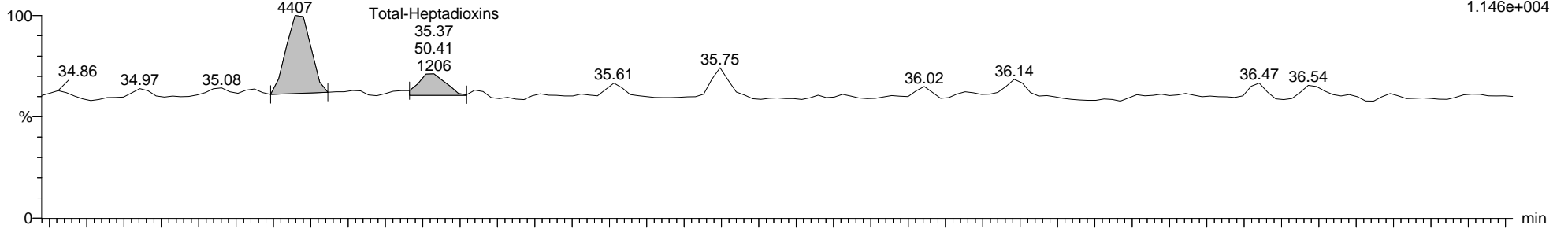
Last Altered: Friday, September 13, 2019 13:44:45 Eastern Daylight Time  
Printed: Monday, September 23, 2019 15:33:08 Eastern Daylight Time

Name: 7-190912B14, Date: 13-Sep-2019, Time: 00:38:59, ID: WG3136778-4, Description: DX MB, Vial: Tray1:10

Total-Heptadioxins

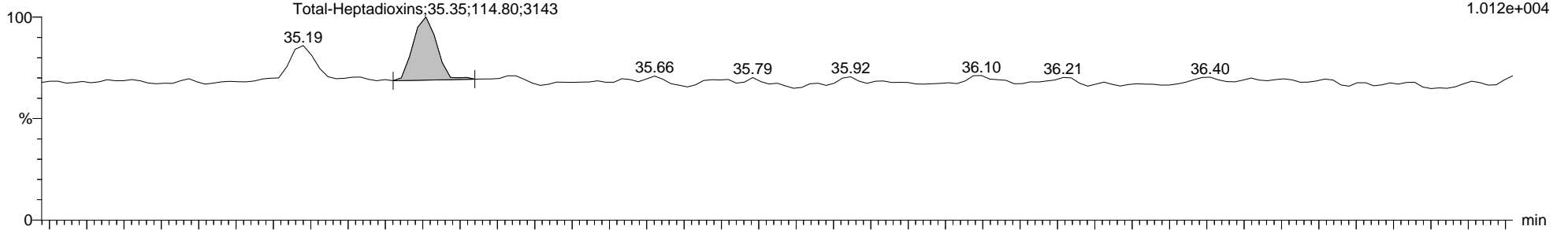
7-190912B14 Smooth(SG,1x1)  
DX MB WG3136778-4

F4:Voltage SIR,EI+  
423.7766  
1.146e+004



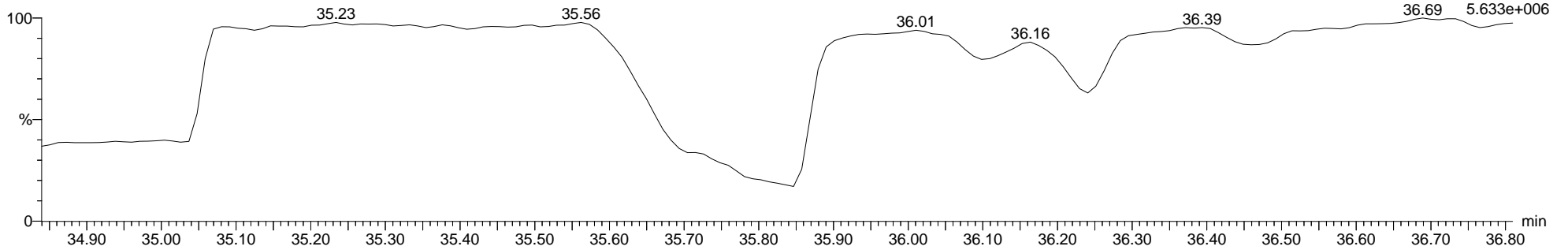
7-190912B14 Smooth(SG,1x1)  
DX MB WG3136778-4

F4:Voltage SIR,EI+  
425.7737  
1.012e+004



7-190912B14 Smooth(SG,1x1)  
DX MB WG3136778-4

F4:Voltage SIR,EI+  
454.9728  
5.633e+006



Quantify Sample Report MassLynx MassLynx V4.1 SCN 901

Dataset: C:\MassLynx\Dioxin.PRO\Result Files\7-190912B2-Q1-0913TP.qld

Last Altered: Friday, September 13, 2019 13:44:45 Eastern Daylight Time

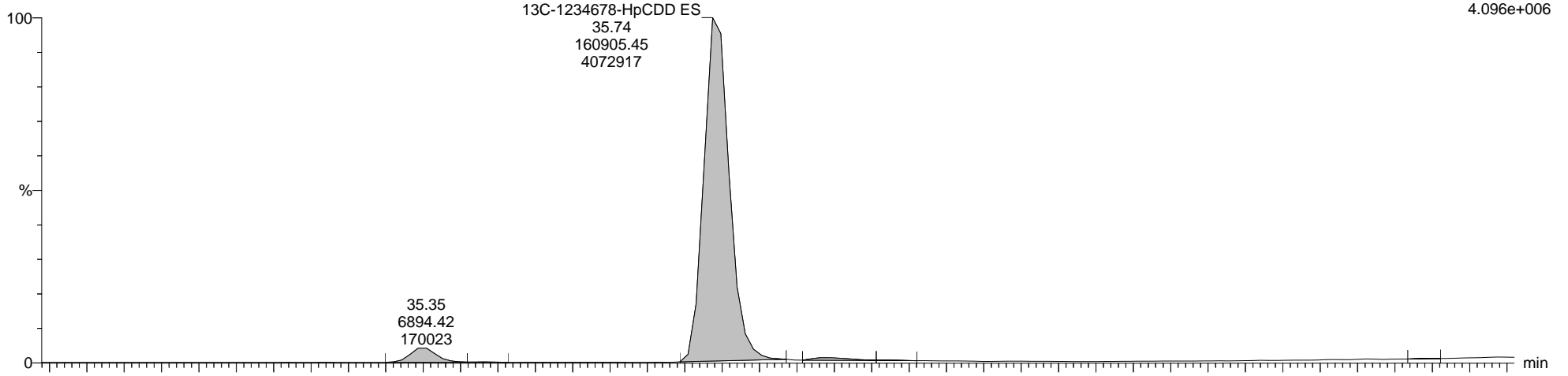
Printed: Monday, September 23, 2019 15:33:08 Eastern Daylight Time

Name: 7-190912B14, Date: 13-Sep-2019, Time: 00:38:59, ID: WG3136778-4, Description: DX MB, Vial: Tray1:10

13C-1234678-HpCDD ES

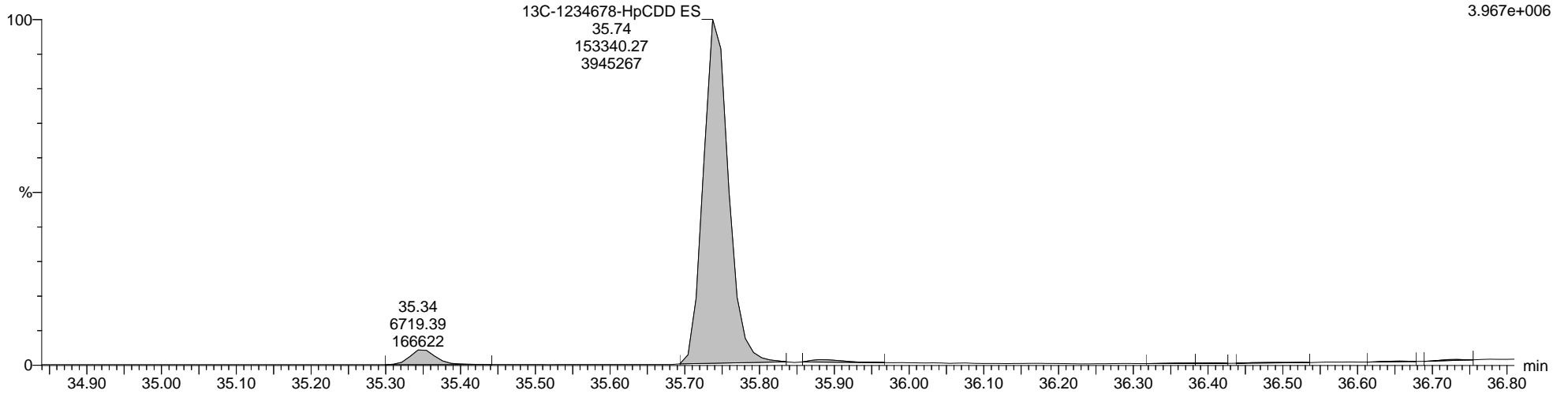
7-190912B14 Smooth(SG,1x1)  
DX MB WG3136778-4

F4:Voltage SIR,EI+  
435.8169  
4.096e+006



7-190912B14 Smooth(SG,1x1)  
DX MB WG3136778-4

F4:Voltage SIR,EI+  
437.8140  
3.967e+006



Quantify Sample Report MassLynx MassLynx V4.1 SCN 901

Dataset: C:\MassLynx\Dioxin.PRO\Result Files\7-190912B2-Q1-0913TP.qld

Last Altered: Friday, September 13, 2019 13:44:45 Eastern Daylight Time

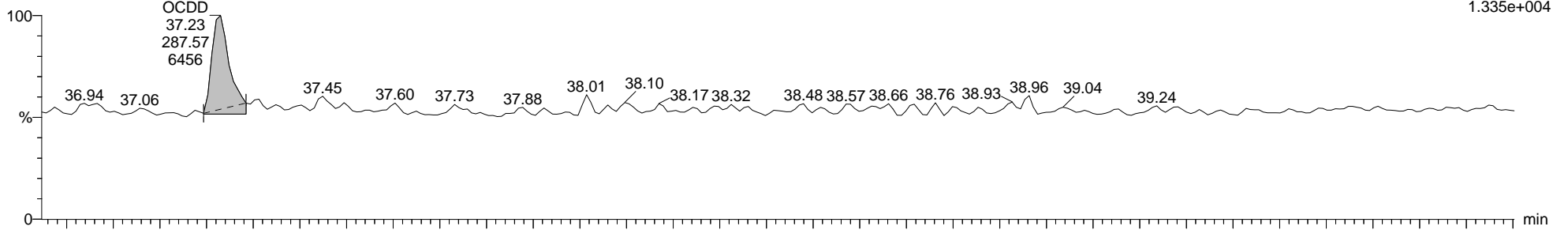
Printed: Monday, September 23, 2019 15:33:08 Eastern Daylight Time

Name: 7-190912B14, Date: 13-Sep-2019, Time: 00:38:59, ID: WG3136778-4, Description: DX MB, Vial: Tray1:10

Total-OCDD

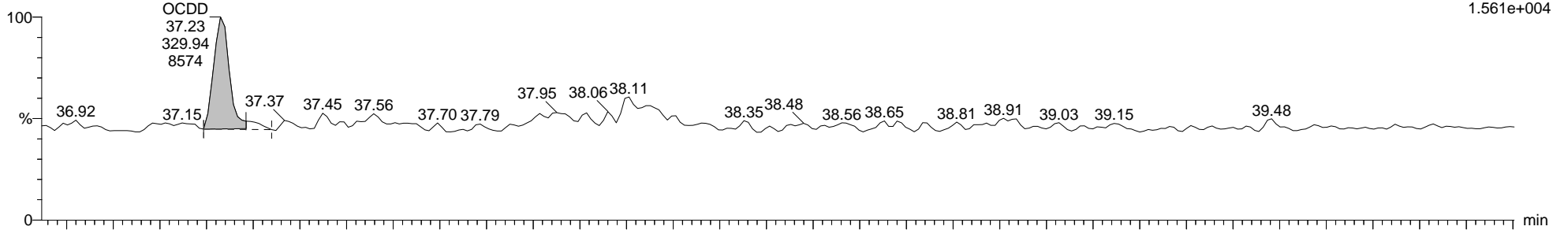
7-190912B14 Smooth(SG,1x1)  
DX MB WG3136778-4

F5:Voltage SIR,EI+  
457.7377  
1.335e+004



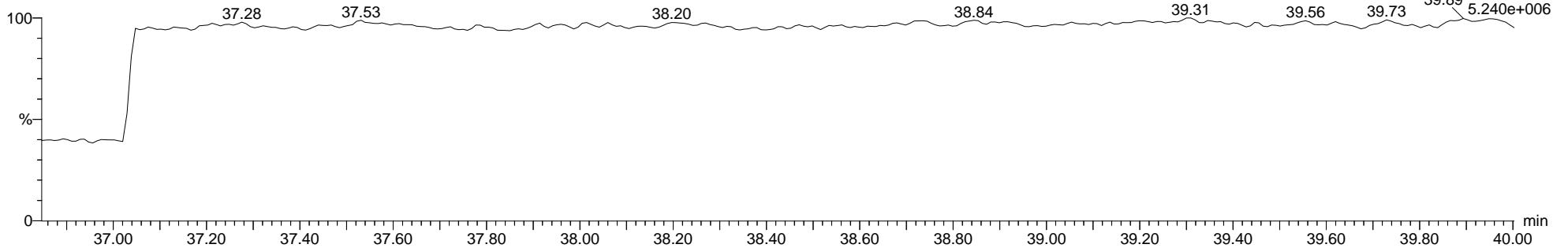
7-190912B14 Smooth(SG,1x1)  
DX MB WG3136778-4

F5:Voltage SIR,EI+  
459.7348  
1.561e+004



7-190912B14 Smooth(SG,1x1)  
DX MB WG3136778-4

F5:Voltage SIR,EI+  
454.9728  
5.240e+006



Quantify Sample Report

MassLynx MassLynx V4.1 SCN 901

Dataset: C:\MassLynx\Dioxin.PRO\Result Files\7-190912B2-Q1-0913TP.qld

Last Altered: Friday, September 13, 2019 13:44:45 Eastern Daylight Time


Printed: Monday, September 23, 2019 15:33:08 Eastern Daylight Time

Name: 7-190912B14, Date: 13-Sep-2019, Time: 00:38:59, ID: WG3136778-4, Description: DX MB, Vial: Tray1:10

13C-OCDD ES

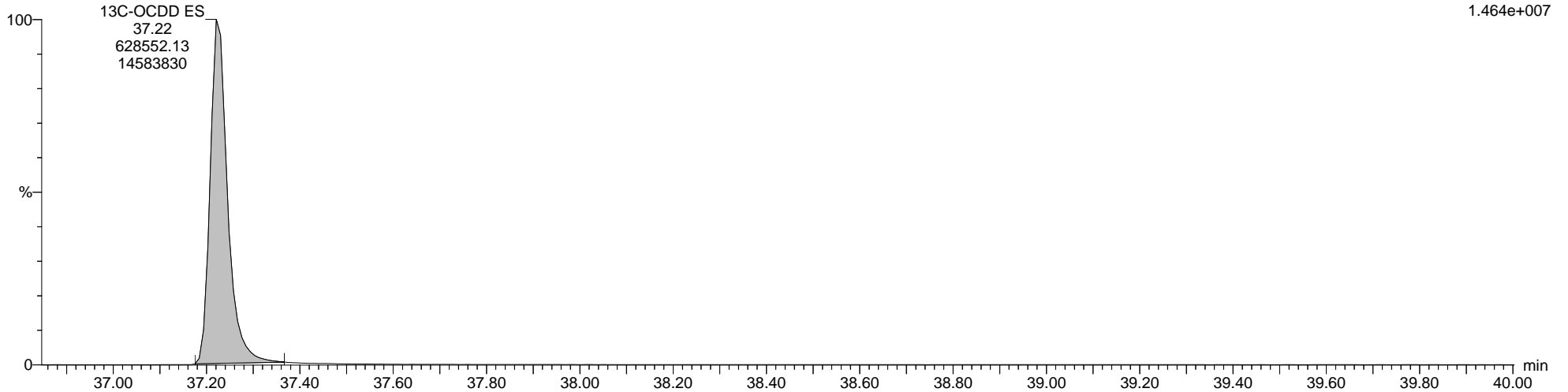
7-190912B14 Smooth(SG,1x1)  
DX MB WG3136778-4

F5:Voltage SIR,EI+  
469.7779  
1.294e+007



7-190912B14 Smooth(SG,1x1)  
DX MB WG3136778-4

F5:Voltage SIR,EI+  
471.7750  
1.464e+007



Quantify Sample Report

MassLynx MassLynx V4.1 SCN 901

Dataset: C:\MassLynx\Dioxin.PRO\Result Files\7-190912B2-Q1-0913TP.qld

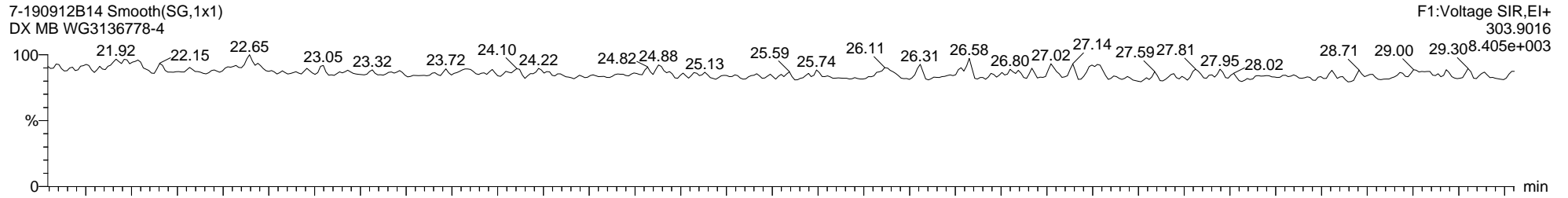
Last Altered: Friday, September 13, 2019 13:44:45 Eastern Daylight Time

Printed: Monday, September 23, 2019 15:33:08 Eastern Daylight Time

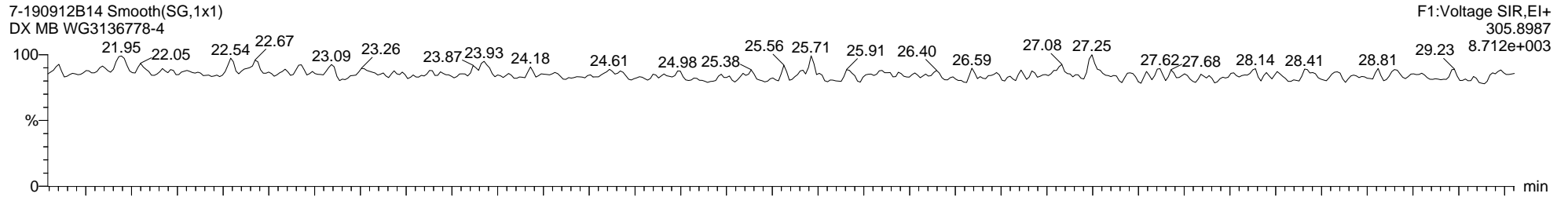
Name: 7-190912B14, Date: 13-Sep-2019, Time: 00:38:59, ID: WG3136778-4, Description: DX MB, Vial: Tray1:10

Total-Tetrafurans

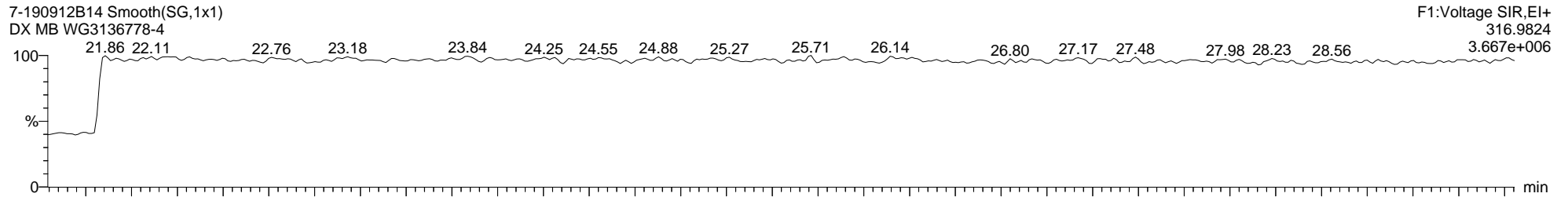
7-190912B14 Smooth(SG,1x1)  
DX MB WG3136778-4



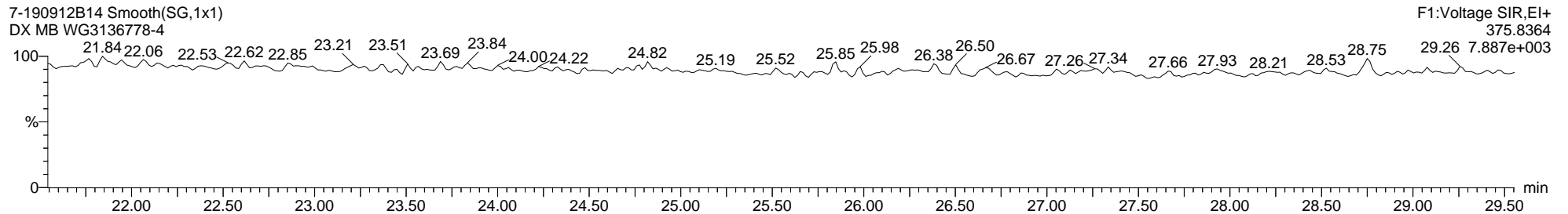
7-190912B14 Smooth(SG,1x1)  
DX MB WG3136778-4



7-190912B14 Smooth(SG,1x1)  
DX MB WG3136778-4



7-190912B14 Smooth(SG,1x1)  
DX MB WG3136778-4





Dataset: C:\MassLynx\Dioxin.PRO\Result Files\7-190912B2-Q1-0913TP.qld

Last Altered: Friday, September 13, 2019 13:44:45 Eastern Daylight Time

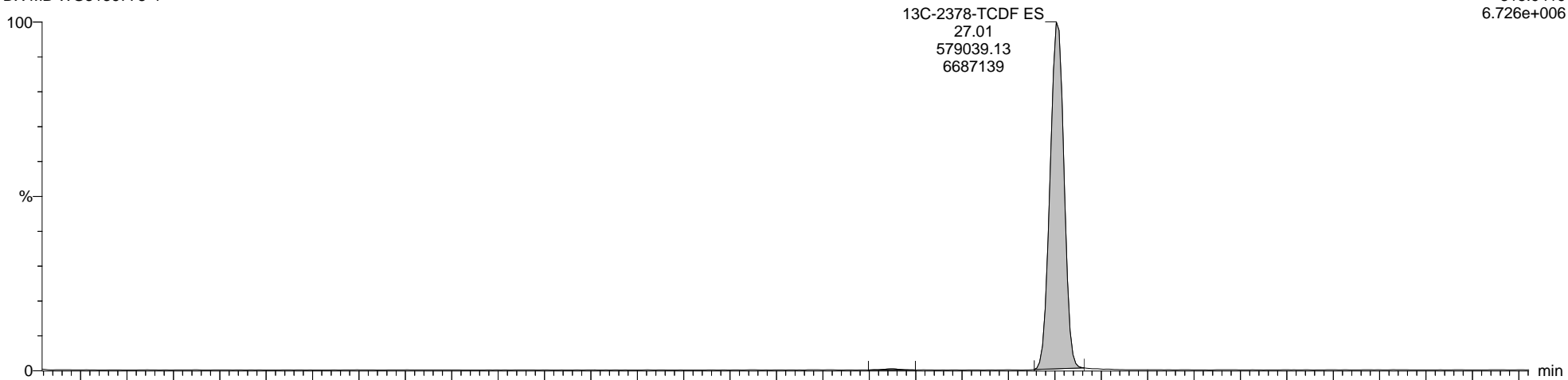
Printed: Monday, September 23, 2019 15:33:08 Eastern Daylight Time

Name: 7-190912B14, Date: 13-Sep-2019, Time: 00:38:59, ID: WG3136778-4, Description: DX MB, Vial: Tray1:10

13C-2378-TCDF ES

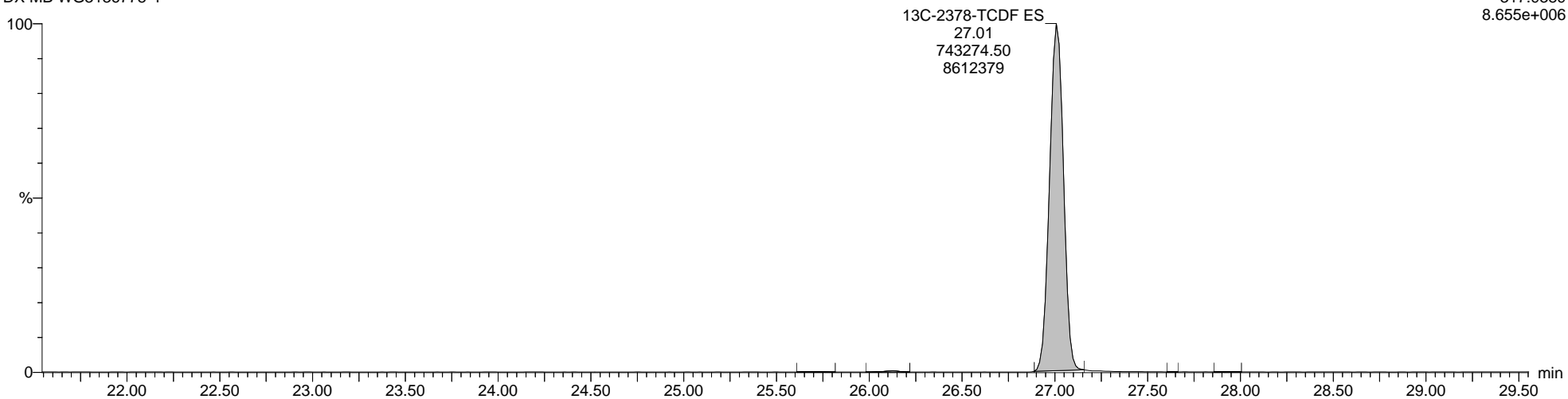
7-190912B14 Smooth(SG,1x1)  
DX MB WG3136778-4

F1:Voltage SIR,EI+  
315.9419  
6.726e+006



7-190912B14 Smooth(SG,1x1)  
DX MB WG3136778-4

F1:Voltage SIR,EI+  
317.9389  
8.655e+006



Quantify Sample Report MassLynx MassLynx V4.1 SCN 901

Dataset: C:\MassLynx\Dioxin.PRO\Result Files\7-190912B2-Q1-0913TP.qld

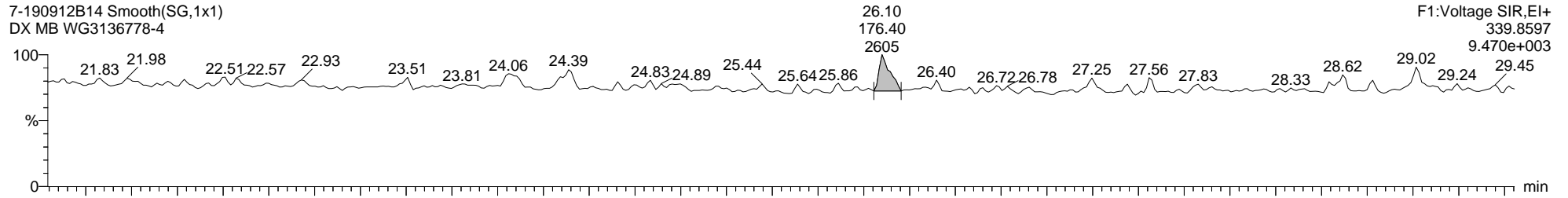
Last Altered: Friday, September 13, 2019 13:44:45 Eastern Daylight Time

Printed: Monday, September 23, 2019 15:33:08 Eastern Daylight Time

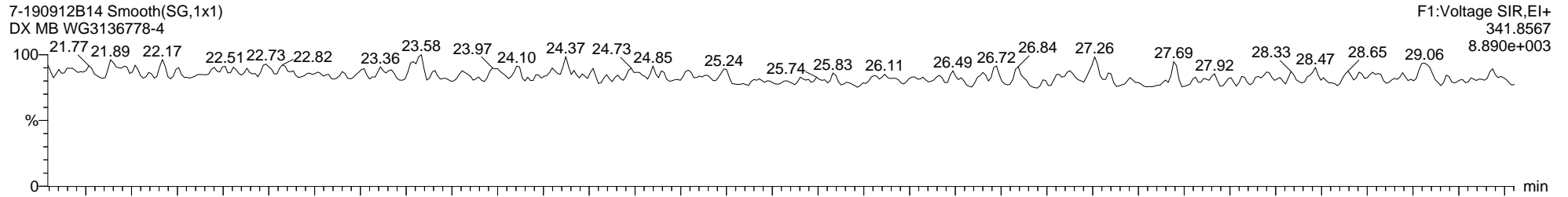
Name: 7-190912B14, Date: 13-Sep-2019, Time: 00:38:59, ID: WG3136778-4, Description: DX MB, Vial: Tray1:10

Total-PeCDF-F1

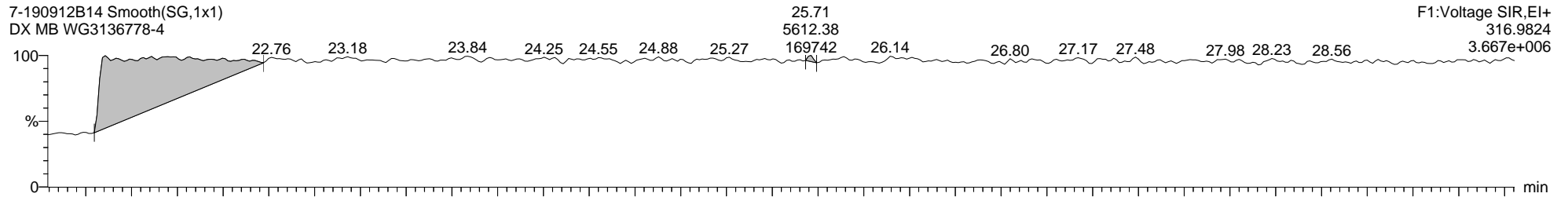
7-190912B14 Smooth(SG,1x1)  
DX MB WG3136778-4



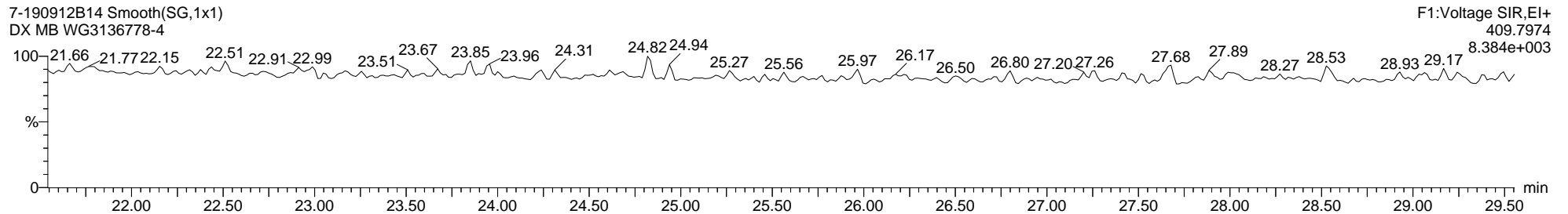
7-190912B14 Smooth(SG,1x1)  
DX MB WG3136778-4



7-190912B14 Smooth(SG,1x1)  
DX MB WG3136778-4



7-190912B14 Smooth(SG,1x1)  
DX MB WG3136778-4



Quantify Sample Report MassLynx MassLynx V4.1 SCN 901

Dataset: C:\MassLynx\Dioxin.PRO\Result Files\7-190912B2-Q1-0913TP.qld

Last Altered: Friday, September 13, 2019 13:44:45 Eastern Daylight Time

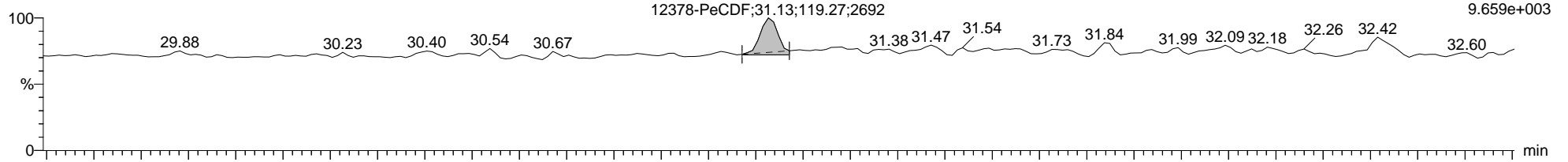
Printed: Monday, September 23, 2019 15:33:08 Eastern Daylight Time

Name: 7-190912B14, Date: 13-Sep-2019, Time: 00:38:59, ID: WG3136778-4, Description: DX MB, Vial: Tray1:10

Total-Pentafurans

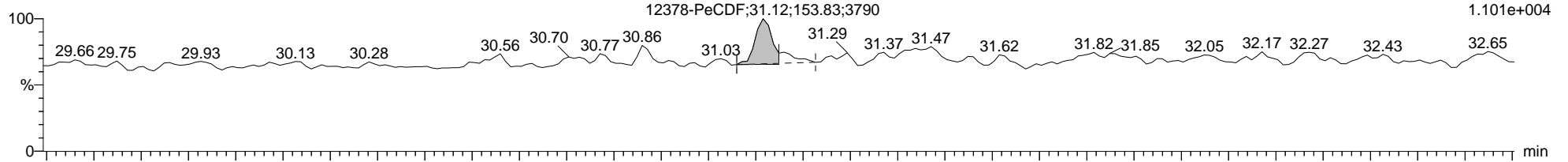
7-190912B14 Smooth(SG,1x1)  
DX MB WG3136778-4

F2:Voltage SIR,EI+  
339.8597  
9.659e+003



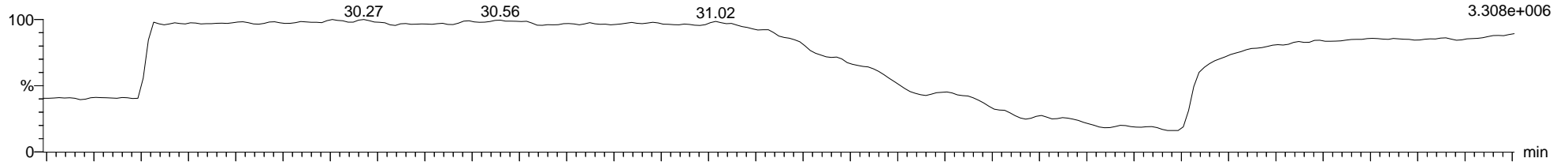
7-190912B14 Smooth(SG,1x1)  
DX MB WG3136778-4

F2:Voltage SIR,EI+  
341.8567  
1.101e+004



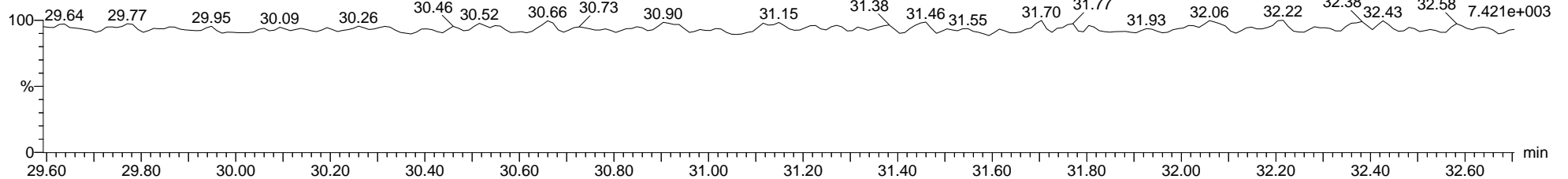
7-190912B14 Smooth(SG,1x1)  
DX MB WG3136778-4

F2:Voltage SIR,EI+  
366.9792  
3.308e+006



7-190912B14 Smooth(SG,1x1)  
DX MB WG3136778-4

F2:Voltage SIR,EI+  
409.7974  
7.421e+003



Quantify Sample Report MassLynx MassLynx V4.1 SCN 901

Dataset: C:\MassLynx\Dioxin.PRO\Result Files\7-190912B2-Q1-0913TP.qld

Last Altered: Friday, September 13, 2019 13:44:45 Eastern Daylight Time

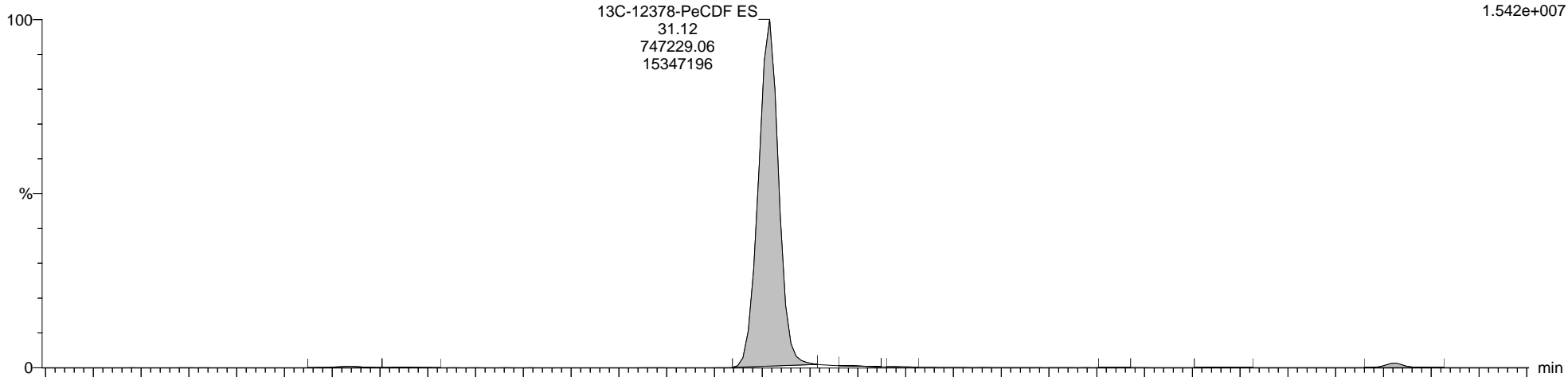
Printed: Monday, September 23, 2019 15:33:08 Eastern Daylight Time

Name: 7-190912B14, Date: 13-Sep-2019, Time: 00:38:59, ID: WG3136778-4, Description: DX MB, Vial: Tray1:10

13C-12378-PeCDF ES

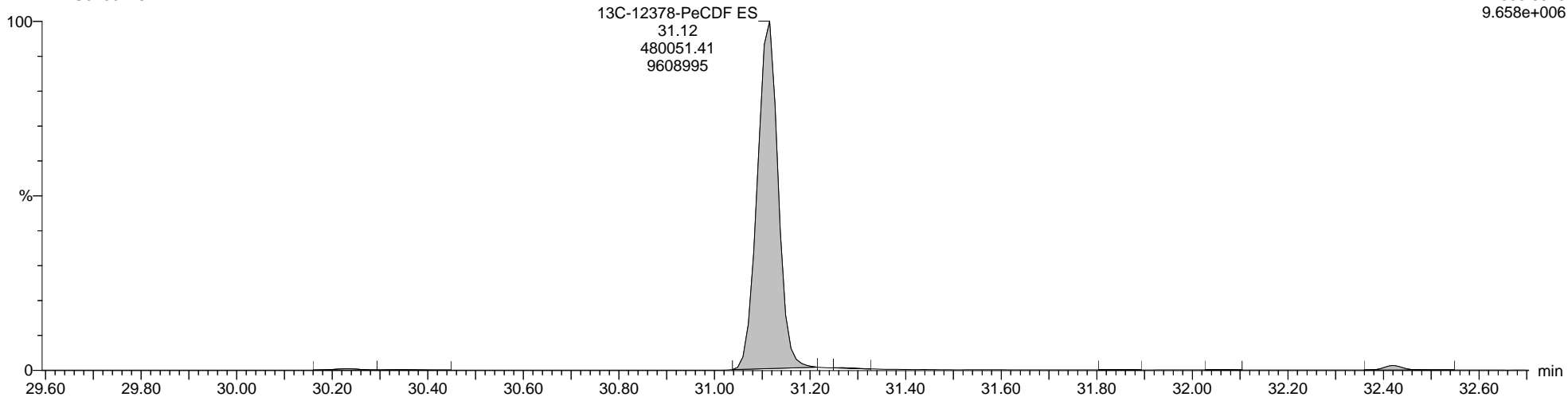
7-190912B14 Smooth(SG,1x1)  
DX MB WG3136778-4

F2:Voltage SIR,EI+  
351.9000  
1.542e+007



7-190912B14 Smooth(SG,1x1)  
DX MB WG3136778-4

F2:Voltage SIR,EI+  
353.8970  
9.658e+006



Quantify Sample Report MassLynx MassLynx V4.1 SCN 901

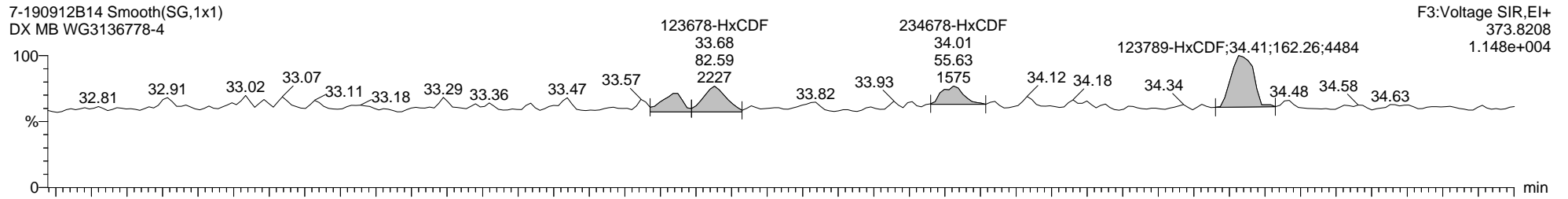
Dataset: C:\MassLynx\Dioxin.PRO\Result Files\7-190912B2-Q1-0913TP.qld

Last Altered: Friday, September 13, 2019 13:44:45 Eastern Daylight Time  
Printed: Monday, September 23, 2019 15:33:08 Eastern Daylight Time

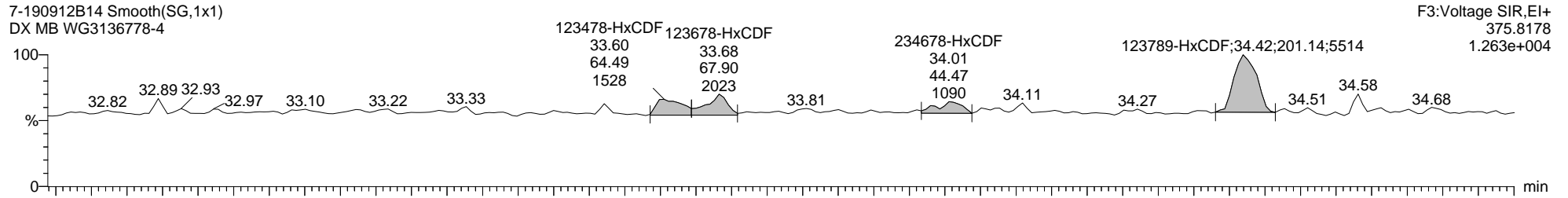
Name: 7-190912B14, Date: 13-Sep-2019, Time: 00:38:59, ID: WG3136778-4, Description: DX MB, Vial: Tray1:10

Total-Hexafurans

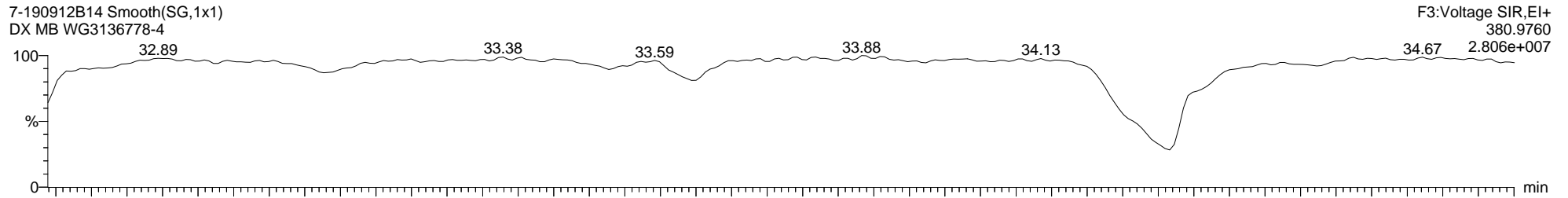
7-190912B14 Smooth(SG,1x1)  
DX MB WG3136778-4



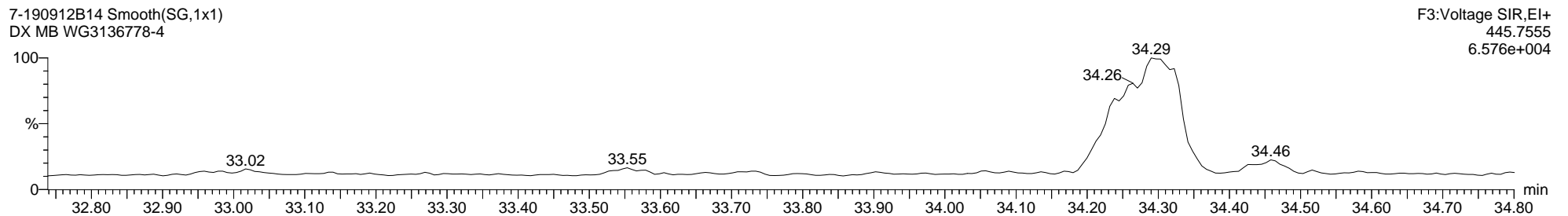
7-190912B14 Smooth(SG,1x1)  
DX MB WG3136778-4



7-190912B14 Smooth(SG,1x1)  
DX MB WG3136778-4



7-190912B14 Smooth(SG,1x1)  
DX MB WG3136778-4



Dataset: C:\MassLynx\Dioxin.PRO\Result Files\7-190912B2-Q1-0913TP.qld

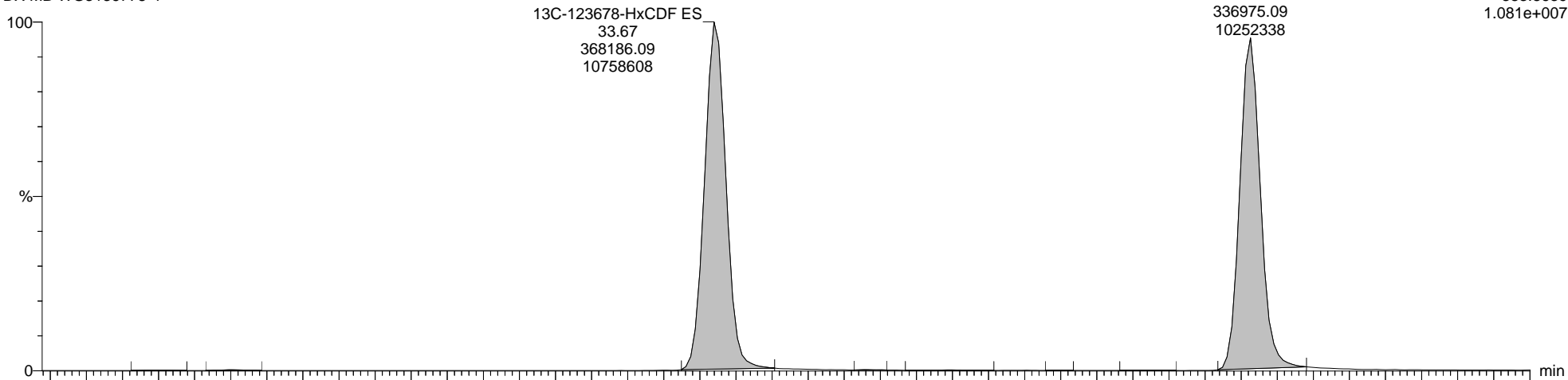
Last Altered: Friday, September 13, 2019 13:44:45 Eastern Daylight Time

Printed: Monday, September 23, 2019 15:33:08 Eastern Daylight Time

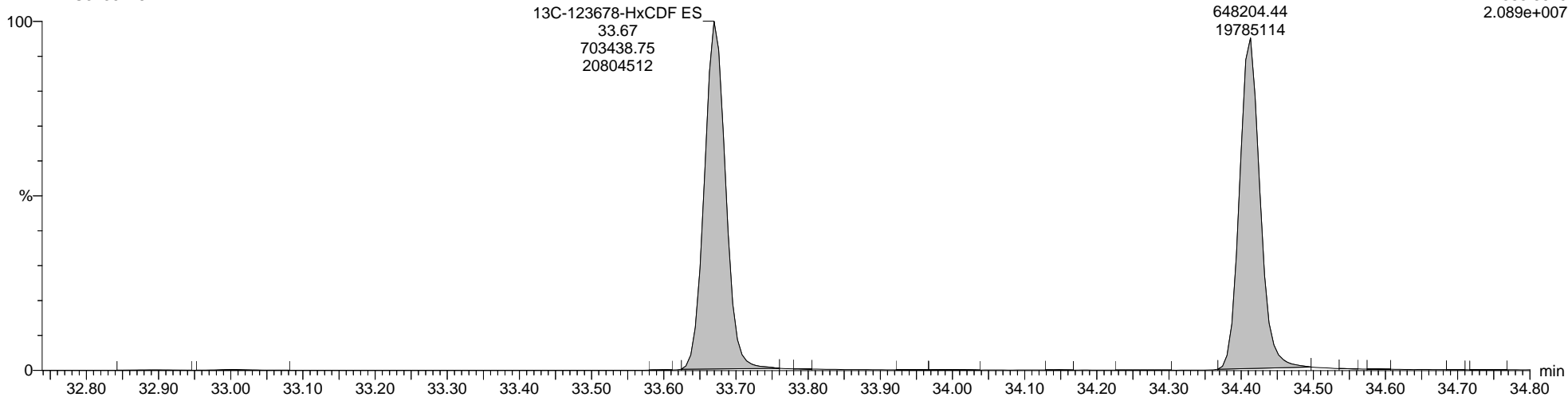
Name: 7-190912B14, Date: 13-Sep-2019, Time: 00:38:59, ID: WG3136778-4, Description: DX MB, Vial: Tray1:10

13C-123678-HxCDF ES

7-190912B14 Smooth(SG,1x1)  
DX MB WG3136778-4



7-190912B14 Smooth(SG,1x1)  
DX MB WG3136778-4



Quantify Sample Report MassLynx MassLynx V4.1 SCN 901

Dataset: C:\MassLynx\Dioxin.PRO\Result Files\7-190912B2-Q1-0913TP.qld

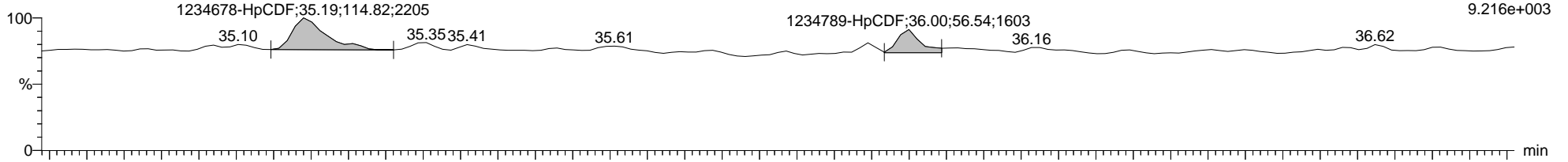
Last Altered: Friday, September 13, 2019 13:44:45 Eastern Daylight Time  
Printed: Monday, September 23, 2019 15:33:08 Eastern Daylight Time

Name: 7-190912B14, Date: 13-Sep-2019, Time: 00:38:59, ID: WG3136778-4, Description: DX MB, Vial: Tray1:10

Total-Heptafurans

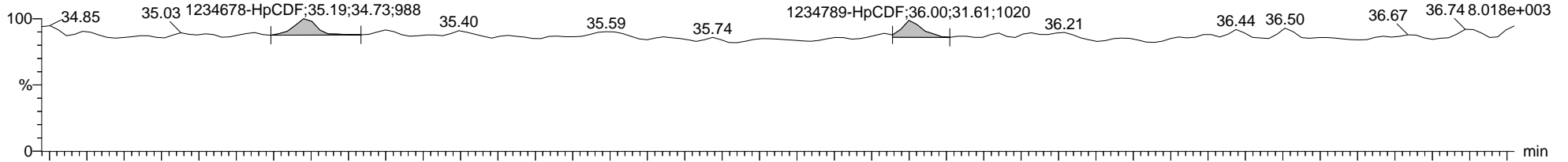
7-190912B14 Smooth(SG,1x1)  
DX MB WG3136778-4

F4:Voltage SIR,EI+  
409.7789  
9.216e+003



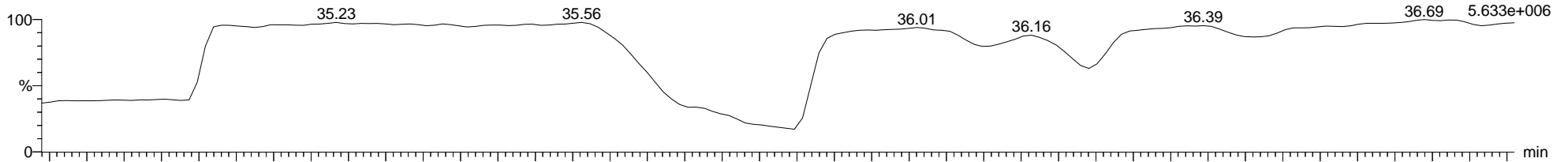
7-190912B14 Smooth(SG,1x1)  
DX MB WG3136778-4

F4:Voltage SIR,EI+  
411.7759  
8.018e+003



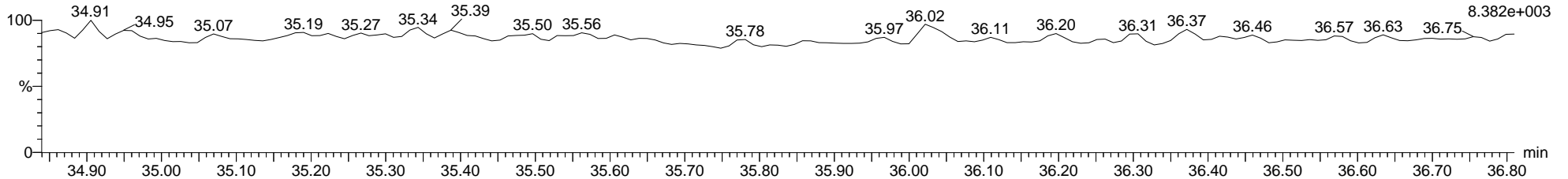
7-190912B14 Smooth(SG,1x1)  
DX MB WG3136778-4

F4:Voltage SIR,EI+  
454.9728  
5.633e+006



7-190912B14 Smooth(SG,1x1)  
DX MB WG3136778-4

F4:Voltage SIR,EI+  
479.7165  
8.382e+003



Quantify Sample Report MassLynx MassLynx V4.1 SCN 901

Dataset: C:\MassLynx\Dioxin.PRO\Result Files\7-190912B2-Q1-0913TP.qld

Last Altered: Friday, September 13, 2019 13:44:45 Eastern Daylight Time


Printed: Monday, September 23, 2019 15:33:08 Eastern Daylight Time

Name: 7-190912B14, Date: 13-Sep-2019, Time: 00:38:59, ID: WG3136778-4, Description: DX MB, Vial: Tray1:10

13C-1234678-HpCDF ES

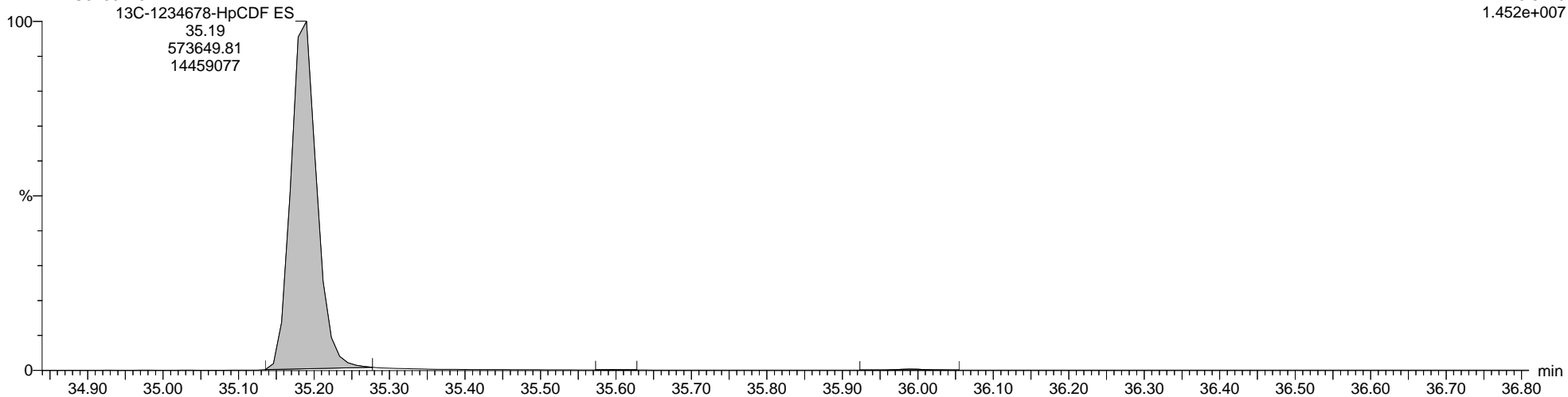
7-190912B14 Smooth(SG,1x1)  
DX MB WG3136778-4

F4:Voltage SIR,EI+  
417.8253  
6.612e+006



7-190912B14 Smooth(SG,1x1)  
DX MB WG3136778-4

F4:Voltage SIR,EI+  
419.8220  
1.452e+007





Quantify Sample Report MassLynx MassLynx V4.1 SCN 901

Dataset: C:\MassLynx\Dioxin.PRO\Result Files\7-190912B2-Q1-0913TP.qld

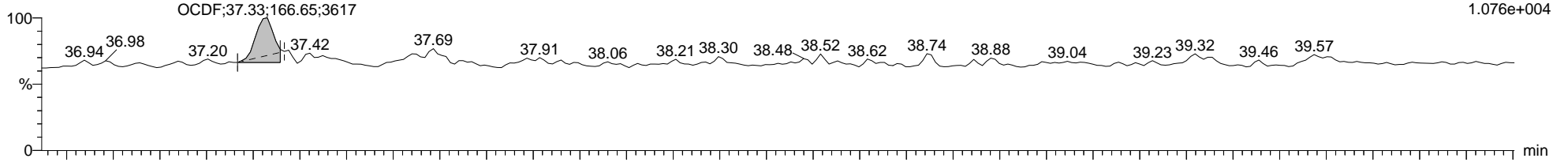
Last Altered: Friday, September 13, 2019 13:44:45 Eastern Daylight Time  
Printed: Monday, September 23, 2019 15:33:08 Eastern Daylight Time

Name: 7-190912B14, Date: 13-Sep-2019, Time: 00:38:59, ID: WG3136778-4, Description: DX MB, Vial: Tray1:10

Totals-OCDF

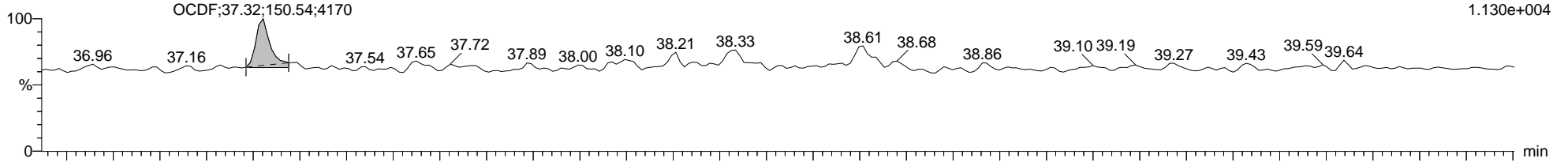
7-190912B14 Smooth(SG,1x1)  
DX MB WG3136778-4

F5:Voltage SIR,EI+  
441.7428  
1.076e+004



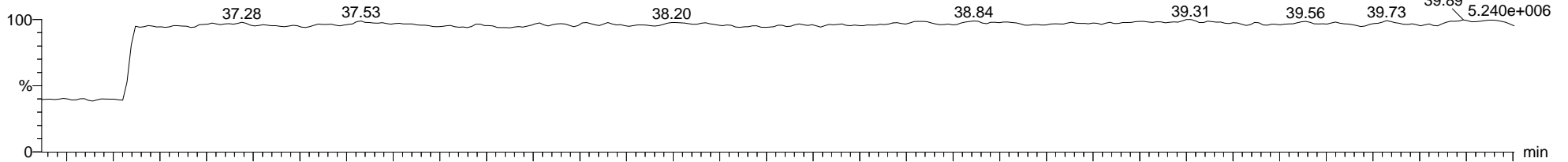
7-190912B14 Smooth(SG,1x1)  
DX MB WG3136778-4

F5:Voltage SIR,EI+  
443.7398  
1.130e+004



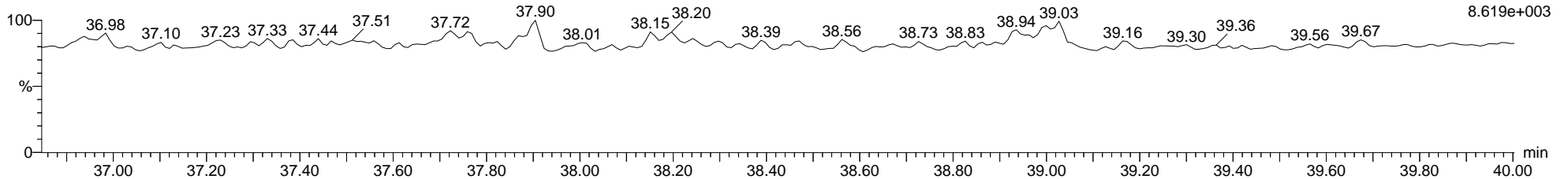
7-190912B14 Smooth(SG,1x1)  
DX MB WG3136778-4

F5:Voltage SIR,EI+  
454.9728  
5.240e+006



7-190912B14 Smooth(SG,1x1)  
DX MB WG3136778-4

F5:Voltage SIR,EI+  
513.6775  
8.619e+003



Quantify Sample Report MassLynx MassLynx V4.1 SCN 901

Dataset: C:\MassLynx\Dioxin.PRO\Result Files\7-190912B2-Q1-0913TP.qld

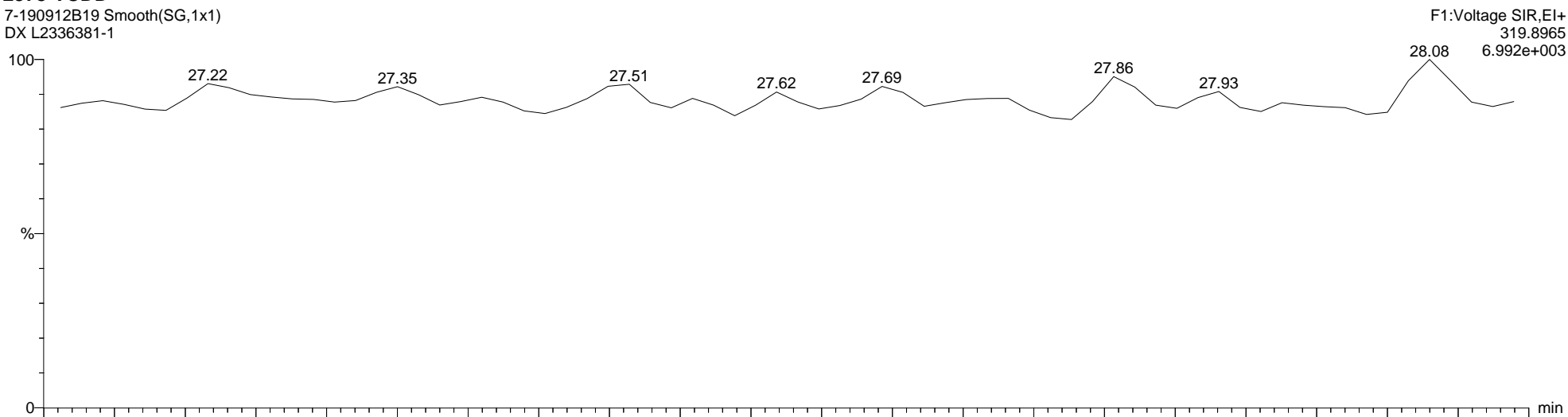
Last Altered: Friday, September 13, 2019 13:44:45 Eastern Daylight Time

Printed: Monday, September 23, 2019 15:33:08 Eastern Daylight Time

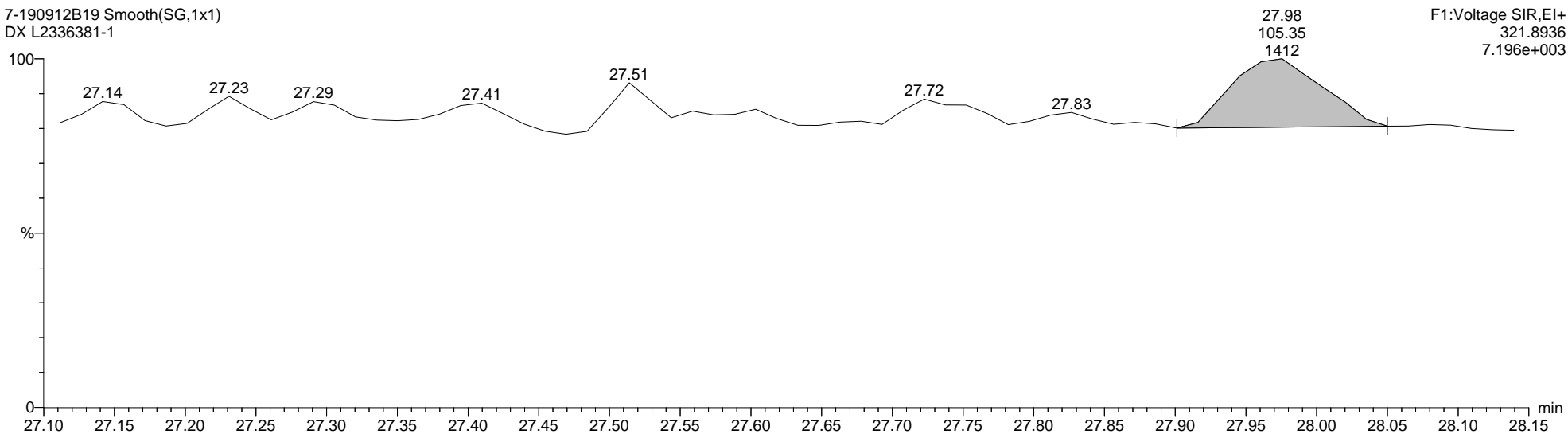
Name: 7-190912B19, Date: 13-Sep-2019, Time: 04:09:42, ID: L2336381-1, Description: DX, Vial: Tray1:15

2378-TCDD

7-190912B19 Smooth(SG,1x1)  
DX L2336381-1



7-190912B19 Smooth(SG,1x1)  
DX L2336381-1



Quantify Sample Report MassLynx MassLynx V4.1 SCN 901

Dataset: C:\MassLynx\Dioxin.PRO\Result Files\7-190912B2-Q1-0913TP.qld

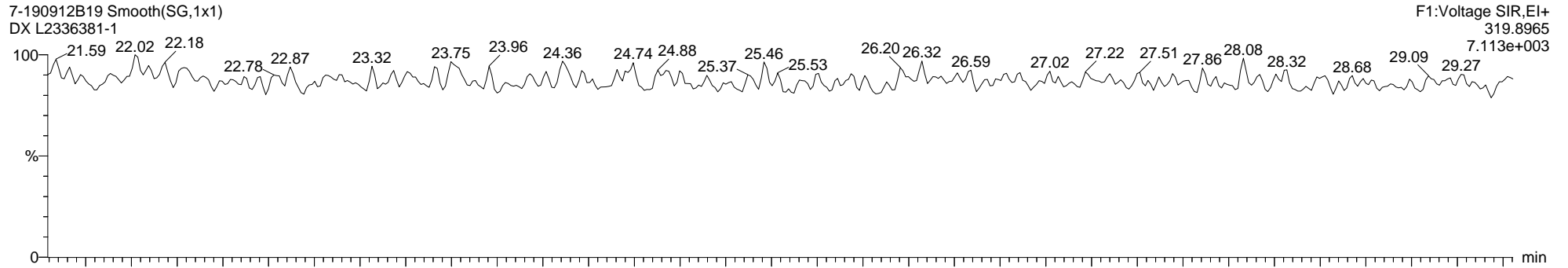
Last Altered: Friday, September 13, 2019 13:44:45 Eastern Daylight Time

Printed: Monday, September 23, 2019 15:33:08 Eastern Daylight Time

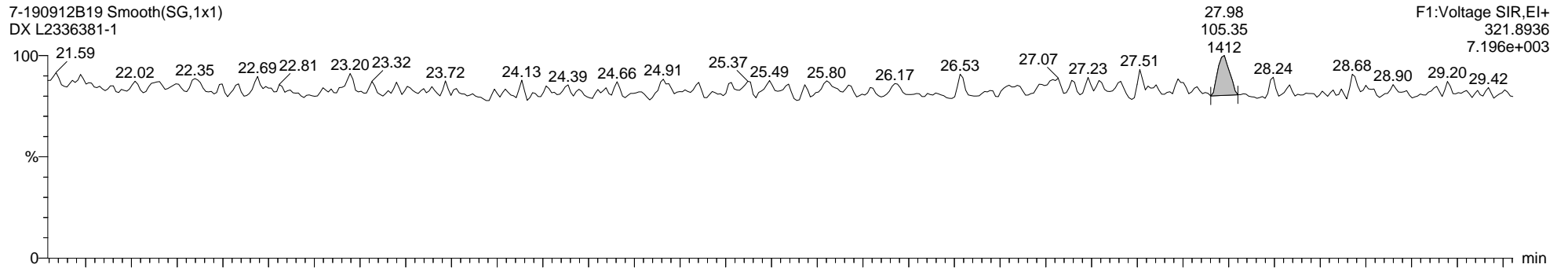
Name: 7-190912B19, Date: 13-Sep-2019, Time: 04:09:42, ID: L2336381-1, Description: DX, Vial: Tray1:15

Total-Tetradoxins

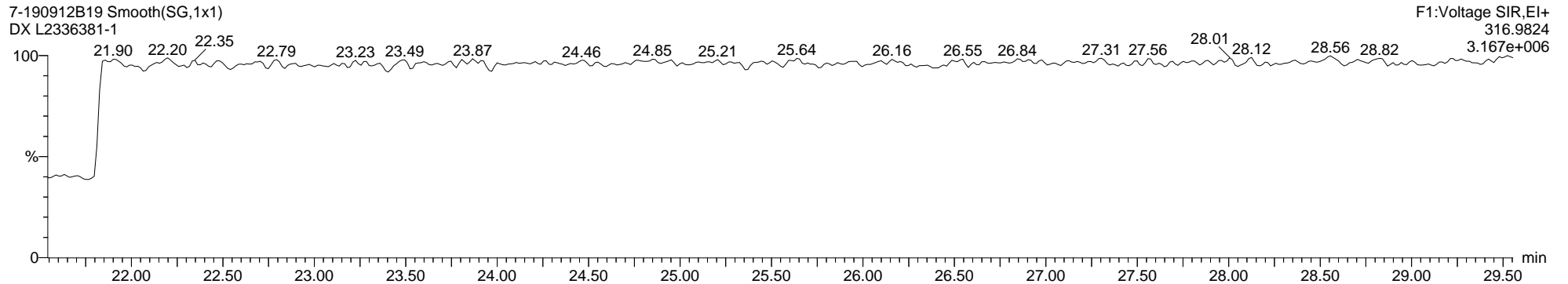
7-190912B19 Smooth(SG,1x1)  
DX L2336381-1



7-190912B19 Smooth(SG,1x1)  
DX L2336381-1



7-190912B19 Smooth(SG,1x1)  
DX L2336381-1



Dataset: C:\MassLynx\Dioxin.PRO\Result Files\7-190912B2-Q1-0913TP.qld

Last Altered: Friday, September 13, 2019 13:44:45 Eastern Daylight Time


Printed: Monday, September 23, 2019 15:33:08 Eastern Daylight Time

Name: 7-190912B19, Date: 13-Sep-2019, Time: 04:09:42, ID: L2336381-1, Description: DX, Vial: Tray1:15

13C-2378-TCDD ES

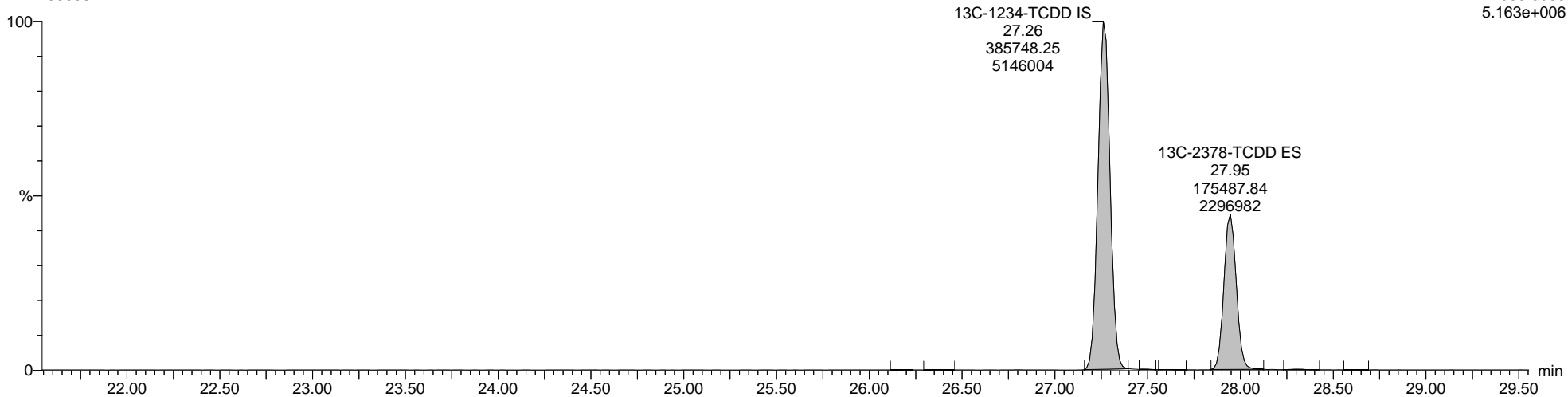
7-190912B19 Smooth(SG,1x1)  
DX L2336381-1

F1:Voltage SIR,EI+  
331.9368  
4.117e+006



7-190912B19 Smooth(SG,1x1)  
DX L2336381-1

F1:Voltage SIR,EI+  
333.9339  
5.163e+006



Quantify Sample Report MassLynx MassLynx V4.1 SCN 901

Dataset: C:\MassLynx\Dioxin.PRO\Result Files\7-190912B2-Q1-0913TP.qld

Last Altered: Friday, September 13, 2019 13:44:45 Eastern Daylight Time

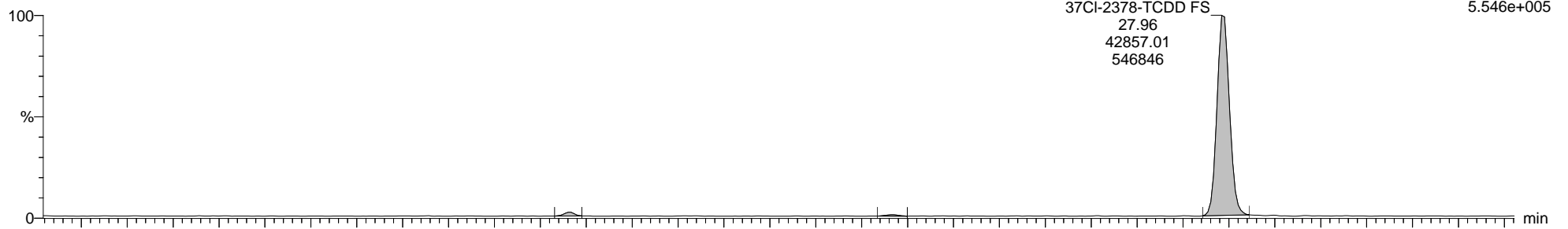
Printed: Monday, September 23, 2019 15:33:08 Eastern Daylight Time

Name: 7-190912B19, Date: 13-Sep-2019, Time: 04:09:42, ID: L2336381-1, Description: DX, Vial: Tray1:15

Totals-37Cl-2378-TCDD

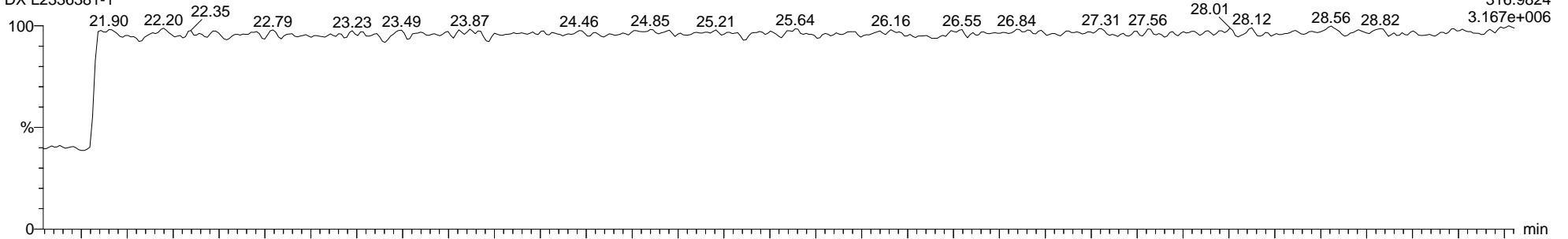
7-190912B19 Smooth(SG,1x1)  
DX L2336381-1

F1:Voltage SIR,EI+  
327.8847  
5.546e+005



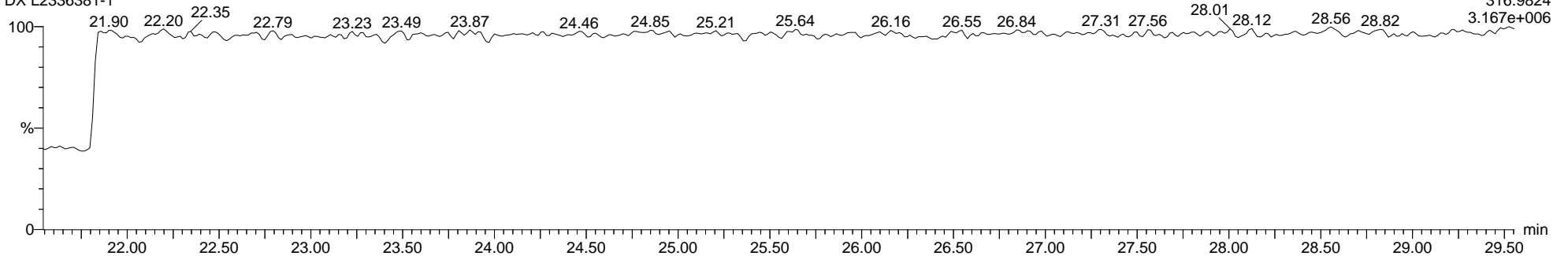
7-190912B19 Smooth(SG,1x1)  
DX L2336381-1

F1:Voltage SIR,EI+  
316.9824  
3.167e+006



7-190912B19 Smooth(SG,1x1)  
DX L2336381-1

F1:Voltage SIR,EI+  
316.9824  
3.167e+006



Quantify Sample Report

MassLynx MassLynx V4.1 SCN 901

Dataset: C:\MassLynx\Dioxin.PRO\Result Files\7-190912B2-Q1-0913TP.qld

Last Altered: Friday, September 13, 2019 13:44:45 Eastern Daylight Time

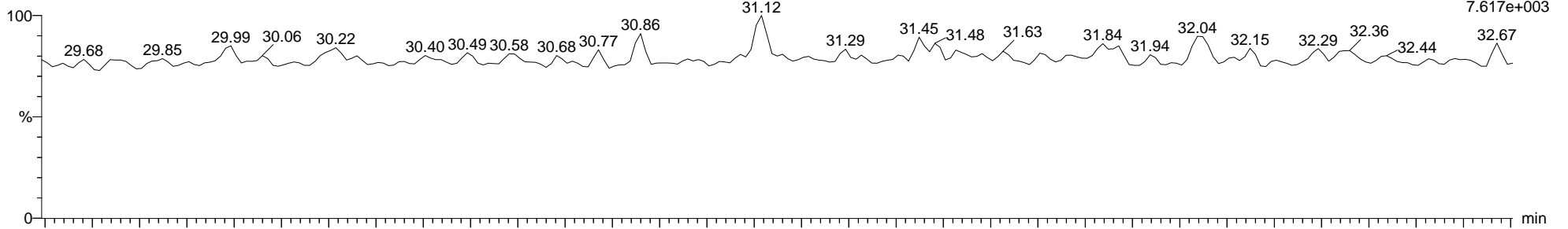
Printed: Monday, September 23, 2019 15:33:08 Eastern Daylight Time

Name: 7-190912B19, Date: 13-Sep-2019, Time: 04:09:42, ID: L2336381-1, Description: DX, Vial: Tray1:15

Total-Pentadioxins

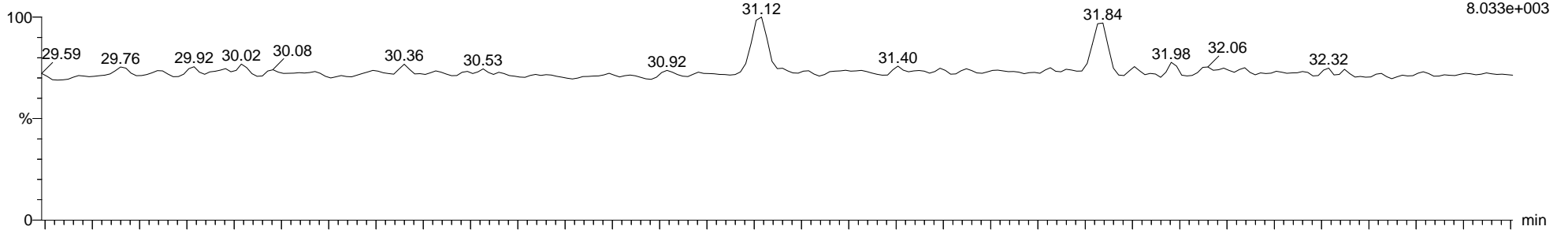
7-190912B19 Smooth(SG,1x1)  
DX L2336381-1

F2:Voltage SIR,EI+  
355.8546  
7.617e+003



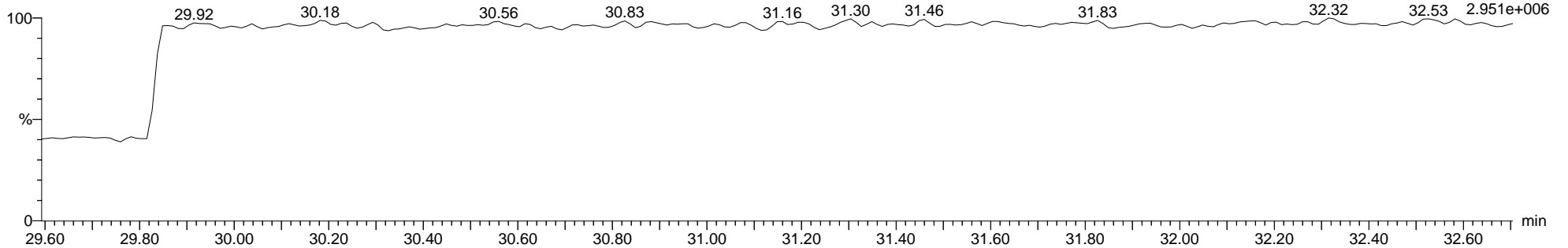
7-190912B19 Smooth(SG,1x1)  
DX L2336381-1

F2:Voltage SIR,EI+  
353.8576  
8.033e+003



7-190912B19 Smooth(SG,1x1)  
DX L2336381-1

F2:Voltage SIR,EI+  
366.9792  
2.951e+006



Dataset: C:\MassLynx\Dioxin.PRO\Result Files\7-190912B2-Q1-0913TP.qld

Last Altered: Friday, September 13, 2019 13:44:45 Eastern Daylight Time

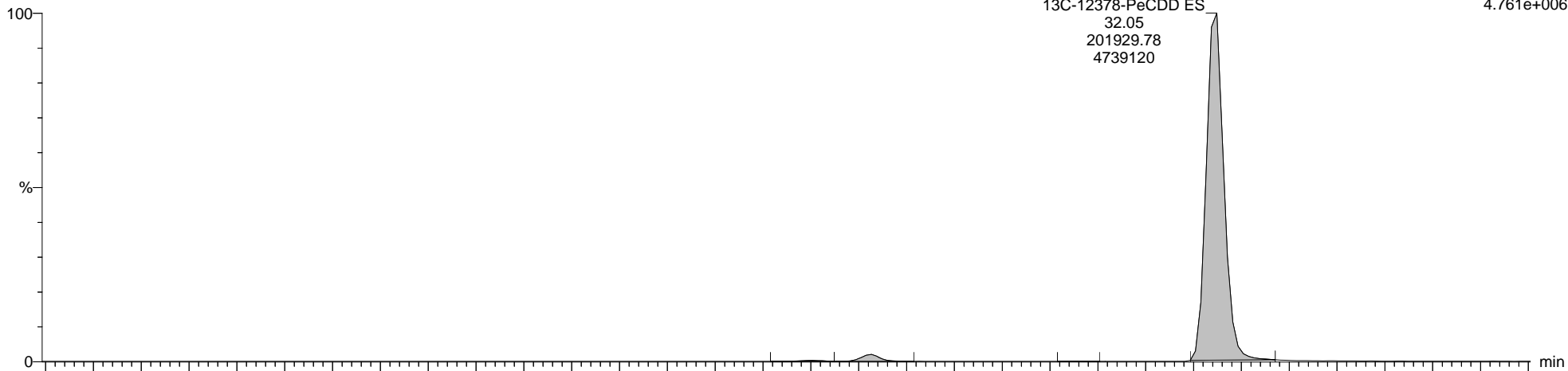
Printed: Monday, September 23, 2019 15:33:08 Eastern Daylight Time

Name: 7-190912B19, Date: 13-Sep-2019, Time: 04:09:42, ID: L2336381-1, Description: DX, Vial: Tray1:15

13C-12378-PeCDD ES

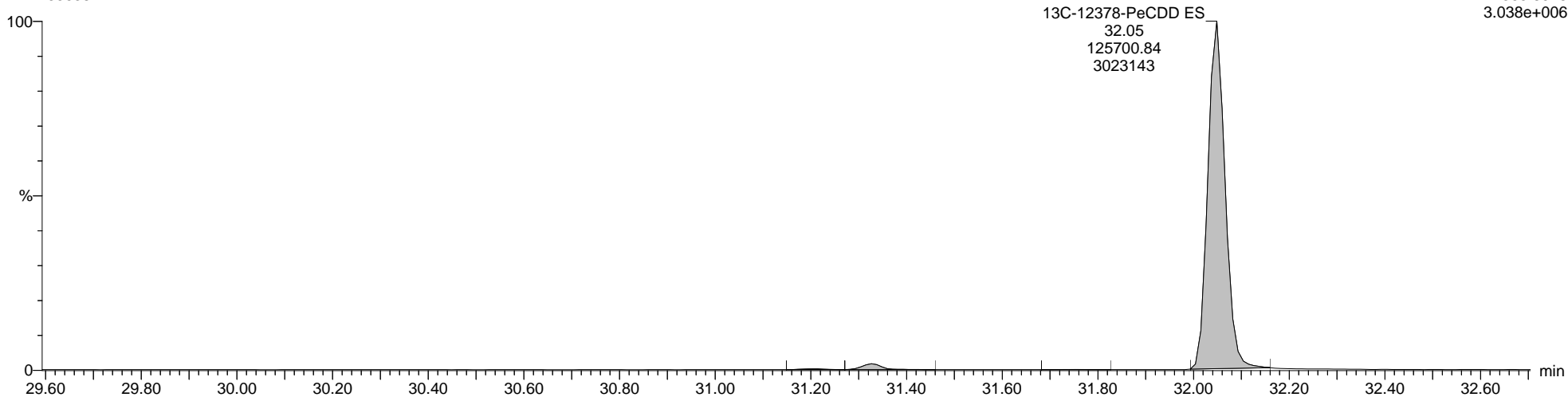
7-190912B19 Smooth(SG,1x1)  
DX L2336381-1

F2:Voltage SIR,EI+  
367.8949  
4.761e+006



7-190912B19 Smooth(SG,1x1)  
DX L2336381-1

F2:Voltage SIR,EI+  
365.8978  
3.038e+006



Quantify Sample Report MassLynx MassLynx V4.1 SCN 901

Dataset: C:\MassLynx\Dioxin.PRO\Result Files\7-190912B2-Q1-0913TP.qld

Last Altered: Friday, September 13, 2019 13:44:45 Eastern Daylight Time

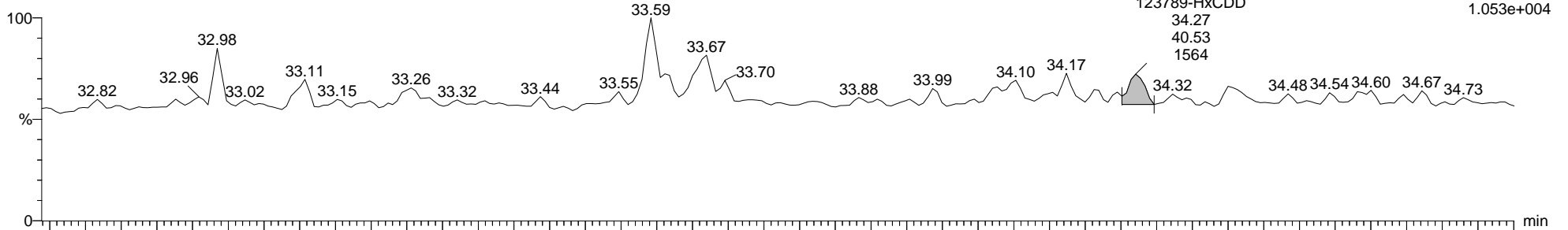
Printed: Monday, September 23, 2019 15:33:08 Eastern Daylight Time

Name: 7-190912B19, Date: 13-Sep-2019, Time: 04:09:42, ID: L2336381-1, Description: DX, Vial: Tray1:15

Total-Hexadioxins

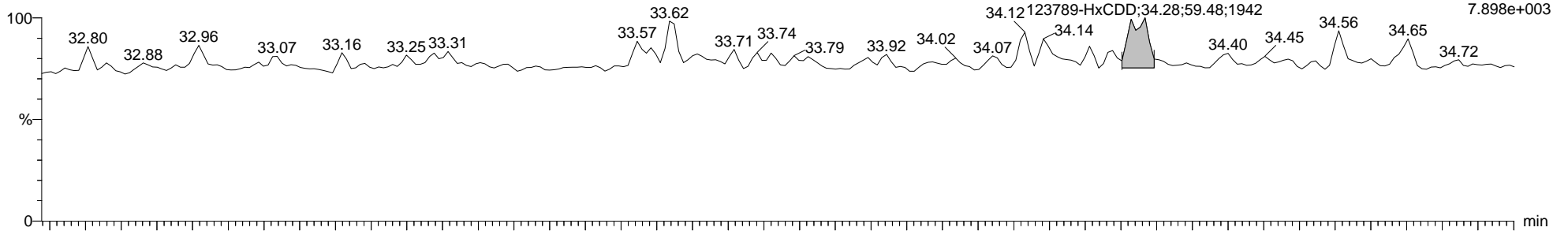
7-190912B19 Smooth(SG,1x1)  
DX L2336381-1

F3:Voltage SIR,EI+  
389.8157  
1.053e+004



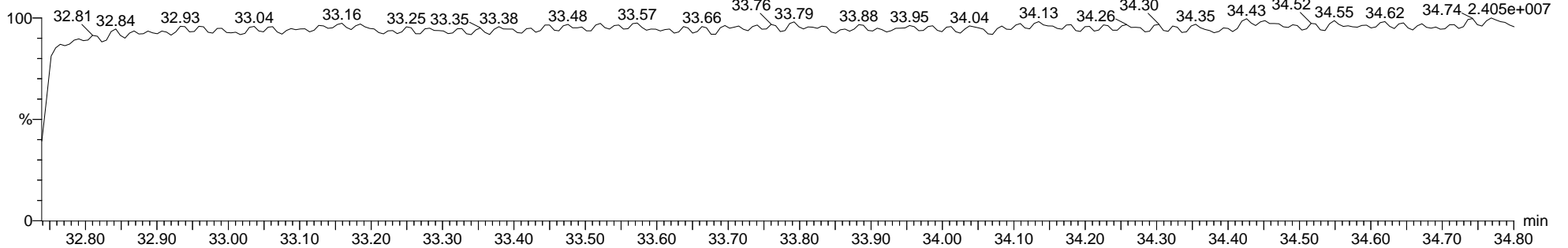
7-190912B19 Smooth(SG,1x1)  
DX L2336381-1

F3:Voltage SIR,EI+  
391.8127  
7.898e+003



7-190912B19 Smooth(SG,1x1)  
DX L2336381-1

F3:Voltage SIR,EI+  
380.9760  
2.405e+007





Dataset: C:\MassLynx\Dioxin.PRO\Result Files\7-190912B2-Q1-0913TP.qld


Last Altered: Friday, September 13, 2019 13:44:45 Eastern Daylight Time

Printed: Monday, September 23, 2019 15:33:08 Eastern Daylight Time

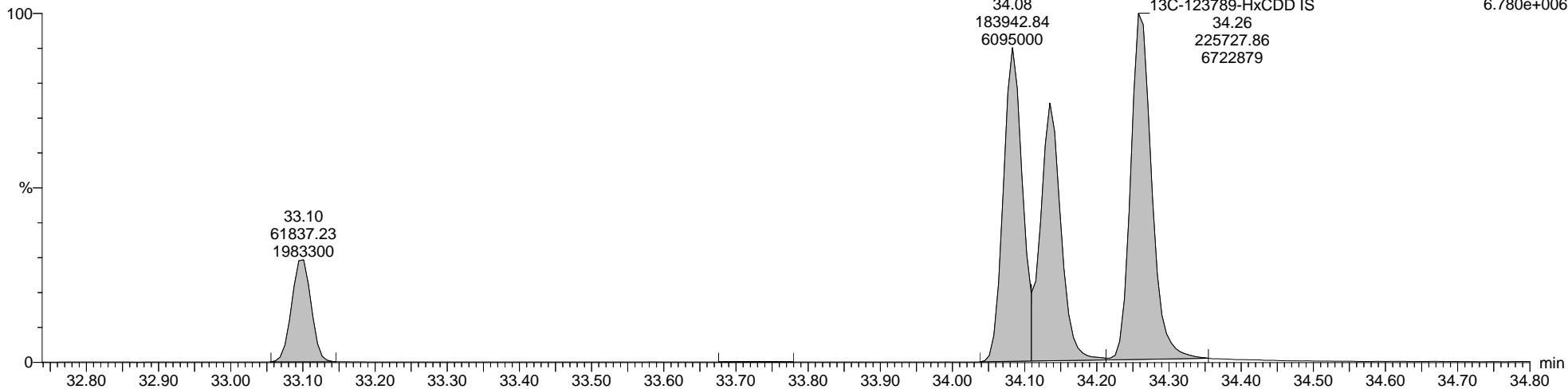
Name: 7-190912B19, Date: 13-Sep-2019, Time: 04:09:42, ID: L2336381-1, Description: DX, Vial: Tray1:15

13C-123678-HxCDD ES

7-190912B19 Smooth(SG,1x1)  
DX L2336381-1



7-190912B19 Smooth(SG,1x1)  
DX L2336381-1



Quantify Sample Report MassLynx MassLynx V4.1 SCN 901

Dataset: C:\MassLynx\Dioxin.PRO\Result Files\7-190912B2-Q1-0913TP.qld

Last Altered: Friday, September 13, 2019 13:44:45 Eastern Daylight Time

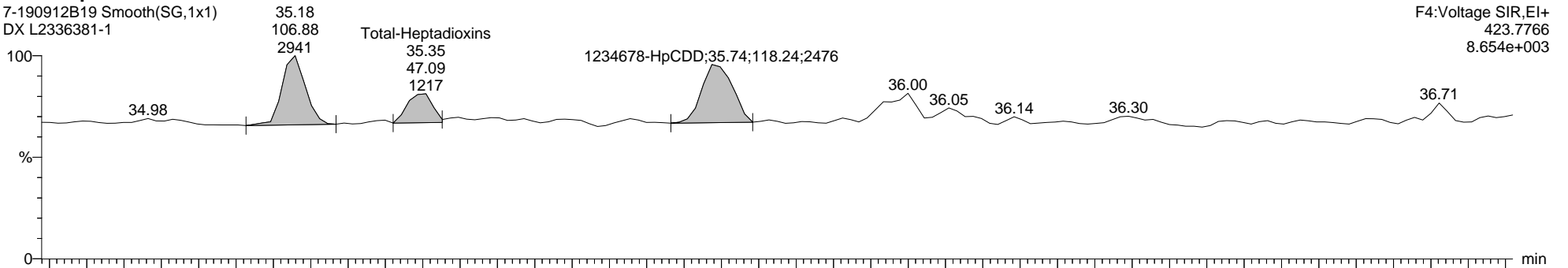
Printed: Monday, September 23, 2019 15:33:08 Eastern Daylight Time

Name: 7-190912B19, Date: 13-Sep-2019, Time: 04:09:42, ID: L2336381-1, Description: DX, Vial: Tray1:15

Total-Heptadioxins

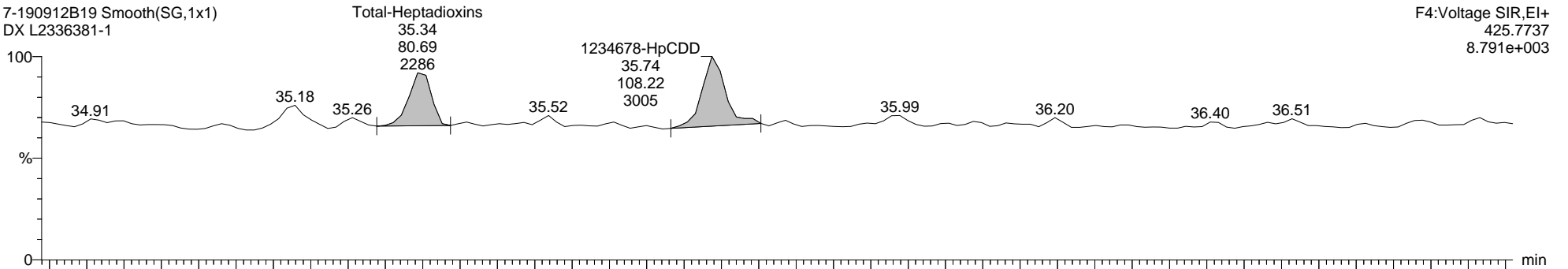
7-190912B19 Smooth(SG,1x1)  
DX L2336381-1

F4:Voltage SIR,EI+  
423.7766  
8.654e+003



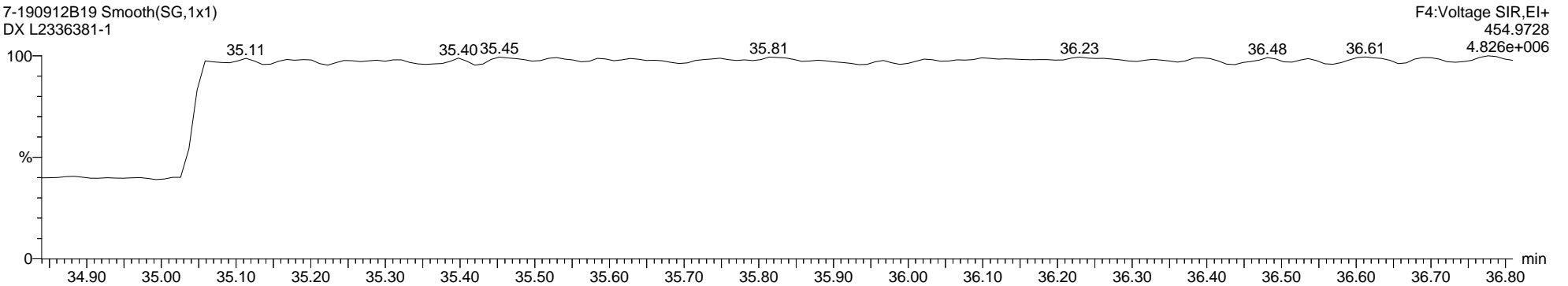
7-190912B19 Smooth(SG,1x1)  
DX L2336381-1

F4:Voltage SIR,EI+  
425.7737  
8.791e+003



7-190912B19 Smooth(SG,1x1)  
DX L2336381-1

F4:Voltage SIR,EI+  
454.9728  
4.826e+006



Dataset: C:\MassLynx\Dioxin.PRO\Result Files\7-190912B2-Q1-0913TP.qld

Last Altered: Friday, September 13, 2019 13:44:45 Eastern Daylight Time

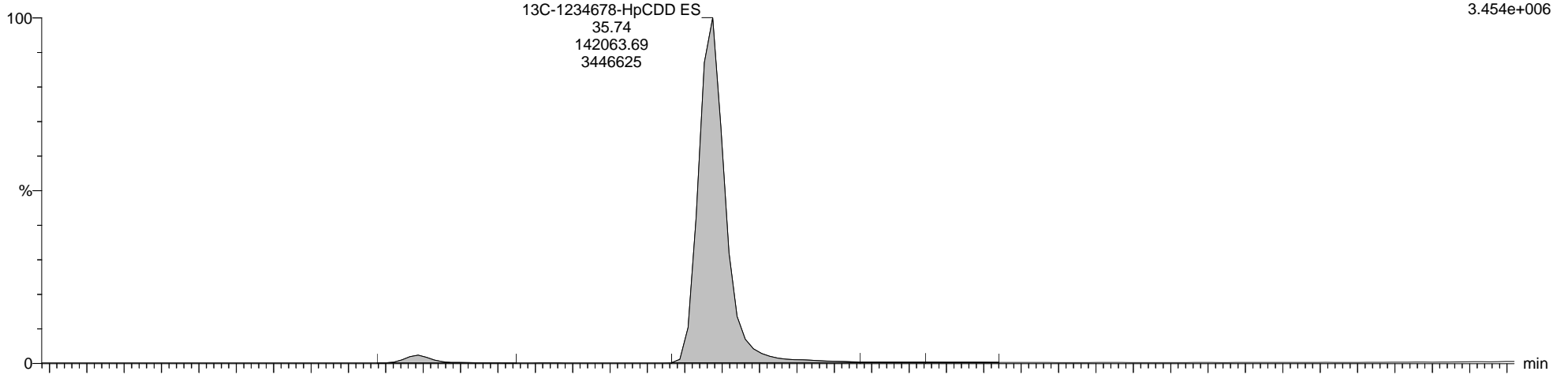
Printed: Monday, September 23, 2019 15:33:08 Eastern Daylight Time

Name: 7-190912B19, Date: 13-Sep-2019, Time: 04:09:42, ID: L2336381-1, Description: DX, Vial: Tray1:15

13C-1234678-HpCDD ES

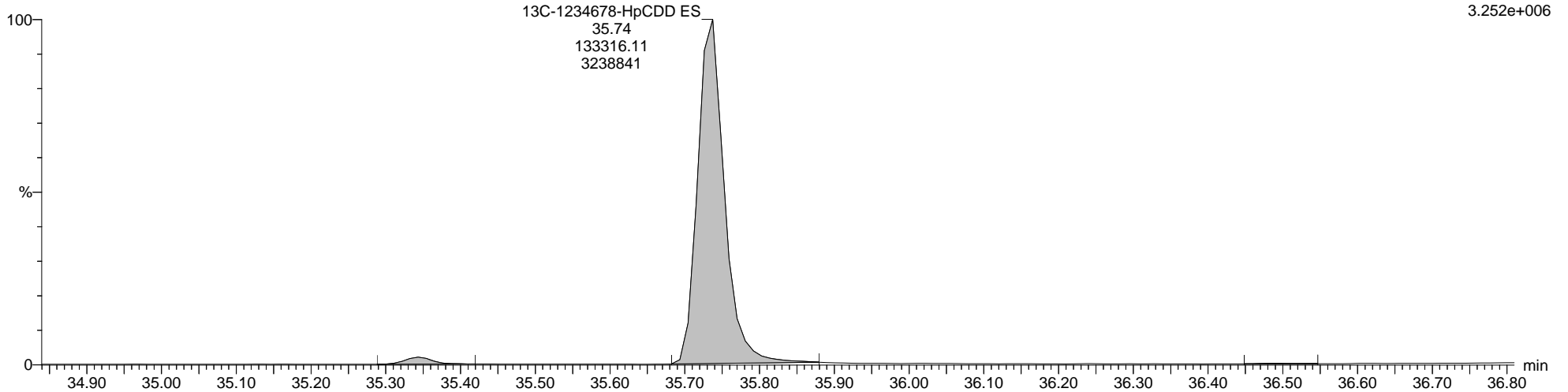
7-190912B19 Smooth(SG,1x1)  
DX L2336381-1

F4:Voltage SIR,EI+  
435.8169  
3.454e+006



7-190912B19 Smooth(SG,1x1)  
DX L2336381-1

F4:Voltage SIR,EI+  
437.8140  
3.252e+006



Quantify Sample Report MassLynx MassLynx V4.1 SCN 901

Dataset: C:\MassLynx\Dioxin.PRO\Result Files\7-190912B2-Q1-0913TP.qld

Last Altered: Friday, September 13, 2019 13:44:45 Eastern Daylight Time


Printed: Monday, September 23, 2019 15:33:08 Eastern Daylight Time

Name: 7-190912B19, Date: 13-Sep-2019, Time: 04:09:42, ID: L2336381-1, Description: DX, Vial: Tray1:15

Total-OCDD

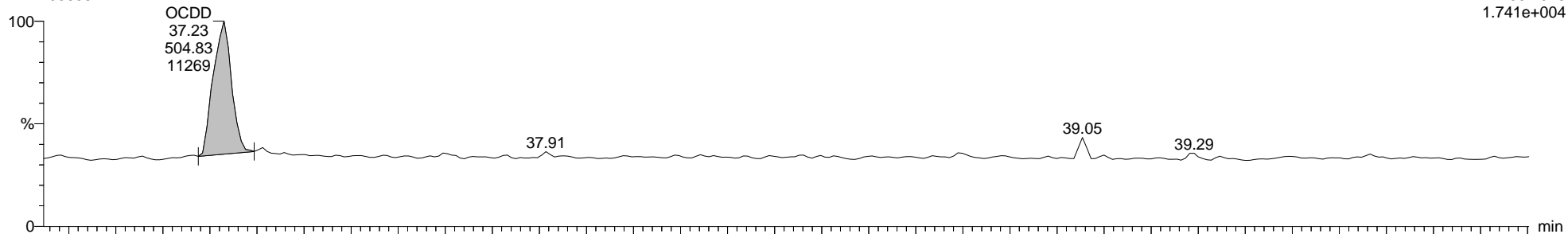
7-190912B19 Smooth(SG,1x1)  
DX L2336381-1

F5:Voltage SIR,EI+  
457.7377  
1.419e+004



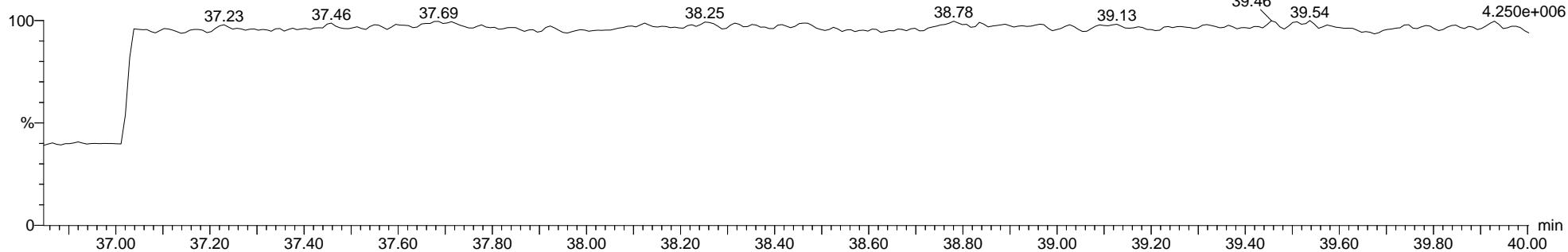
7-190912B19 Smooth(SG,1x1)  
DX L2336381-1

F5:Voltage SIR,EI+  
459.7348  
1.741e+004



7-190912B19 Smooth(SG,1x1)  
DX L2336381-1

F5:Voltage SIR,EI+  
454.9728  
4.250e+006



Dataset: C:\MassLynx\Dioxin.PRO\Result Files\7-190912B2-Q1-0913TP.qld

Last Altered: Friday, September 13, 2019 13:44:45 Eastern Daylight Time


Printed: Monday, September 23, 2019 15:33:08 Eastern Daylight Time

Name: 7-190912B19, Date: 13-Sep-2019, Time: 04:09:42, ID: L2336381-1, Description: DX, Vial: Tray1:15

13C-OCDD ES

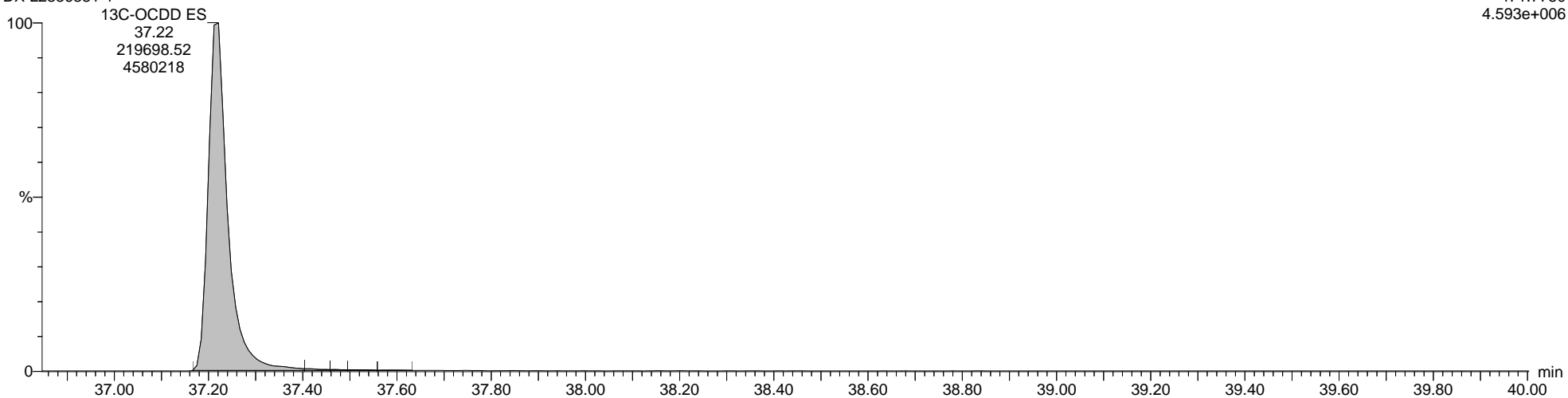
7-190912B19 Smooth(SG,1x1)  
DX L2336381-1

F5:Voltage SIR,EI+  
469.7779  
4.184e+006



7-190912B19 Smooth(SG,1x1)  
DX L2336381-1

F5:Voltage SIR,EI+  
471.7750  
4.593e+006



Quantify Sample Report MassLynx MassLynx V4.1 SCN 901

Dataset: C:\MassLynx\Dioxin.PRO\Result Files\7-190912B2-Q1-0913TP.qld

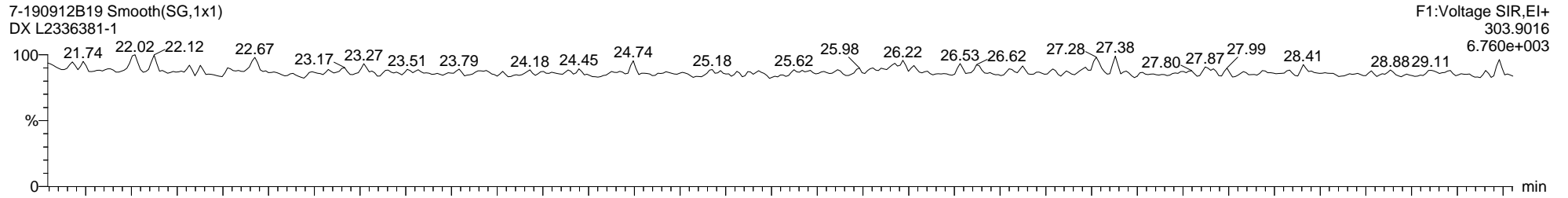
Last Altered: Friday, September 13, 2019 13:44:45 Eastern Daylight Time

Printed: Monday, September 23, 2019 15:33:08 Eastern Daylight Time

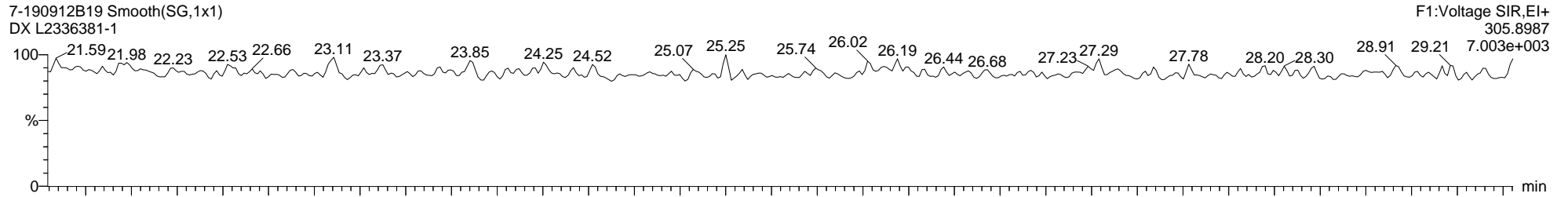
Name: 7-190912B19, Date: 13-Sep-2019, Time: 04:09:42, ID: L2336381-1, Description: DX, Vial: Tray1:15

Total-Tetrafurans

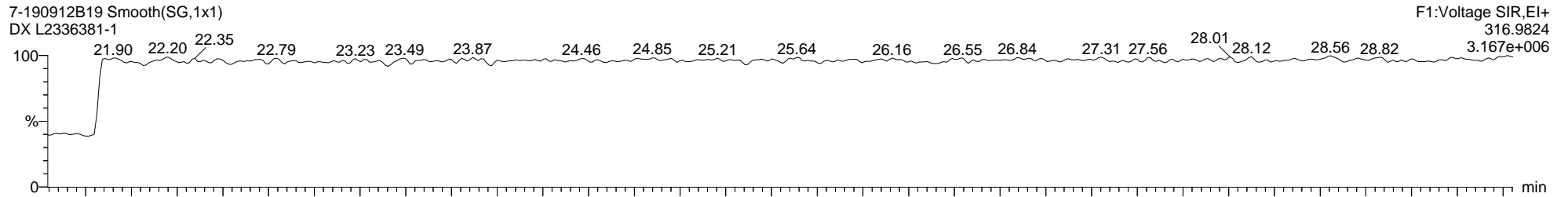
7-190912B19 Smooth(SG,1x1)  
DX L2336381-1



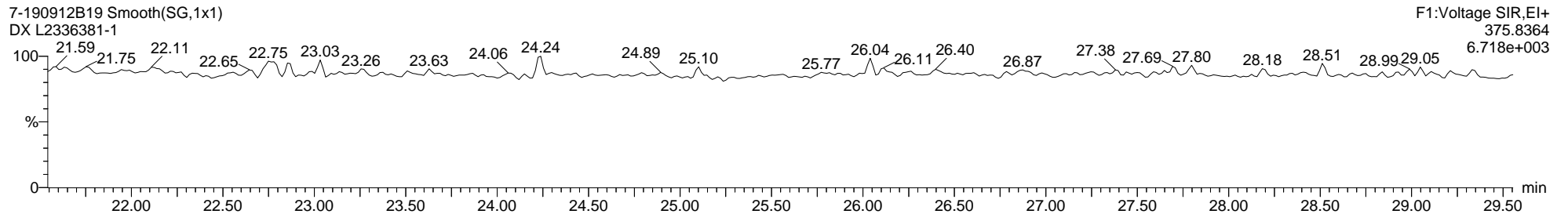
7-190912B19 Smooth(SG,1x1)  
DX L2336381-1



7-190912B19 Smooth(SG,1x1)  
DX L2336381-1



7-190912B19 Smooth(SG,1x1)  
DX L2336381-1



Quantify Sample Report MassLynx MassLynx V4.1 SCN 901

Dataset: C:\MassLynx\Dioxin.PRO\Result Files\7-190912B2-Q1-0913TP.qld

Last Altered: Friday, September 13, 2019 13:44:45 Eastern Daylight Time

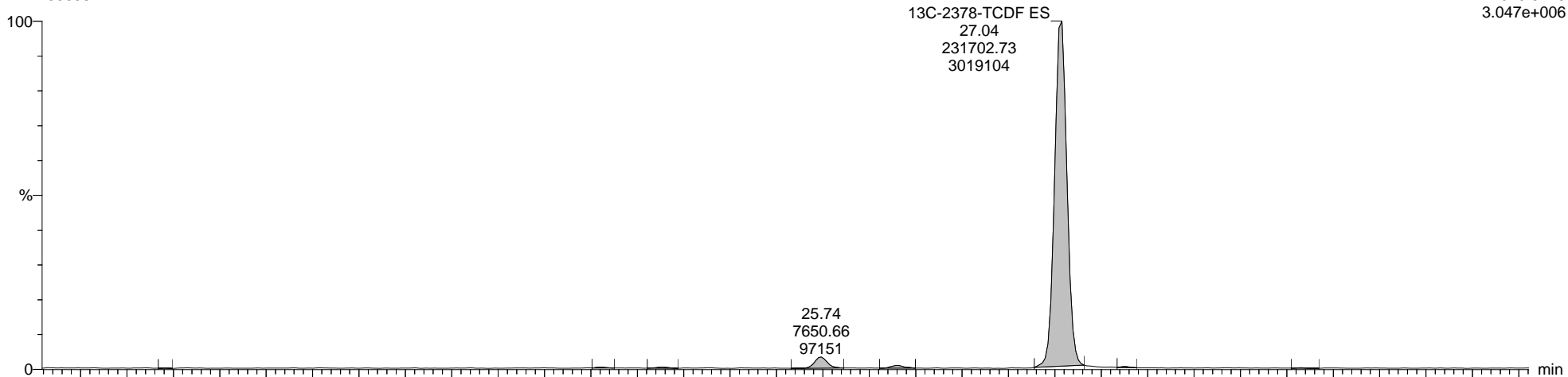
Printed: Monday, September 23, 2019 15:33:08 Eastern Daylight Time

Name: 7-190912B19, Date: 13-Sep-2019, Time: 04:09:42, ID: L2336381-1, Description: DX, Vial: Tray1:15

13C-2378-TCDF ES

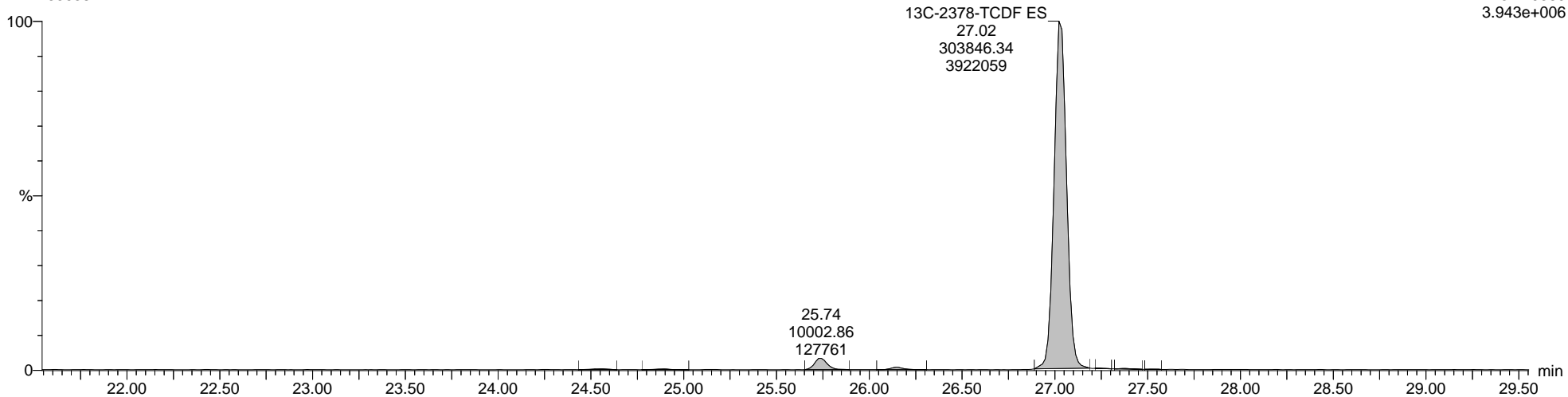
7-190912B19 Smooth(SG,1x1)  
DX L2336381-1

F1:Voltage SIR,EI+  
315.9419  
3.047e+006



7-190912B19 Smooth(SG,1x1)  
DX L2336381-1

F1:Voltage SIR,EI+  
317.9389  
3.943e+006



Quantify Sample Report MassLynx MassLynx V4.1 SCN 901

Dataset: C:\MassLynx\Dioxin.PRO\Result Files\7-190912B2-Q1-0913TP.qld

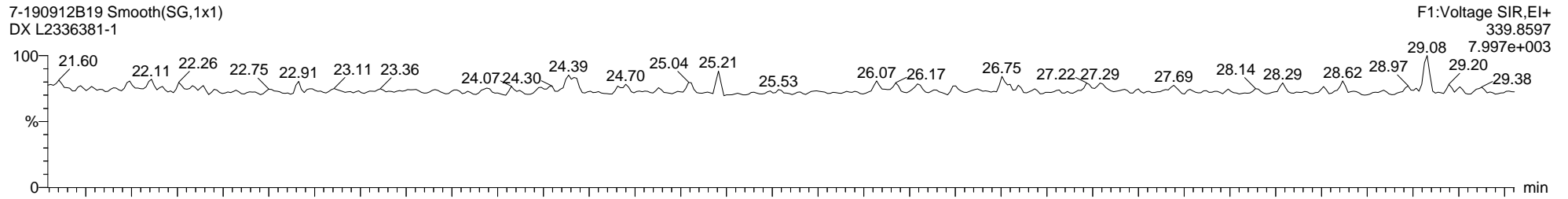
Last Altered: Friday, September 13, 2019 13:44:45 Eastern Daylight Time

Printed: Monday, September 23, 2019 15:33:08 Eastern Daylight Time

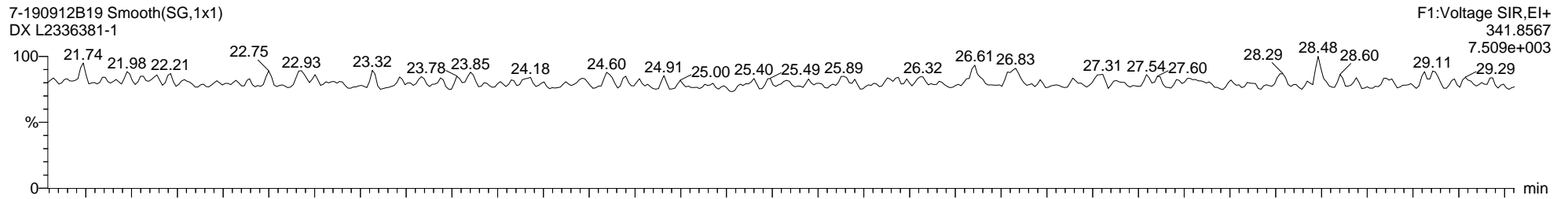
Name: 7-190912B19, Date: 13-Sep-2019, Time: 04:09:42, ID: L2336381-1, Description: DX, Vial: Tray1:15

Total-PeCDF-F1

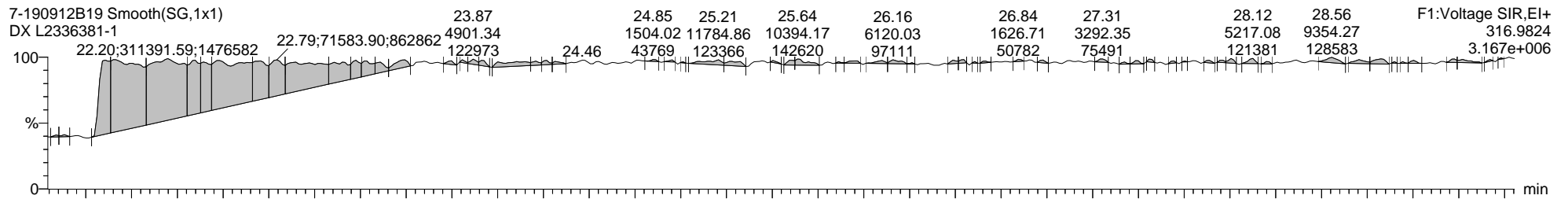
7-190912B19 Smooth(SG,1x1)  
DX L2336381-1



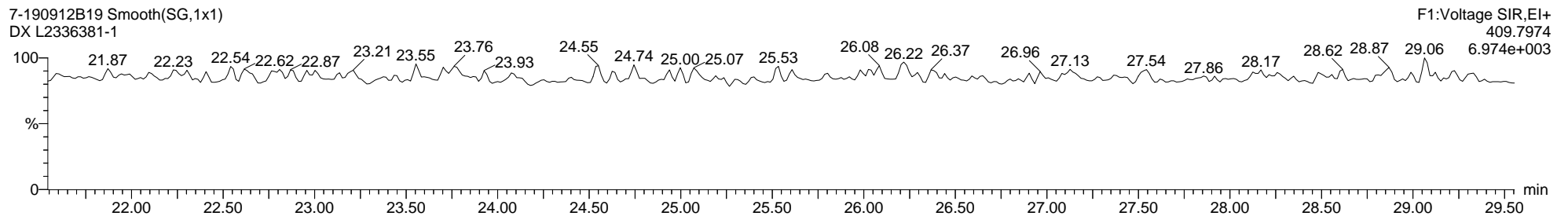
7-190912B19 Smooth(SG,1x1)  
DX L2336381-1



7-190912B19 Smooth(SG,1x1)  
DX L2336381-1



7-190912B19 Smooth(SG,1x1)  
DX L2336381-1





Quantify Sample Report MassLynx MassLynx V4.1 SCN 901

Dataset: C:\MassLynx\Dioxin.PRO\Result Files\7-190912B2-Q1-0913TP.qld

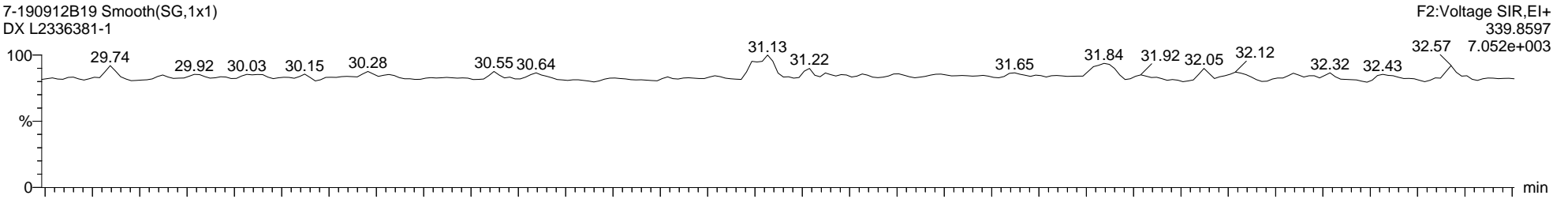
Last Altered: Friday, September 13, 2019 13:44:45 Eastern Daylight Time

Printed: Monday, September 23, 2019 15:33:08 Eastern Daylight Time

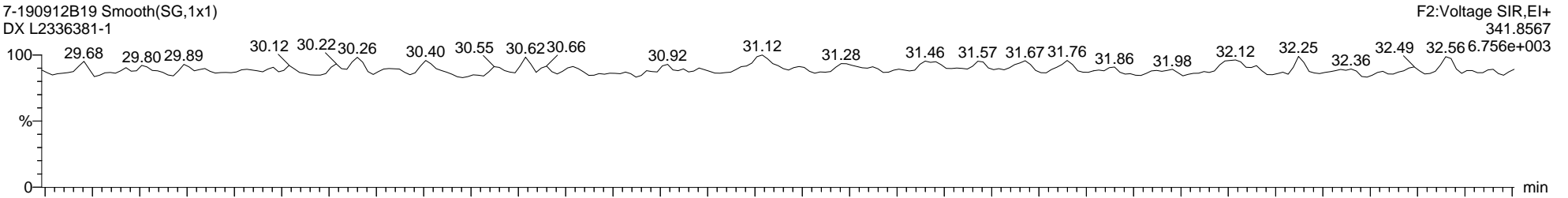
Name: 7-190912B19, Date: 13-Sep-2019, Time: 04:09:42, ID: L2336381-1, Description: DX, Vial: Tray1:15

Total-Pentafurans

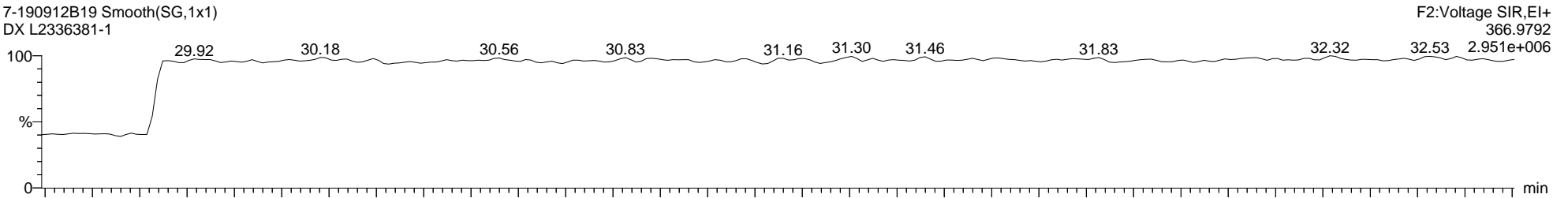
7-190912B19 Smooth(SG,1x1)  
DX L2336381-1



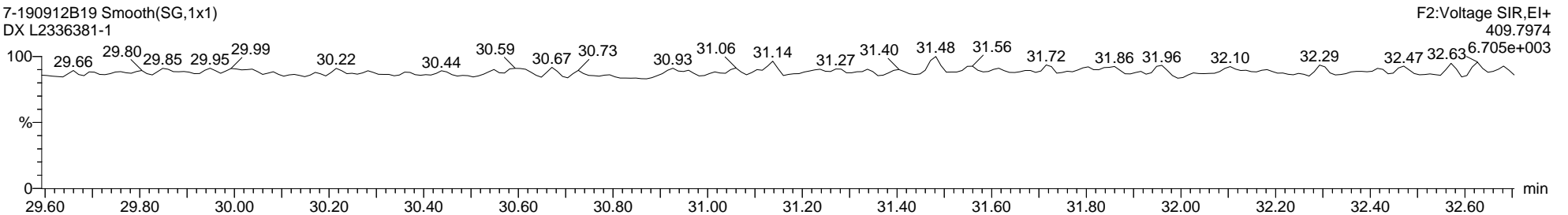
7-190912B19 Smooth(SG,1x1)  
DX L2336381-1



7-190912B19 Smooth(SG,1x1)  
DX L2336381-1



7-190912B19 Smooth(SG,1x1)  
DX L2336381-1



Quantify Sample Report MassLynx MassLynx V4.1 SCN 901

Dataset: C:\MassLynx\Dioxin.PRO\Result Files\7-190912B2-Q1-0913TP.qld

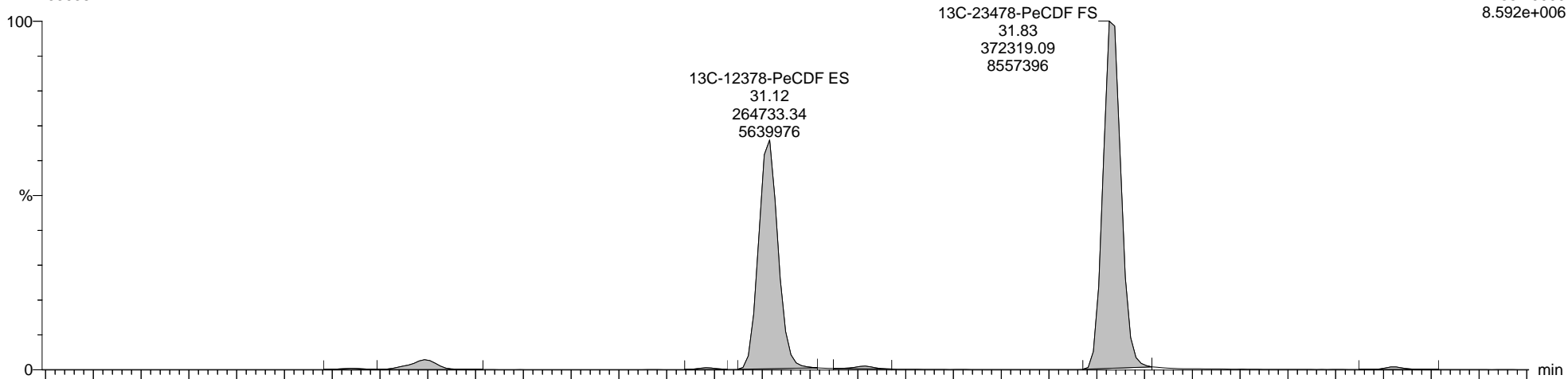
Last Altered: Friday, September 13, 2019 13:44:45 Eastern Daylight Time  
Printed: Monday, September 23, 2019 15:33:08 Eastern Daylight Time

Name: 7-190912B19, Date: 13-Sep-2019, Time: 04:09:42, ID: L2336381-1, Description: DX, Vial: Tray1:15

13C-12378-PeCDF ES

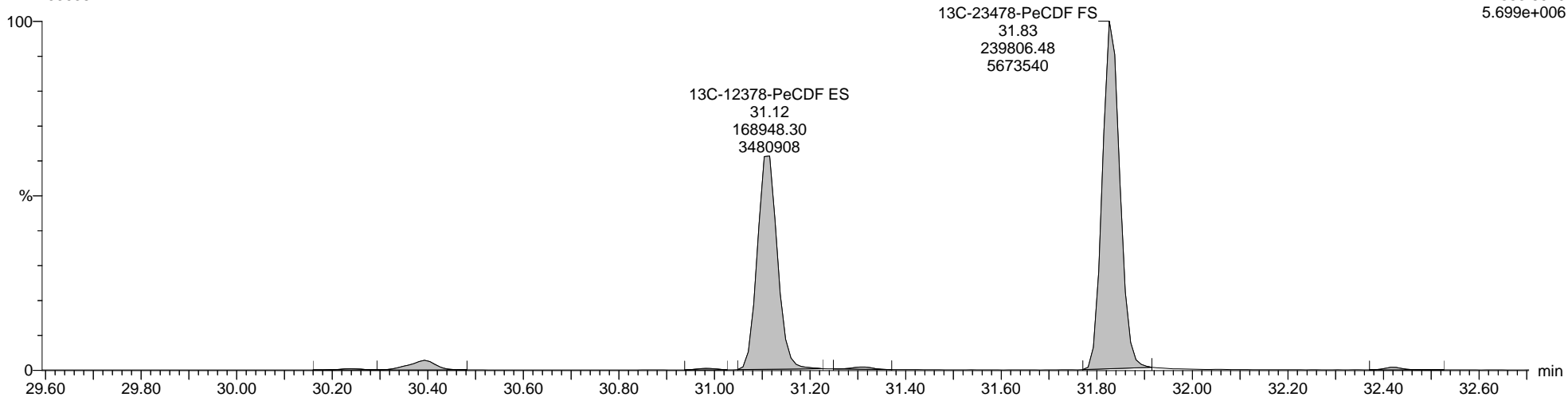
7-190912B19 Smooth(SG,1x1)  
DX L2336381-1

F2:Voltage SIR,EI+  
351.9000  
8.592e+006



7-190912B19 Smooth(SG,1x1)  
DX L2336381-1

F2:Voltage SIR,EI+  
353.8970  
5.699e+006



Quantify Sample Report MassLynx MassLynx V4.1 SCN 901

Dataset: C:\MassLynx\Dioxin.PRO\Result Files\7-190912B2-Q1-0913TP.qld

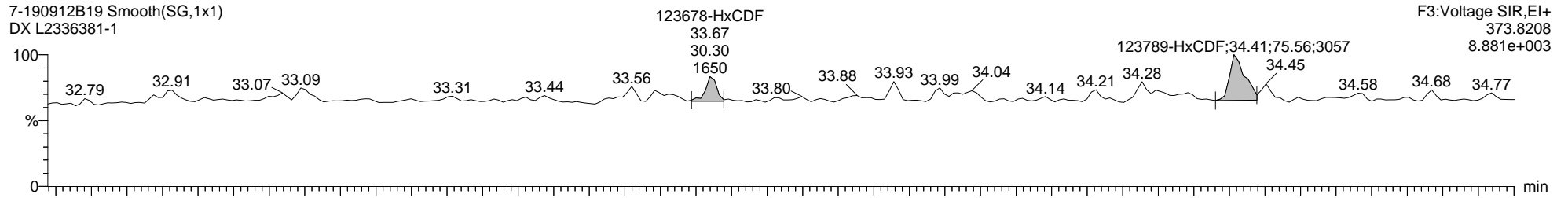
Last Altered: Friday, September 13, 2019 13:44:45 Eastern Daylight Time

Printed: Monday, September 23, 2019 15:33:08 Eastern Daylight Time

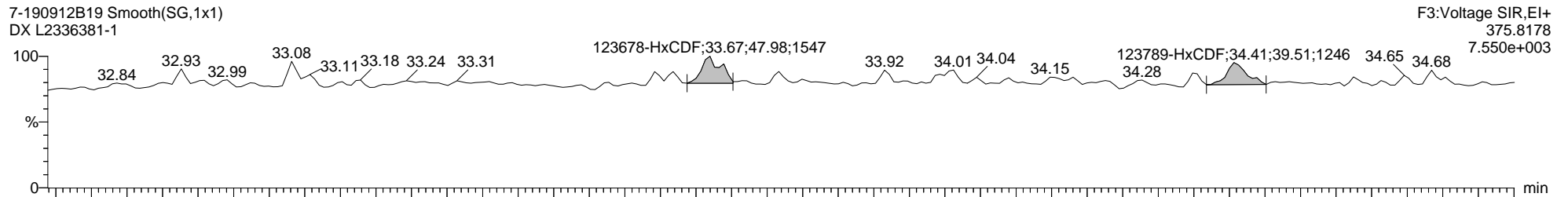
Name: 7-190912B19, Date: 13-Sep-2019, Time: 04:09:42, ID: L2336381-1, Description: DX, Vial: Tray1:15

Total-Hexafurans

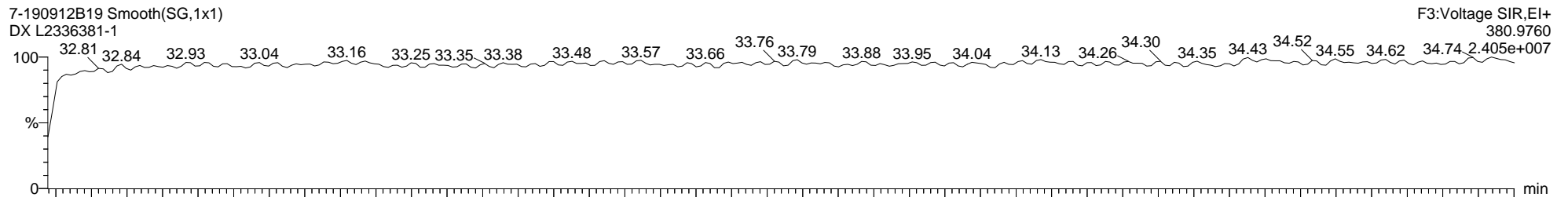
7-190912B19 Smooth(SG,1x1)  
DX L2336381-1



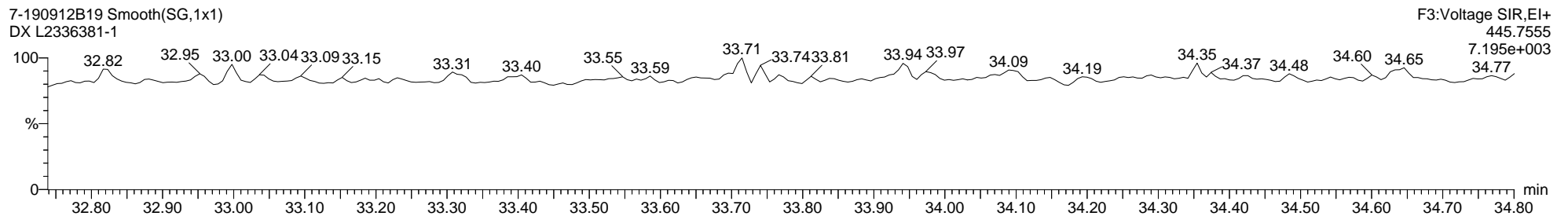
7-190912B19 Smooth(SG,1x1)  
DX L2336381-1



7-190912B19 Smooth(SG,1x1)  
DX L2336381-1



7-190912B19 Smooth(SG,1x1)  
DX L2336381-1



Quantify Sample Report MassLynx MassLynx V4.1 SCN 901

Dataset: C:\MassLynx\Dioxin.PRO\Result Files\7-190912B2-Q1-0913TP.qld

Last Altered: Friday, September 13, 2019 13:44:45 Eastern Daylight Time

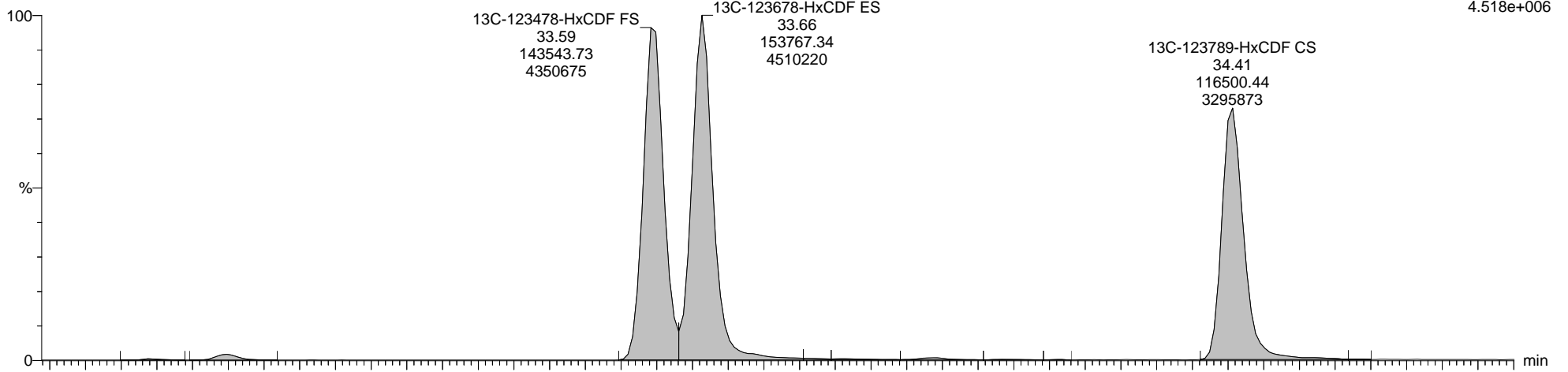
Printed: Monday, September 23, 2019 15:33:08 Eastern Daylight Time

Name: 7-190912B19, Date: 13-Sep-2019, Time: 04:09:42, ID: L2336381-1, Description: DX, Vial: Tray1:15

13C-123678-HxCDF ES

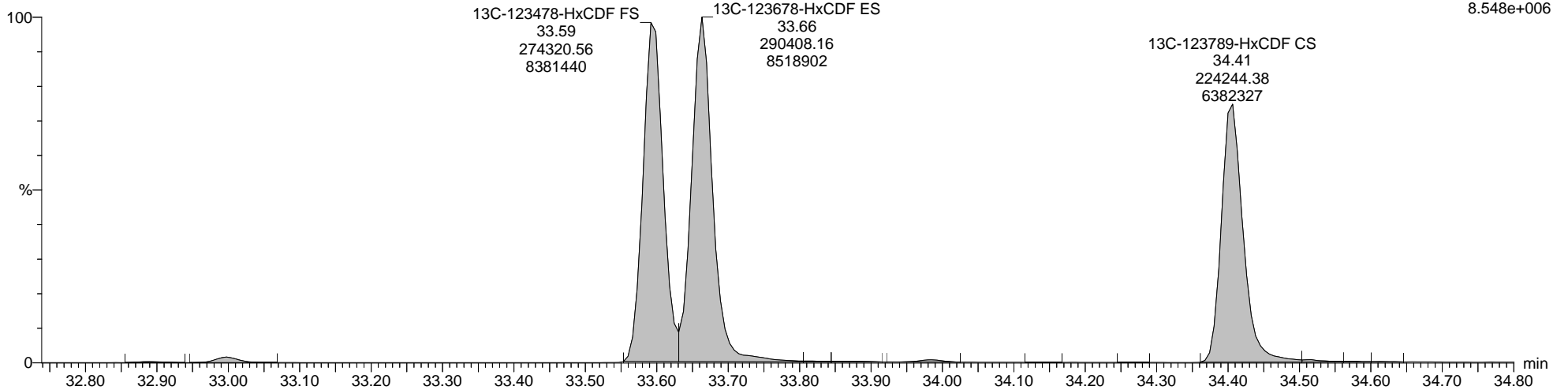
7-190912B19 Smooth(SG,1x1)  
DX L2336381-1

F3:Voltage SIR,EI+  
383.8639  
4.518e+006



7-190912B19 Smooth(SG,1x1)  
DX L2336381-1

F3:Voltage SIR,EI+  
385.8610  
8.548e+006



Quantify Sample Report MassLynx MassLynx V4.1 SCN 901

Dataset: C:\MassLynx\Dioxin.PRO\Result Files\7-190912B2-Q1-0913TP.qld

Last Altered: Friday, September 13, 2019 13:44:45 Eastern Daylight Time  
Printed: Monday, September 23, 2019 15:33:08 Eastern Daylight Time

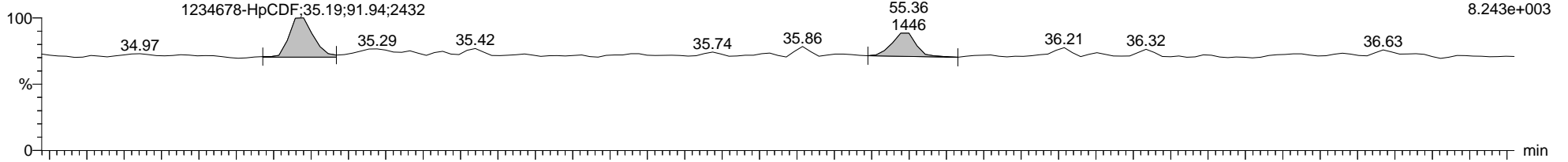
Name: 7-190912B19, Date: 13-Sep-2019, Time: 04:09:42, ID: L2336381-1, Description: DX, Vial: Tray1:15

Total-Heptafurans

7-190912B19 Smooth(SG,1x1)  
DX L2336381-1

1234789-HpCDF  
36.00  
55.36  
1446

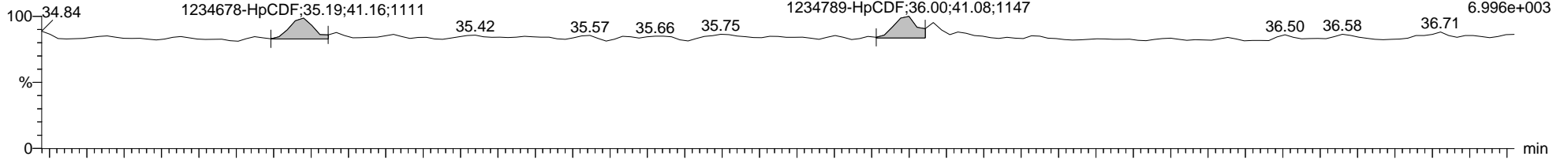
F4:Voltage SIR,EI+  
409.7789  
8.243e+003



7-190912B19 Smooth(SG,1x1)  
DX L2336381-1

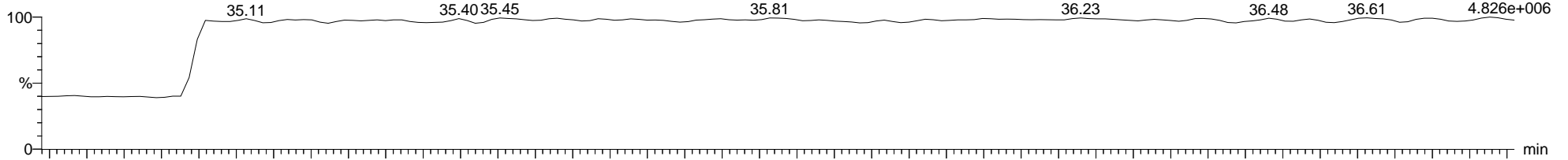
1234789-HpCDF;36.00;41.08;1147

F4:Voltage SIR,EI+  
411.7759  
6.996e+003



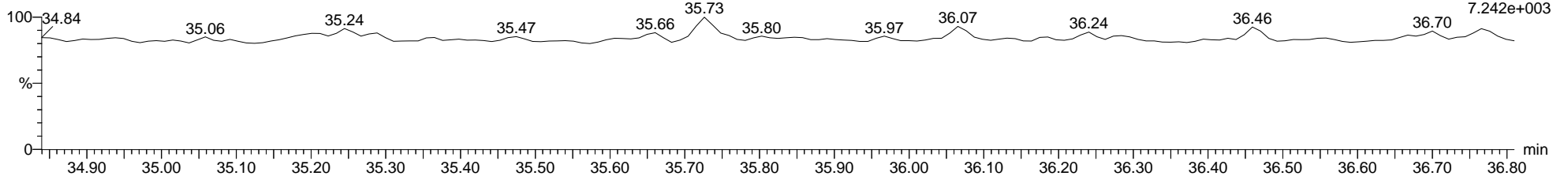
7-190912B19 Smooth(SG,1x1)  
DX L2336381-1

F4:Voltage SIR,EI+  
454.9728  
4.826e+006



7-190912B19 Smooth(SG,1x1)  
DX L2336381-1

F4:Voltage SIR,EI+  
479.7165  
7.242e+003



Quantify Sample Report MassLynx MassLynx V4.1 SCN 901

Dataset: C:\MassLynx\Dioxin.PRO\Result Files\7-190912B2-Q1-0913TP.qld

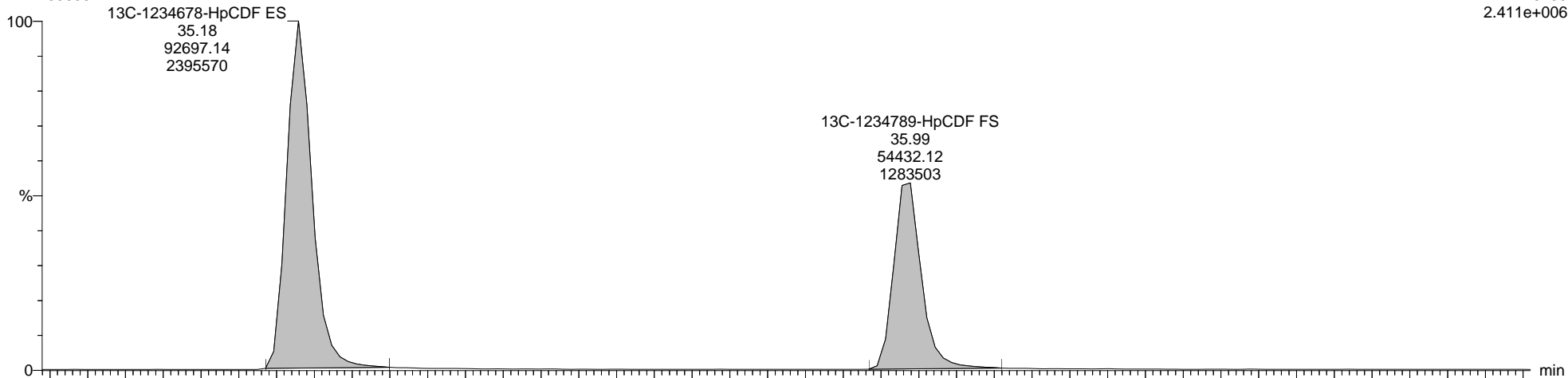
Last Altered: Friday, September 13, 2019 13:44:45 Eastern Daylight Time  
Printed: Monday, September 23, 2019 15:33:08 Eastern Daylight Time

Name: 7-190912B19, Date: 13-Sep-2019, Time: 04:09:42, ID: L2336381-1, Description: DX, Vial: Tray1:15

13C-1234678-HpCDF ES

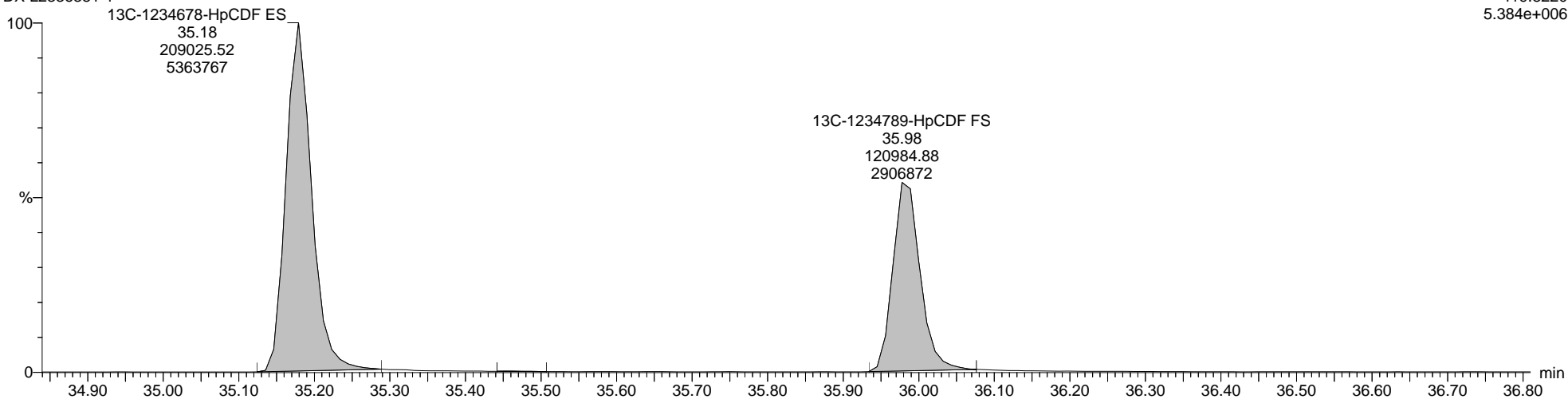
7-190912B19 Smooth(SG,1x1)  
DX L2336381-1

F4:Voltage SIR,EI+  
417.8253  
2.411e+006



7-190912B19 Smooth(SG,1x1)  
DX L2336381-1

F4:Voltage SIR,EI+  
419.8220  
5.384e+006



Quantify Sample Report MassLynx MassLynx V4.1 SCN 901

Dataset: C:\MassLynx\Dioxin.PRO\Result Files\7-190912B2-Q1-0913TP.qld

Last Altered: Friday, September 13, 2019 13:44:45 Eastern Daylight Time

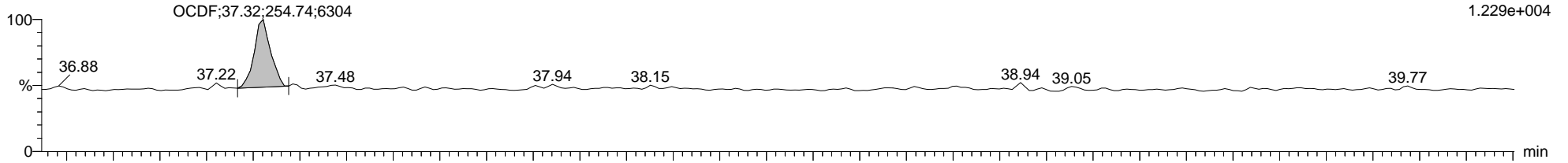
Printed: Monday, September 23, 2019 15:33:08 Eastern Daylight Time

Name: 7-190912B19, Date: 13-Sep-2019, Time: 04:09:42, ID: L2336381-1, Description: DX, Vial: Tray1:15

Totals-OCDF

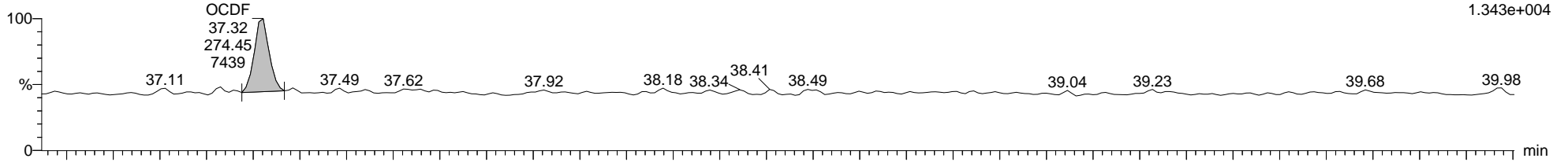
7-190912B19 Smooth(SG,1x1)  
DX L2336381-1

F5:Voltage SIR,EI+  
441.7428  
1.229e+004



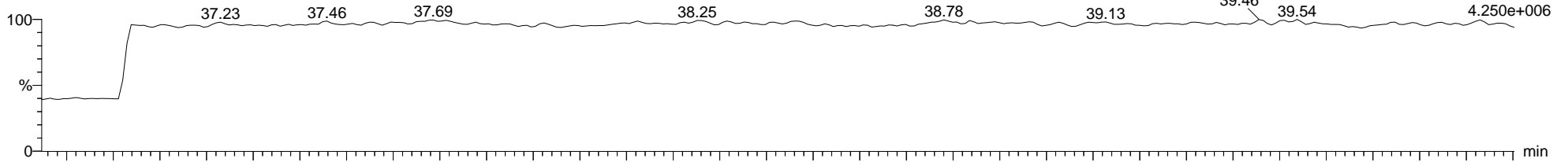
7-190912B19 Smooth(SG,1x1)  
DX L2336381-1

F5:Voltage SIR,EI+  
443.7398  
1.343e+004



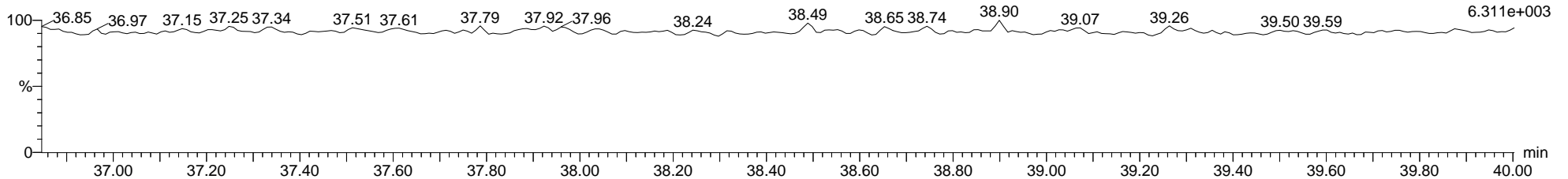
7-190912B19 Smooth(SG,1x1)  
DX L2336381-1

F5:Voltage SIR,EI+  
454.9728  
4.250e+006



7-190912B19 Smooth(SG,1x1)  
DX L2336381-1

F5:Voltage SIR,EI+  
513.6775  
6.311e+003



Quantify Sample Report MassLynx MassLynx V4.1 SCN 901

Dataset: C:\MassLynx\Dioxin.PRO\Result Files\7-190912B2-Q1-0913TP.qld

Last Altered: Friday, September 13, 2019 13:44:45 Eastern Daylight Time

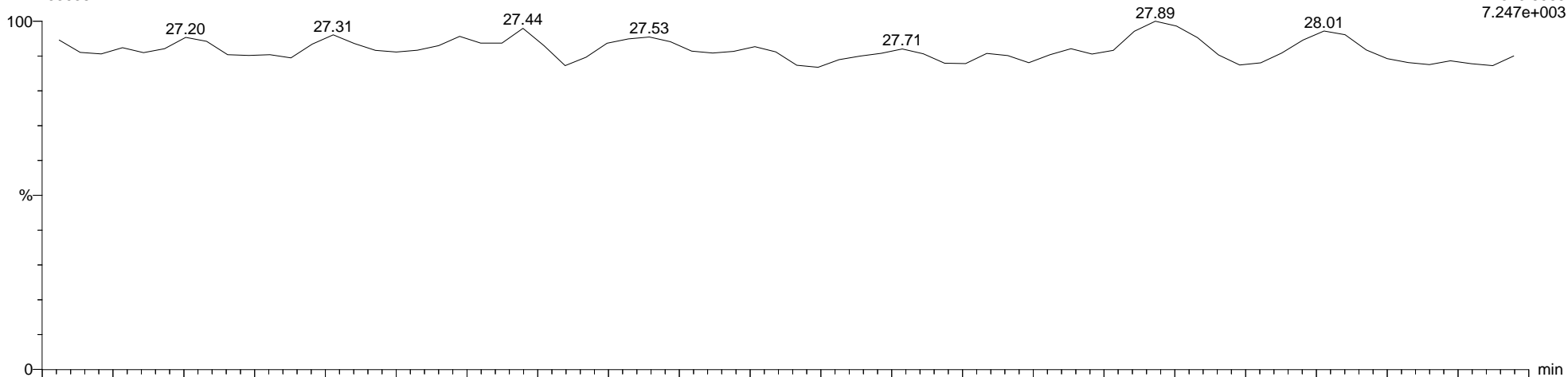
Printed: Monday, September 23, 2019 15:33:08 Eastern Daylight Time

Name: 7-190912B20, Date: 13-Sep-2019, Time: 04:51:50, ID: L2336381-2, Description: DX, Vial: Tray1:16

2378-TCDD

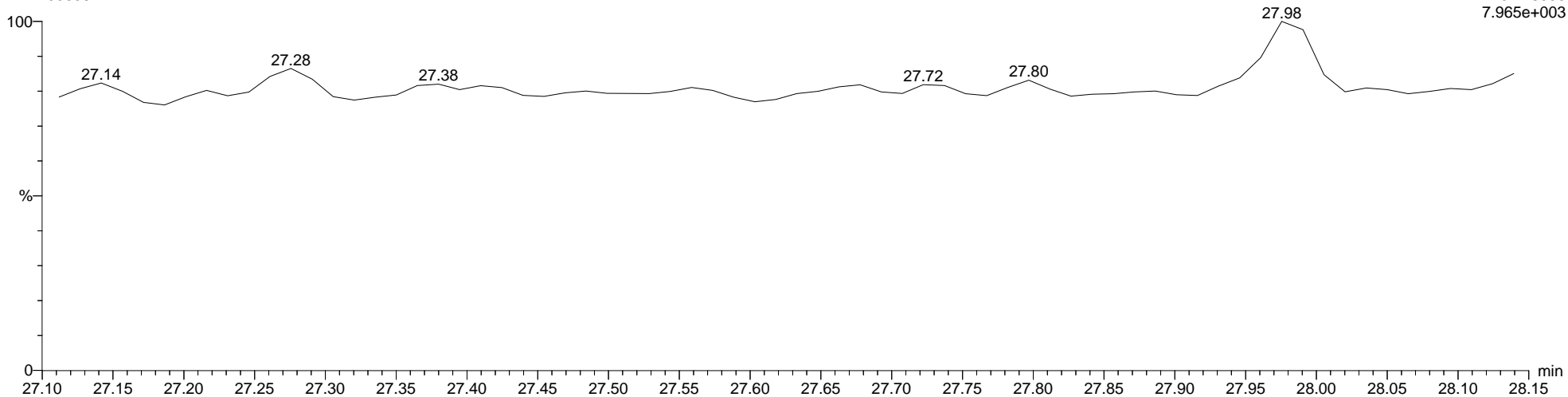
7-190912B20 Smooth(SG,1x1)  
DX L2336381-2

F1:Voltage SIR,EI+  
319.8965  
7.247e+003



7-190912B20 Smooth(SG,1x1)  
DX L2336381-2

F1:Voltage SIR,EI+  
321.8936  
7.965e+003





Quantify Sample Report

MassLynx MassLynx V4.1 SCN 901

Dataset: C:\MassLynx\Dioxin.PRO\Result Files\7-190912B2-Q1-0913TP.qld

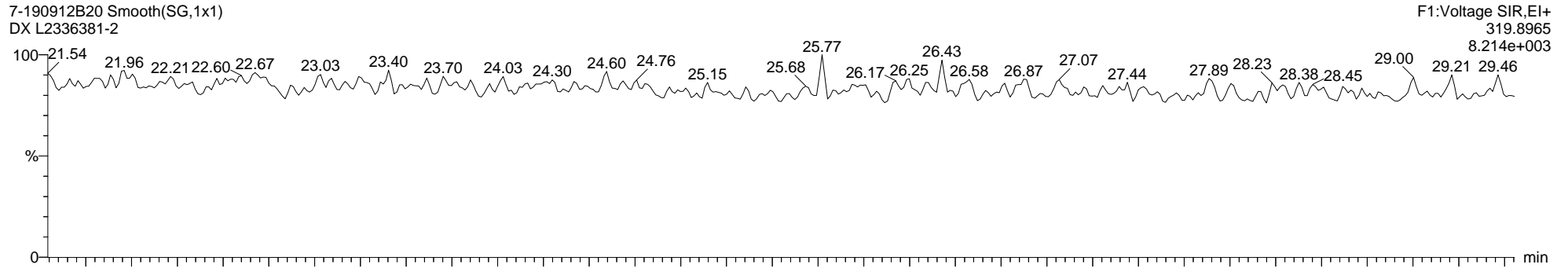
Last Altered: Friday, September 13, 2019 13:44:45 Eastern Daylight Time

Printed: Monday, September 23, 2019 15:33:08 Eastern Daylight Time

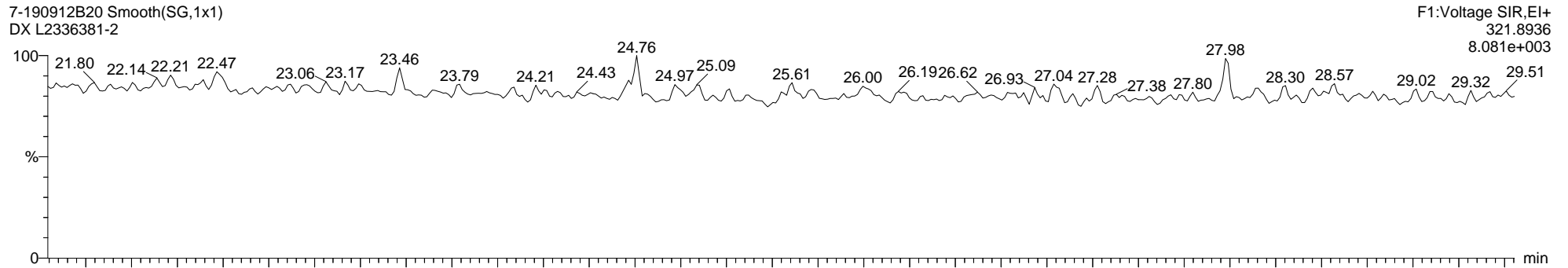
Name: 7-190912B20, Date: 13-Sep-2019, Time: 04:51:50, ID: L2336381-2, Description: DX, Vial: Tray1:16

Total-Tetradoxins

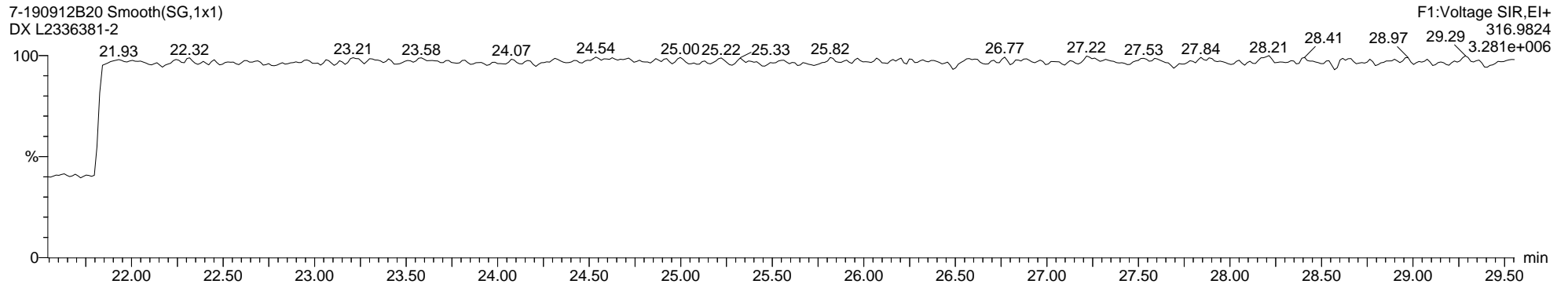
7-190912B20 Smooth(SG,1x1)  
DX L2336381-2



7-190912B20 Smooth(SG,1x1)  
DX L2336381-2



7-190912B20 Smooth(SG,1x1)  
DX L2336381-2



Dataset: C:\MassLynx\Dioxin.PRO\Result Files\7-190912B2-Q1-0913TP.qld

Last Altered: Friday, September 13, 2019 13:44:45 Eastern Daylight Time


Printed: Monday, September 23, 2019 15:33:08 Eastern Daylight Time

Name: 7-190912B20, Date: 13-Sep-2019, Time: 04:51:50, ID: L2336381-2, Description: DX, Vial: Tray1:16

13C-2378-TCDD ES

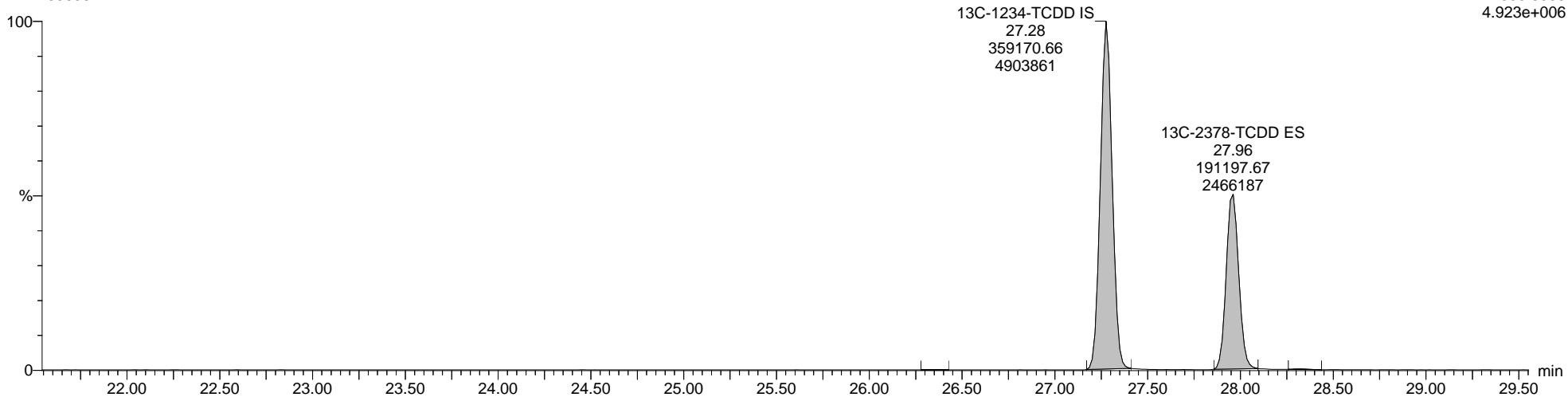
7-190912B20 Smooth(SG,1x1)  
DX L2336381-2

F1:Voltage SIR,EI+  
331.9368  
3.900e+006



7-190912B20 Smooth(SG,1x1)  
DX L2336381-2

F1:Voltage SIR,EI+  
333.9339  
4.923e+006



Quantify Sample Report MassLynx MassLynx V4.1 SCN 901

Dataset: C:\MassLynx\Dioxin.PRO\Result Files\7-190912B2-Q1-0913TP.qld

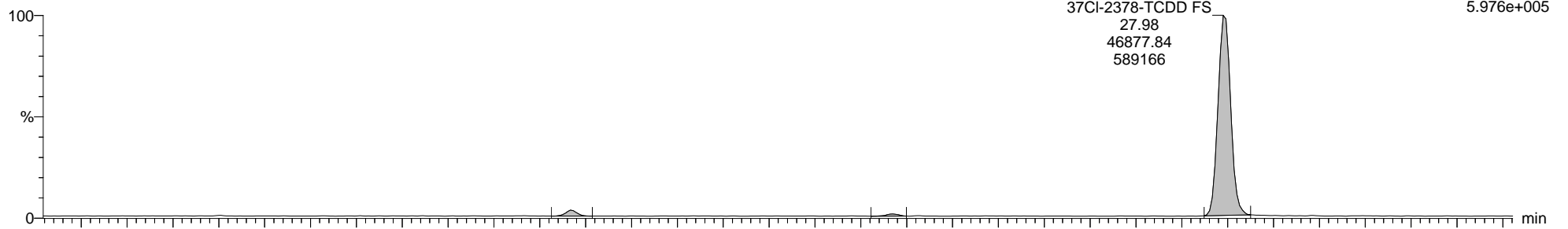
Last Altered: Friday, September 13, 2019 13:44:45 Eastern Daylight Time  
Printed: Monday, September 23, 2019 15:33:08 Eastern Daylight Time

Name: 7-190912B20, Date: 13-Sep-2019, Time: 04:51:50, ID: L2336381-2, Description: DX, Vial: Tray1:16

Totals-37Cl-2378-TCDD

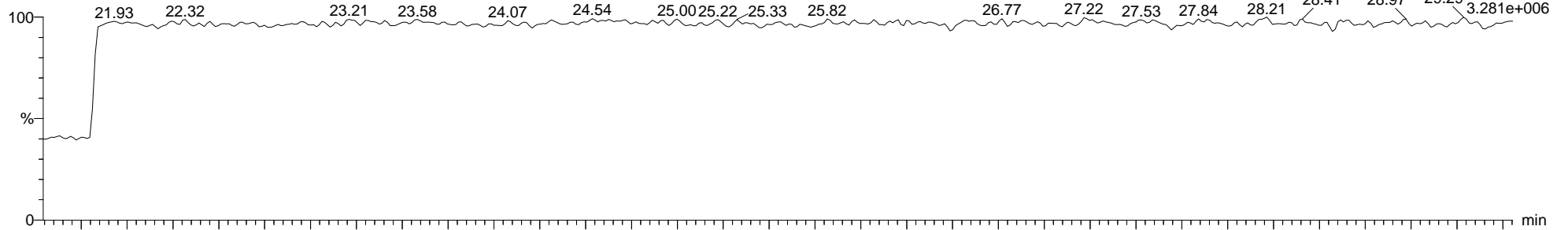
7-190912B20 Smooth(SG,1x1)  
DX L2336381-2

F1:Voltage SIR,EI+  
327.8847  
5.976e+005



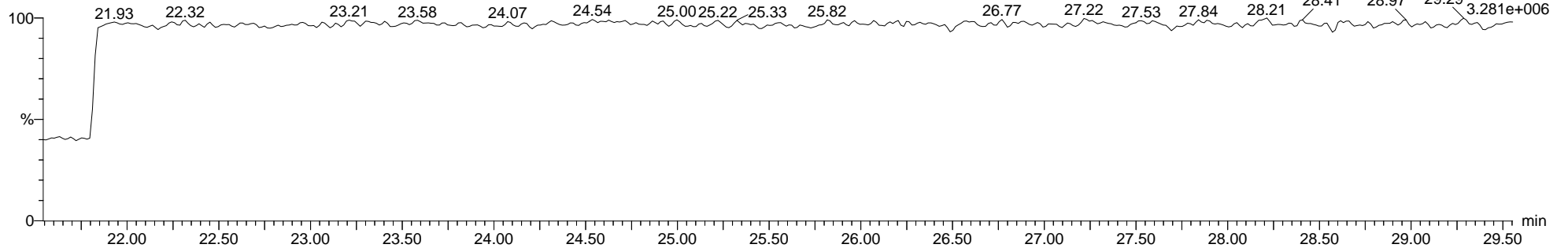
7-190912B20 Smooth(SG,1x1)  
DX L2336381-2

F1:Voltage SIR,EI+  
316.9824  
3.281e+006



7-190912B20 Smooth(SG,1x1)  
DX L2336381-2

F1:Voltage SIR,EI+  
316.9824  
3.281e+006



Quantify Sample Report MassLynx MassLynx V4.1 SCN 901

Dataset: C:\MassLynx\Dioxin.PRO\Result Files\7-190912B2-Q1-0913TP.qld

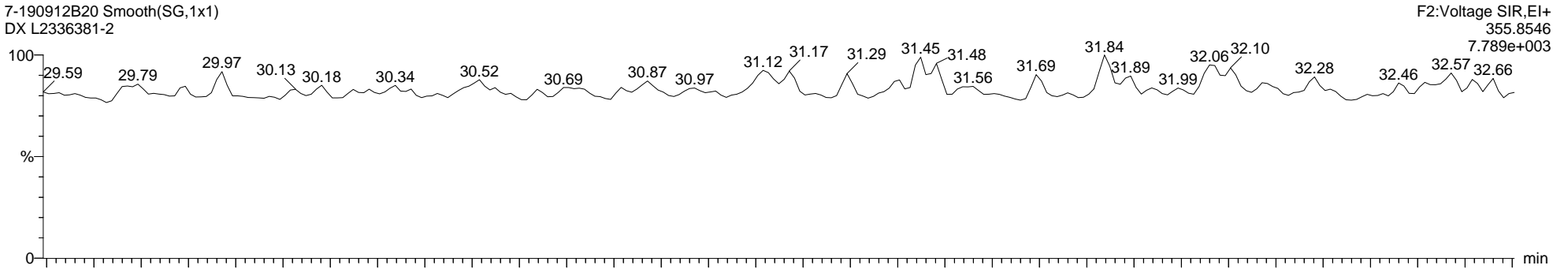
Last Altered: Friday, September 13, 2019 13:44:45 Eastern Daylight Time

Printed: Monday, September 23, 2019 15:33:08 Eastern Daylight Time

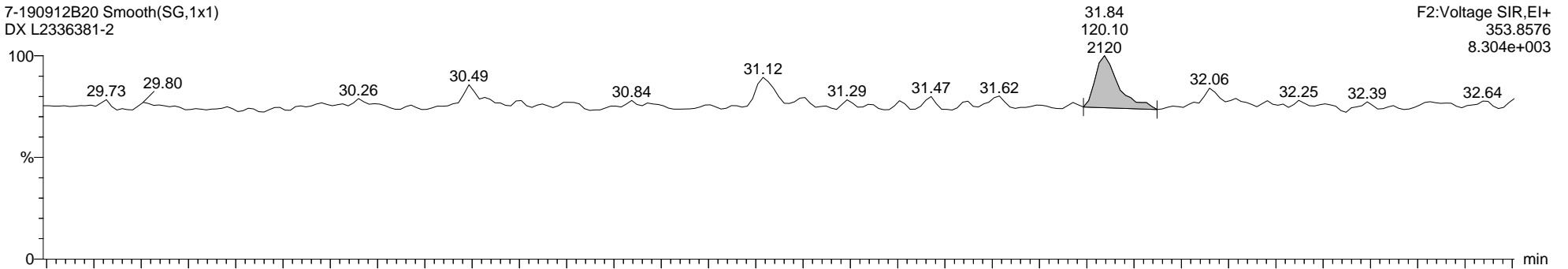
Name: 7-190912B20, Date: 13-Sep-2019, Time: 04:51:50, ID: L2336381-2, Description: DX, Vial: Tray1:16

Total-Pentadioxins

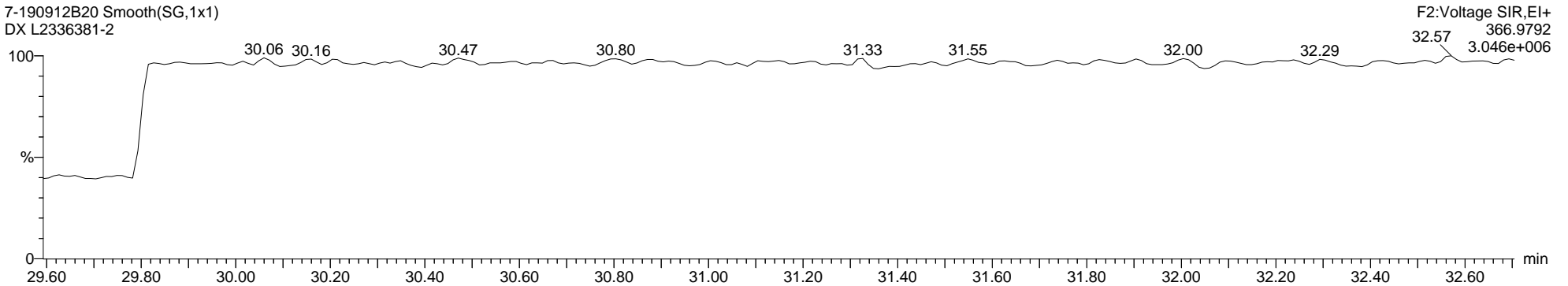
7-190912B20 Smooth(SG,1x1)  
DX L2336381-2



7-190912B20 Smooth(SG,1x1)  
DX L2336381-2



7-190912B20 Smooth(SG,1x1)  
DX L2336381-2



Quantify Sample Report

MassLynx MassLynx V4.1 SCN 901

Dataset: C:\MassLynx\Dioxin.PRO\Result Files\7-190912B2-Q1-0913TP.qld

Last Altered: Friday, September 13, 2019 13:44:45 Eastern Daylight Time

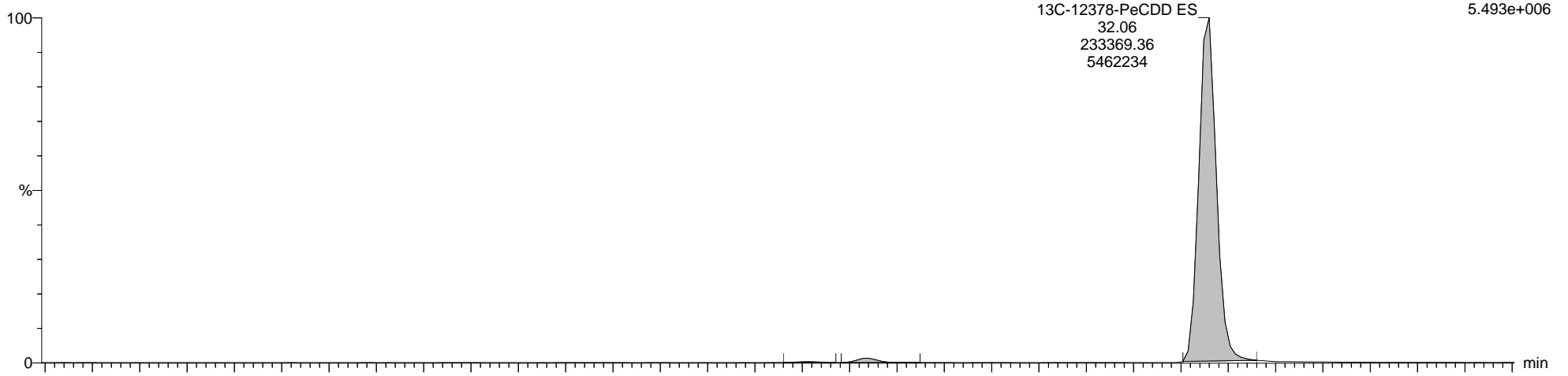
Printed: Monday, September 23, 2019 15:33:08 Eastern Daylight Time

Name: 7-190912B20, Date: 13-Sep-2019, Time: 04:51:50, ID: L2336381-2, Description: DX, Vial: Tray1:16

13C-12378-PeCDD ES

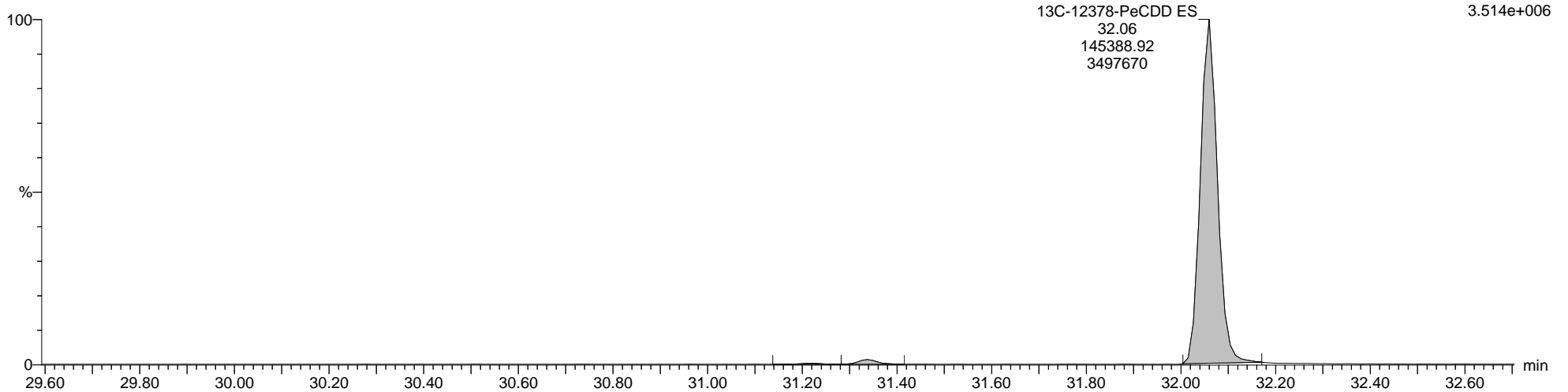
7-190912B20 Smooth(SG,1x1)  
DX L2336381-2

F2:Voltage SIR,EI+  
367.8949  
5.493e+006



7-190912B20 Smooth(SG,1x1)  
DX L2336381-2

F2:Voltage SIR,EI+  
365.8978  
3.514e+006



Quantify Sample Report

MassLynx MassLynx V4.1 SCN 901

Dataset: C:\MassLynx\Dioxin.PRO\Result Files\7-190912B2-Q1-0913TP.qld

Last Altered: Friday, September 13, 2019 13:44:45 Eastern Daylight Time

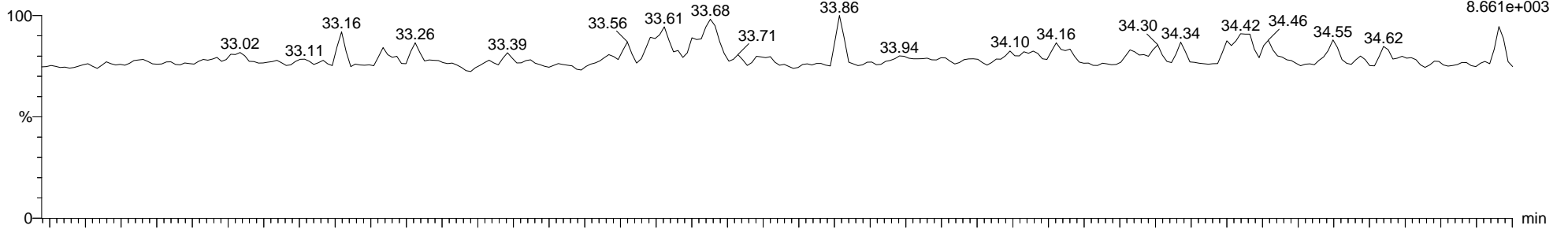
Printed: Monday, September 23, 2019 15:33:08 Eastern Daylight Time

Name: 7-190912B20, Date: 13-Sep-2019, Time: 04:51:50, ID: L2336381-2, Description: DX, Vial: Tray1:16

Total-Hexadioxins

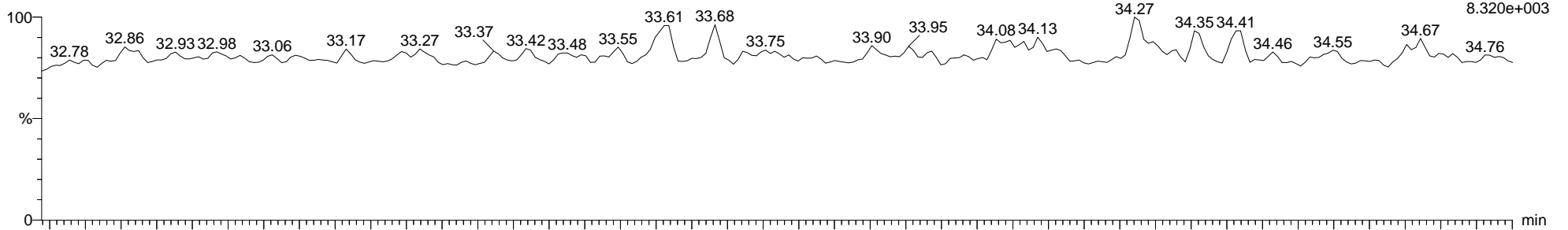
7-190912B20 Smooth(SG,1x1)  
DX L2336381-2

F3:Voltage SIR,EI+  
389.8157  
8.661e+003



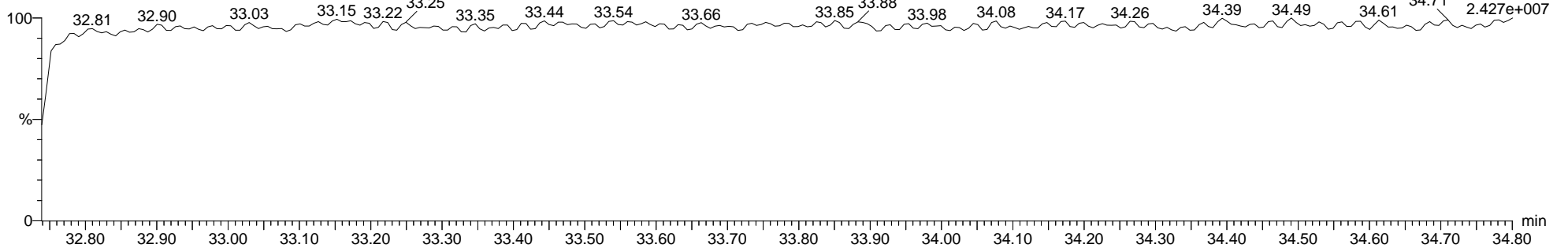
7-190912B20 Smooth(SG,1x1)  
DX L2336381-2

F3:Voltage SIR,EI+  
391.8127  
8.320e+003



7-190912B20 Smooth(SG,1x1)  
DX L2336381-2

F3:Voltage SIR,EI+  
380.9760  
2.427e+007



Dataset: C:\MassLynx\Dioxin.PRO\Result Files\7-190912B2-Q1-0913TP.qld


Last Altered: Friday, September 13, 2019 13:44:45 Eastern Daylight Time

Printed: Monday, September 23, 2019 15:33:08 Eastern Daylight Time

Name: 7-190912B20, Date: 13-Sep-2019, Time: 04:51:50, ID: L2336381-2, Description: DX, Vial: Tray1:16

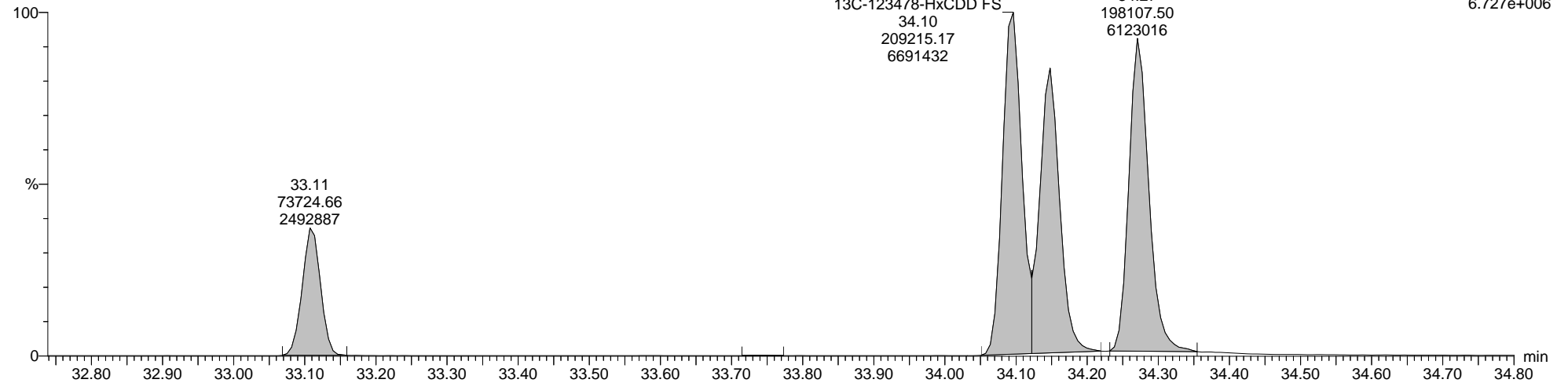
13C-123678-HxCDD ES

7-190912B20 Smooth(SG,1x1)  
DX L2336381-2



F3:Voltage SIR,EI+  
401.8559  
8.555e+006

7-190912B20 Smooth(SG,1x1)  
DX L2336381-2



F3:Voltage SIR,EI+  
403.8530  
6.727e+006

Quantify Sample Report MassLynx MassLynx V4.1 SCN 901

Dataset: C:\MassLynx\Dioxin.PRO\Result Files\7-190912B2-Q1-0913TP.qld

Last Altered: Friday, September 13, 2019 13:44:45 Eastern Daylight Time

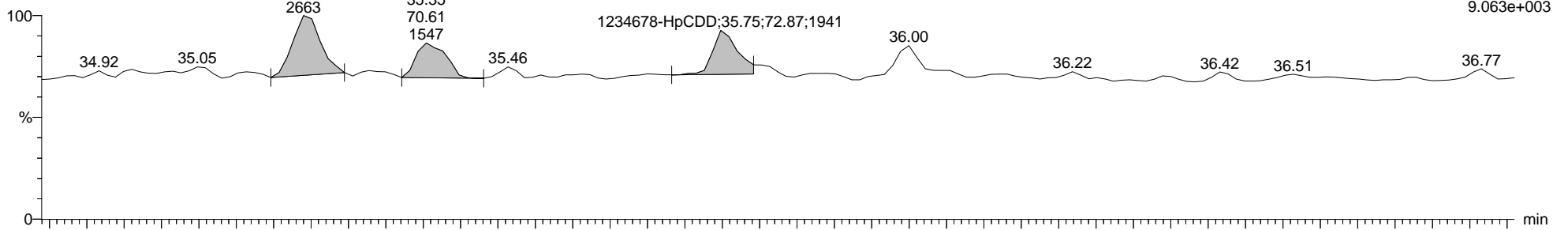
Printed: Monday, September 23, 2019 15:33:08 Eastern Daylight Time

Name: 7-190912B20, Date: 13-Sep-2019, Time: 04:51:50, ID: L2336381-2, Description: DX, Vial: Tray1:16

Total-Heptadioxins

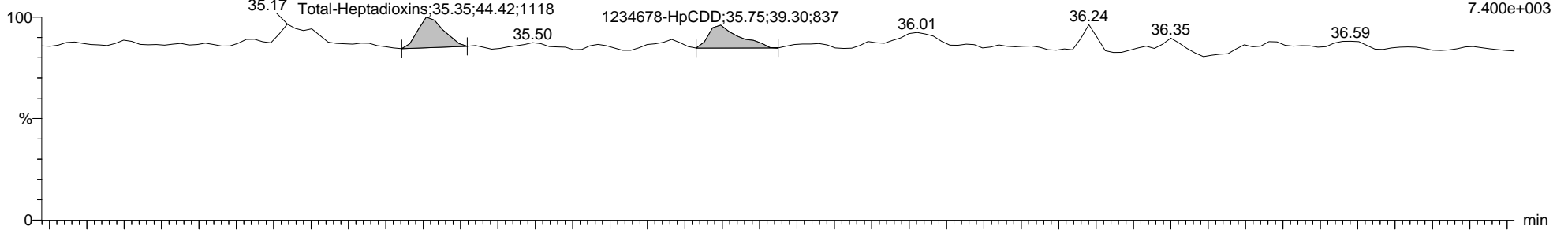
7-190912B20 Smooth(SG,1x1)  
DX L2336381-2

F4:Voltage SIR,EI+  
423.7766  
9.063e+003



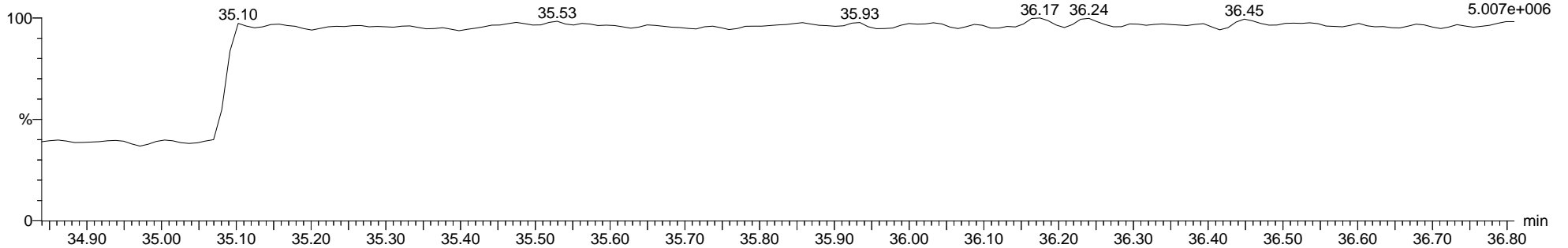
7-190912B20 Smooth(SG,1x1)  
DX L2336381-2

F4:Voltage SIR,EI+  
425.7737  
7.400e+003



7-190912B20 Smooth(SG,1x1)  
DX L2336381-2

F4:Voltage SIR,EI+  
454.9728  
5.007e+006





Quantify Sample Report MassLynx MassLynx V4.1 SCN 901

Dataset: C:\MassLynx\Dioxin.PRO\Result Files\7-190912B2-Q1-0913TP.qld

Last Altered: Friday, September 13, 2019 13:44:45 Eastern Daylight Time

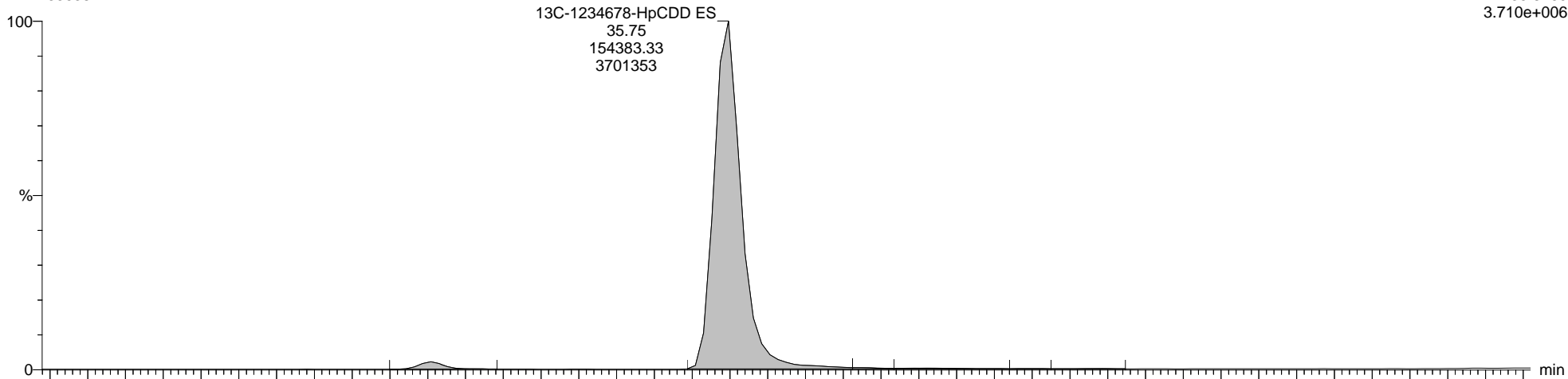
Printed: Monday, September 23, 2019 15:33:08 Eastern Daylight Time

Name: 7-190912B20, Date: 13-Sep-2019, Time: 04:51:50, ID: L2336381-2, Description: DX, Vial: Tray1:16

13C-1234678-HpCDD ES

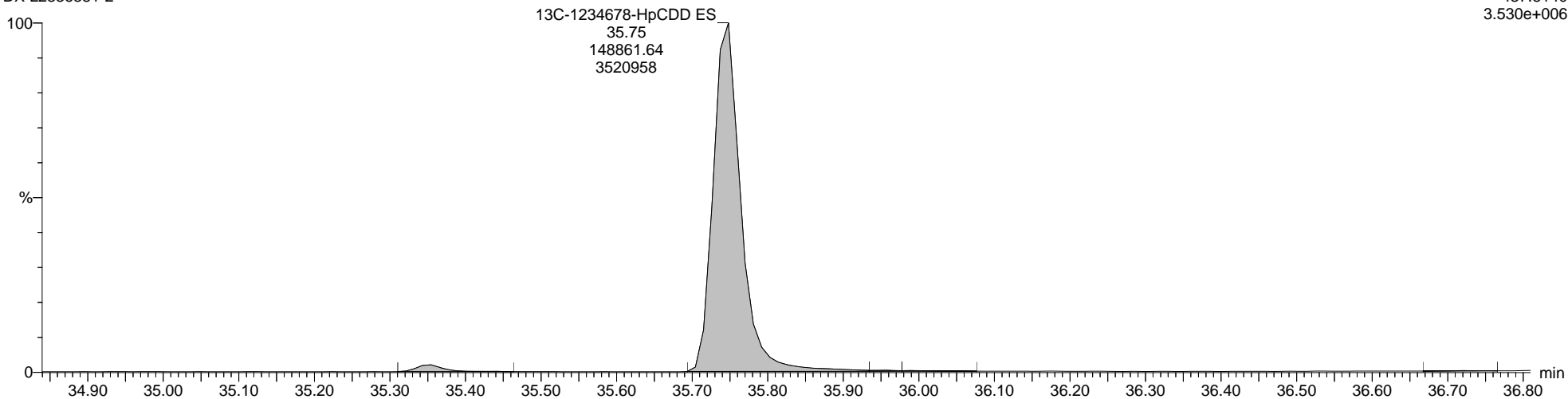
7-190912B20 Smooth(SG,1x1)  
DX L2336381-2

F4:Voltage SIR,EI+  
435.8169  
3.710e+006



7-190912B20 Smooth(SG,1x1)  
DX L2336381-2

F4:Voltage SIR,EI+  
437.8140  
3.530e+006



Quantify Sample Report MassLynx MassLynx V4.1 SCN 901

Dataset: C:\MassLynx\Dioxin.PRO\Result Files\7-190912B2-Q1-0913TP.qld

Last Altered: Friday, September 13, 2019 13:44:45 Eastern Daylight Time

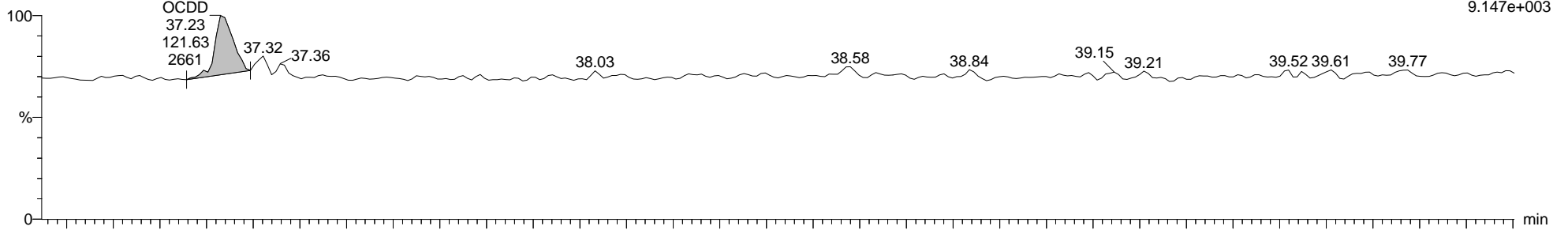
Printed: Monday, September 23, 2019 15:33:08 Eastern Daylight Time

Name: 7-190912B20, Date: 13-Sep-2019, Time: 04:51:50, ID: L2336381-2, Description: DX, Vial: Tray1:16

Total-OCDD

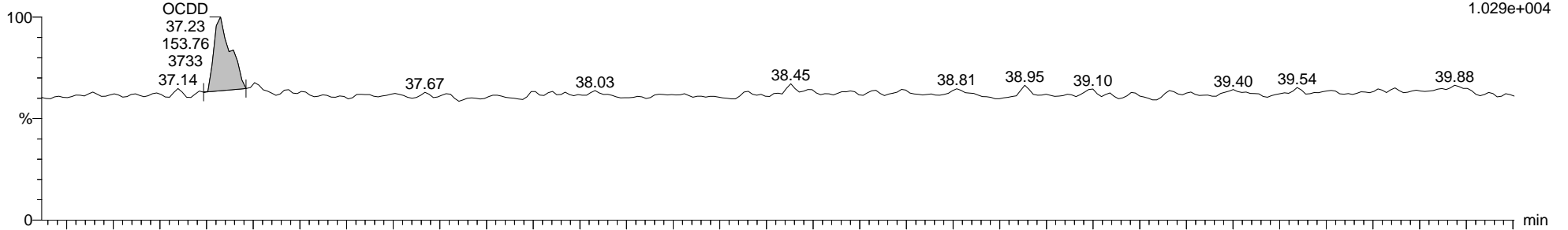
7-190912B20 Smooth(SG,1x1)  
DX L2336381-2

F5:Voltage SIR,EI+  
457.7377  
9.147e+003



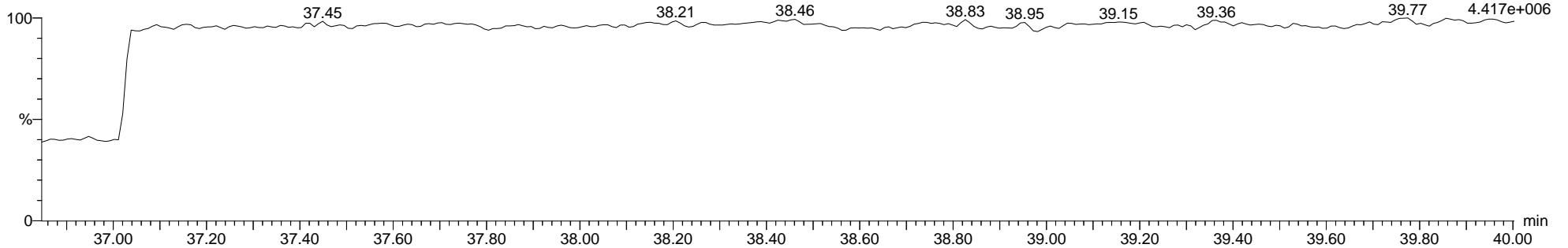
7-190912B20 Smooth(SG,1x1)  
DX L2336381-2

F5:Voltage SIR,EI+  
459.7348  
1.029e+004



7-190912B20 Smooth(SG,1x1)  
DX L2336381-2

F5:Voltage SIR,EI+  
454.9728  
4.417e+006



Quantify Sample Report

MassLynx MassLynx V4.1 SCN 901

Dataset: C:\MassLynx\Dioxin.PRO\Result Files\7-190912B2-Q1-0913TP.qld

Last Altered: Friday, September 13, 2019 13:44:45 Eastern Daylight Time


Printed: Monday, September 23, 2019 15:33:08 Eastern Daylight Time

Name: 7-190912B20, Date: 13-Sep-2019, Time: 04:51:50, ID: L2336381-2, Description: DX, Vial: Tray1:16

13C-OCDD ES

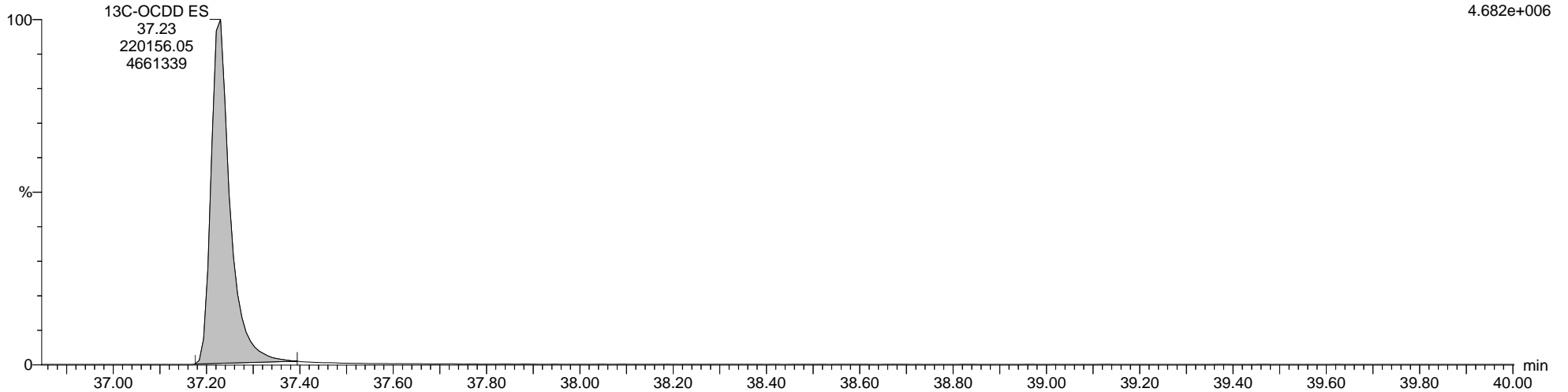
7-190912B20 Smooth(SG,1x1)  
DX L2336381-2

F5:Voltage SIR,EI+  
469.7779  
4.246e+006



7-190912B20 Smooth(SG,1x1)  
DX L2336381-2

F5:Voltage SIR,EI+  
471.7750  
4.682e+006



Quantify Sample Report MassLynx MassLynx V4.1 SCN 901

Dataset: C:\MassLynx\Dioxin.PRO\Result Files\7-190912B2-Q1-0913TP.qld

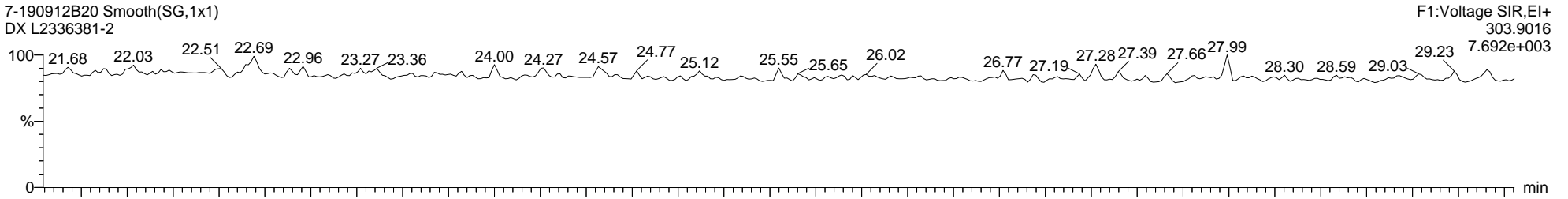
Last Altered: Friday, September 13, 2019 13:44:45 Eastern Daylight Time

Printed: Monday, September 23, 2019 15:33:08 Eastern Daylight Time

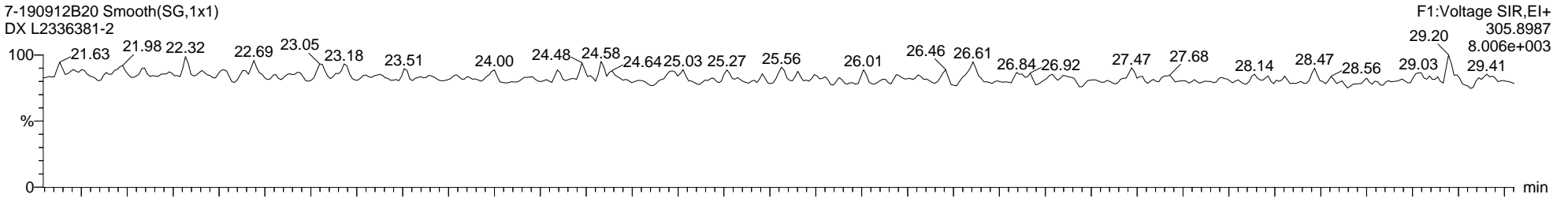
Name: 7-190912B20, Date: 13-Sep-2019, Time: 04:51:50, ID: L2336381-2, Description: DX, Vial: Tray1:16

Total-Tetrafurans

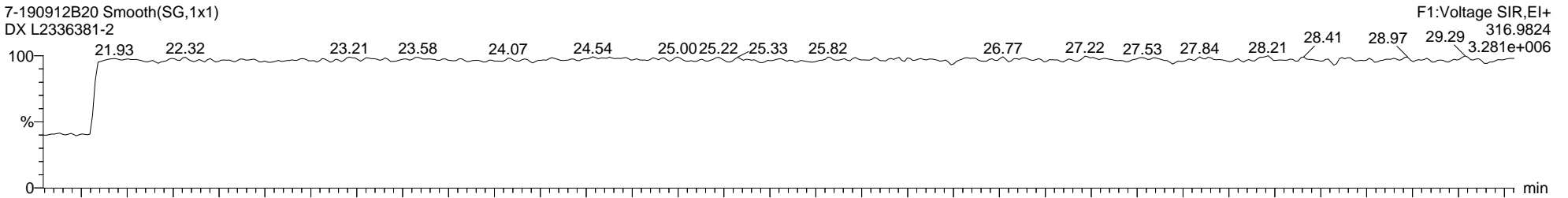
7-190912B20 Smooth(SG,1x1)  
DX L2336381-2



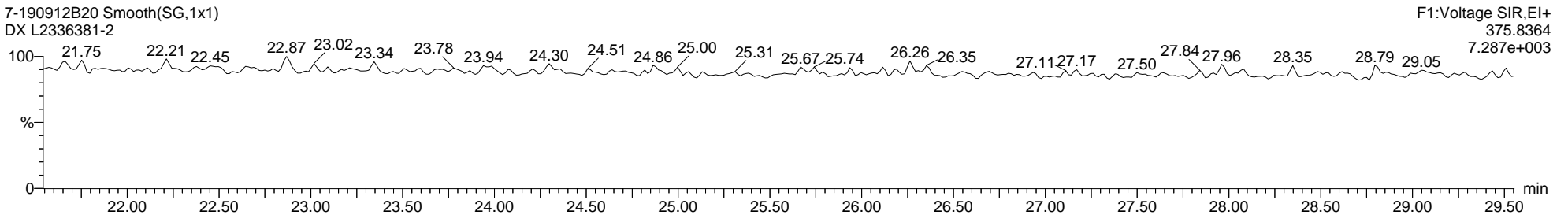
7-190912B20 Smooth(SG,1x1)  
DX L2336381-2



7-190912B20 Smooth(SG,1x1)  
DX L2336381-2



7-190912B20 Smooth(SG,1x1)  
DX L2336381-2



Dataset: C:\MassLynx\Dioxin.PRO\Result Files\7-190912B2-Q1-0913TP.qld

Last Altered: Friday, September 13, 2019 13:44:45 Eastern Daylight Time

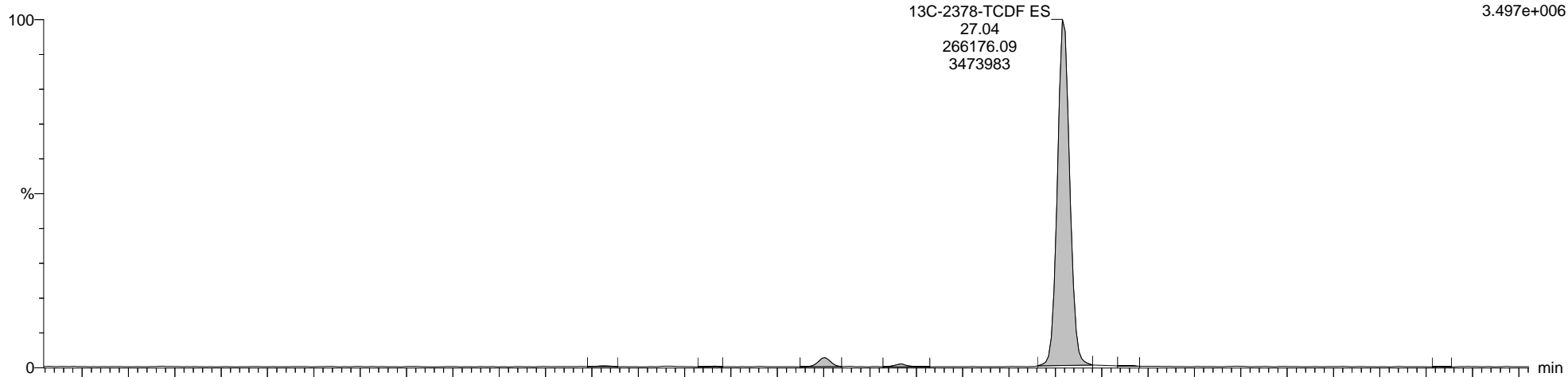
Printed: Monday, September 23, 2019 15:33:08 Eastern Daylight Time

Name: 7-190912B20, Date: 13-Sep-2019, Time: 04:51:50, ID: L2336381-2, Description: DX, Vial: Tray1:16

13C-2378-TCDF ES

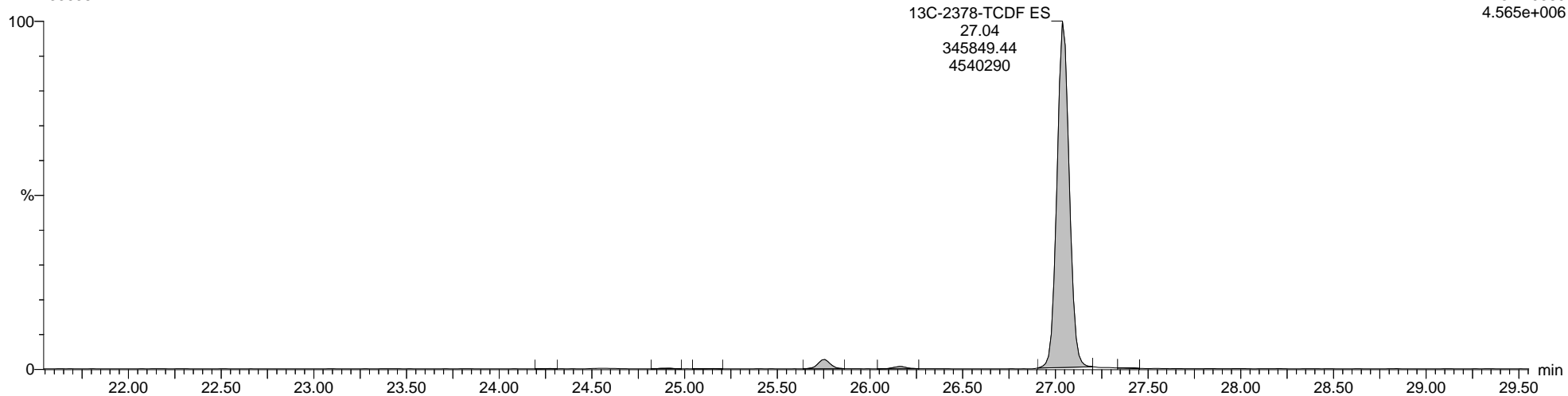
7-190912B20 Smooth(SG,1x1)  
DX L2336381-2

F1:Voltage SIR,EI+  
315.9419  
3.497e+006



7-190912B20 Smooth(SG,1x1)  
DX L2336381-2

F1:Voltage SIR,EI+  
317.9389  
4.565e+006



Quantify Sample Report MassLynx MassLynx V4.1 SCN 901

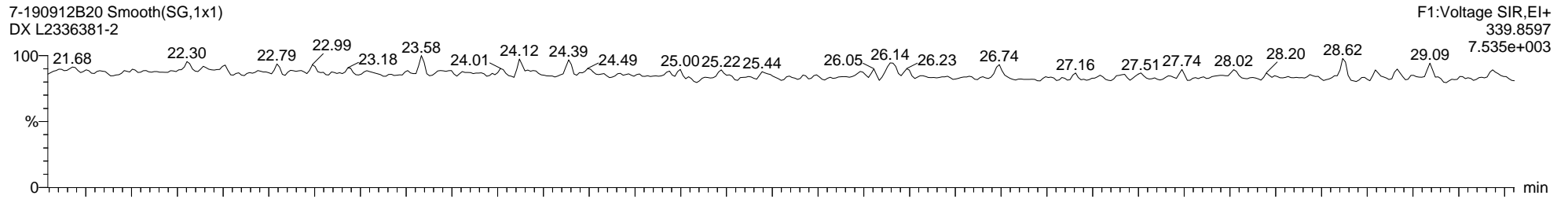
Dataset: C:\MassLynx\Dioxin.PRO\Result Files\7-190912B2-Q1-0913TP.qld

Last Altered: Friday, September 13, 2019 13:44:45 Eastern Daylight Time  
Printed: Monday, September 23, 2019 15:33:08 Eastern Daylight Time

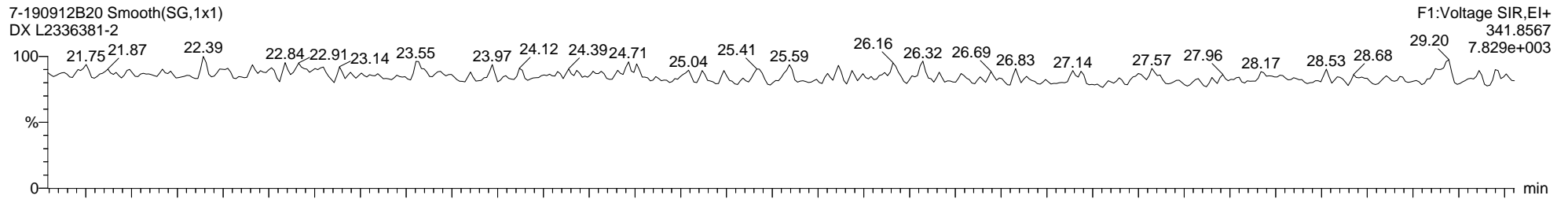
Name: 7-190912B20, Date: 13-Sep-2019, Time: 04:51:50, ID: L2336381-2, Description: DX, Vial: Tray1:16

Total-PeCDF-F1

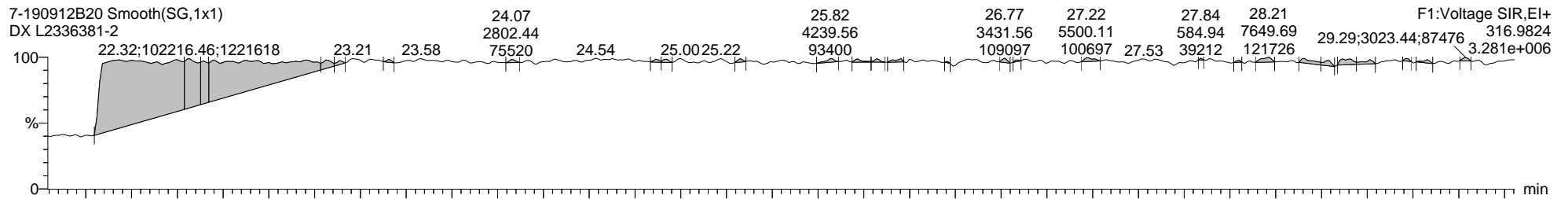
7-190912B20 Smooth(SG,1x1)  
DX L2336381-2



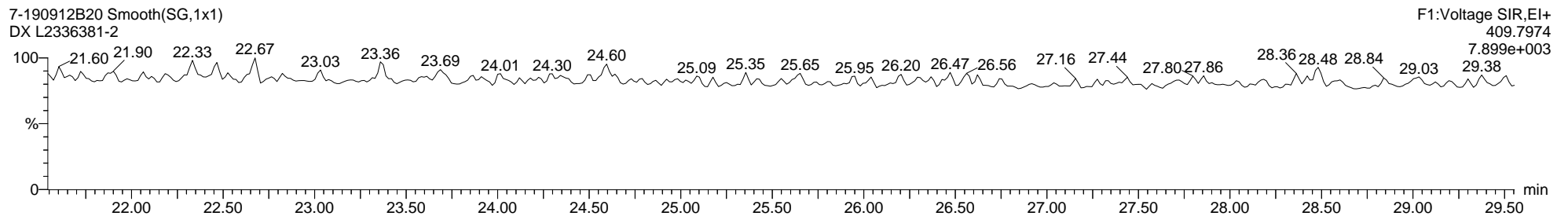
7-190912B20 Smooth(SG,1x1)  
DX L2336381-2



7-190912B20 Smooth(SG,1x1)  
DX L2336381-2



7-190912B20 Smooth(SG,1x1)  
DX L2336381-2



Quantify Sample Report MassLynx MassLynx V4.1 SCN 901

Dataset: C:\MassLynx\Dioxin.PRO\Result Files\7-190912B2-Q1-0913TP.qld

Last Altered: Friday, September 13, 2019 13:44:45 Eastern Daylight Time

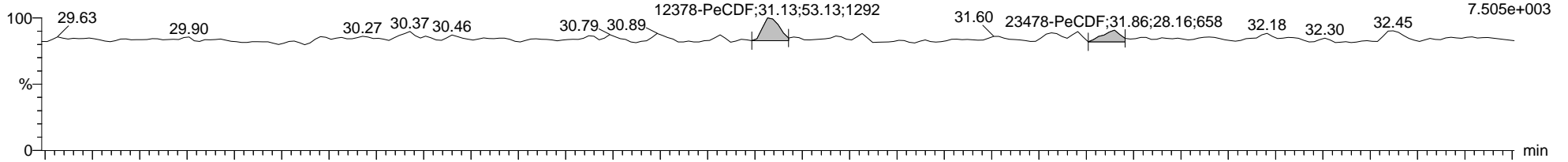
Printed: Monday, September 23, 2019 15:33:08 Eastern Daylight Time

Name: 7-190912B20, Date: 13-Sep-2019, Time: 04:51:50, ID: L2336381-2, Description: DX, Vial: Tray1:16

Total-Pentafurans

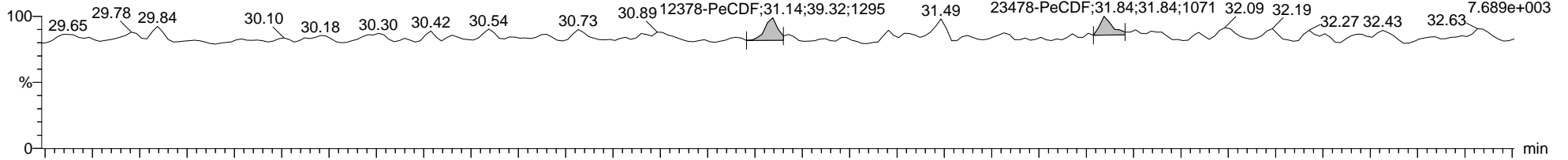
7-190912B20 Smooth(SG,1x1)  
DX L2336381-2

F2:Voltage SIR,EI+  
339.8597  
7.505e+003



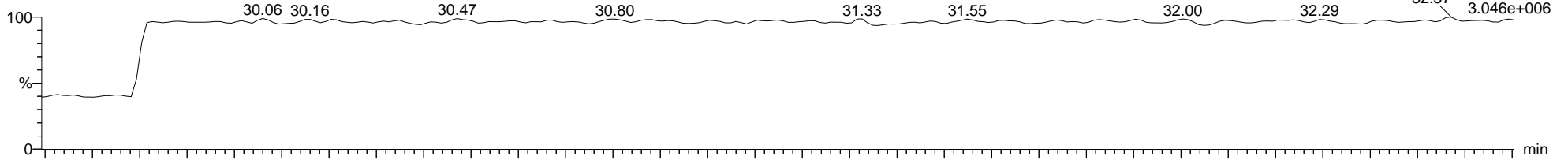
7-190912B20 Smooth(SG,1x1)  
DX L2336381-2

F2:Voltage SIR,EI+  
341.8567  
7.689e+003



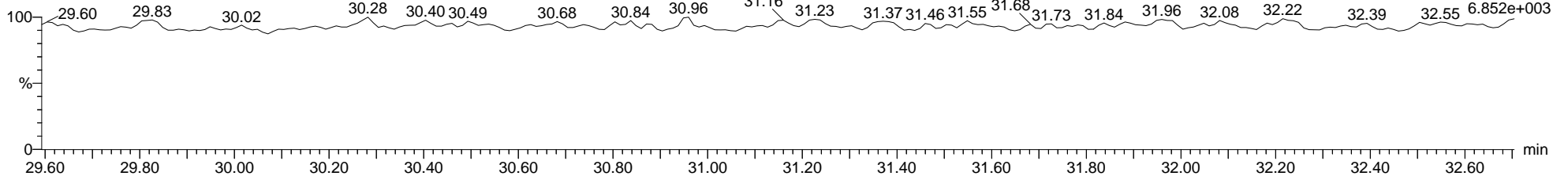
7-190912B20 Smooth(SG,1x1)  
DX L2336381-2

F2:Voltage SIR,EI+  
366.9792  
3.046e+006



7-190912B20 Smooth(SG,1x1)  
DX L2336381-2

F2:Voltage SIR,EI+  
409.7974  
6.852e+003



Quantify Sample Report MassLynx MassLynx V4.1 SCN 901

Dataset: C:\MassLynx\Dioxin.PRO\Result Files\7-190912B2-Q1-0913TP.qld

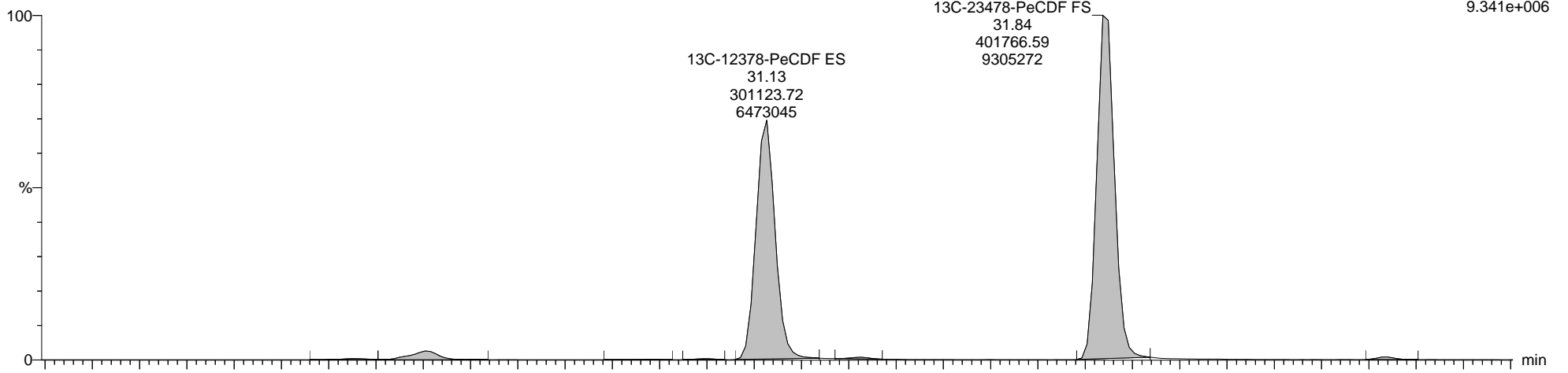
Last Altered: Friday, September 13, 2019 13:44:45 Eastern Daylight Time  
Printed: Monday, September 23, 2019 15:33:08 Eastern Daylight Time

Name: 7-190912B20, Date: 13-Sep-2019, Time: 04:51:50, ID: L2336381-2, Description: DX, Vial: Tray1:16

13C-12378-PeCDF ES

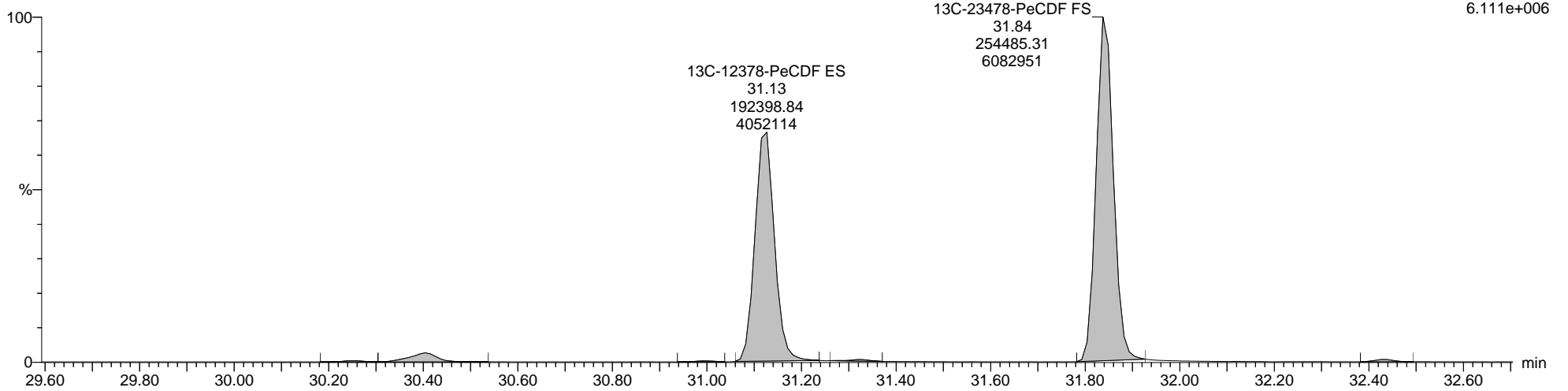
7-190912B20 Smooth(SG,1x1)  
DX L2336381-2

F2:Voltage SIR,EI+  
351.9000  
9.341e+006



7-190912B20 Smooth(SG,1x1)  
DX L2336381-2

F2:Voltage SIR,EI+  
353.8970  
6.111e+006





Quantify Sample Report MassLynx MassLynx V4.1 SCN 901

Dataset: C:\MassLynx\Dioxin.PRO\Result Files\7-190912B2-Q1-0913TP.qld

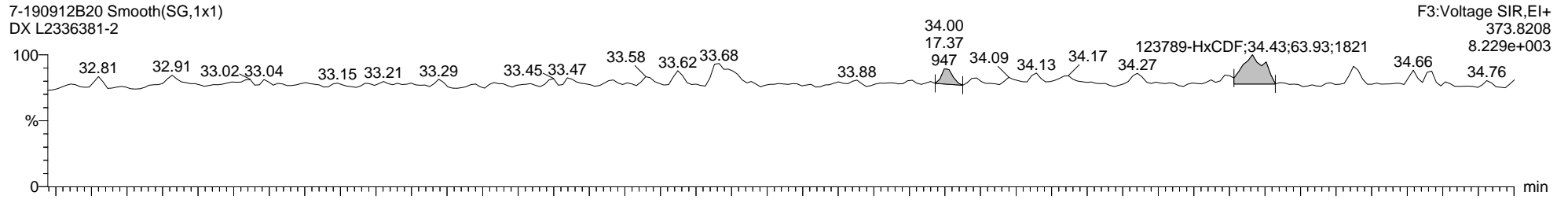
Last Altered: Friday, September 13, 2019 13:44:45 Eastern Daylight Time

Printed: Monday, September 23, 2019 15:33:08 Eastern Daylight Time

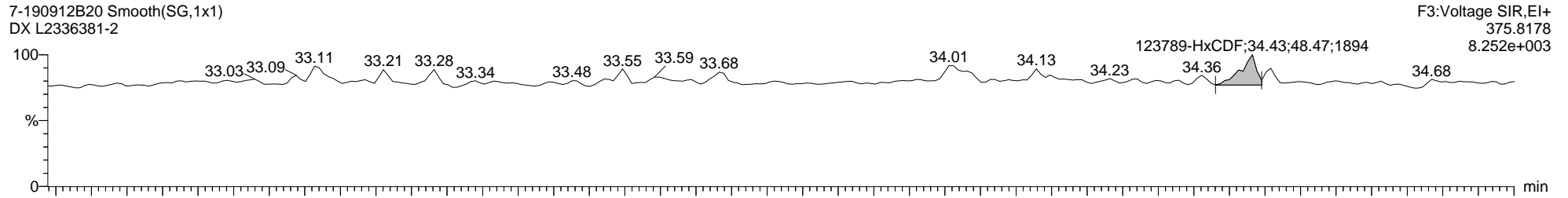
Name: 7-190912B20, Date: 13-Sep-2019, Time: 04:51:50, ID: L2336381-2, Description: DX, Vial: Tray1:16

Total-Hexafurans

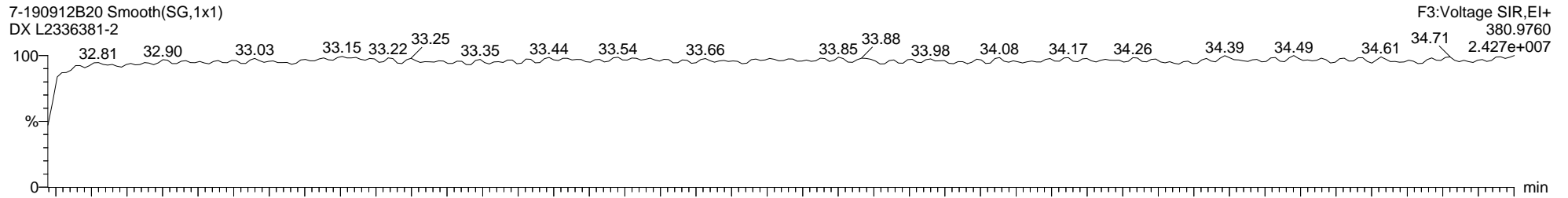
7-190912B20 Smooth(SG,1x1)  
DX L2336381-2



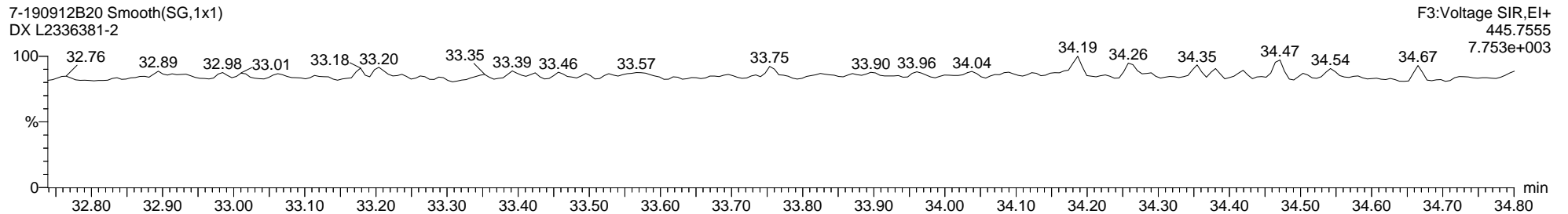
7-190912B20 Smooth(SG,1x1)  
DX L2336381-2



7-190912B20 Smooth(SG,1x1)  
DX L2336381-2



7-190912B20 Smooth(SG,1x1)  
DX L2336381-2



Dataset: C:\MassLynx\Dioxin.PRO\Result Files\7-190912B2-Q1-0913TP.qld

Last Altered: Friday, September 13, 2019 13:44:45 Eastern Daylight Time

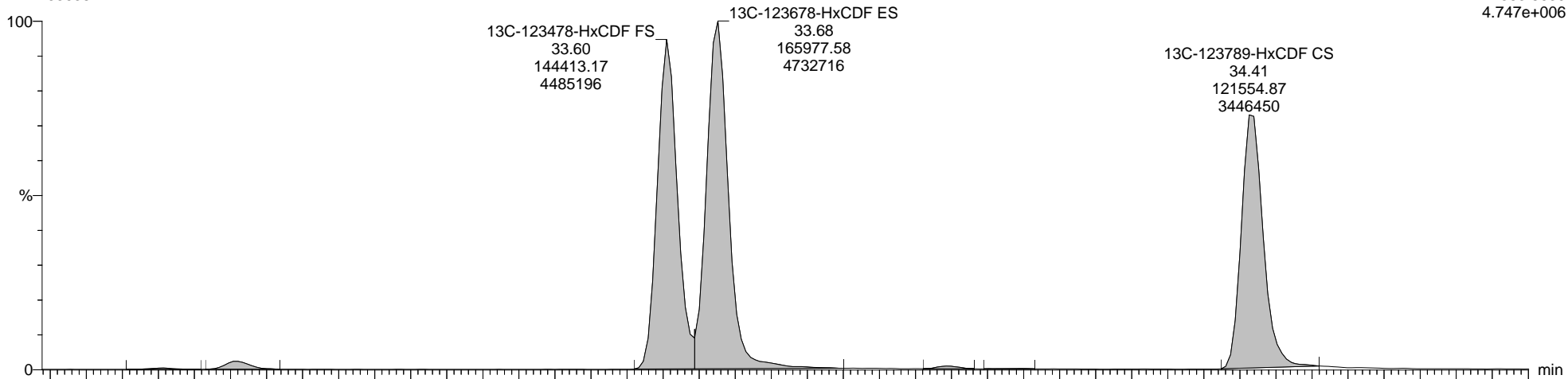
Printed: Monday, September 23, 2019 15:33:08 Eastern Daylight Time

Name: 7-190912B20, Date: 13-Sep-2019, Time: 04:51:50, ID: L2336381-2, Description: DX, Vial: Tray1:16

13C-123678-HxCDF ES

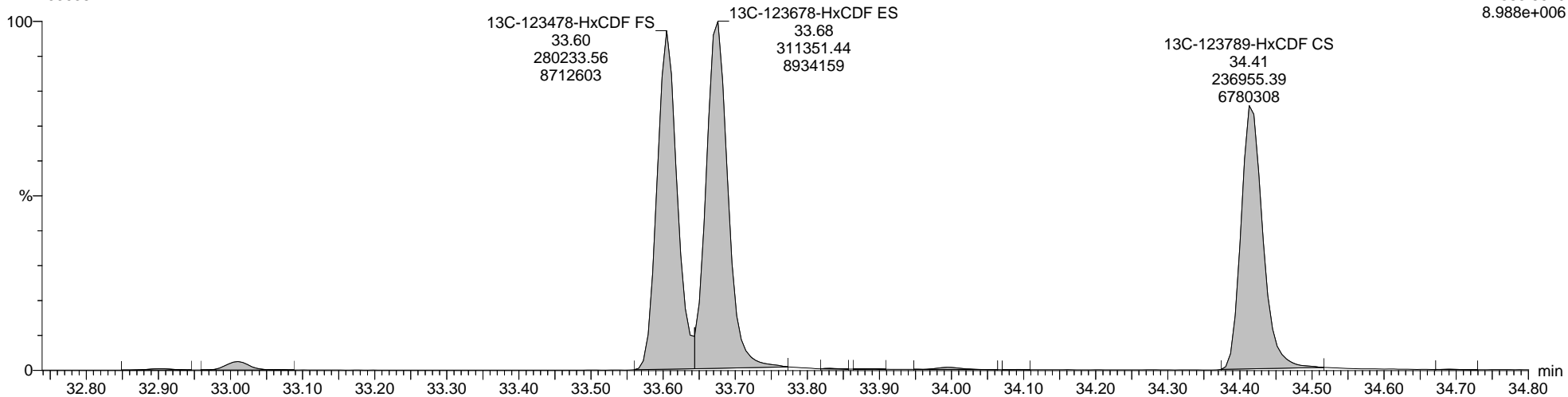
7-190912B20 Smooth(SG,1x1)  
DX L2336381-2

F3:Voltage SIR,EI+  
383.8639  
4.747e+006



7-190912B20 Smooth(SG,1x1)  
DX L2336381-2

F3:Voltage SIR,EI+  
385.8610  
8.988e+006



Quantify Sample Report MassLynx MassLynx V4.1 SCN 901

Dataset: C:\MassLynx\Dioxin.PRO\Result Files\7-190912B2-Q1-0913TP.qld

Last Altered: Friday, September 13, 2019 13:44:45 Eastern Daylight Time

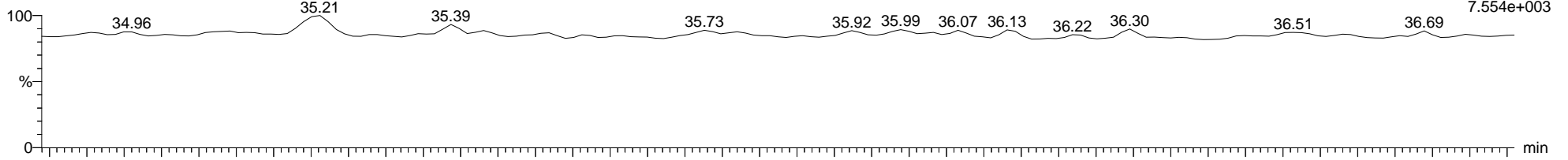
Printed: Monday, September 23, 2019 15:33:08 Eastern Daylight Time

Name: 7-190912B20, Date: 13-Sep-2019, Time: 04:51:50, ID: L2336381-2, Description: DX, Vial: Tray1:16

Total-Heptafurans

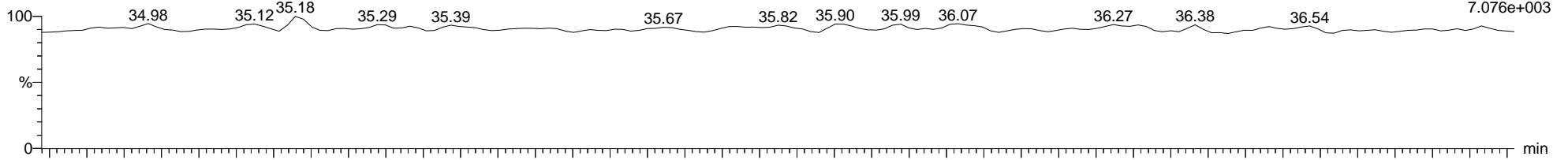
7-190912B20 Smooth(SG,1x1)  
DX L2336381-2

F4:Voltage SIR,EI+  
409.7789  
7.554e+003



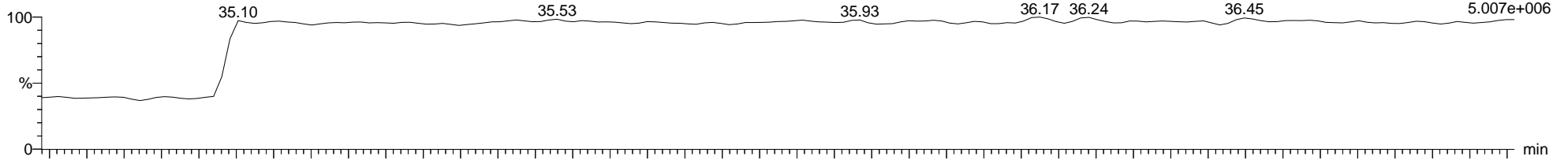
7-190912B20 Smooth(SG,1x1)  
DX L2336381-2

F4:Voltage SIR,EI+  
411.7759  
7.076e+003



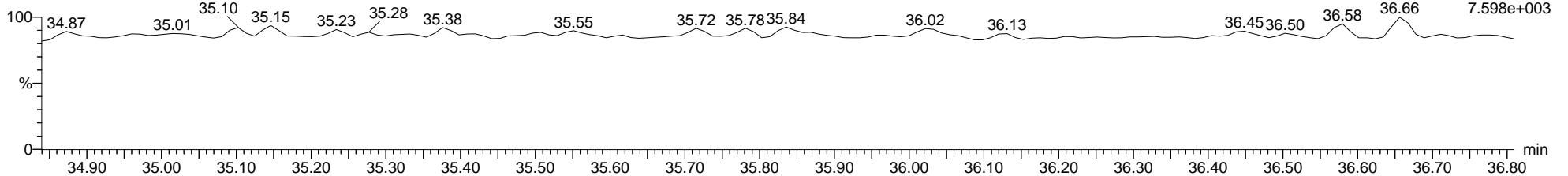
7-190912B20 Smooth(SG,1x1)  
DX L2336381-2

F4:Voltage SIR,EI+  
454.9728  
5.007e+006



7-190912B20 Smooth(SG,1x1)  
DX L2336381-2

F4:Voltage SIR,EI+  
479.7165  
7.598e+003



Quantify Sample Report MassLynx MassLynx V4.1 SCN 901

Dataset: C:\MassLynx\Dioxin.PRO\Result Files\7-190912B2-Q1-0913TP.qld

Last Altered: Friday, September 13, 2019 13:44:45 Eastern Daylight Time

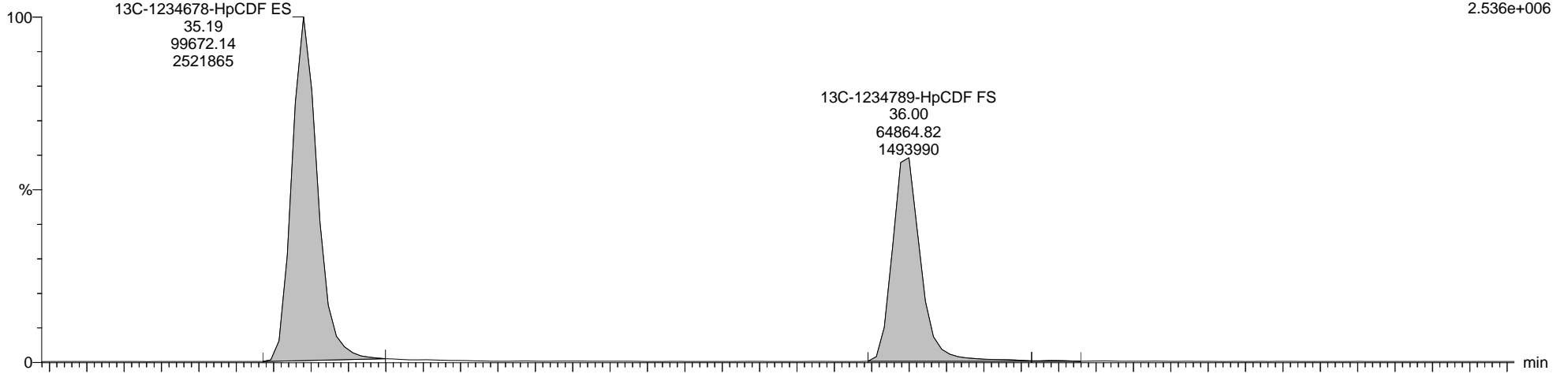
Printed: Monday, September 23, 2019 15:33:08 Eastern Daylight Time

Name: 7-190912B20, Date: 13-Sep-2019, Time: 04:51:50, ID: L2336381-2, Description: DX, Vial: Tray1:16

13C-1234678-HpCDF ES

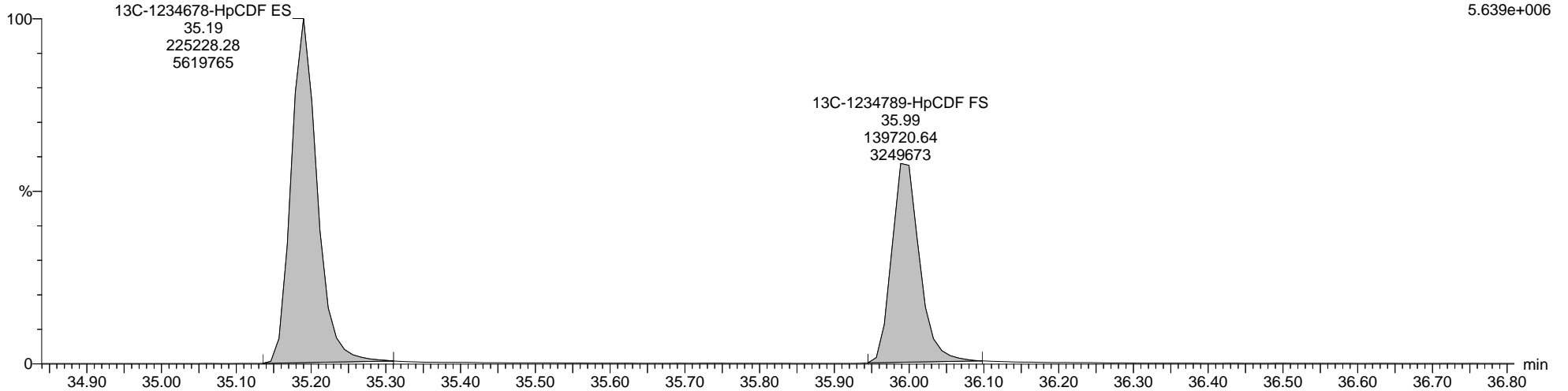
7-190912B20 Smooth(SG,1x1)  
DX L2336381-2

F4:Voltage SIR,EI+  
417.8253  
2.536e+006



7-190912B20 Smooth(SG,1x1)  
DX L2336381-2

F4:Voltage SIR,EI+  
419.8220  
5.639e+006



Quantify Sample Report MassLynx MassLynx V4.1 SCN 901

Dataset: C:\MassLynx\Dioxin.PRO\Result Files\7-190912B2-Q1-0913TP.qld

Last Altered: Friday, September 13, 2019 13:44:45 Eastern Daylight Time

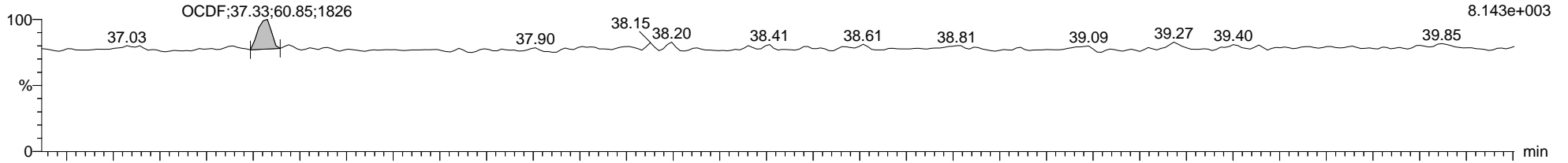
Printed: Monday, September 23, 2019 15:33:08 Eastern Daylight Time

Name: 7-190912B20, Date: 13-Sep-2019, Time: 04:51:50, ID: L2336381-2, Description: DX, Vial: Tray1:16

Totals-OCDF

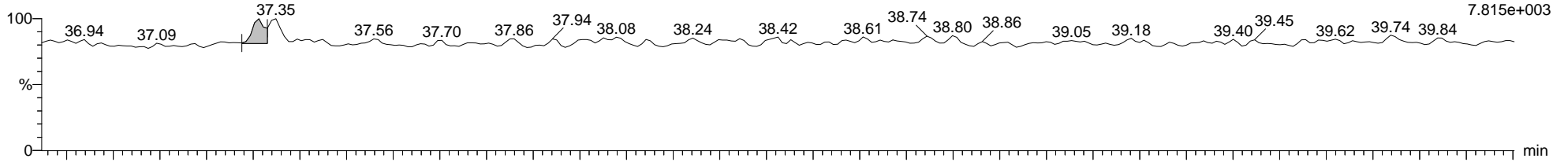
7-190912B20 Smooth(SG,1x1)  
DX L2336381-2

F5:Voltage SIR,EI+  
441.7428  
8.143e+003



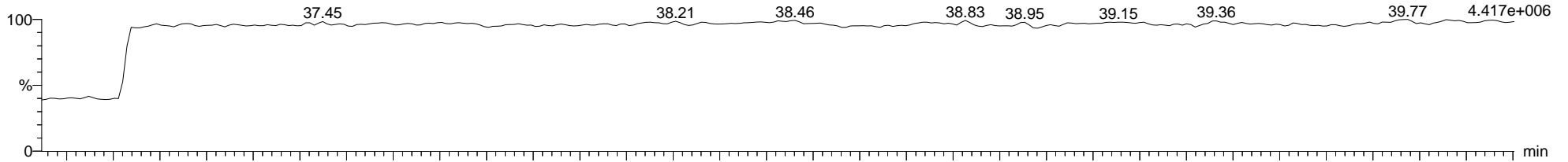
7-190912B20 Smooth(SG,1x1)  
DX L2336381-2

F5:Voltage SIR,EI+  
443.7398  
7.815e+003



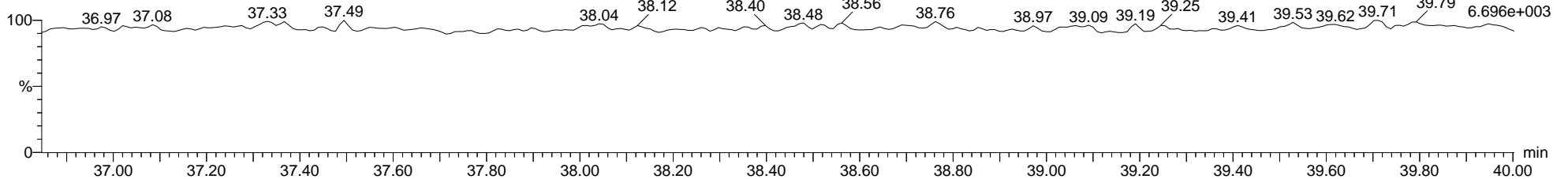
7-190912B20 Smooth(SG,1x1)  
DX L2336381-2

F5:Voltage SIR,EI+  
454.9728  
4.417e+006



7-190912B20 Smooth(SG,1x1)  
DX L2336381-2

F5:Voltage SIR,EI+  
513.6775  
6.696e+003



Quantify Sample Report MassLynx MassLynx V4.1 SCN 901

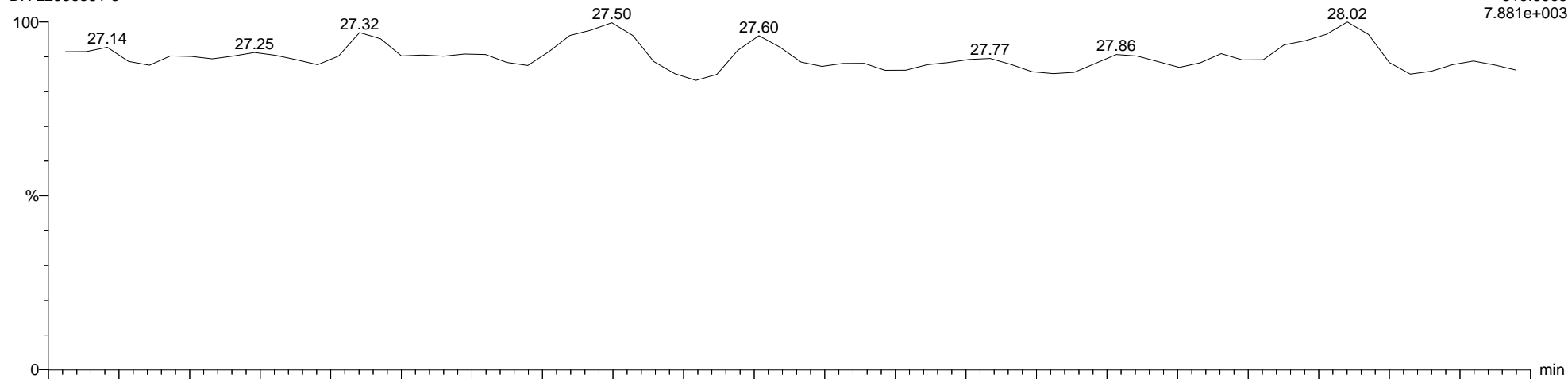
Dataset: C:\MassLynx\Dioxin.PRO\Result Files\7-190912B2-Q1-0913TP.qld

Last Altered: Friday, September 13, 2019 13:44:45 Eastern Daylight Time  
Printed: Monday, September 23, 2019 15:33:08 Eastern Daylight Time

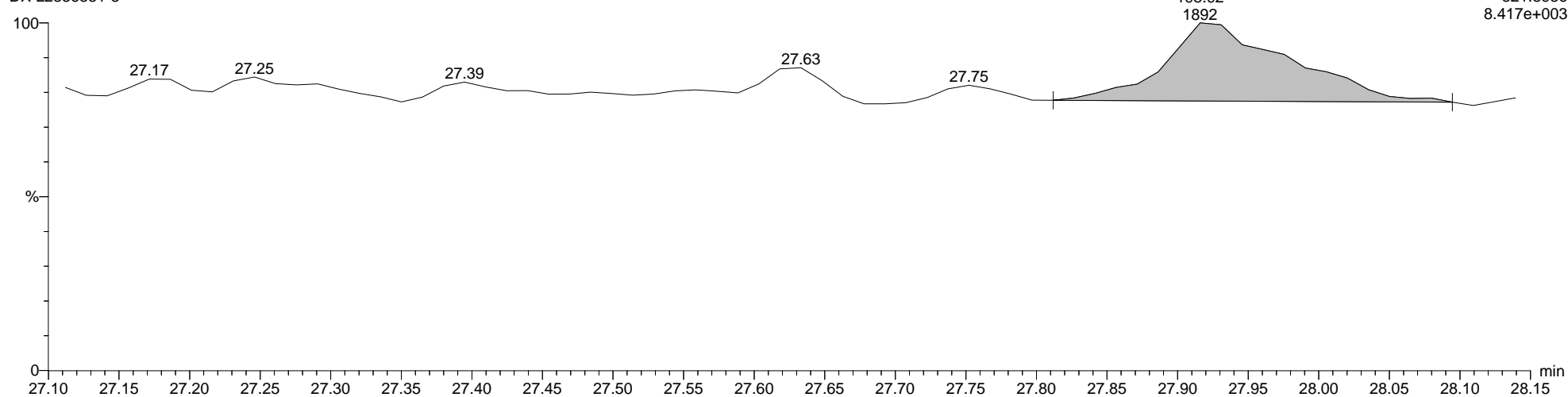
Name: 7-190912B21, Date: 13-Sep-2019, Time: 05:33:59, ID: L2336381-3, Description: DX, Vial: Tray1:17

2378-TCDD

7-190912B21 Smooth(SG,1x1)  
DX L2336381-3



7-190912B21 Smooth(SG,1x1)  
DX L2336381-3



Quantify Sample Report MassLynx MassLynx V4.1 SCN 901

Dataset: C:\MassLynx\Dioxin.PRO\Result Files\7-190912B2-Q1-0913TP.qld

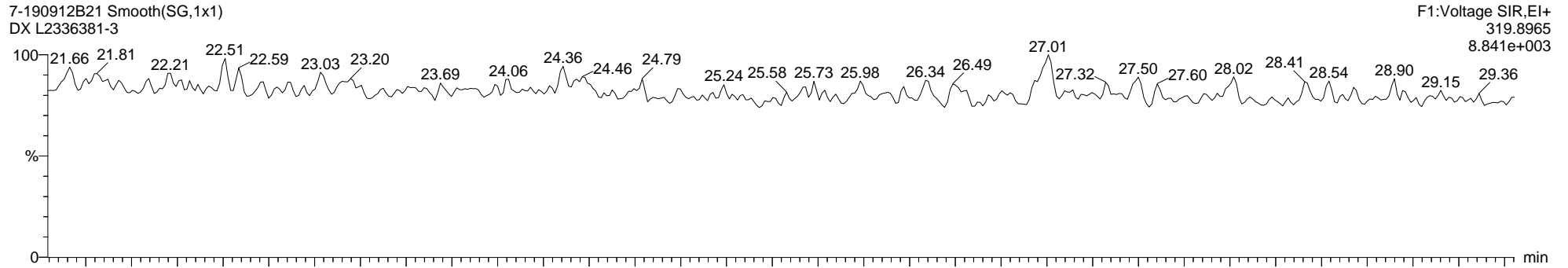
Last Altered: Friday, September 13, 2019 13:44:45 Eastern Daylight Time

Printed: Monday, September 23, 2019 15:33:08 Eastern Daylight Time

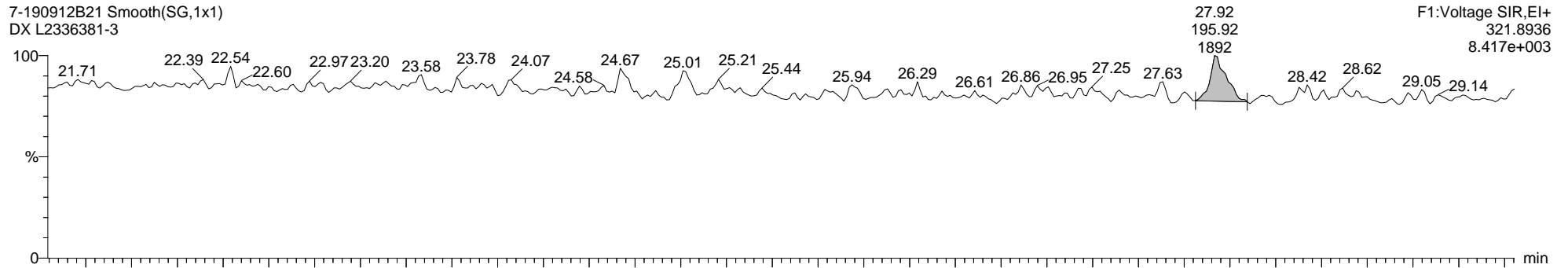
Name: 7-190912B21, Date: 13-Sep-2019, Time: 05:33:59, ID: L2336381-3, Description: DX, Vial: Tray1:17

Total-Tetradoxins

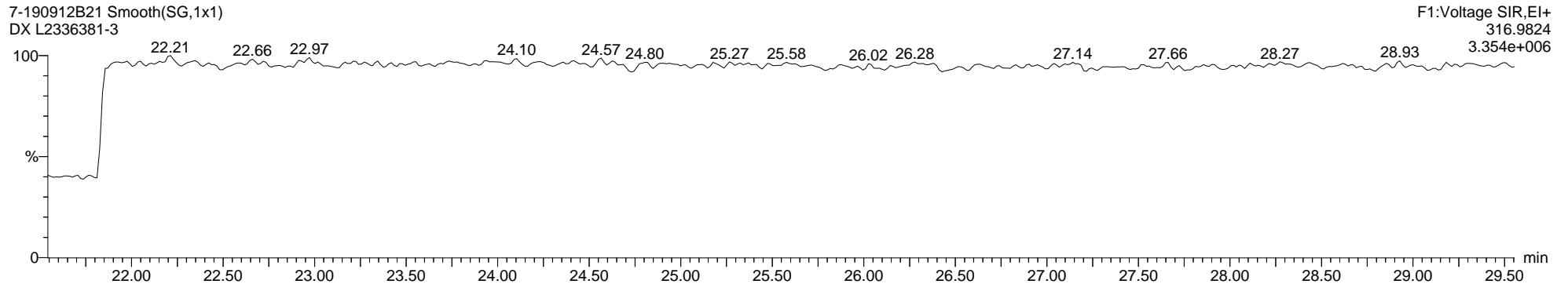
7-190912B21 Smooth(SG,1x1)  
DX L2336381-3



7-190912B21 Smooth(SG,1x1)  
DX L2336381-3



7-190912B21 Smooth(SG,1x1)  
DX L2336381-3



Dataset: C:\MassLynx\Dioxin.PRO\Result Files\7-190912B2-Q1-0913TP.qld

Last Altered: Friday, September 13, 2019 13:44:45 Eastern Daylight Time


Printed: Monday, September 23, 2019 15:33:08 Eastern Daylight Time

Name: 7-190912B21, Date: 13-Sep-2019, Time: 05:33:59, ID: L2336381-3, Description: DX, Vial: Tray1:17

13C-2378-TCDD ES

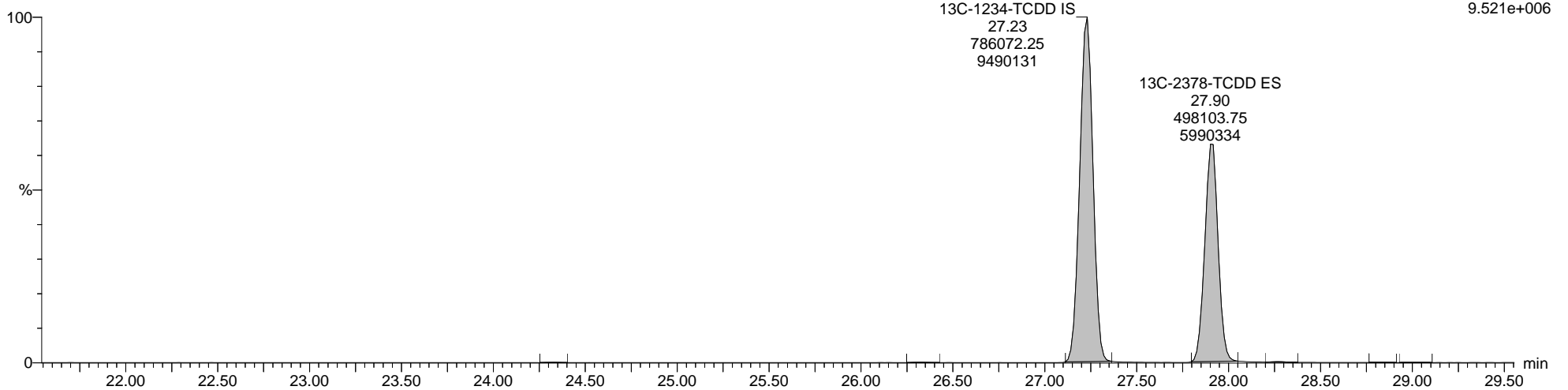
7-190912B21 Smooth(SG,1x1)  
DX L2336381-3

F1:Voltage SIR,EI+  
331.9368  
7.583e+006



7-190912B21 Smooth(SG,1x1)  
DX L2336381-3

F1:Voltage SIR,EI+  
333.9339  
9.521e+006





Quantify Sample Report MassLynx MassLynx V4.1 SCN 901

Dataset: C:\MassLynx\Dioxin.PRO\Result Files\7-190912B2-Q1-0913TP.qld

Last Altered: Friday, September 13, 2019 13:44:45 Eastern Daylight Time


Printed: Monday, September 23, 2019 15:33:08 Eastern Daylight Time

Name: 7-190912B21, Date: 13-Sep-2019, Time: 05:33:59, ID: L2336381-3, Description: DX, Vial: Tray1:17

Totals-37Cl-2378-TCDD

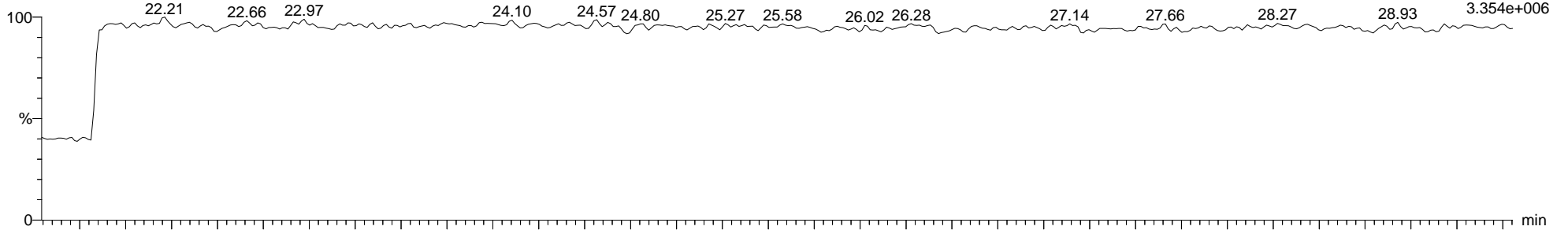
7-190912B21 Smooth(SG,1x1)  
DX L2336381-3

F1:Voltage SIR,EI+  
327.8847  
1.696e+006



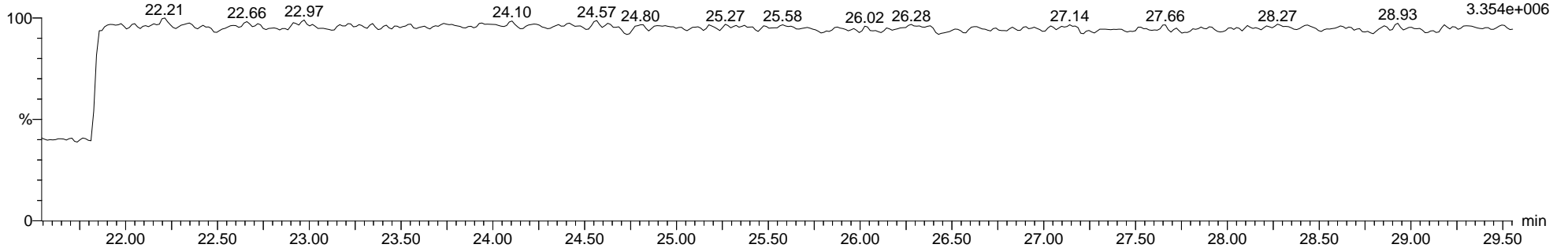
7-190912B21 Smooth(SG,1x1)  
DX L2336381-3

F1:Voltage SIR,EI+  
316.9824  
3.354e+006



7-190912B21 Smooth(SG,1x1)  
DX L2336381-3

F1:Voltage SIR,EI+  
316.9824  
3.354e+006



**Quantify Sample Report**      **MassLynx MassLynx V4.1 SCN 901**

Dataset:      C:\MassLynx\Dioxin.PRO\Result Files\7-190912B2-Q1-0913TP.qld

Last Altered:    Friday, September 13, 2019 13:44:45 Eastern Daylight Time

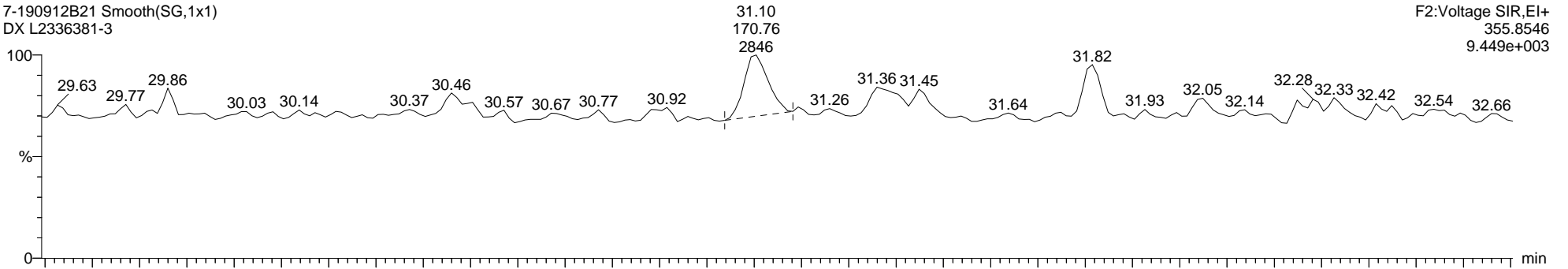
Printed:        Monday, September 23, 2019 15:33:08 Eastern Daylight Time

**Name: 7-190912B21, Date: 13-Sep-2019, Time: 05:33:59, ID: L2336381-3, Description: DX, Vial: Tray1:17**

**Total-Pentadioxins**

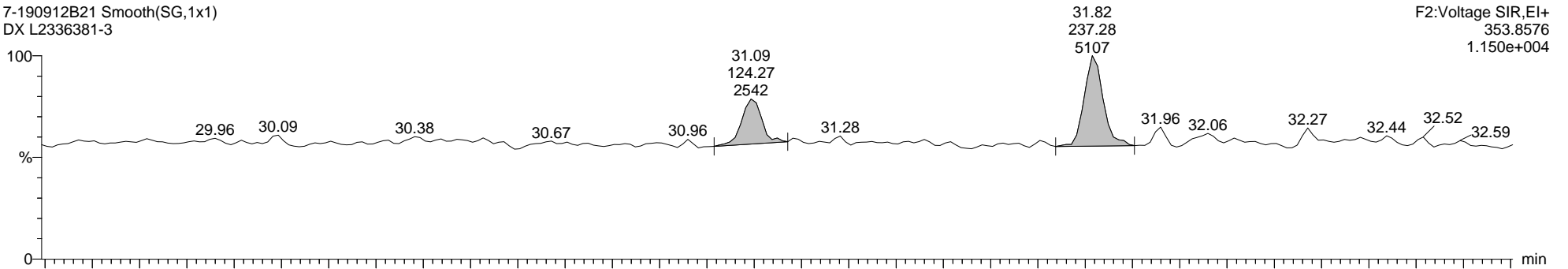
7-190912B21 Smooth(SG,1x1)  
DX L2336381-3

F2:Voltage SIR,EI+  
355.8546  
9.449e+003



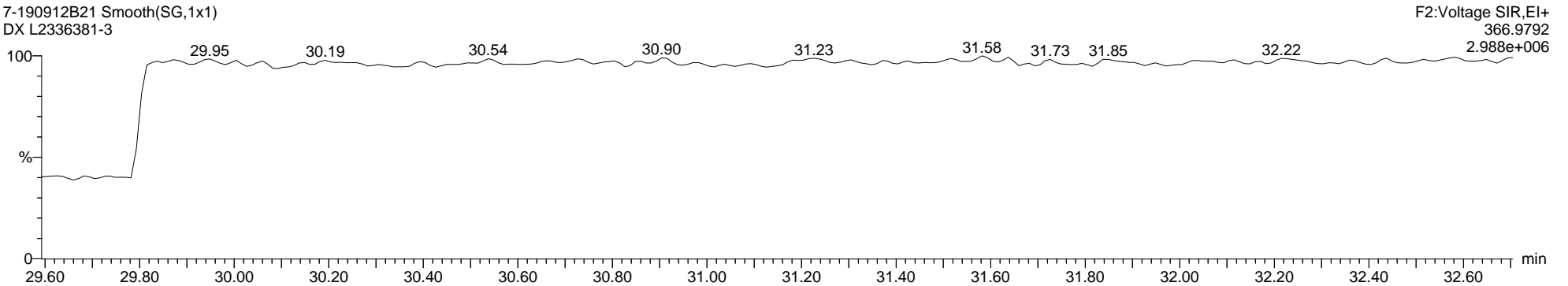
7-190912B21 Smooth(SG,1x1)  
DX L2336381-3

F2:Voltage SIR,EI+  
353.8576  
1.150e+004



7-190912B21 Smooth(SG,1x1)  
DX L2336381-3

F2:Voltage SIR,EI+  
366.9792  
2.988e+006



Quantify Sample Report

MassLynx MassLynx V4.1 SCN 901

Dataset: C:\MassLynx\Dioxin.PRO\Result Files\7-190912B2-Q1-0913TP.qld

Last Altered: Friday, September 13, 2019 13:44:45 Eastern Daylight Time


Printed: Monday, September 23, 2019 15:33:08 Eastern Daylight Time

Name: 7-190912B21, Date: 13-Sep-2019, Time: 05:33:59, ID: L2336381-3, Description: DX, Vial: Tray1:17

13C-12378-PeCDD ES

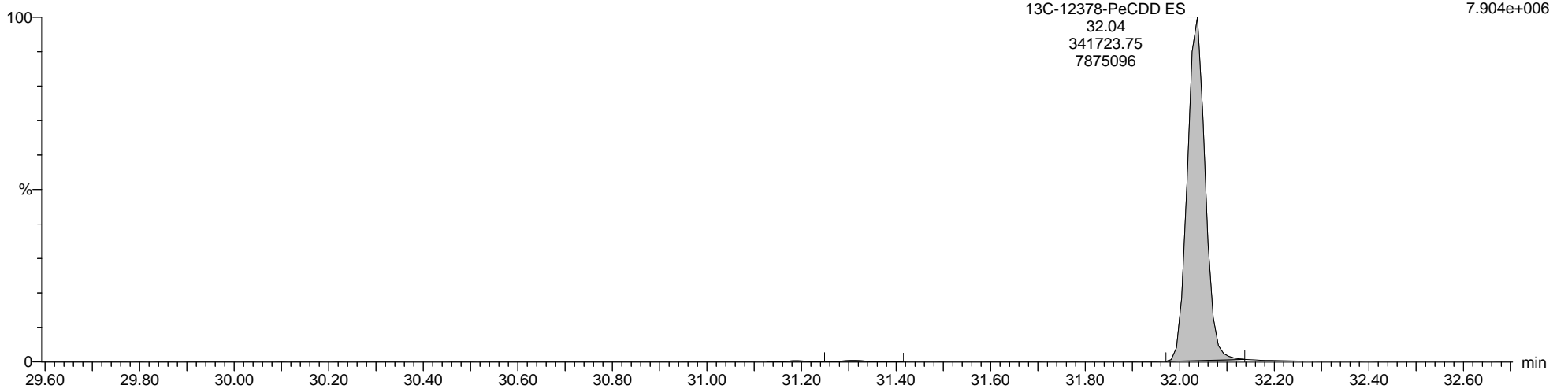
7-190912B21 Smooth(SG,1x1)  
DX L2336381-3

F2:Voltage SIR,EI+  
367.8949  
1.225e+007



7-190912B21 Smooth(SG,1x1)  
DX L2336381-3

F2:Voltage SIR,EI+  
365.8978  
7.904e+006



Quantify Sample Report MassLynx MassLynx V4.1 SCN 901

Dataset: C:\MassLynx\Dioxin.PRO\Result Files\7-190912B2-Q1-0913TP.qld

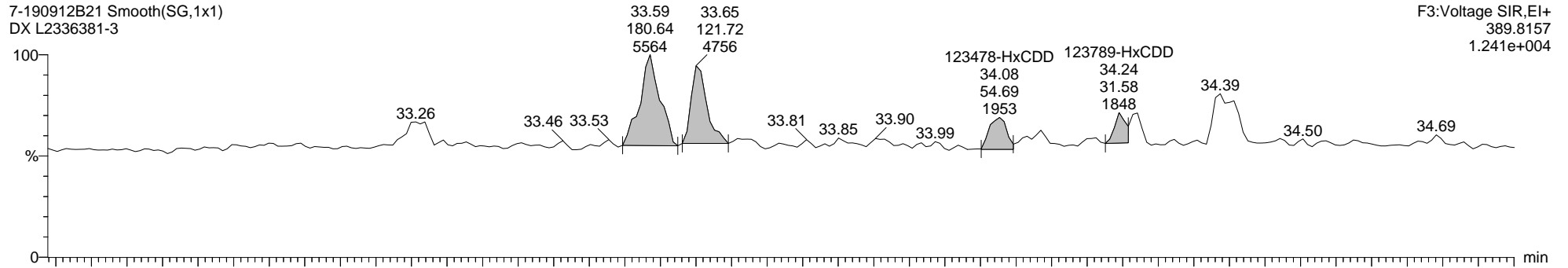
Last Altered: Friday, September 13, 2019 13:44:45 Eastern Daylight Time

Printed: Monday, September 23, 2019 15:33:08 Eastern Daylight Time

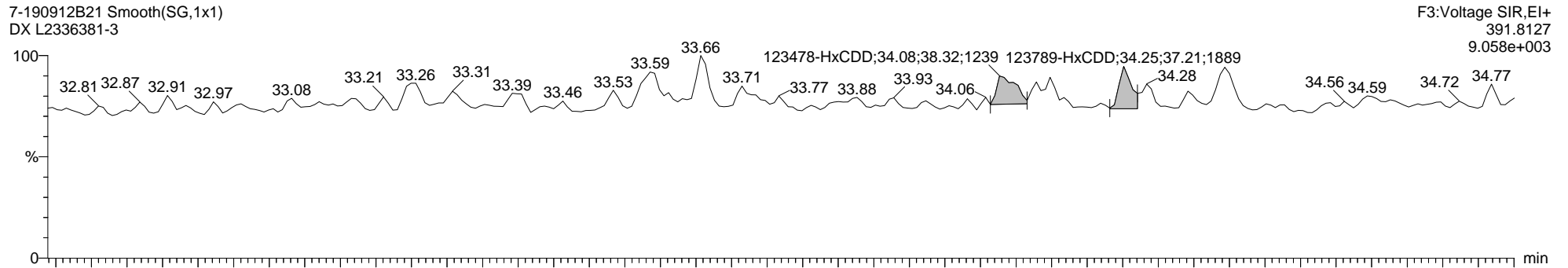
Name: 7-190912B21, Date: 13-Sep-2019, Time: 05:33:59, ID: L2336381-3, Description: DX, Vial: Tray1:17

Total-Hexadioxins

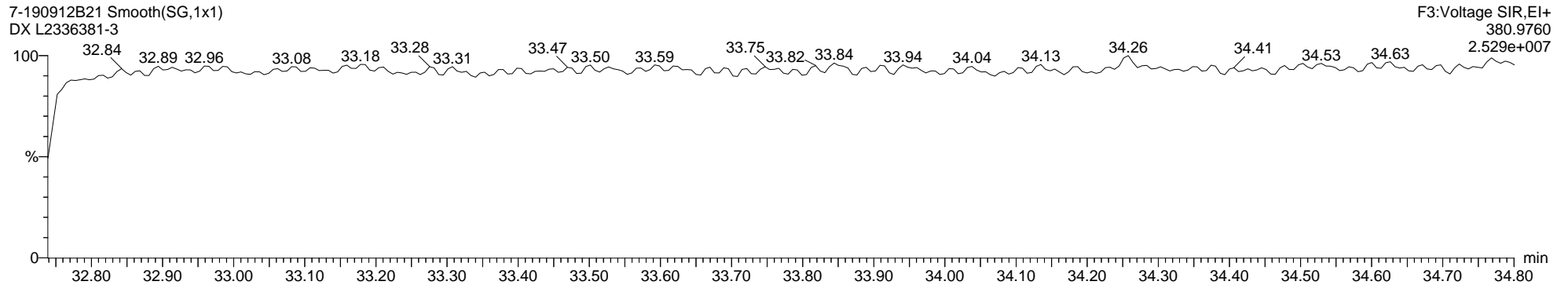
7-190912B21 Smooth(SG,1x1)  
DX L2336381-3



7-190912B21 Smooth(SG,1x1)  
DX L2336381-3



7-190912B21 Smooth(SG,1x1)  
DX L2336381-3



Dataset: C:\MassLynx\Dioxin.PRO\Result Files\7-190912B2-Q1-0913TP.qld

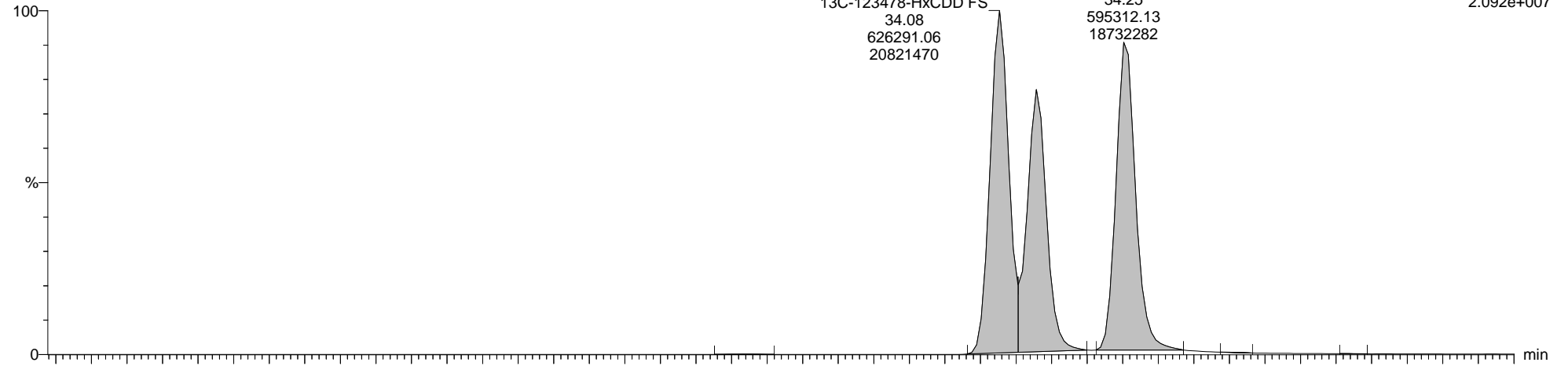
Last Altered: Friday, September 13, 2019 13:44:45 Eastern Daylight Time

Printed: Monday, September 23, 2019 15:33:08 Eastern Daylight Time

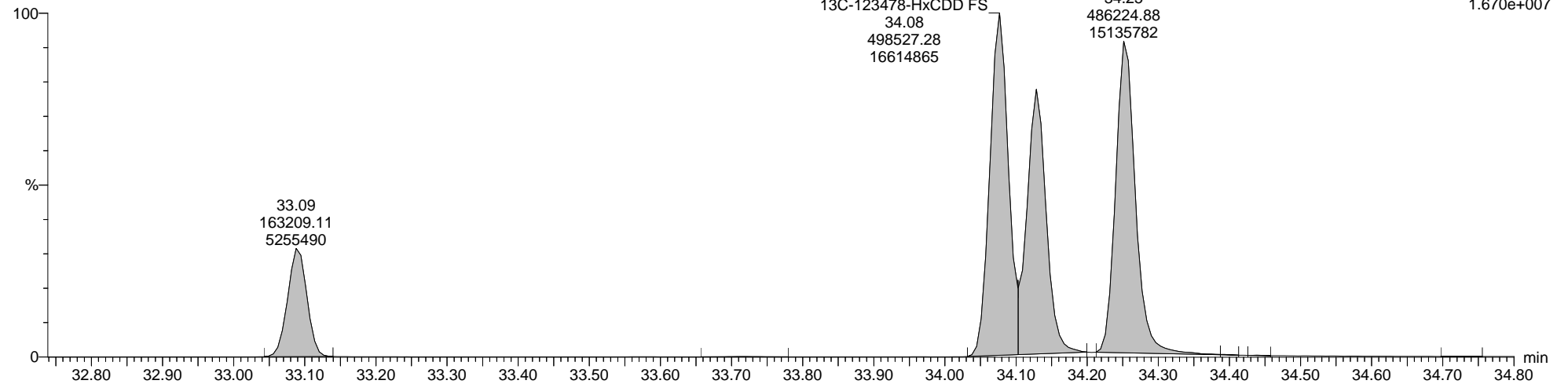
Name: 7-190912B21, Date: 13-Sep-2019, Time: 05:33:59, ID: L2336381-3, Description: DX, Vial: Tray1:17

13C-123678-HxCDD ES

7-190912B21 Smooth(SG,1x1)  
DX L2336381-3



7-190912B21 Smooth(SG,1x1)  
DX L2336381-3



Quantify Sample Report MassLynx MassLynx V4.1 SCN 901

Dataset: C:\MassLynx\Dioxin.PRO\Result Files\7-190912B2-Q1-0913TP.qld

Last Altered: Friday, September 13, 2019 13:44:45 Eastern Daylight Time

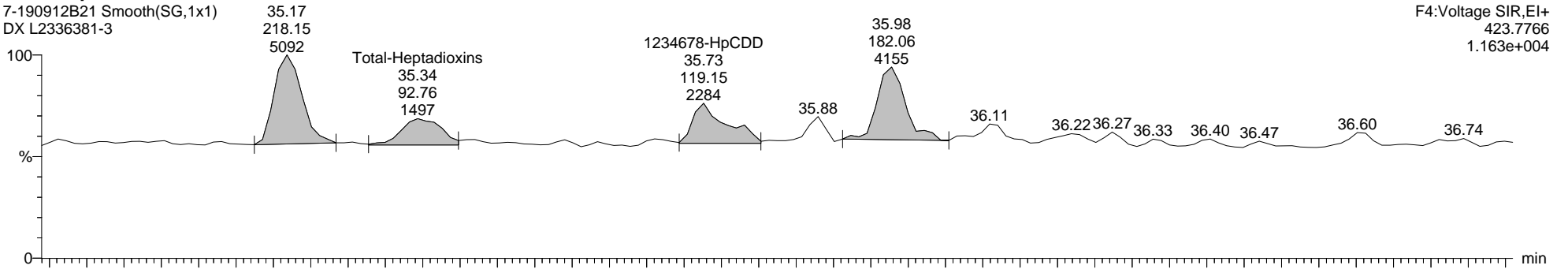
Printed: Monday, September 23, 2019 15:33:08 Eastern Daylight Time

Name: 7-190912B21, Date: 13-Sep-2019, Time: 05:33:59, ID: L2336381-3, Description: DX, Vial: Tray1:17

Total-Heptadioxins

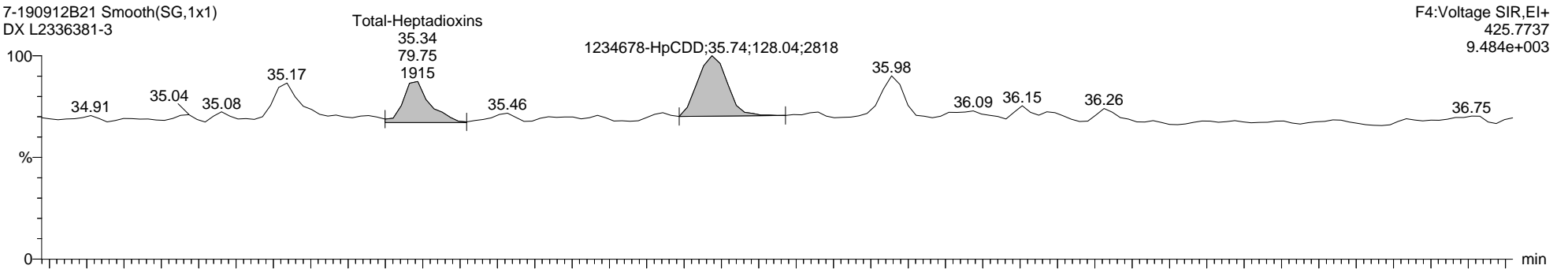
7-190912B21 Smooth(SG,1x1)  
DX L2336381-3

F4:Voltage SIR,EI+  
423.7766  
1.163e+004



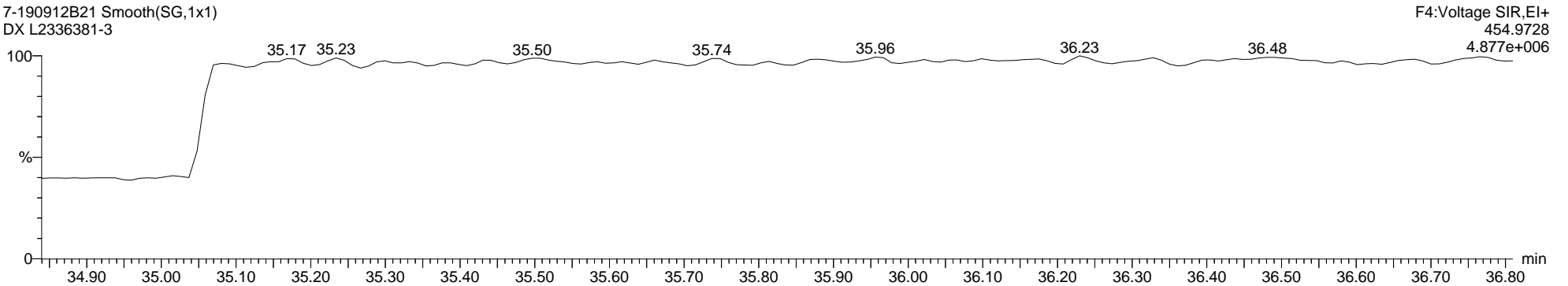
7-190912B21 Smooth(SG,1x1)  
DX L2336381-3

F4:Voltage SIR,EI+  
425.7737  
9.484e+003



7-190912B21 Smooth(SG,1x1)  
DX L2336381-3

F4:Voltage SIR,EI+  
454.9728  
4.877e+006



Quantify Sample Report MassLynx MassLynx V4.1 SCN 901

Dataset: C:\MassLynx\Dioxin.PRO\Result Files\7-190912B2-Q1-0913TP.qld

Last Altered: Friday, September 13, 2019 13:44:45 Eastern Daylight Time

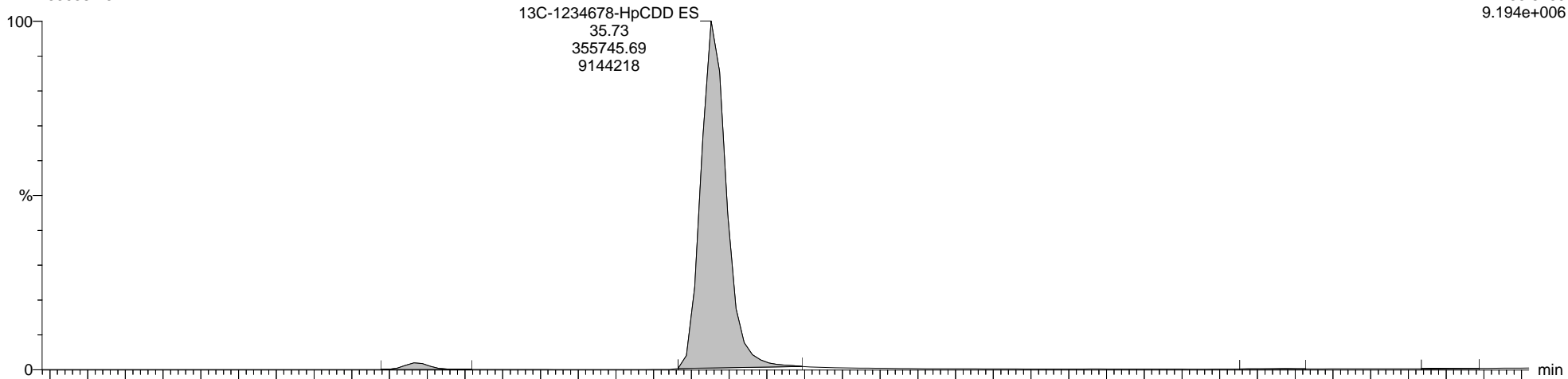
Printed: Monday, September 23, 2019 15:33:08 Eastern Daylight Time

Name: 7-190912B21, Date: 13-Sep-2019, Time: 05:33:59, ID: L2336381-3, Description: DX, Vial: Tray1:17

13C-1234678-HpCDD ES

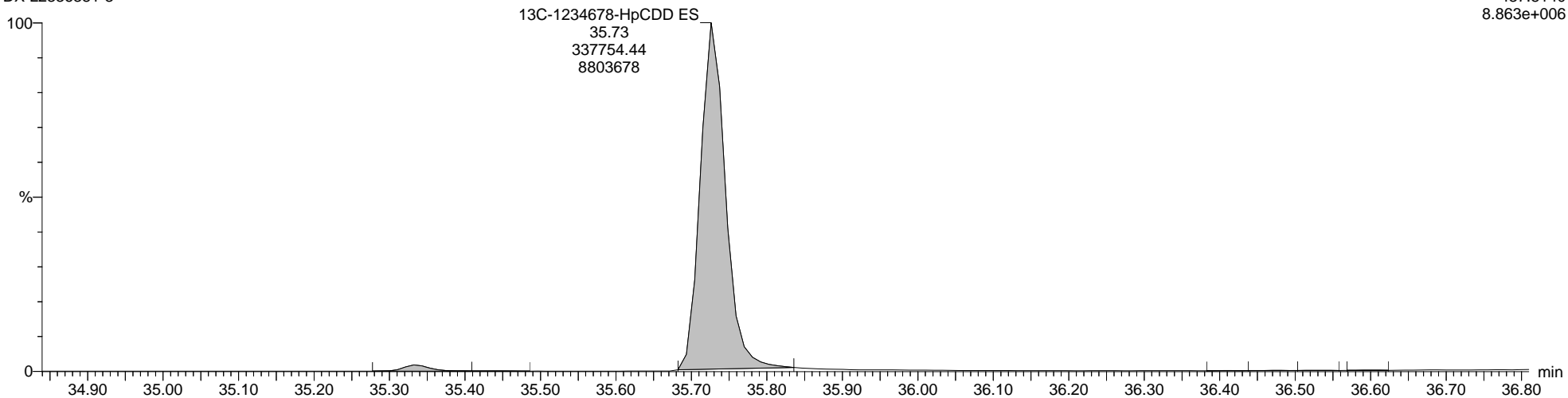
7-190912B21 Smooth(SG,1x1)  
DX L2336381-3

F4:Voltage SIR,EI+  
435.8169  
9.194e+006



7-190912B21 Smooth(SG,1x1)  
DX L2336381-3

F4:Voltage SIR,EI+  
437.8140  
8.863e+006



Quantify Sample Report

MassLynx MassLynx V4.1 SCN 901

Dataset: C:\MassLynx\Dioxin.PRO\Result Files\7-190912B2-Q1-0913TP.qld

Last Altered: Friday, September 13, 2019 13:44:45 Eastern Daylight Time

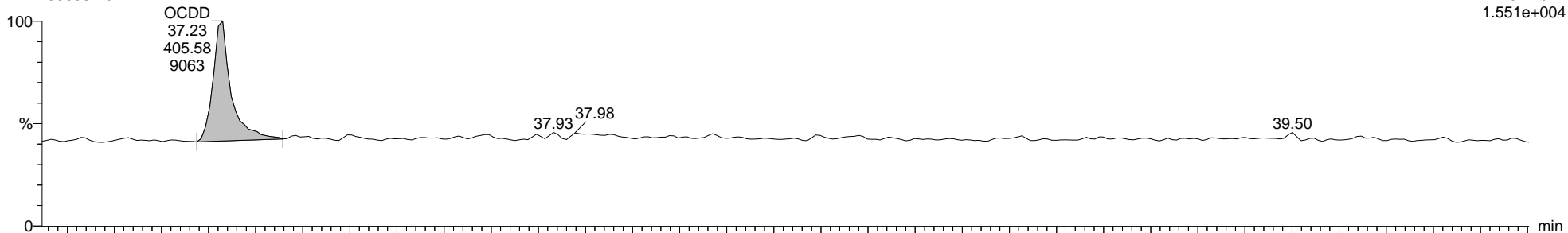
Printed: Monday, September 23, 2019 15:33:08 Eastern Daylight Time

Name: 7-190912B21, Date: 13-Sep-2019, Time: 05:33:59, ID: L2336381-3, Description: DX, Vial: Tray1:17

Total-OCDD

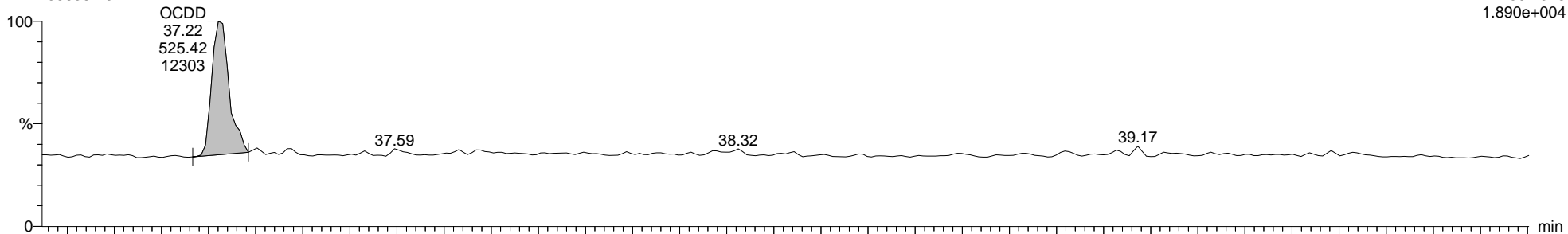
7-190912B21 Smooth(SG,1x1)  
DX L2336381-3

F5:Voltage SIR,EI+  
457.7377  
1.551e+004



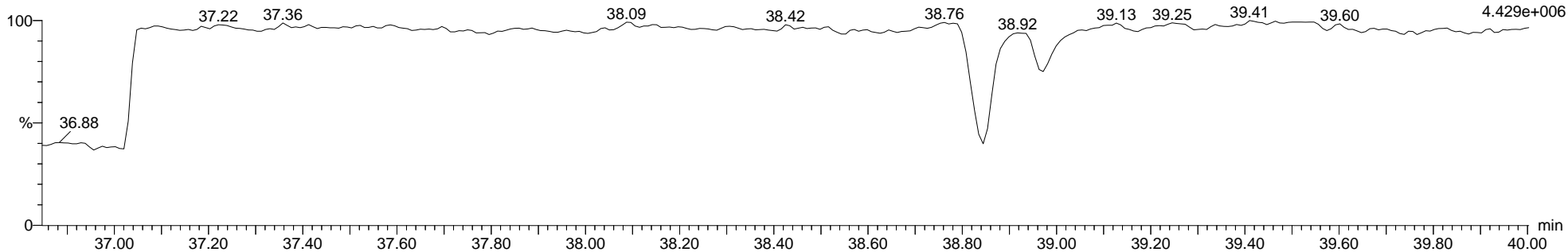
7-190912B21 Smooth(SG,1x1)  
DX L2336381-3

F5:Voltage SIR,EI+  
459.7348  
1.890e+004



7-190912B21 Smooth(SG,1x1)  
DX L2336381-3

F5:Voltage SIR,EI+  
454.9728  
4.429e+006





Dataset: C:\MassLynx\Dioxin.PRO\Result Files\7-190912B2-Q1-0913TP.qld

Last Altered: Friday, September 13, 2019 13:44:45 Eastern Daylight Time


Printed: Monday, September 23, 2019 15:33:08 Eastern Daylight Time

Name: 7-190912B21, Date: 13-Sep-2019, Time: 05:33:59, ID: L2336381-3, Description: DX, Vial: Tray1:17

13C-OCDD ES

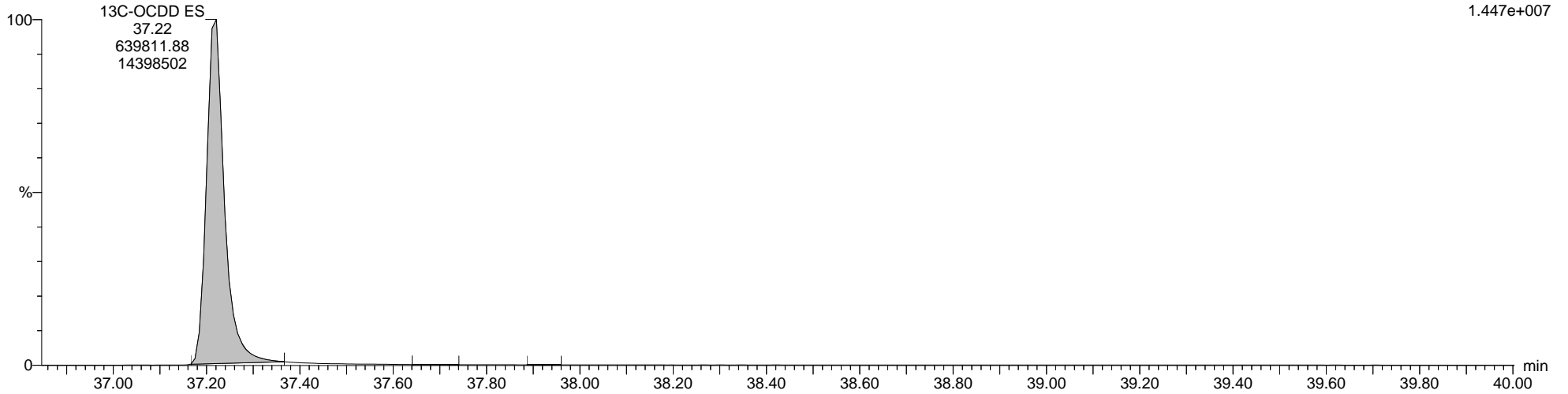
7-190912B21 Smooth(SG,1x1)  
DX L2336381-3

F5:Voltage SIR,EI+  
469.7779  
1.298e+007



7-190912B21 Smooth(SG,1x1)  
DX L2336381-3

F5:Voltage SIR,EI+  
471.7750  
1.447e+007



Quantify Sample Report MassLynx MassLynx V4.1 SCN 901

Dataset: C:\MassLynx\Dioxin.PRO\Result Files\7-190912B2-Q1-0913TP.qld

Last Altered: Friday, September 13, 2019 13:44:45 Eastern Daylight Time

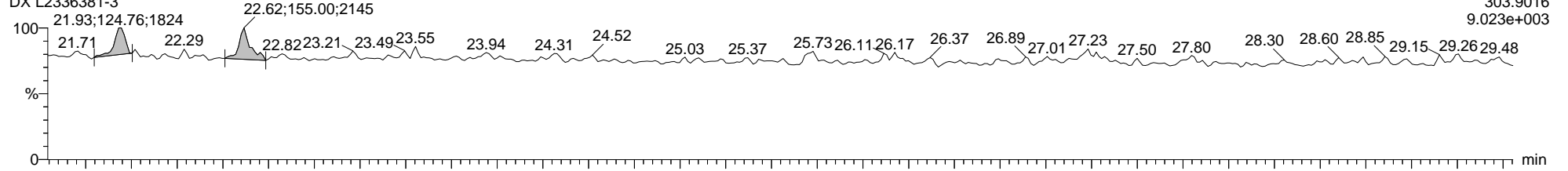
Printed: Monday, September 23, 2019 15:33:08 Eastern Daylight Time

Name: 7-190912B21, Date: 13-Sep-2019, Time: 05:33:59, ID: L2336381-3, Description: DX, Vial: Tray1:17

Total-Tetrafurans

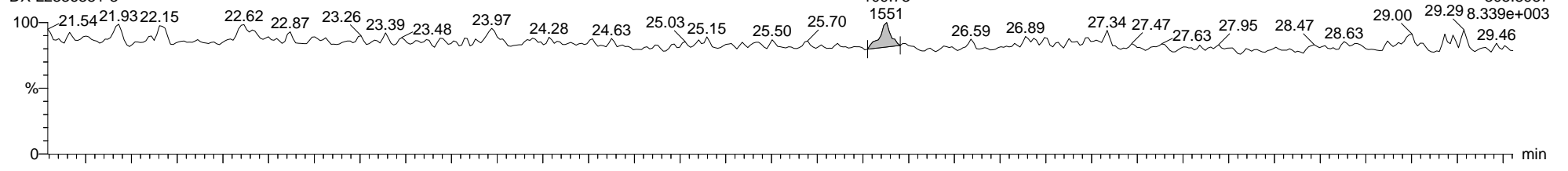
7-190912B21 Smooth(SG,1x1)  
DX L2336381-3

F1:Voltage SIR,EI+  
303.9016  
9.023e+003



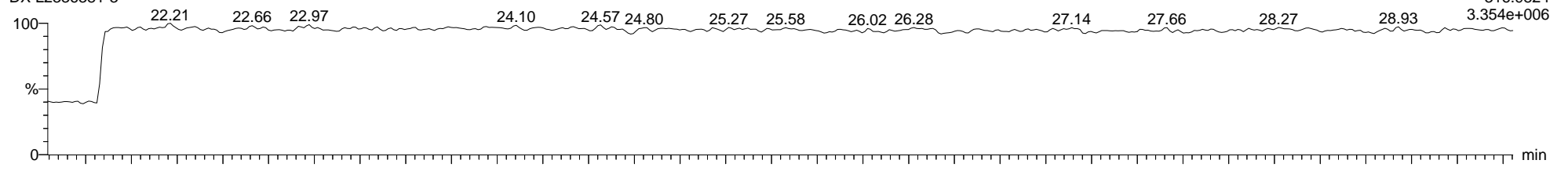
7-190912B21 Smooth(SG,1x1)  
DX L2336381-3

F1:Voltage SIR,EI+  
305.8987  
8.339e+003



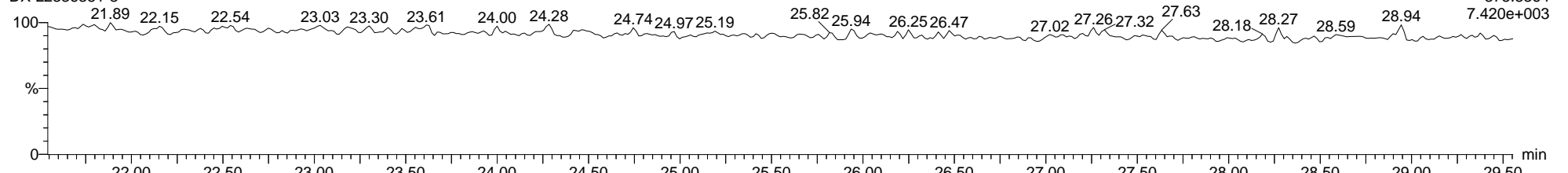
7-190912B21 Smooth(SG,1x1)  
DX L2336381-3

F1:Voltage SIR,EI+  
316.9824  
3.354e+006



7-190912B21 Smooth(SG,1x1)  
DX L2336381-3

F1:Voltage SIR,EI+  
375.8364  
7.420e+003



Dataset: C:\MassLynx\Dioxin.PRO\Result Files\7-190912B2-Q1-0913TP.qld

Last Altered: Friday, September 13, 2019 13:44:45 Eastern Daylight Time

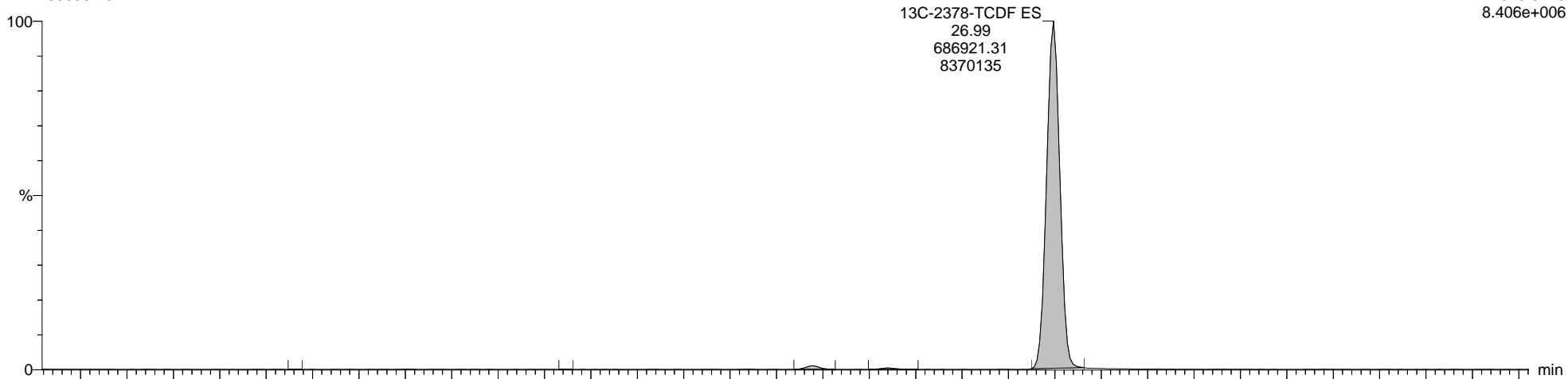
Printed: Monday, September 23, 2019 15:33:08 Eastern Daylight Time

Name: 7-190912B21, Date: 13-Sep-2019, Time: 05:33:59, ID: L2336381-3, Description: DX, Vial: Tray1:17

13C-2378-TCDF ES

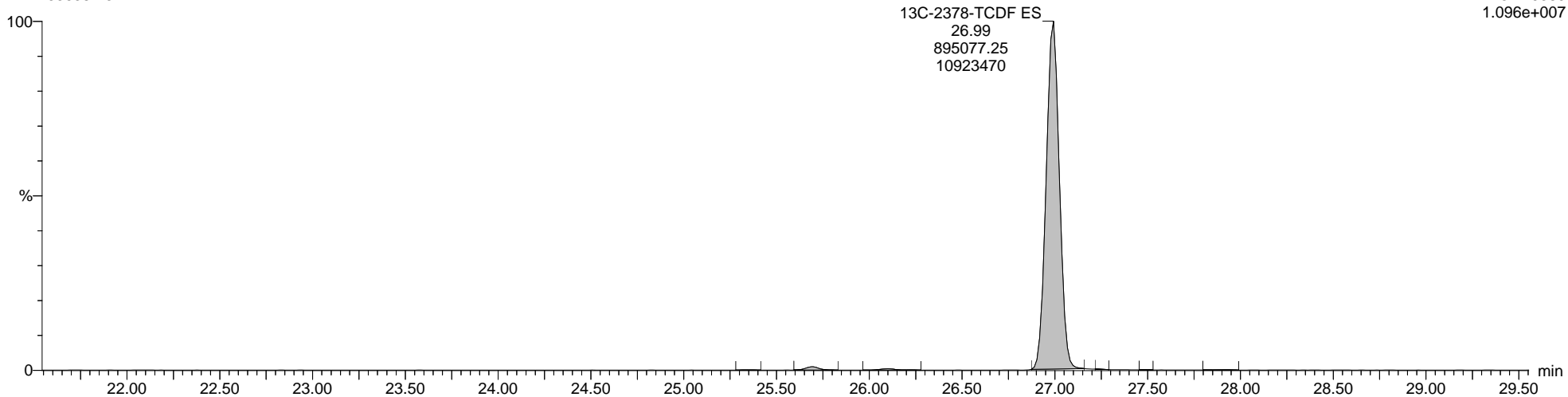
7-190912B21 Smooth(SG,1x1)  
DX L2336381-3

F1:Voltage SIR,EI+  
315.9419  
8.406e+006



7-190912B21 Smooth(SG,1x1)  
DX L2336381-3

F1:Voltage SIR,EI+  
317.9389  
1.096e+007



Quantify Sample Report MassLynx MassLynx V4.1 SCN 901

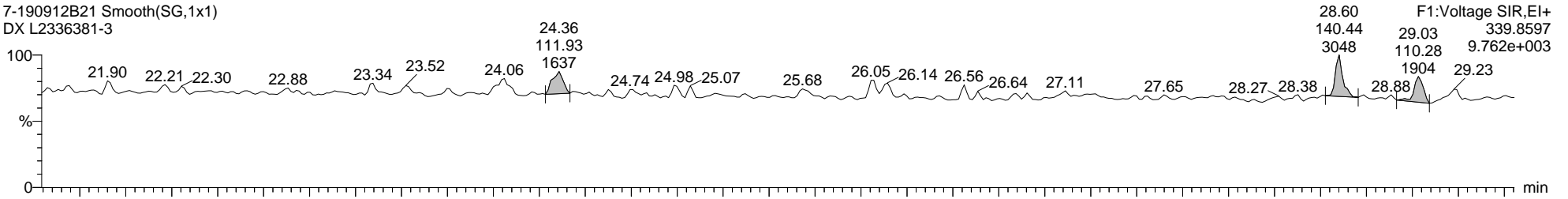
Dataset: C:\MassLynx\Dioxin.PRO\Result Files\7-190912B2-Q1-0913TP.qld

Last Altered: Friday, September 13, 2019 13:44:45 Eastern Daylight Time  
Printed: Monday, September 23, 2019 15:33:08 Eastern Daylight Time

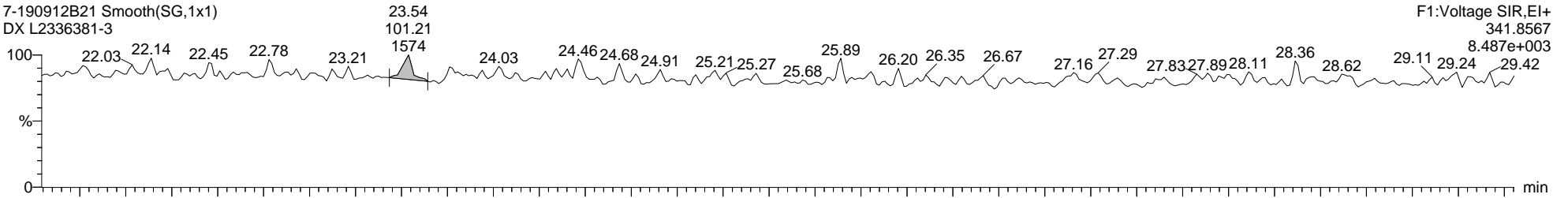
Name: 7-190912B21, Date: 13-Sep-2019, Time: 05:33:59, ID: L2336381-3, Description: DX, Vial: Tray1:17

Total-PeCDF-F1

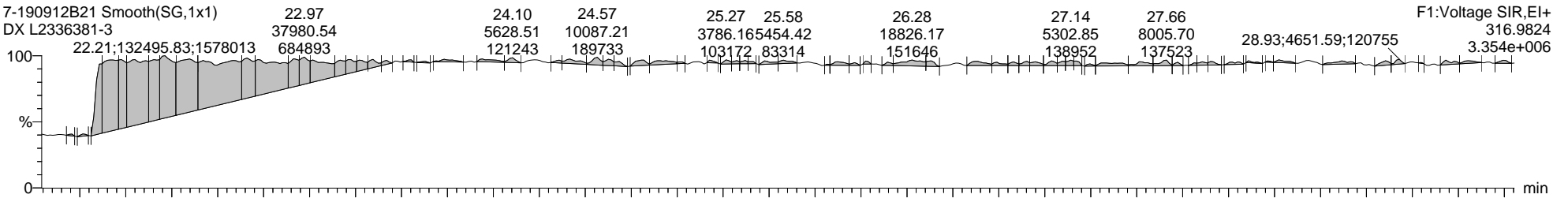
7-190912B21 Smooth(SG,1x1)  
DX L2336381-3



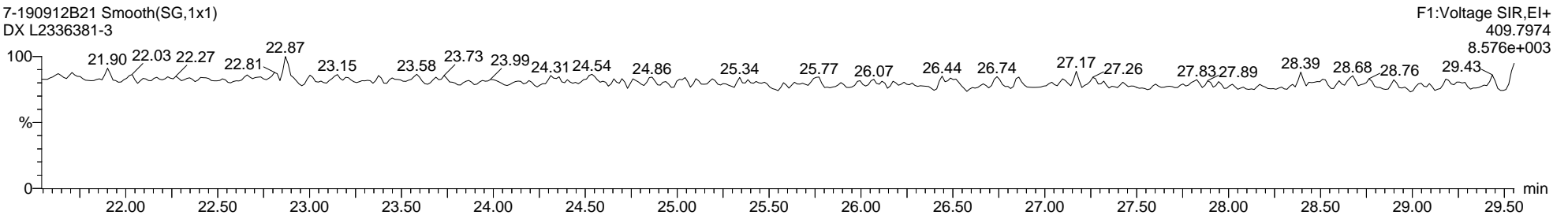
7-190912B21 Smooth(SG,1x1)  
DX L2336381-3



7-190912B21 Smooth(SG,1x1)  
DX L2336381-3



7-190912B21 Smooth(SG,1x1)  
DX L2336381-3



Quantify Sample Report MassLynx MassLynx V4.1 SCN 901

Dataset: C:\MassLynx\Dioxin.PRO\Result Files\7-190912B2-Q1-0913TP.qld

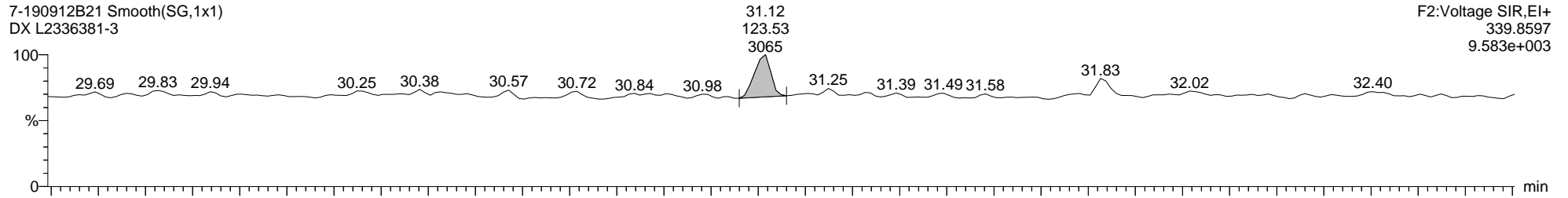
Last Altered: Friday, September 13, 2019 13:44:45 Eastern Daylight Time

Printed: Monday, September 23, 2019 15:33:08 Eastern Daylight Time

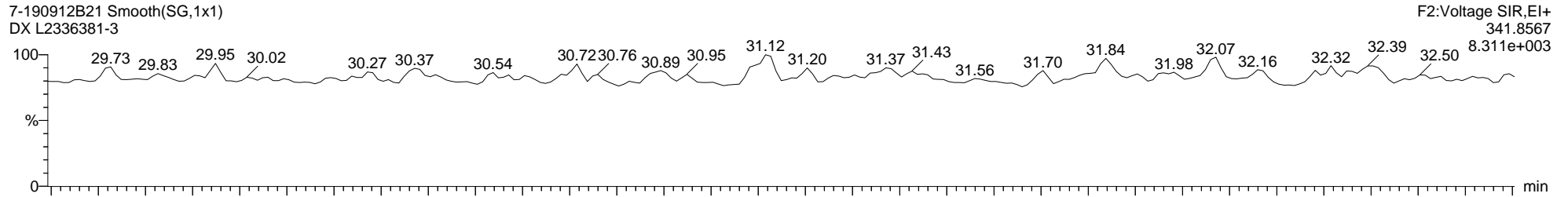
Name: 7-190912B21, Date: 13-Sep-2019, Time: 05:33:59, ID: L2336381-3, Description: DX, Vial: Tray1:17

Total-Pentafurans

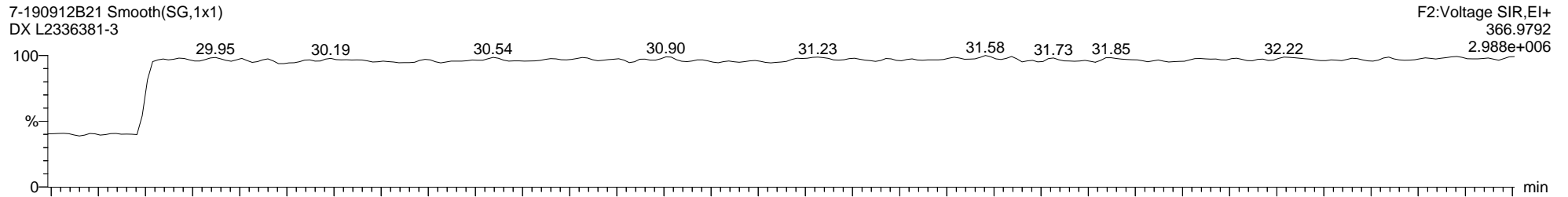
7-190912B21 Smooth(SG,1x1)  
DX L2336381-3



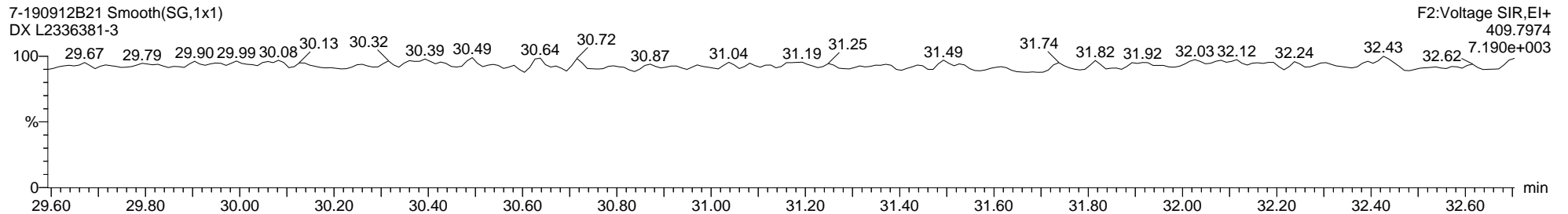
7-190912B21 Smooth(SG,1x1)  
DX L2336381-3



7-190912B21 Smooth(SG,1x1)  
DX L2336381-3



7-190912B21 Smooth(SG,1x1)  
DX L2336381-3



Dataset: C:\MassLynx\Dioxin.PRO\Result Files\7-190912B2-Q1-0913TP.qld

Last Altered: Friday, September 13, 2019 13:44:45 Eastern Daylight Time

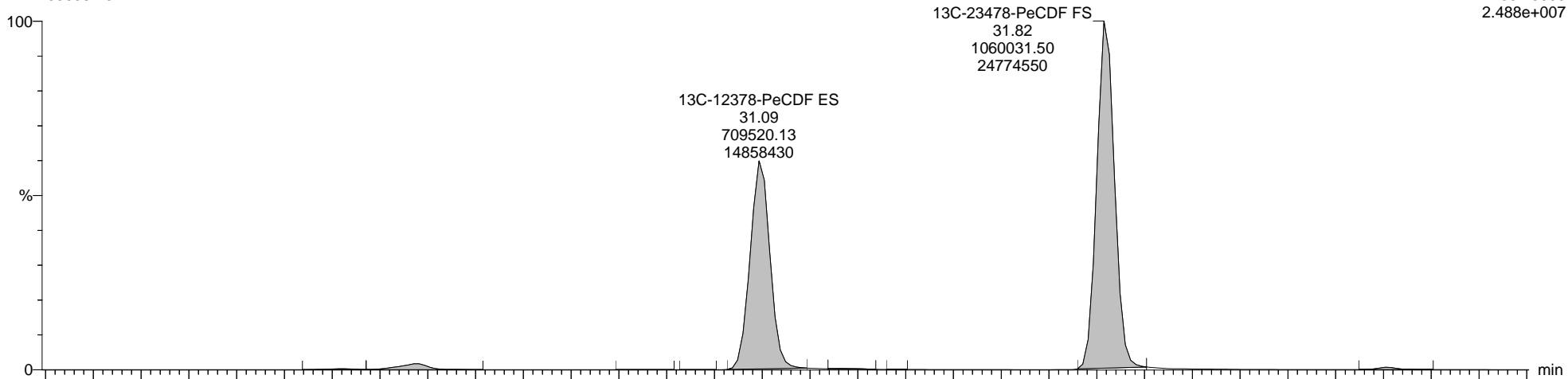
Printed: Monday, September 23, 2019 15:33:08 Eastern Daylight Time

Name: 7-190912B21, Date: 13-Sep-2019, Time: 05:33:59, ID: L2336381-3, Description: DX, Vial: Tray1:17

13C-12378-PeCDF ES

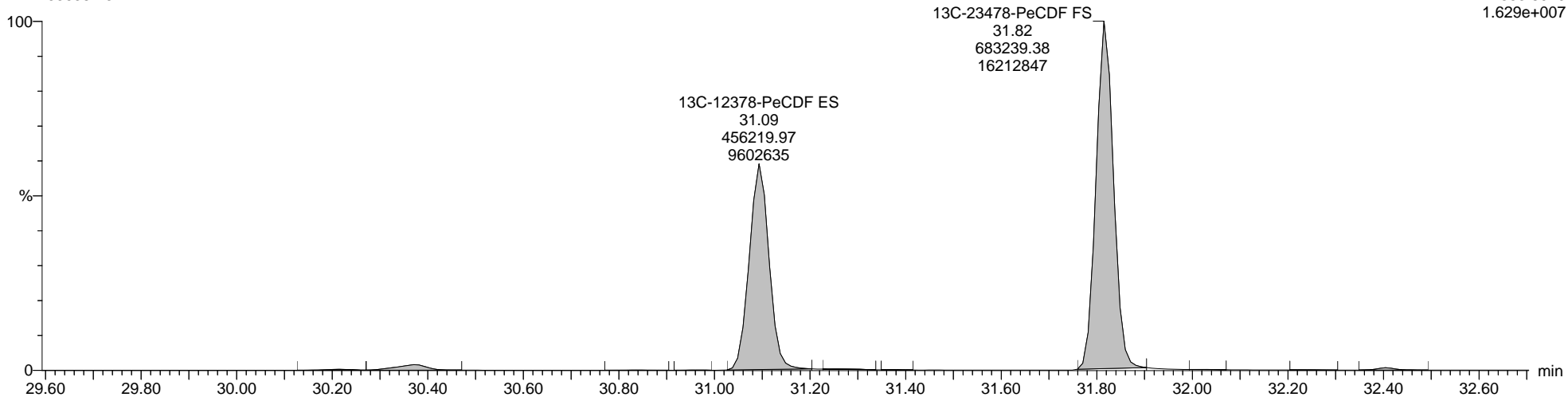
7-190912B21 Smooth(SG,1x1)  
DX L2336381-3

F2:Voltage SIR,EI+  
351.9000  
2.488e+007



7-190912B21 Smooth(SG,1x1)  
DX L2336381-3

F2:Voltage SIR,EI+  
353.8970  
1.629e+007



Quantify Sample Report MassLynx MassLynx V4.1 SCN 901

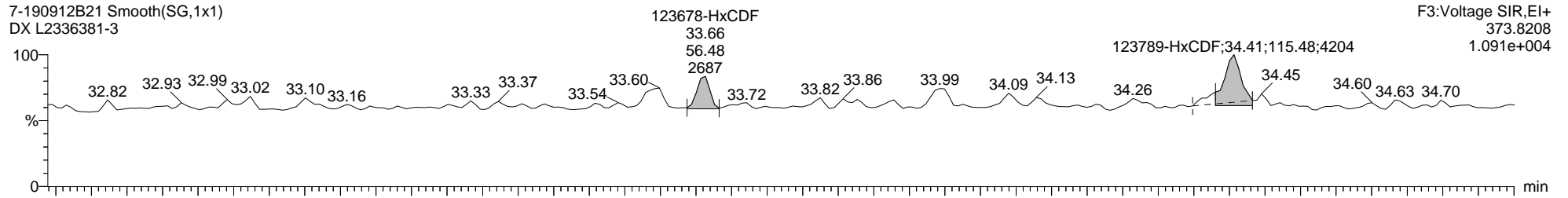
Dataset: C:\MassLynx\Dioxin.PRO\Result Files\7-190912B2-Q1-0913TP.qld

Last Altered: Friday, September 13, 2019 13:44:45 Eastern Daylight Time  
Printed: Monday, September 23, 2019 15:33:08 Eastern Daylight Time

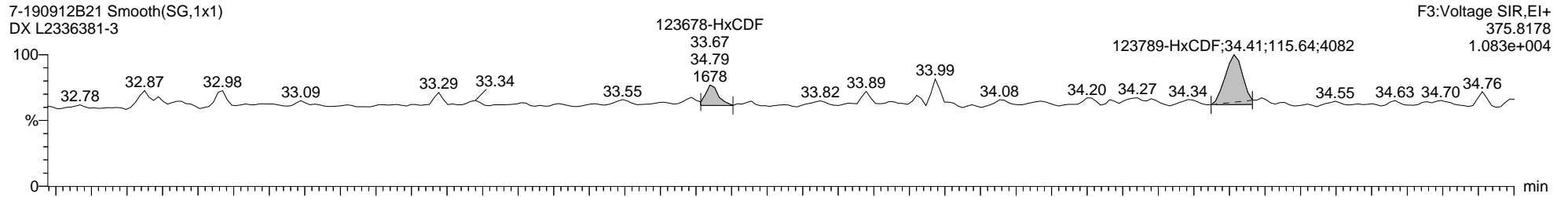
Name: 7-190912B21, Date: 13-Sep-2019, Time: 05:33:59, ID: L2336381-3, Description: DX, Vial: Tray1:17

Total-Hexafurans

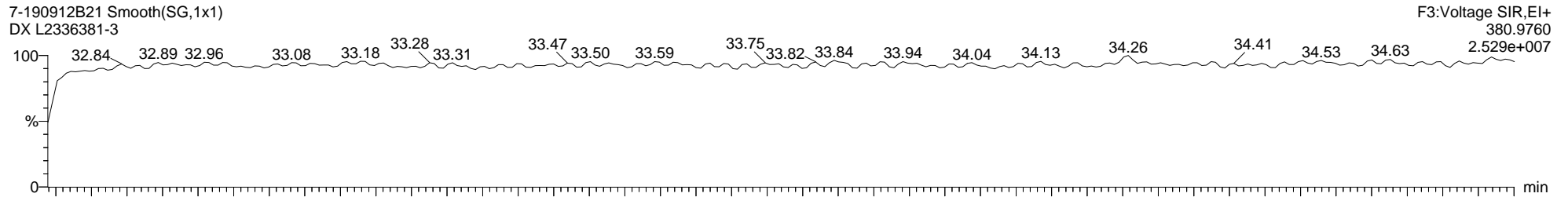
7-190912B21 Smooth(SG,1x1)  
DX L2336381-3



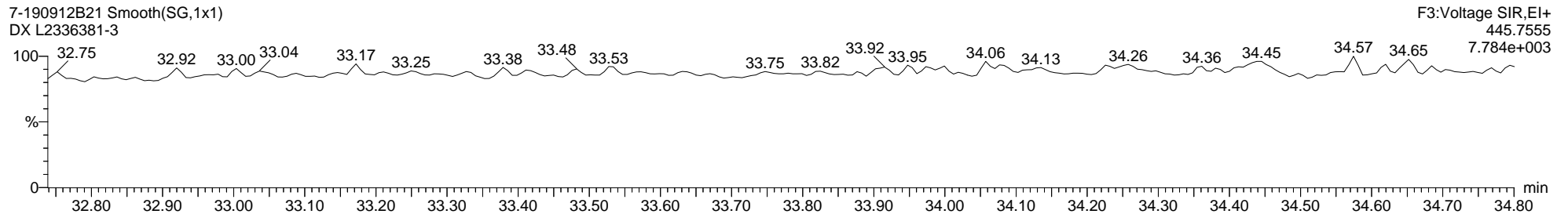
7-190912B21 Smooth(SG,1x1)  
DX L2336381-3



7-190912B21 Smooth(SG,1x1)  
DX L2336381-3



7-190912B21 Smooth(SG,1x1)  
DX L2336381-3



Dataset: C:\MassLynx\Dioxin.PRO\Result Files\7-190912B2-Q1-0913TP.qld

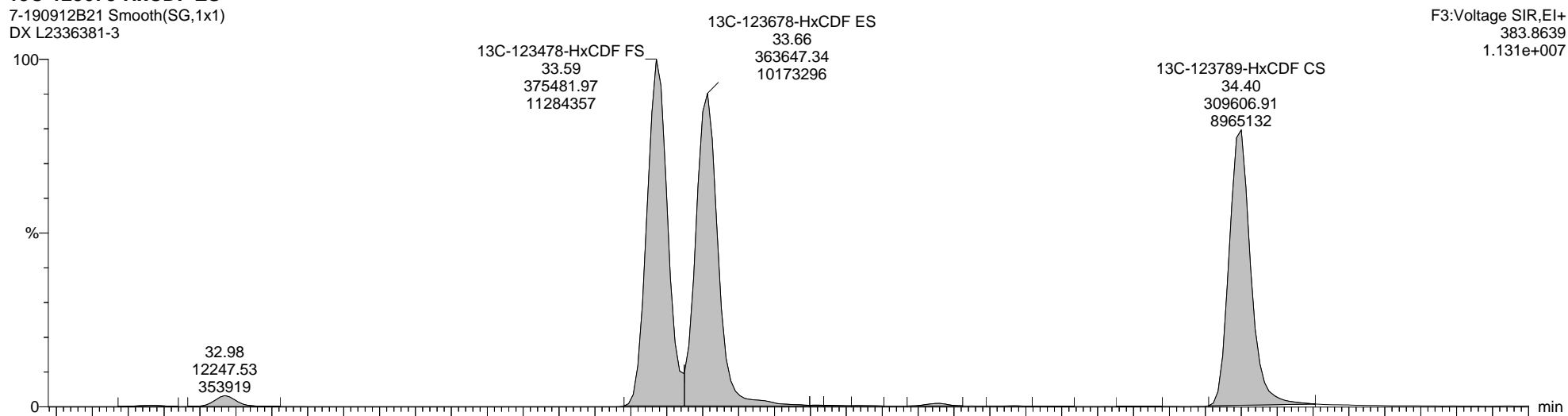
Last Altered: Friday, September 13, 2019 13:44:45 Eastern Daylight Time

Printed: Monday, September 23, 2019 15:33:08 Eastern Daylight Time

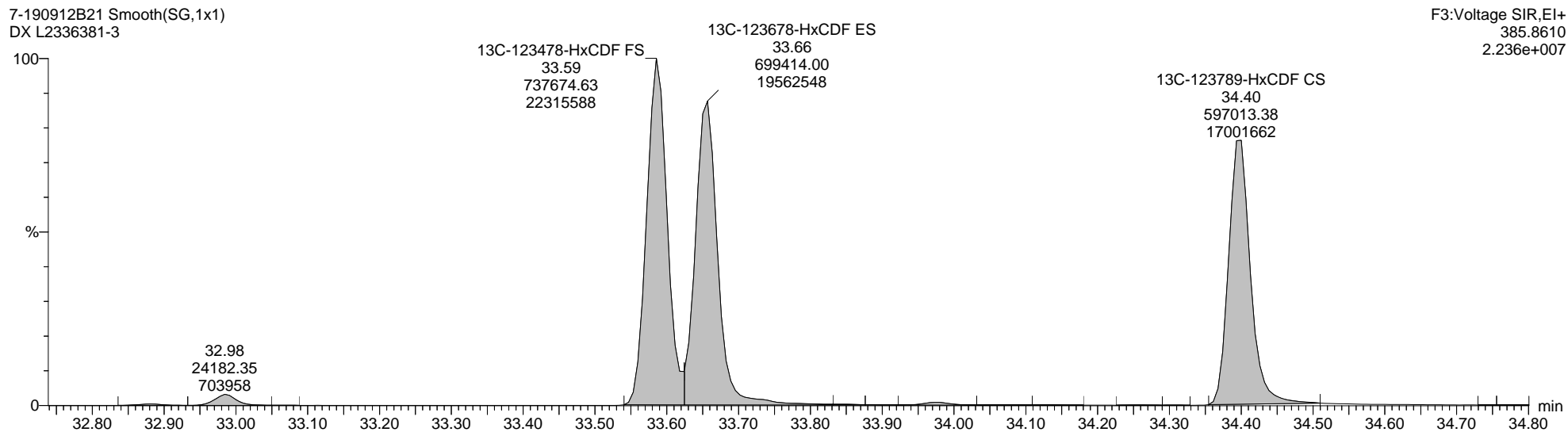
Name: 7-190912B21, Date: 13-Sep-2019, Time: 05:33:59, ID: L2336381-3, Description: DX, Vial: Tray1:17

13C-123678-HxCDF ES

7-190912B21 Smooth(SG,1x1)  
DX L2336381-3



7-190912B21 Smooth(SG,1x1)  
DX L2336381-3





Quantify Sample Report MassLynx MassLynx V4.1 SCN 901

Dataset: C:\MassLynx\Dioxin.PRO\Result Files\7-190912B2-Q1-0913TP.qld

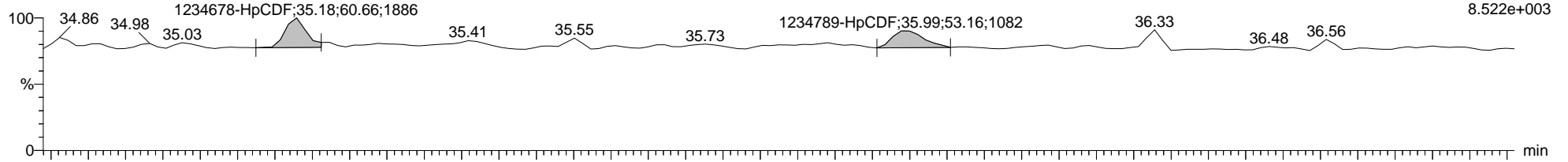
Last Altered: Friday, September 13, 2019 13:44:45 Eastern Daylight Time  
Printed: Monday, September 23, 2019 15:33:08 Eastern Daylight Time

Name: 7-190912B21, Date: 13-Sep-2019, Time: 05:33:59, ID: L2336381-3, Description: DX, Vial: Tray1:17

Total-Heptafurans

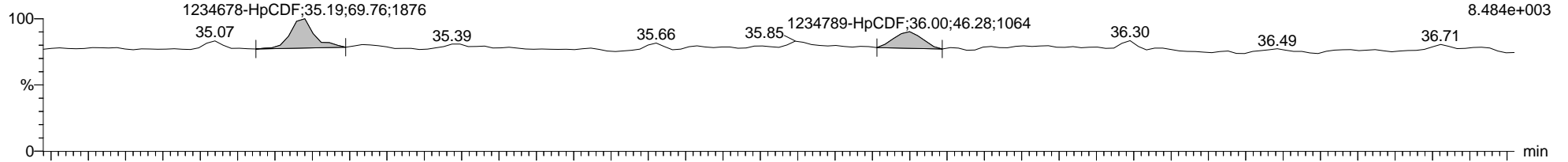
7-190912B21 Smooth(SG,1x1)  
DX L2336381-3

F4:Voltage SIR,EI+  
409.7789  
8.522e+003



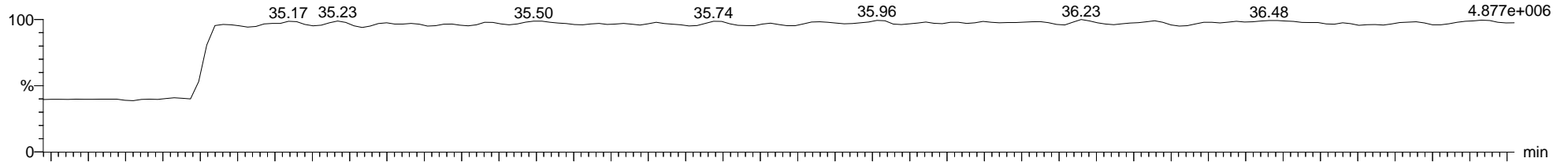
7-190912B21 Smooth(SG,1x1)  
DX L2336381-3

F4:Voltage SIR,EI+  
411.7759  
8.484e+003



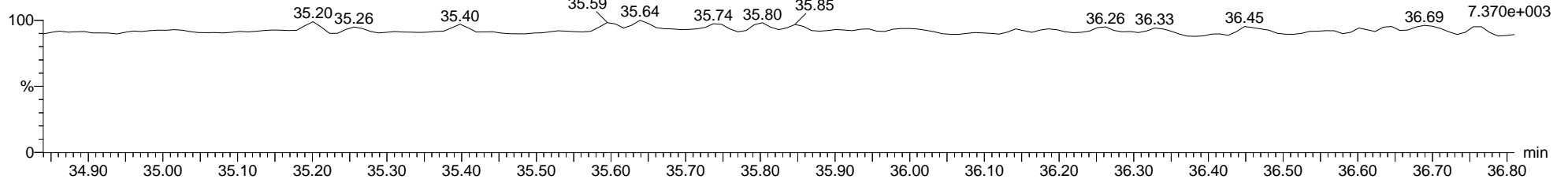
7-190912B21 Smooth(SG,1x1)  
DX L2336381-3

F4:Voltage SIR,EI+  
454.9728  
4.877e+006



7-190912B21 Smooth(SG,1x1)  
DX L2336381-3

F4:Voltage SIR,EI+  
479.7165  
7.370e+003



Quantify Sample Report MassLynx MassLynx V4.1 SCN 901

Dataset: C:\MassLynx\Dioxin.PRO\Result Files\7-190912B2-Q1-0913TP.qld

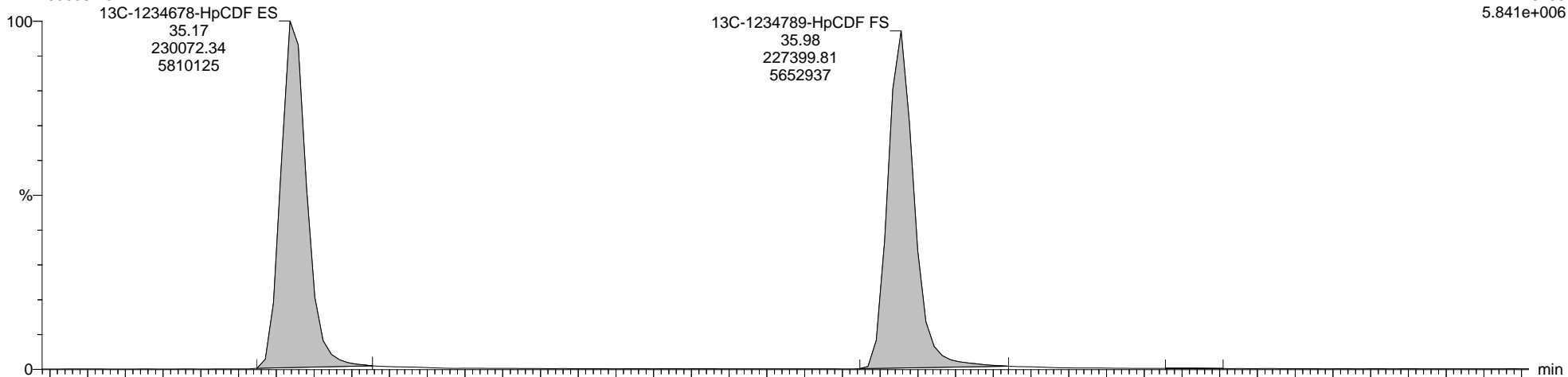
Last Altered: Friday, September 13, 2019 13:44:45 Eastern Daylight Time  
Printed: Monday, September 23, 2019 15:33:08 Eastern Daylight Time

Name: 7-190912B21, Date: 13-Sep-2019, Time: 05:33:59, ID: L2336381-3, Description: DX, Vial: Tray1:17

13C-1234678-HpCDF ES

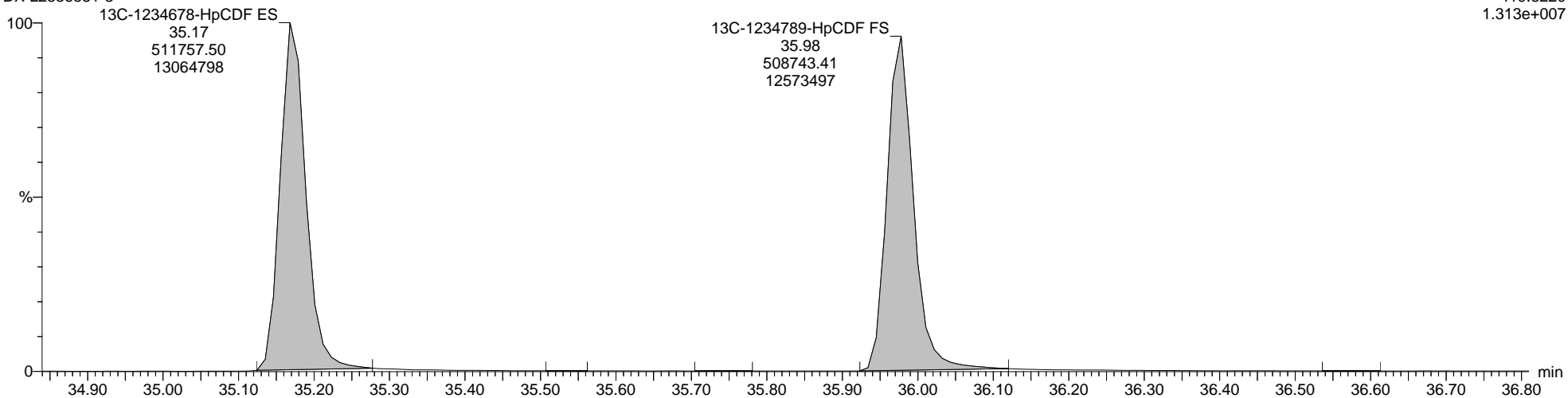
7-190912B21 Smooth(SG,1x1)  
DX L2336381-3

F4:Voltage SIR,EI+  
417.8253  
5.841e+006



7-190912B21 Smooth(SG,1x1)  
DX L2336381-3

F4:Voltage SIR,EI+  
419.8220  
1.313e+007



Quantify Sample Report MassLynx MassLynx V4.1 SCN 901

Dataset: C:\MassLynx\Dioxin.PRO\Result Files\7-190912B2-Q1-0913TP.qld

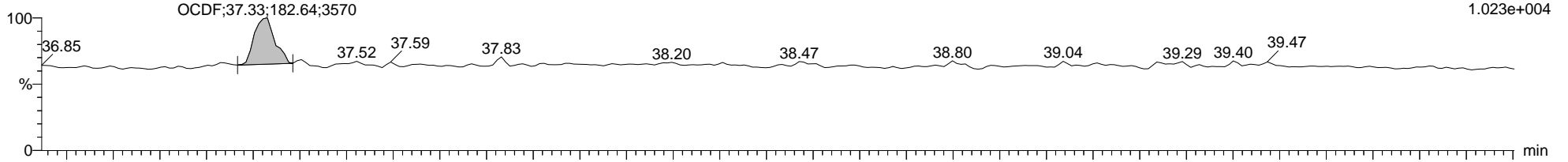
Last Altered: Friday, September 13, 2019 13:44:45 Eastern Daylight Time  
Printed: Monday, September 23, 2019 15:33:08 Eastern Daylight Time

Name: 7-190912B21, Date: 13-Sep-2019, Time: 05:33:59, ID: L2336381-3, Description: DX, Vial: Tray1:17

Totals-OCDF

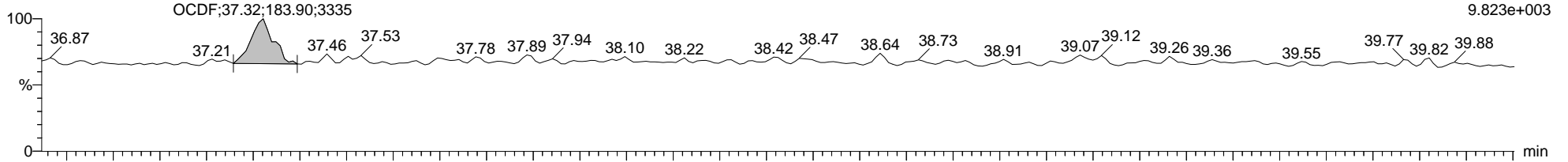
7-190912B21 Smooth(SG,1x1)  
DX L2336381-3

F5:Voltage SIR,EI+  
441.7428  
1.023e+004



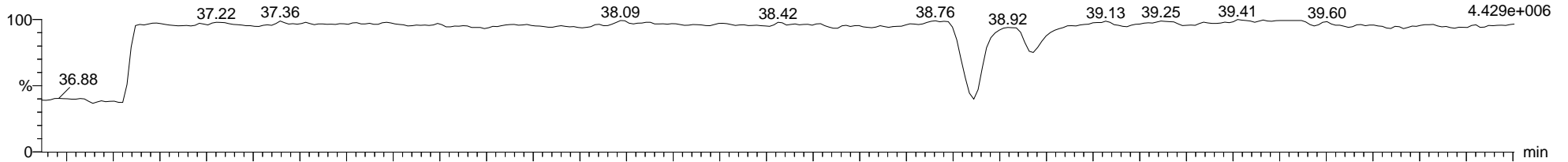
7-190912B21 Smooth(SG,1x1)  
DX L2336381-3

F5:Voltage SIR,EI+  
443.7398  
9.823e+003



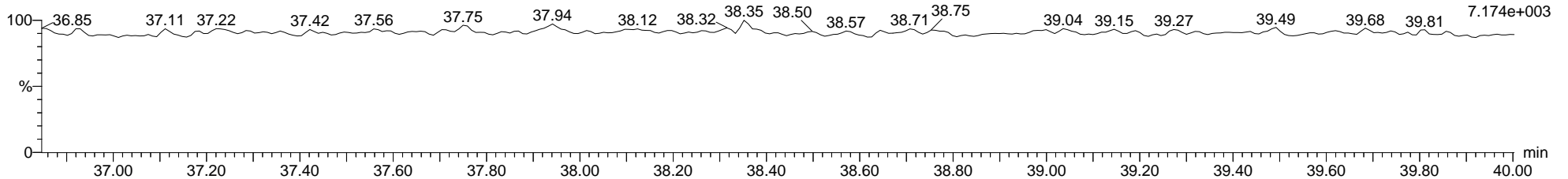
7-190912B21 Smooth(SG,1x1)  
DX L2336381-3

F5:Voltage SIR,EI+  
454.9728  
4.429e+006



7-190912B21 Smooth(SG,1x1)  
DX L2336381-3

F5:Voltage SIR,EI+  
513.6775  
7.174e+003



Quantify Sample Report MassLynx MassLynx V4.1 SCN 901

Dataset: C:\MassLynx\Dioxin.PRO\Result Files\7-190912B2-Q1-0913TP.qld

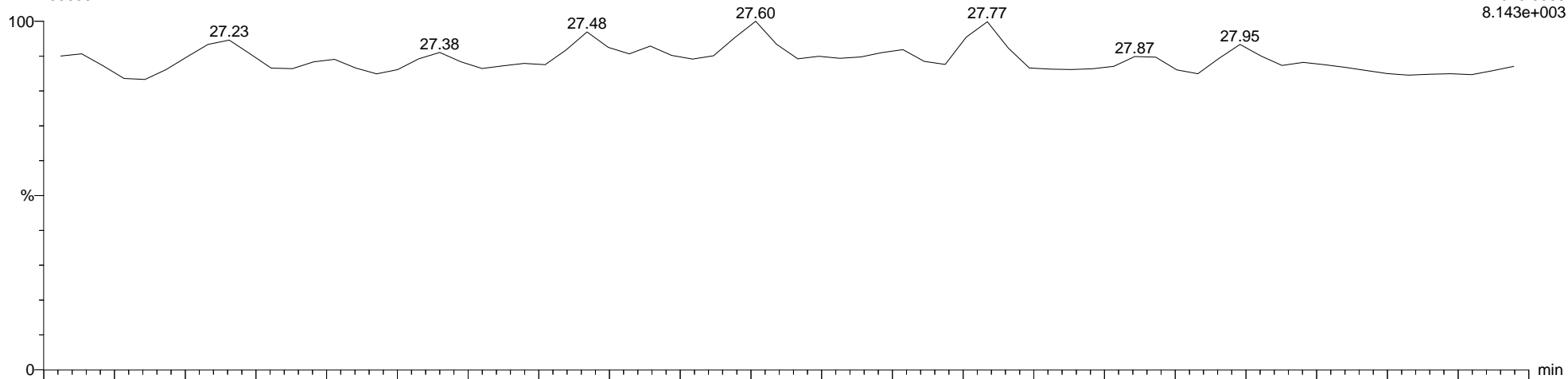
Last Altered: Friday, September 13, 2019 13:44:45 Eastern Daylight Time  
Printed: Monday, September 23, 2019 15:33:08 Eastern Daylight Time

Name: 7-190912B22, Date: 13-Sep-2019, Time: 06:16:07, ID: L2336381-4, Description: DX, Vial: Tray1:18

2378-TCDD

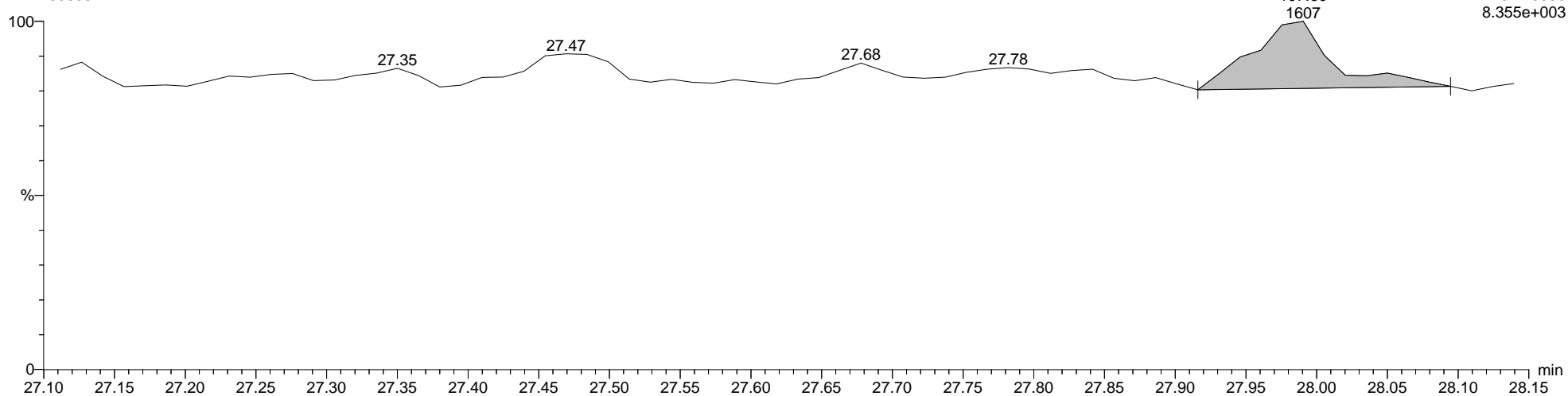
7-190912B22 Smooth(SG,1x1)  
DX L2336381-4

F1:Voltage SIR,EI+  
319.8965  
8.143e+003



7-190912B22 Smooth(SG,1x1)  
DX L2336381-4

F1:Voltage SIR,EI+  
321.8936  
8.355e+003



Quantify Sample Report MassLynx MassLynx V4.1 SCN 901

Dataset: C:\MassLynx\Dioxin.PRO\Result Files\7-190912B2-Q1-0913TP.qld

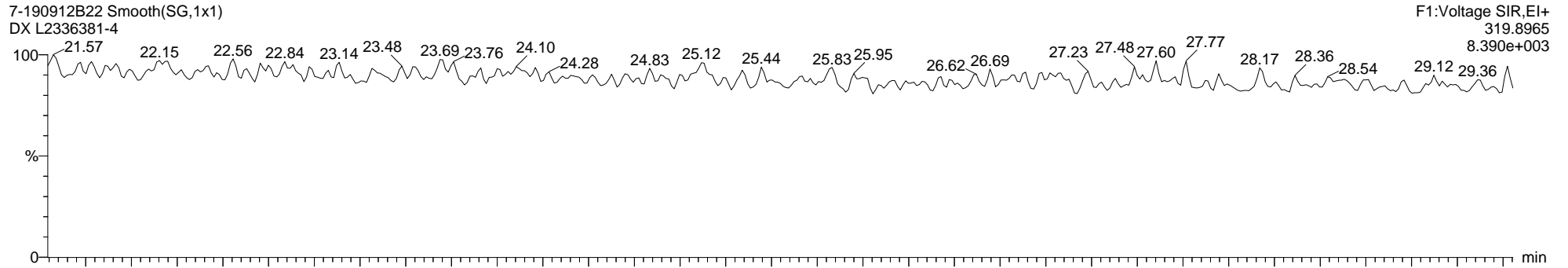
Last Altered: Friday, September 13, 2019 13:44:45 Eastern Daylight Time

Printed: Monday, September 23, 2019 15:33:08 Eastern Daylight Time

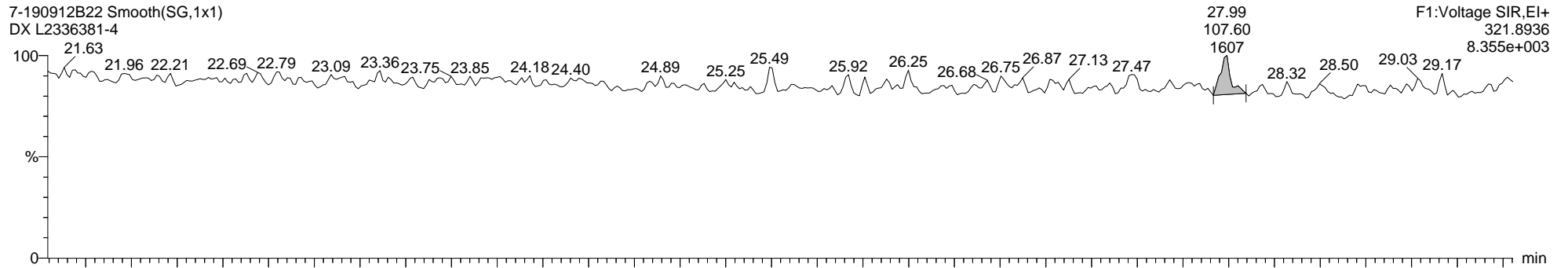
Name: 7-190912B22, Date: 13-Sep-2019, Time: 06:16:07, ID: L2336381-4, Description: DX, Vial: Tray1:18

Total-Tetradoxins

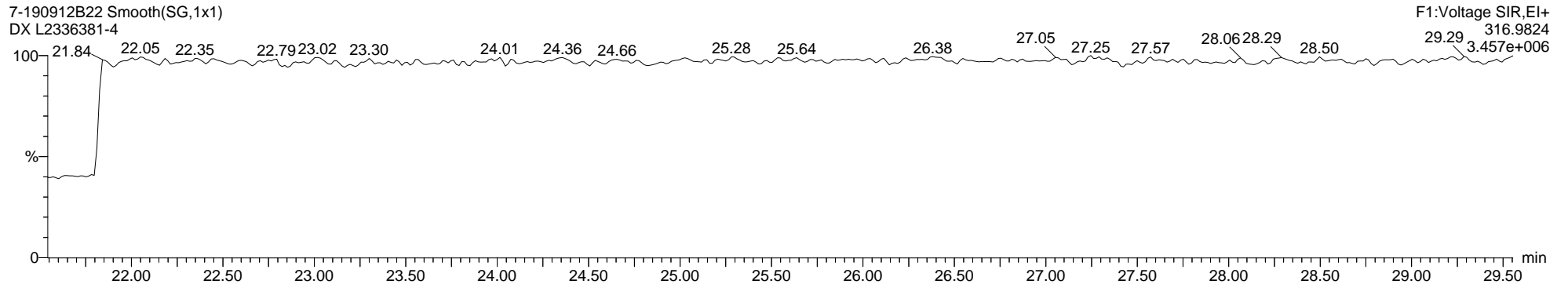
7-190912B22 Smooth(SG,1x1)  
DX L2336381-4



7-190912B22 Smooth(SG,1x1)  
DX L2336381-4



7-190912B22 Smooth(SG,1x1)  
DX L2336381-4



Dataset: C:\MassLynx\Dioxin.PRO\Result Files\7-190912B2-Q1-0913TP.qld

Last Altered: Friday, September 13, 2019 13:44:45 Eastern Daylight Time

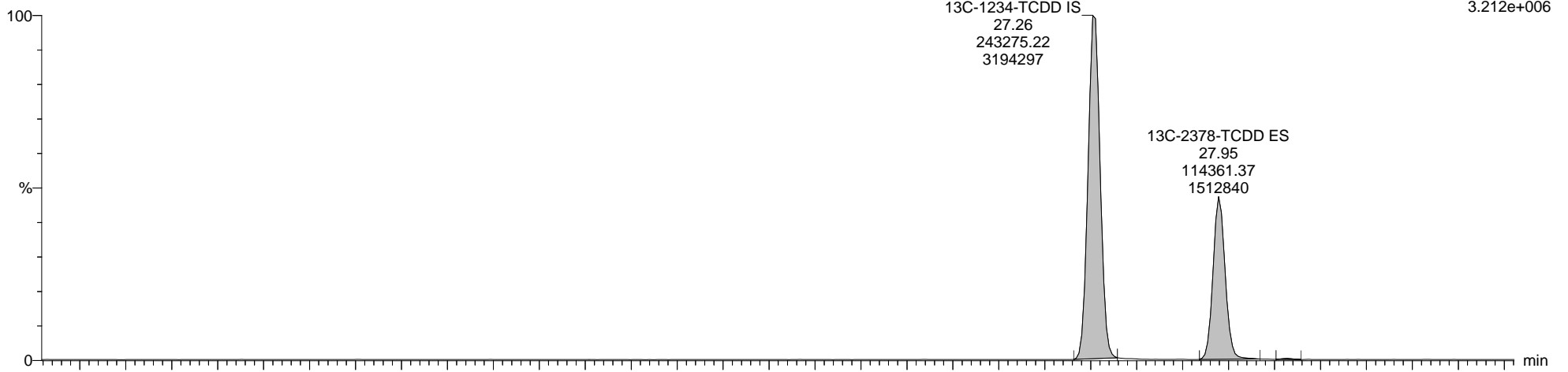
Printed: Monday, September 23, 2019 15:33:08 Eastern Daylight Time

Name: 7-190912B22, Date: 13-Sep-2019, Time: 06:16:07, ID: L2336381-4, Description: DX, Vial: Tray1:18

13C-2378-TCDD ES

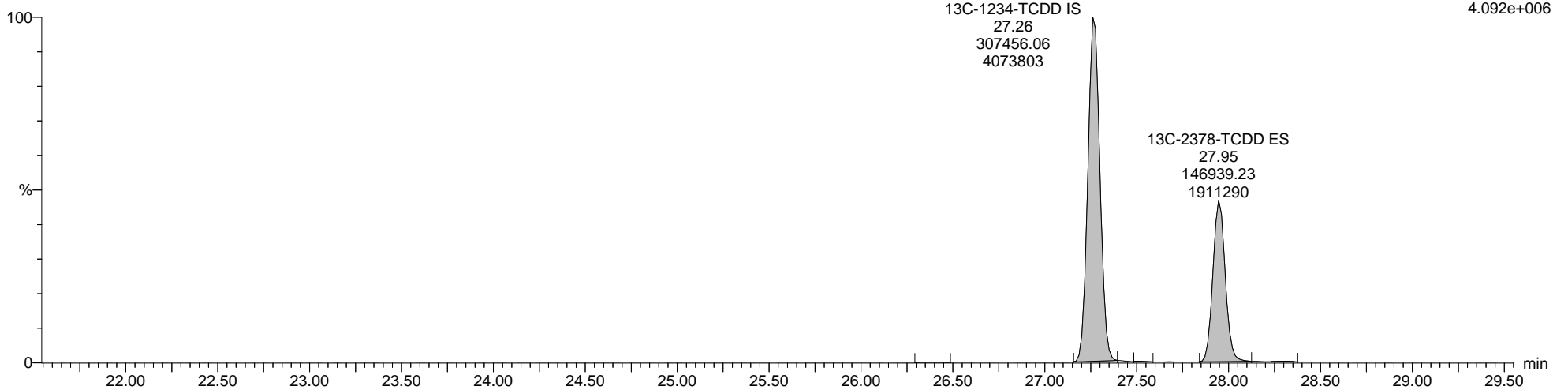
7-190912B22 Smooth(SG,1x1)  
DX L2336381-4

F1:Voltage SIR,EI+  
331.9368  
3.212e+006



7-190912B22 Smooth(SG,1x1)  
DX L2336381-4

F1:Voltage SIR,EI+  
333.9339  
4.092e+006



Quantify Sample Report MassLynx MassLynx V4.1 SCN 901

Dataset: C:\MassLynx\Dioxin.PRO\Result Files\7-190912B2-Q1-0913TP.qld

Last Altered: Friday, September 13, 2019 13:44:45 Eastern Daylight Time

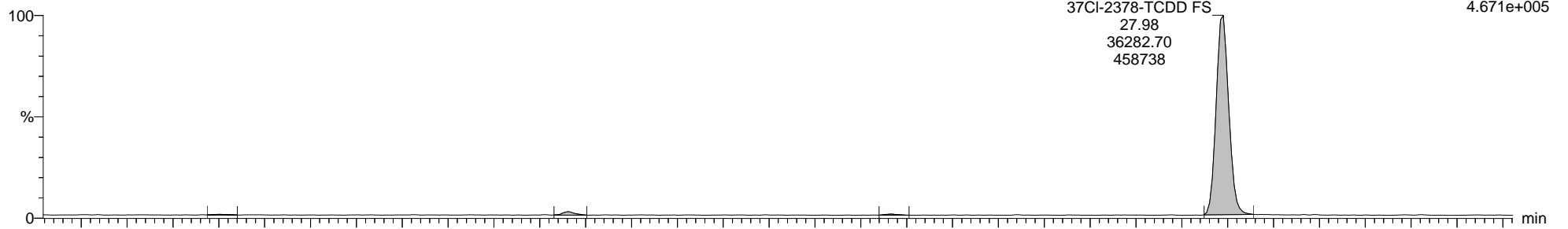
Printed: Monday, September 23, 2019 15:33:08 Eastern Daylight Time

Name: 7-190912B22, Date: 13-Sep-2019, Time: 06:16:07, ID: L2336381-4, Description: DX, Vial: Tray1:18

Totals-37Cl-2378-TCDD

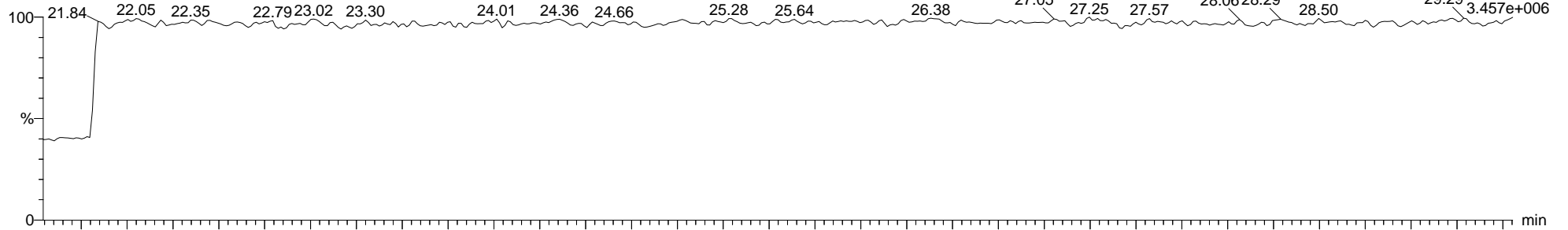
7-190912B22 Smooth(SG,1x1)  
DX L2336381-4

F1:Voltage SIR,EI+  
327.8847  
4.671e+005



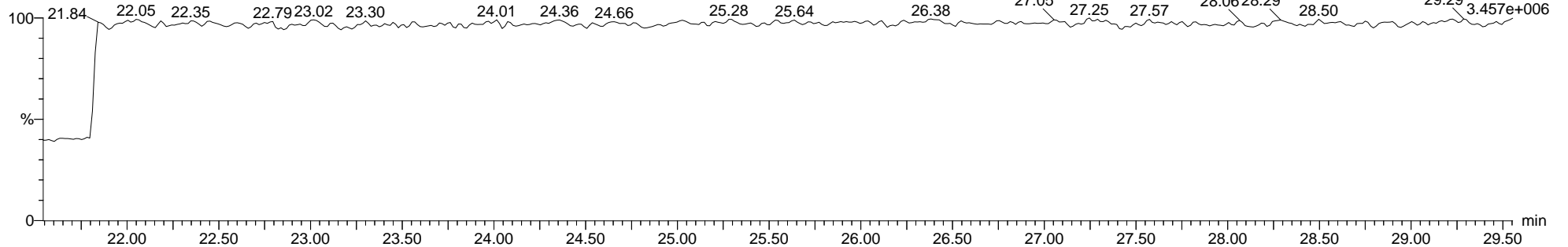
7-190912B22 Smooth(SG,1x1)  
DX L2336381-4

F1:Voltage SIR,EI+  
316.9824  
3.457e+006



7-190912B22 Smooth(SG,1x1)  
DX L2336381-4

F1:Voltage SIR,EI+  
316.9824  
3.457e+006



Quantify Sample Report MassLynx MassLynx V4.1 SCN 901

Dataset: C:\MassLynx\Dioxin.PRO\Result Files\7-190912B2-Q1-0913TP.qld

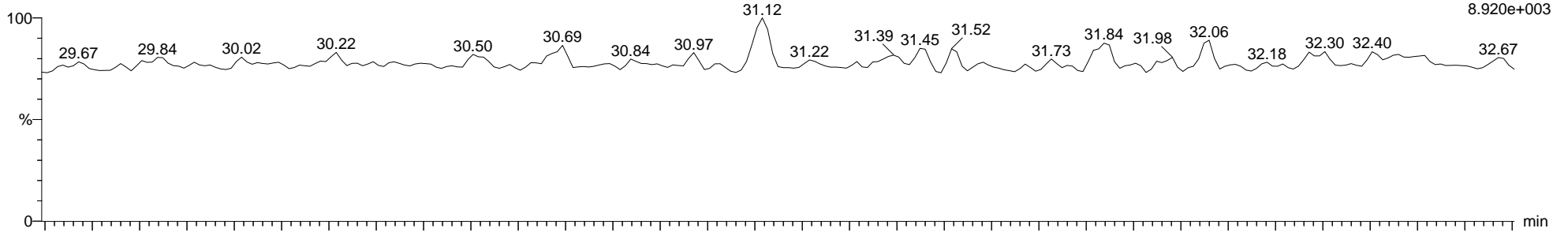
Last Altered: Friday, September 13, 2019 13:44:45 Eastern Daylight Time  
Printed: Monday, September 23, 2019 15:33:08 Eastern Daylight Time

Name: 7-190912B22, Date: 13-Sep-2019, Time: 06:16:07, ID: L2336381-4, Description: DX, Vial: Tray1:18

Total-Pentadioxins

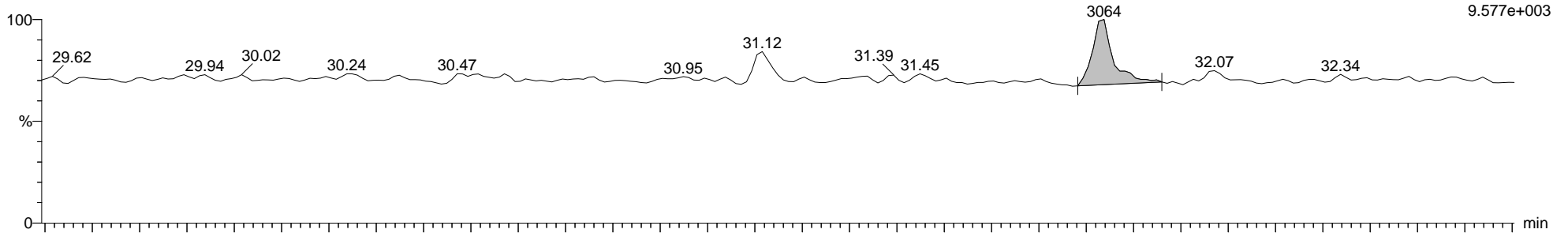
7-190912B22 Smooth(SG,1x1)  
DX L2336381-4

F2:Voltage SIR,EI+  
355.8546  
8.920e+003



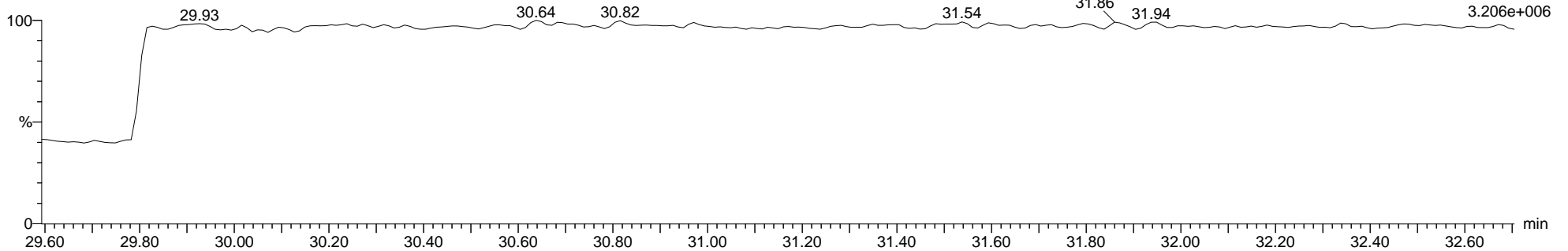
7-190912B22 Smooth(SG,1x1)  
DX L2336381-4

F2:Voltage SIR,EI+  
353.8576  
9.577e+003



7-190912B22 Smooth(SG,1x1)  
DX L2336381-4

F2:Voltage SIR,EI+  
366.9792  
3.206e+006





Dataset: C:\MassLynx\Dioxin.PRO\Result Files\7-190912B2-Q1-0913TP.qld

Last Altered: Friday, September 13, 2019 13:44:45 Eastern Daylight Time

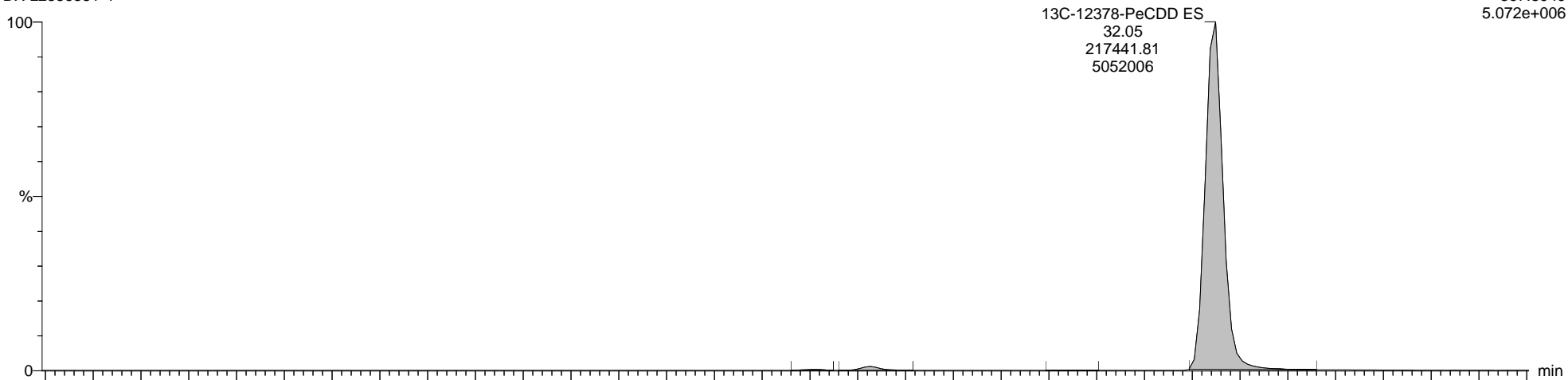
Printed: Monday, September 23, 2019 15:33:08 Eastern Daylight Time

Name: 7-190912B22, Date: 13-Sep-2019, Time: 06:16:07, ID: L2336381-4, Description: DX, Vial: Tray1:18

13C-12378-PeCDD ES

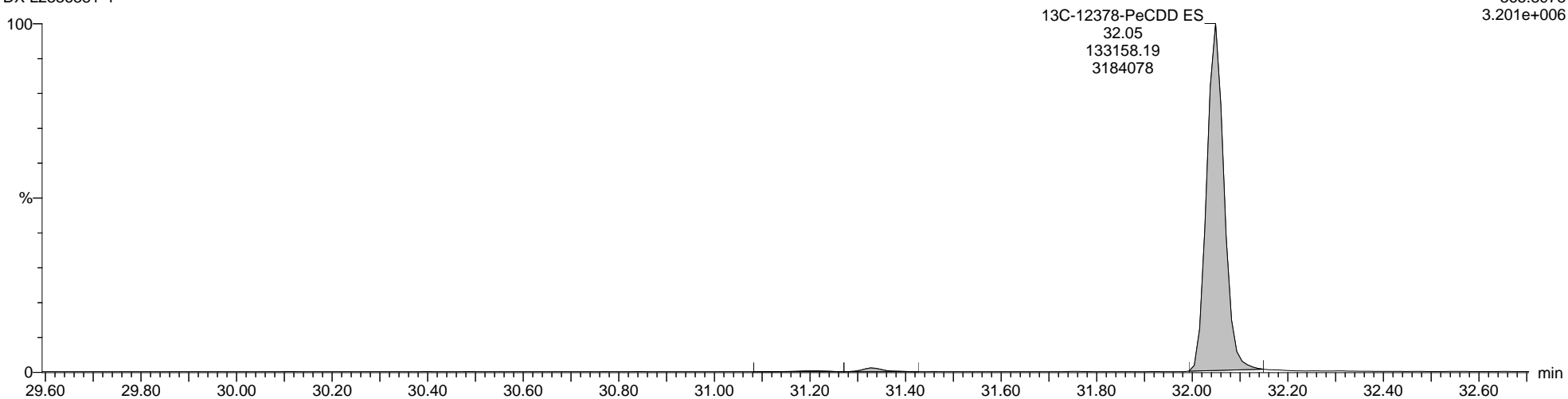
7-190912B22 Smooth(SG,1x1)  
DX L2336381-4

F2:Voltage SIR,EI+  
367.8949  
5.072e+006



7-190912B22 Smooth(SG,1x1)  
DX L2336381-4

F2:Voltage SIR,EI+  
365.8978  
3.201e+006



Quantify Sample Report MassLynx MassLynx V4.1 SCN 901

Dataset: C:\MassLynx\Dioxin.PRO\Result Files\7-190912B2-Q1-0913TP.qld

Last Altered: Friday, September 13, 2019 13:44:45 Eastern Daylight Time

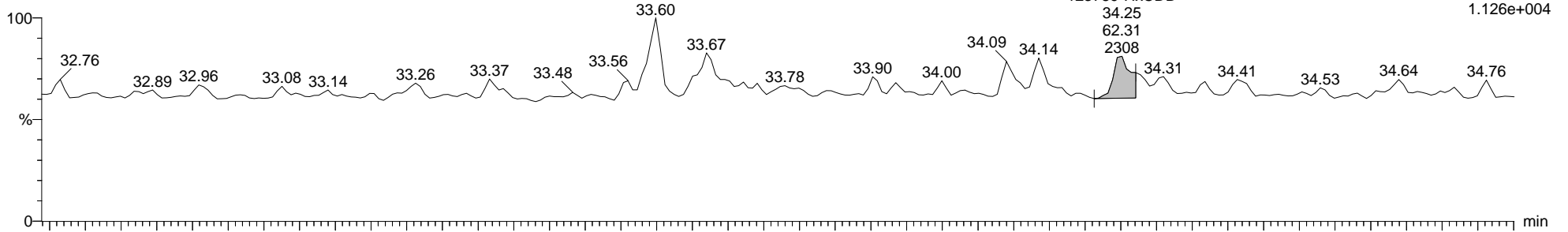
Printed: Monday, September 23, 2019 15:33:08 Eastern Daylight Time

Name: 7-190912B22, Date: 13-Sep-2019, Time: 06:16:07, ID: L2336381-4, Description: DX, Vial: Tray1:18

Total-Hexadioxins

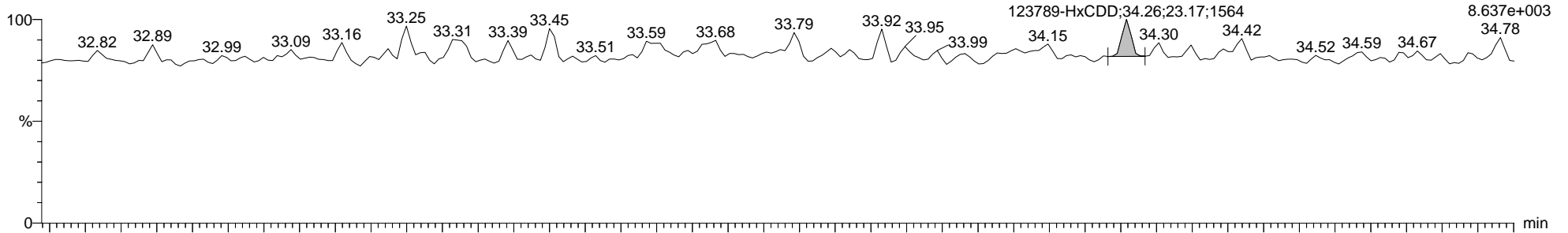
7-190912B22 Smooth(SG,1x1)  
DX L2336381-4

F3:Voltage SIR,EI+  
389.8157  
1.126e+004



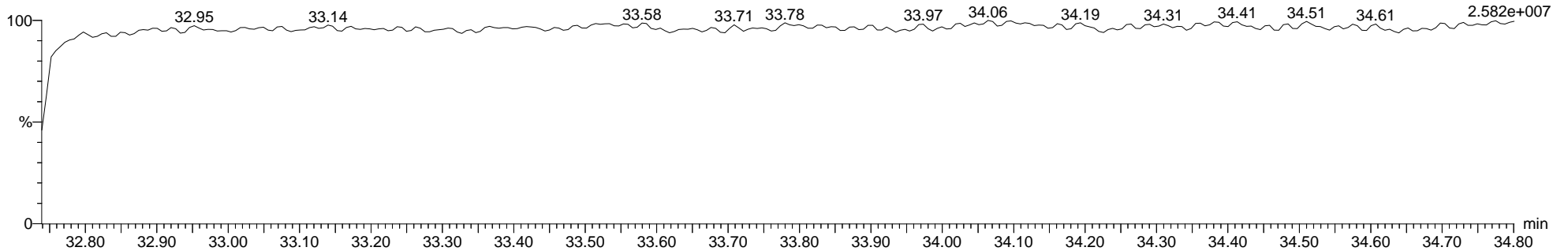
7-190912B22 Smooth(SG,1x1)  
DX L2336381-4

F3:Voltage SIR,EI+  
391.8127  
8.637e+003



7-190912B22 Smooth(SG,1x1)  
DX L2336381-4

F3:Voltage SIR,EI+  
380.9760  
2.582e+007



Dataset: C:\MassLynx\Dioxin.PRO\Result Files\7-190912B2-Q1-0913TP.qld

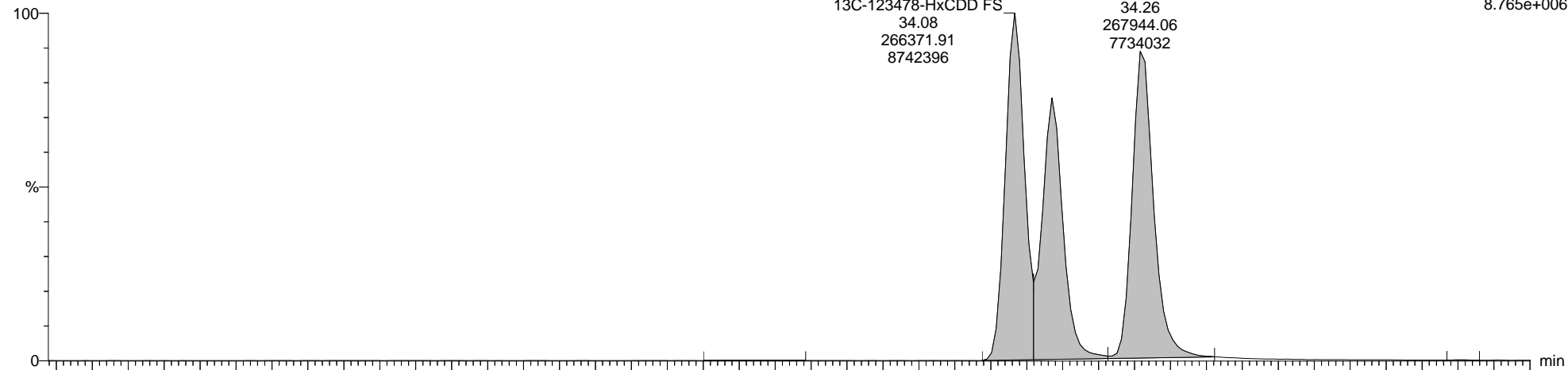
Last Altered: Friday, September 13, 2019 13:44:45 Eastern Daylight Time

Printed: Monday, September 23, 2019 15:33:08 Eastern Daylight Time

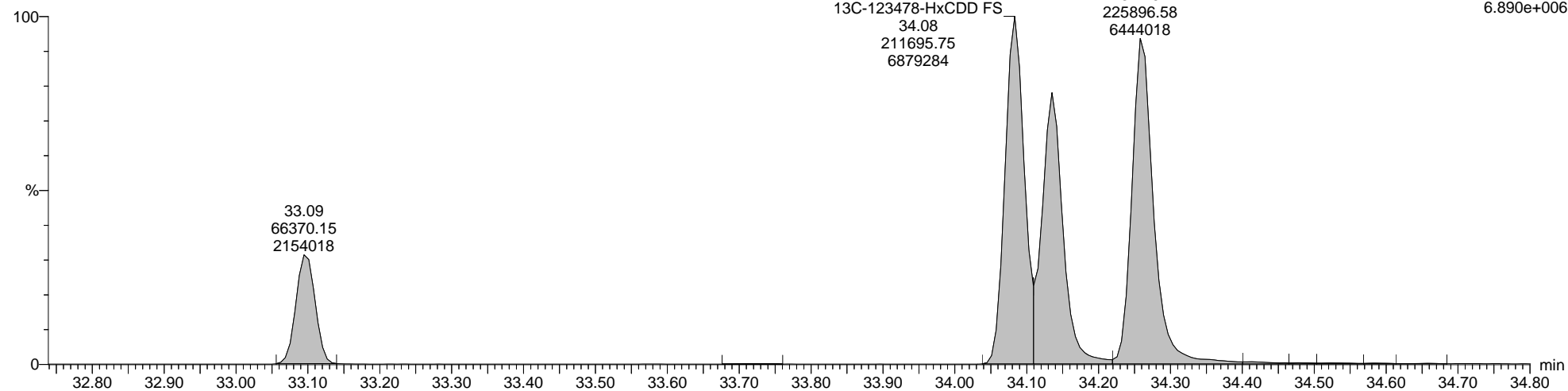
Name: 7-190912B22, Date: 13-Sep-2019, Time: 06:16:07, ID: L2336381-4, Description: DX, Vial: Tray1:18

13C-123678-HxCDD ES

7-190912B22 Smooth(SG,1x1)  
DX L2336381-4



7-190912B22 Smooth(SG,1x1)  
DX L2336381-4



Quantify Sample Report MassLynx MassLynx V4.1 SCN 901

Dataset: C:\MassLynx\Dioxin.PRO\Result Files\7-190912B2-Q1-0913TP.qld

Last Altered: Friday, September 13, 2019 13:44:45 Eastern Daylight Time

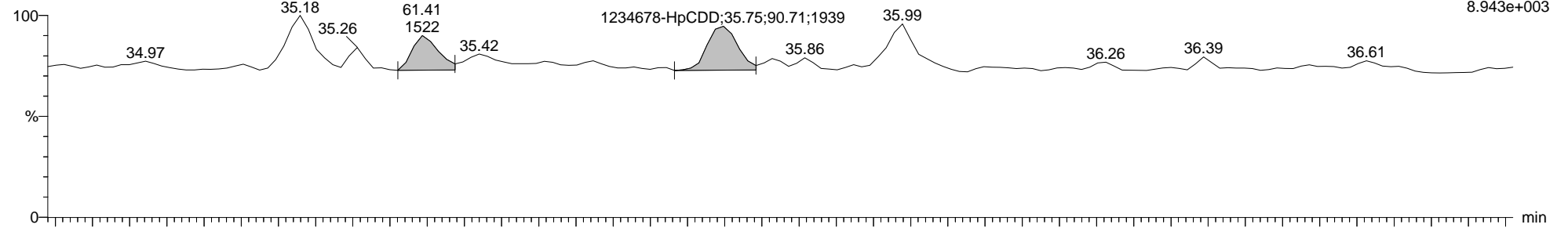
Printed: Monday, September 23, 2019 15:33:08 Eastern Daylight Time

Name: 7-190912B22, Date: 13-Sep-2019, Time: 06:16:07, ID: L2336381-4, Description: DX, Vial: Tray1:18

Total-Heptadioxins

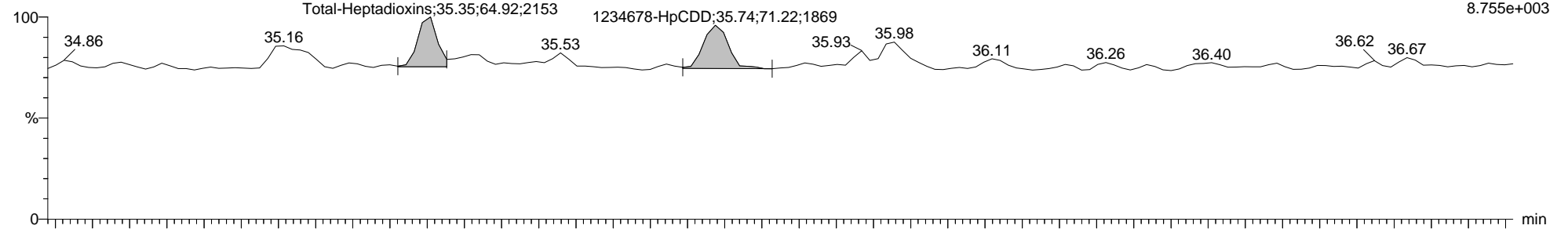
7-190912B22 Smooth(SG,1x1)  
DX L2336381-4

F4:Voltage SIR,EI+  
423.7766  
8.943e+003



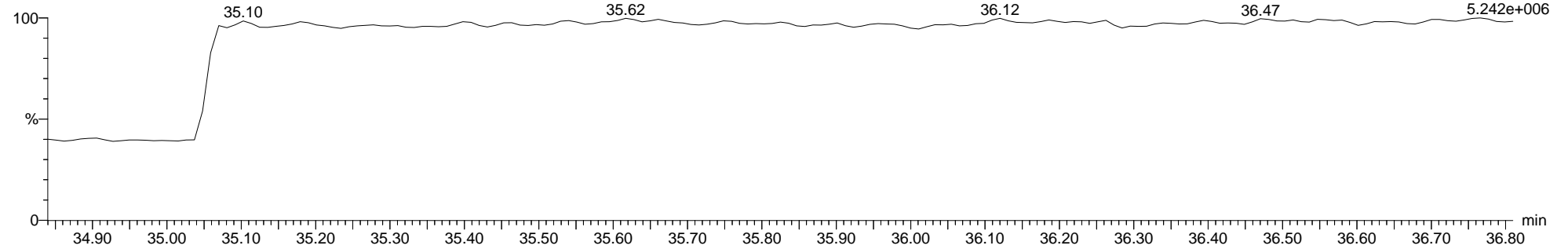
7-190912B22 Smooth(SG,1x1)  
DX L2336381-4

F4:Voltage SIR,EI+  
425.7737  
8.755e+003



7-190912B22 Smooth(SG,1x1)  
DX L2336381-4

F4:Voltage SIR,EI+  
454.9728  
5.242e+006



Quantify Sample Report MassLynx MassLynx V4.1 SCN 901

Dataset: C:\MassLynx\Dioxin.PRO\Result Files\7-190912B2-Q1-0913TP.qld

Last Altered: Friday, September 13, 2019 13:44:45 Eastern Daylight Time

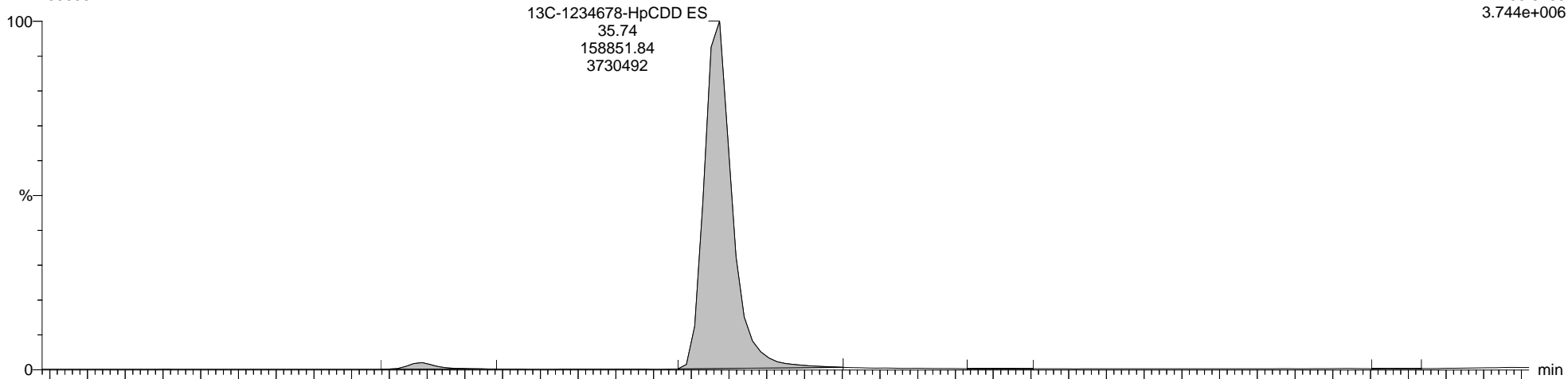
Printed: Monday, September 23, 2019 15:33:08 Eastern Daylight Time

Name: 7-190912B22, Date: 13-Sep-2019, Time: 06:16:07, ID: L2336381-4, Description: DX, Vial: Tray1:18

13C-1234678-HpCDD ES

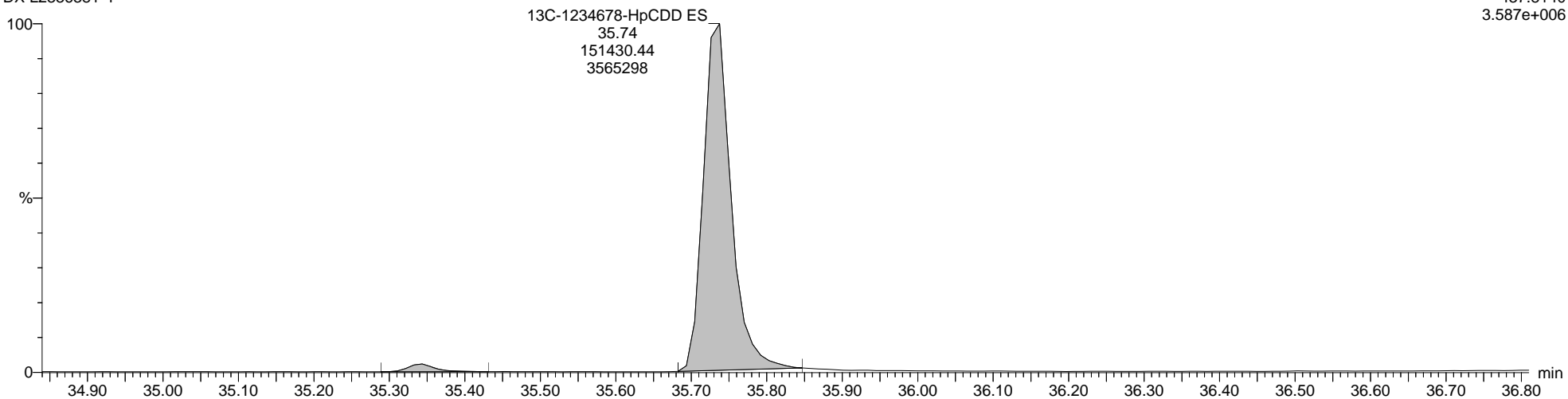
7-190912B22 Smooth(SG,1x1)  
DX L2336381-4

F4:Voltage SIR,EI+  
435.8169  
3.744e+006



7-190912B22 Smooth(SG,1x1)  
DX L2336381-4

F4:Voltage SIR,EI+  
437.8140  
3.587e+006



Quantify Sample Report MassLynx MassLynx V4.1 SCN 901

Dataset: C:\MassLynx\Dioxin.PRO\Result Files\7-190912B2-Q1-0913TP.qld

Last Altered: Friday, September 13, 2019 13:44:45 Eastern Daylight Time

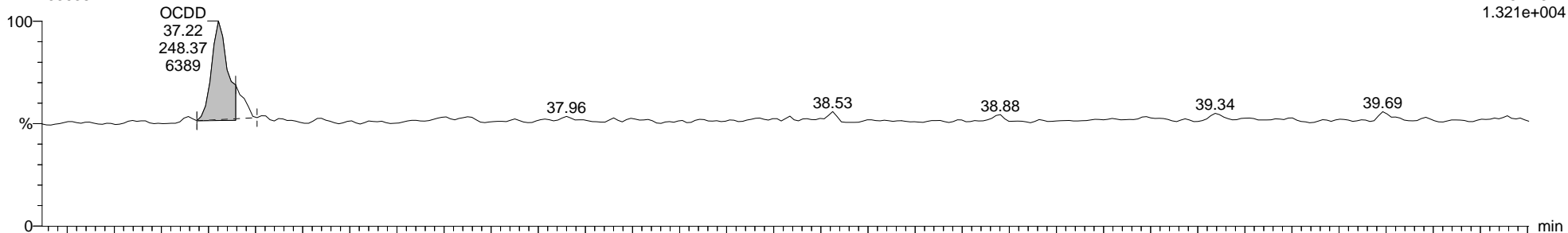
Printed: Monday, September 23, 2019 15:33:08 Eastern Daylight Time

Name: 7-190912B22, Date: 13-Sep-2019, Time: 06:16:07, ID: L2336381-4, Description: DX, Vial: Tray1:18

Total-OCDD

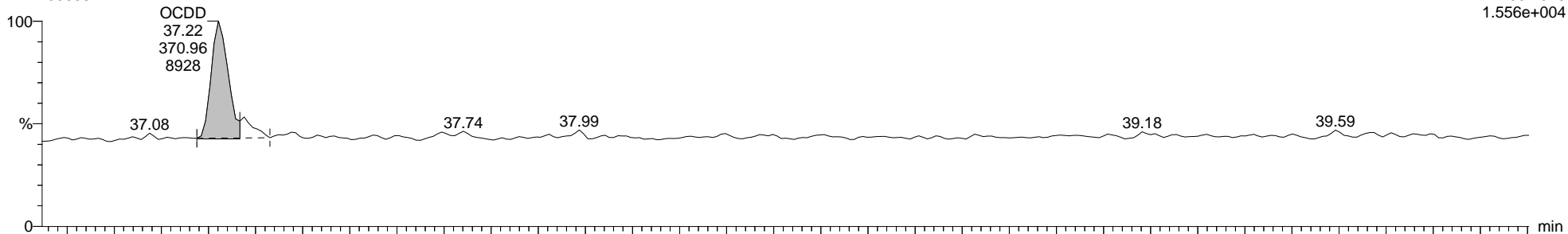
7-190912B22 Smooth(SG,1x1)  
DX L2336381-4

F5:Voltage SIR,EI+  
457.7377  
1.321e+004



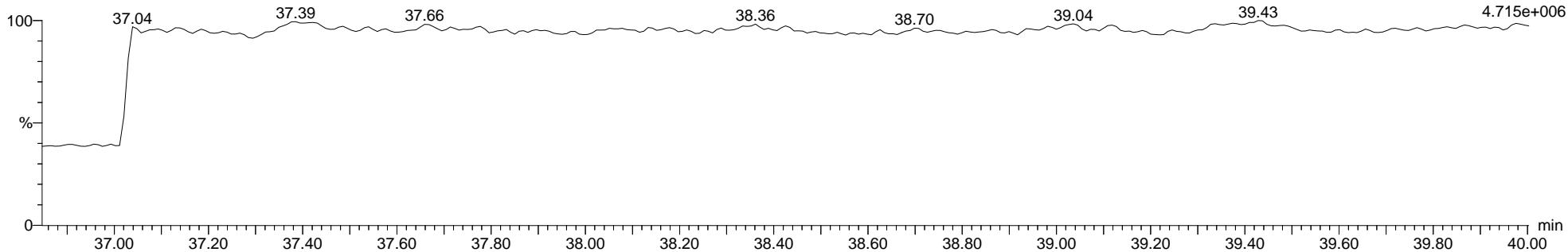
7-190912B22 Smooth(SG,1x1)  
DX L2336381-4

F5:Voltage SIR,EI+  
459.7348  
1.556e+004



7-190912B22 Smooth(SG,1x1)  
DX L2336381-4

F5:Voltage SIR,EI+  
454.9728  
4.715e+006



Quantify Sample Report MassLynx MassLynx V4.1 SCN 901

Dataset: C:\MassLynx\Dioxin.PRO\Result Files\7-190912B2-Q1-0913TP.qld

Last Altered: Friday, September 13, 2019 13:44:45 Eastern Daylight Time


Printed: Monday, September 23, 2019 15:33:08 Eastern Daylight Time

Name: 7-190912B22, Date: 13-Sep-2019, Time: 06:16:07, ID: L2336381-4, Description: DX, Vial: Tray1:18

13C-OCDD ES

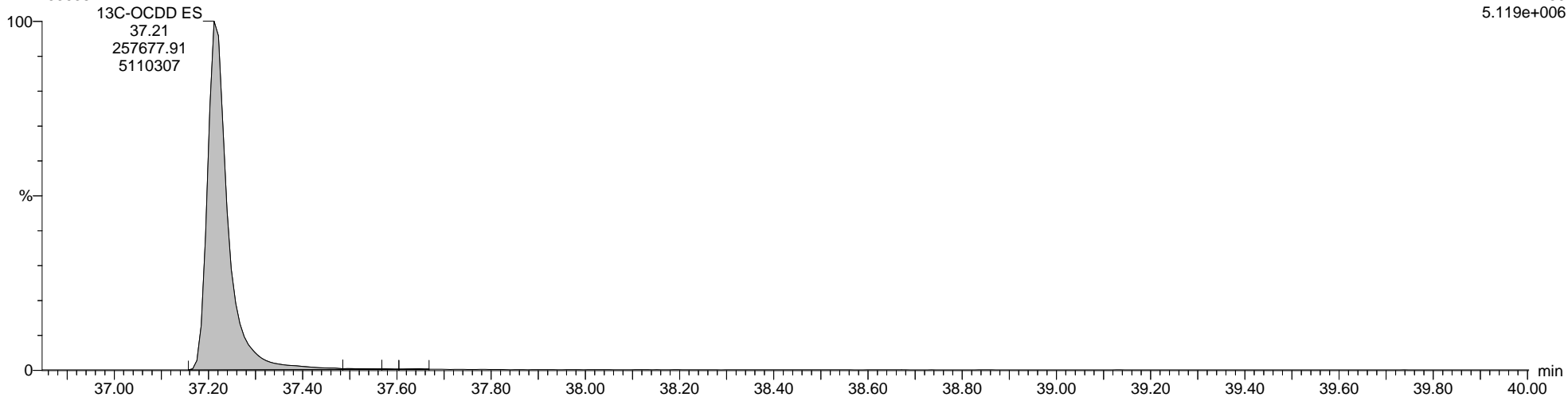
7-190912B22 Smooth(SG,1x1)  
DX L2336381-4

F5:Voltage SIR,EI+  
469.7779  
4.471e+006



7-190912B22 Smooth(SG,1x1)  
DX L2336381-4

F5:Voltage SIR,EI+  
471.7750  
5.119e+006



Quantify Sample Report MassLynx MassLynx V4.1 SCN 901

Dataset: C:\MassLynx\Dioxin.PRO\Result Files\7-190912B2-Q1-0913TP.qld

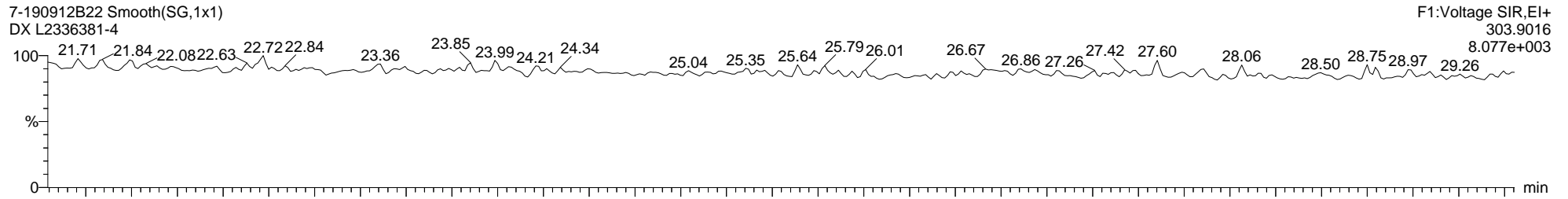
Last Altered: Friday, September 13, 2019 13:44:45 Eastern Daylight Time

Printed: Monday, September 23, 2019 15:33:08 Eastern Daylight Time

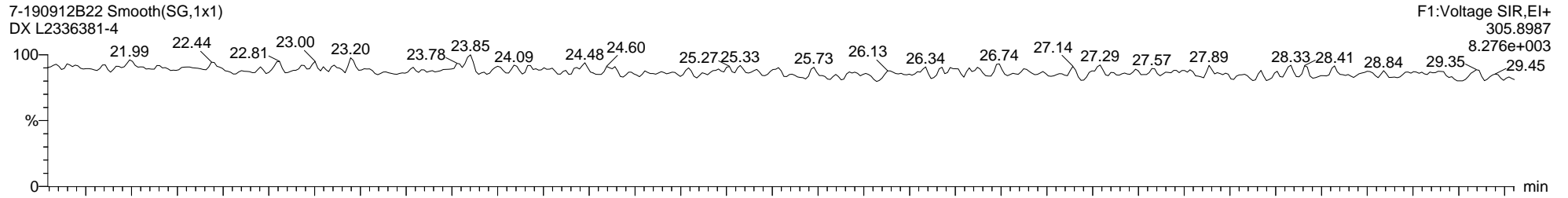
Name: 7-190912B22, Date: 13-Sep-2019, Time: 06:16:07, ID: L2336381-4, Description: DX, Vial: Tray1:18

Total-Tetrafurans

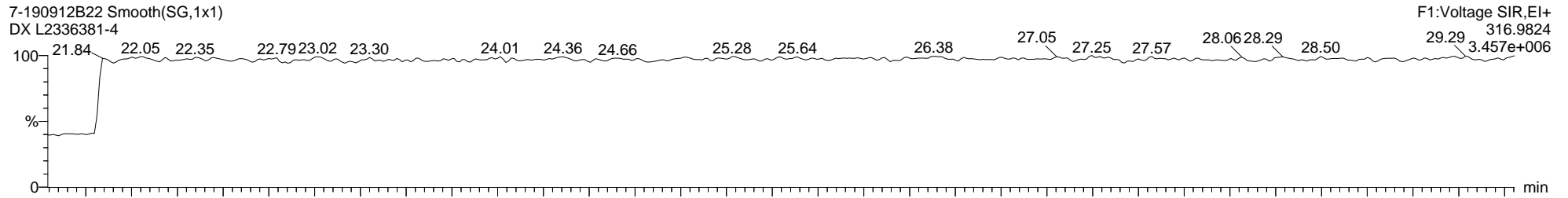
7-190912B22 Smooth(SG,1x1)  
DX L2336381-4



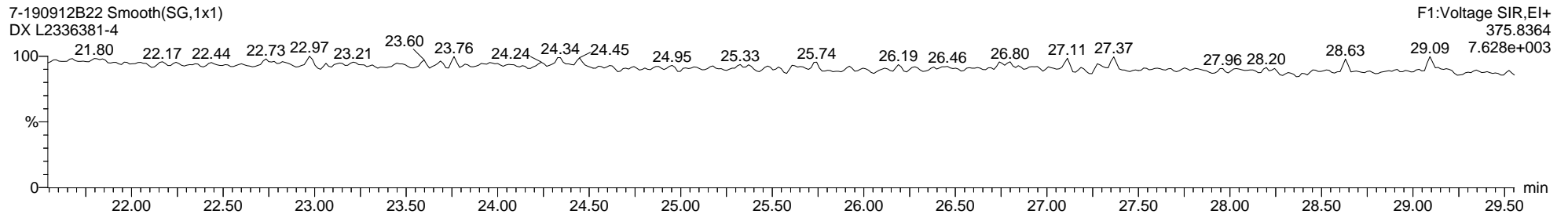
7-190912B22 Smooth(SG,1x1)  
DX L2336381-4



7-190912B22 Smooth(SG,1x1)  
DX L2336381-4



7-190912B22 Smooth(SG,1x1)  
DX L2336381-4





Quantify Sample Report      MassLynx MassLynx V4.1 SCN 901

Dataset:      C:\MassLynx\Dioxin.PRO\Result Files\7-190912B2-Q1-0913TP.qld

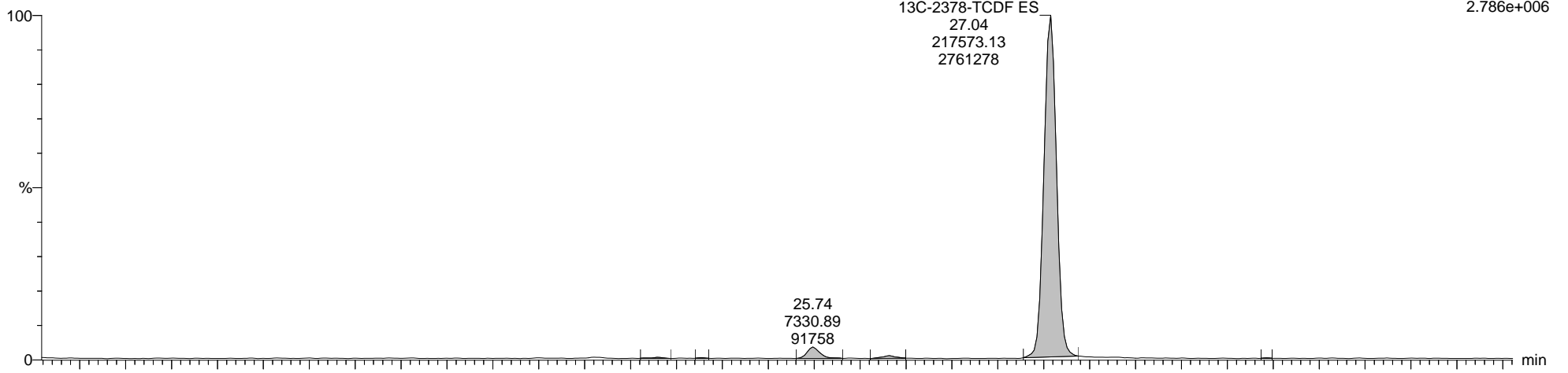
Last Altered:    Friday, September 13, 2019 13:44:45 Eastern Daylight Time  
Printed:        Monday, September 23, 2019 15:33:08 Eastern Daylight Time

Name: 7-190912B22, Date: 13-Sep-2019, Time: 06:16:07, ID: L2336381-4, Description: DX, Vial: Tray1:18

**13C-2378-TCDF ES**

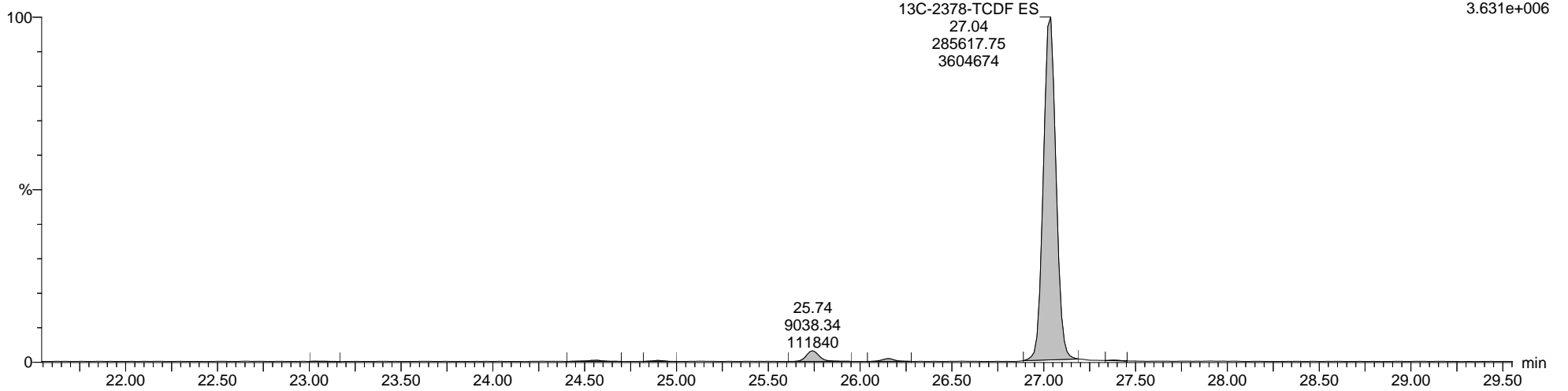
7-190912B22 Smooth(SG,1x1)  
DX L2336381-4

F1:Voltage SIR,EI+  
315.9419  
2.786e+006



7-190912B22 Smooth(SG,1x1)  
DX L2336381-4

F1:Voltage SIR,EI+  
317.9389  
3.631e+006



Quantify Sample Report MassLynx MassLynx V4.1 SCN 901

Dataset: C:\MassLynx\Dioxin.PRO\Result Files\7-190912B2-Q1-0913TP.qld

Last Altered: Friday, September 13, 2019 13:44:45 Eastern Daylight Time

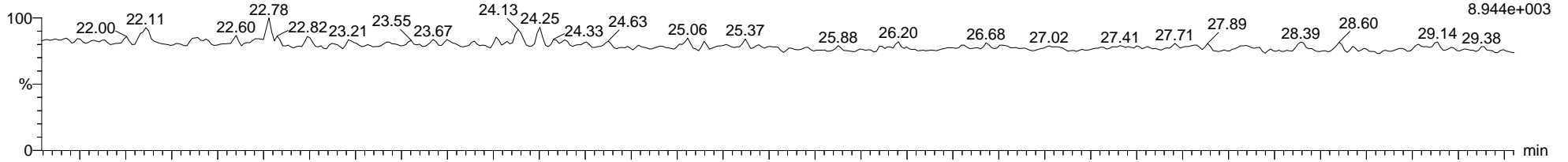
Printed: Monday, September 23, 2019 15:33:08 Eastern Daylight Time

Name: 7-190912B22, Date: 13-Sep-2019, Time: 06:16:07, ID: L2336381-4, Description: DX, Vial: Tray1:18

Total-PeCDF-F1

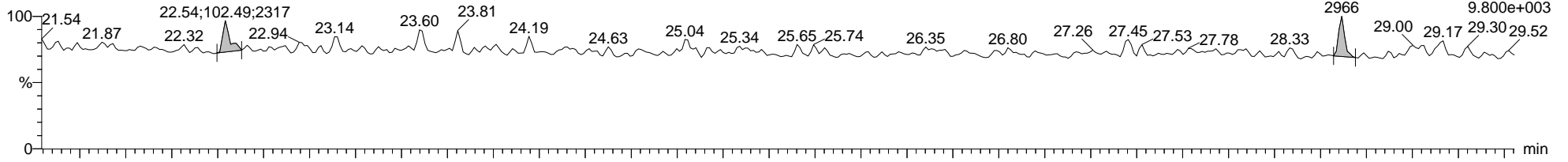
7-190912B22 Smooth(SG,1x1)  
DX L2336381-4

F1:Voltage SIR,EI+  
339.8597  
8.944e+003



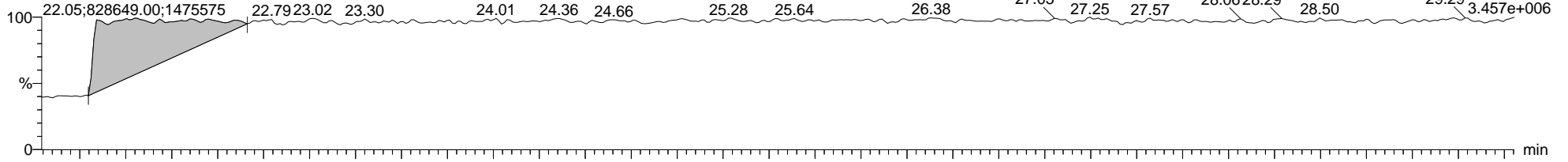
7-190912B22 Smooth(SG,1x1)  
DX L2336381-4

F1:Voltage SIR,EI+  
341.8567  
9.800e+003



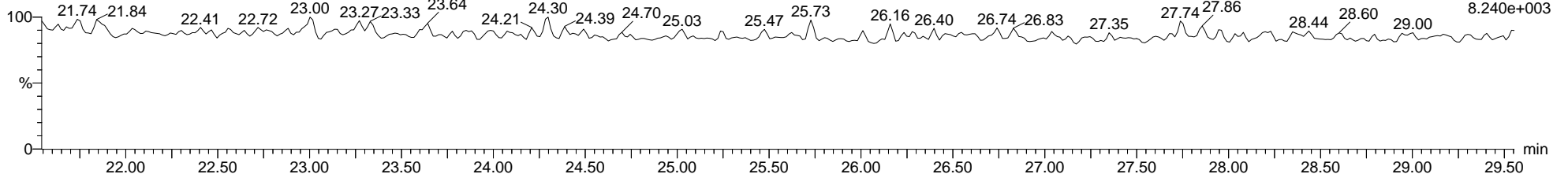
7-190912B22 Smooth(SG,1x1)  
DX L2336381-4

F1:Voltage SIR,EI+  
316.9824  
3.457e+006



7-190912B22 Smooth(SG,1x1)  
DX L2336381-4

F1:Voltage SIR,EI+  
409.7974  
8.240e+003



Quantify Sample Report MassLynx MassLynx V4.1 SCN 901

Dataset: C:\MassLynx\Dioxin.PRO\Result Files\7-190912B2-Q1-0913TP.qld

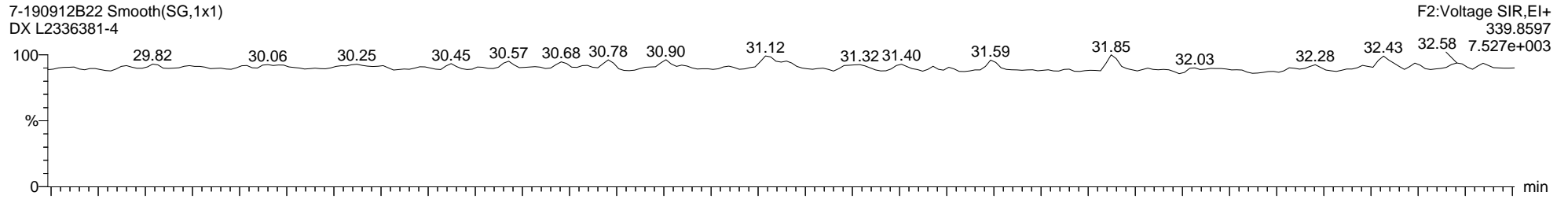
Last Altered: Friday, September 13, 2019 13:44:45 Eastern Daylight Time

Printed: Monday, September 23, 2019 15:33:08 Eastern Daylight Time

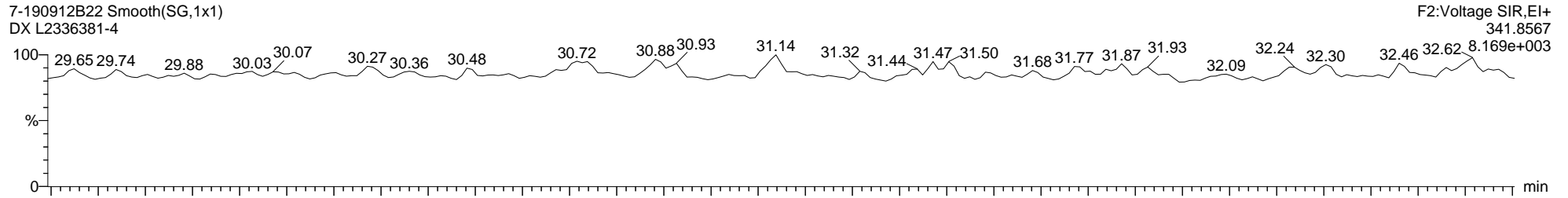
Name: 7-190912B22, Date: 13-Sep-2019, Time: 06:16:07, ID: L2336381-4, Description: DX, Vial: Tray1:18

Total-Pentafurans

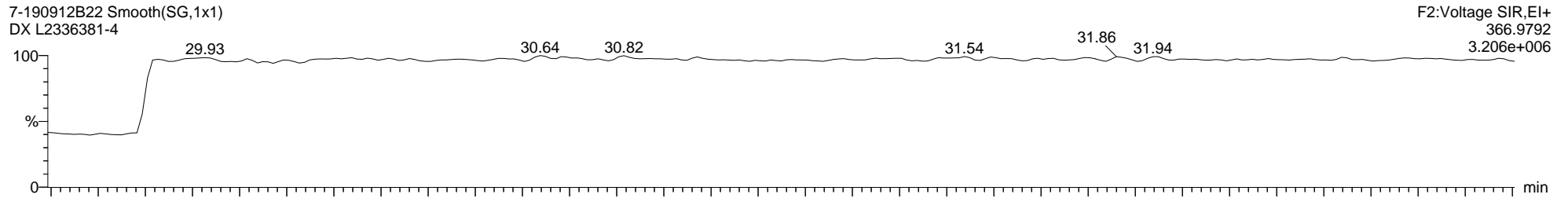
7-190912B22 Smooth(SG,1x1)  
DX L2336381-4



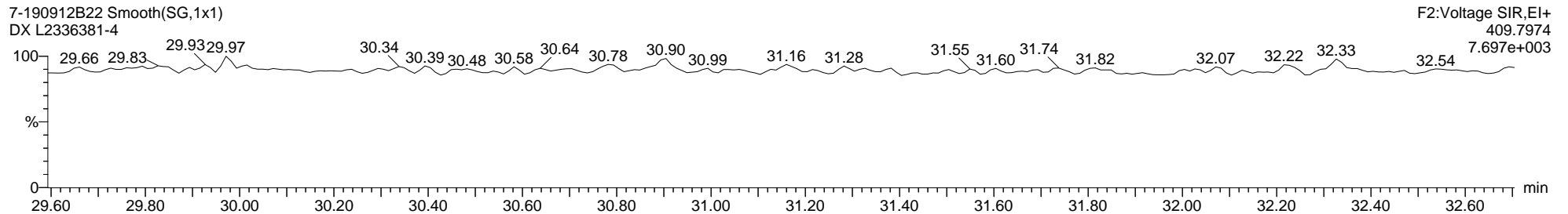
7-190912B22 Smooth(SG,1x1)  
DX L2336381-4



7-190912B22 Smooth(SG,1x1)  
DX L2336381-4



7-190912B22 Smooth(SG,1x1)  
DX L2336381-4



Quantify Sample Report

MassLynx MassLynx V4.1 SCN 901

Dataset: C:\MassLynx\Dioxin.PRO\Result Files\7-190912B2-Q1-0913TP.qld

Last Altered: Friday, September 13, 2019 13:44:45 Eastern Daylight Time

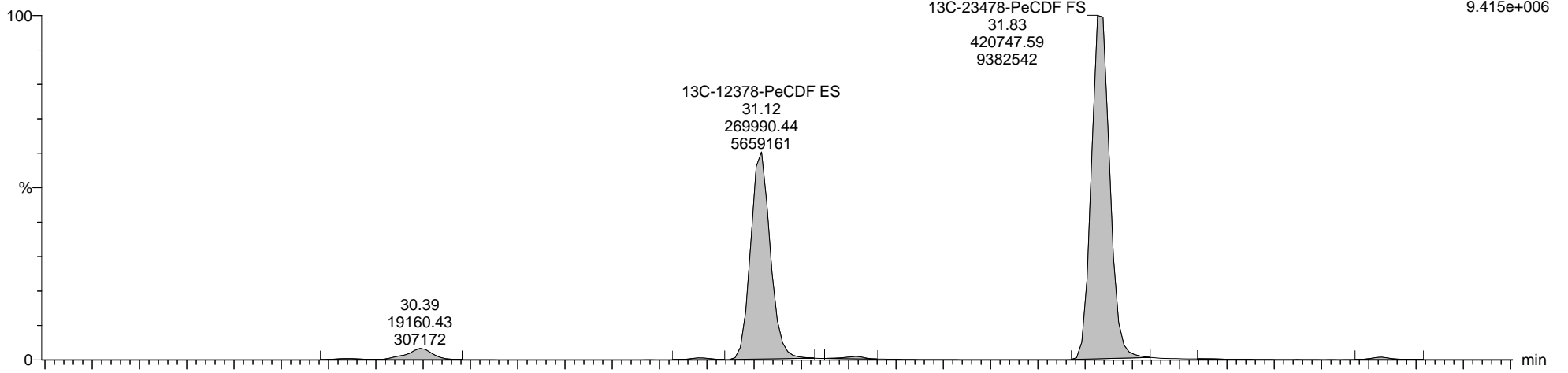
Printed: Monday, September 23, 2019 15:33:08 Eastern Daylight Time

Name: 7-190912B22, Date: 13-Sep-2019, Time: 06:16:07, ID: L2336381-4, Description: DX, Vial: Tray1:18

13C-12378-PeCDF ES

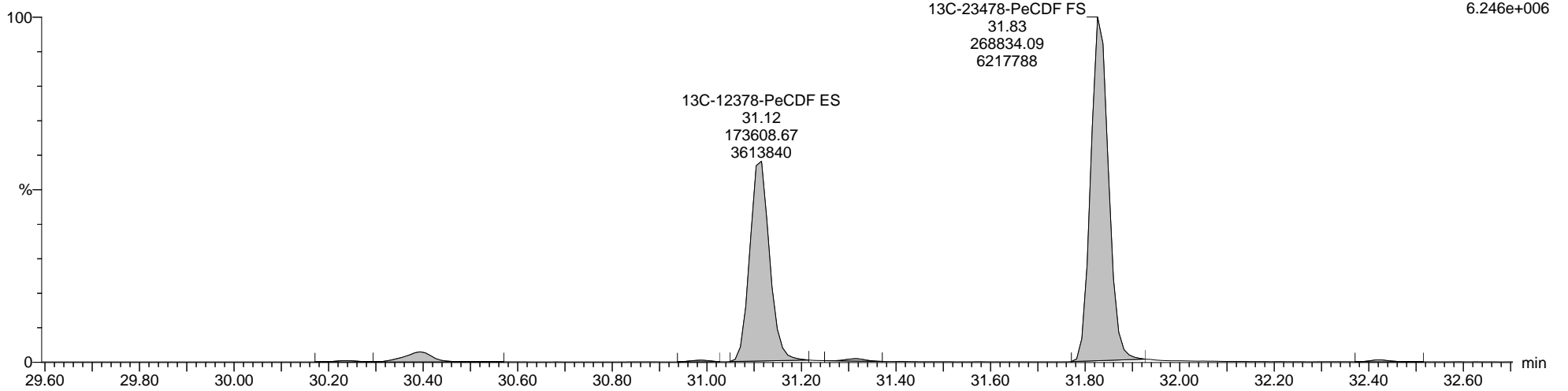
7-190912B22 Smooth(SG,1x1)  
DX L2336381-4

F2:Voltage SIR,EI+  
351.9000  
9.415e+006



7-190912B22 Smooth(SG,1x1)  
DX L2336381-4

F2:Voltage SIR,EI+  
353.8970  
6.246e+006



Quantify Sample Report MassLynx MassLynx V4.1 SCN 901

Dataset: C:\MassLynx\Dioxin.PRO\Result Files\7-190912B2-Q1-0913TP.qld

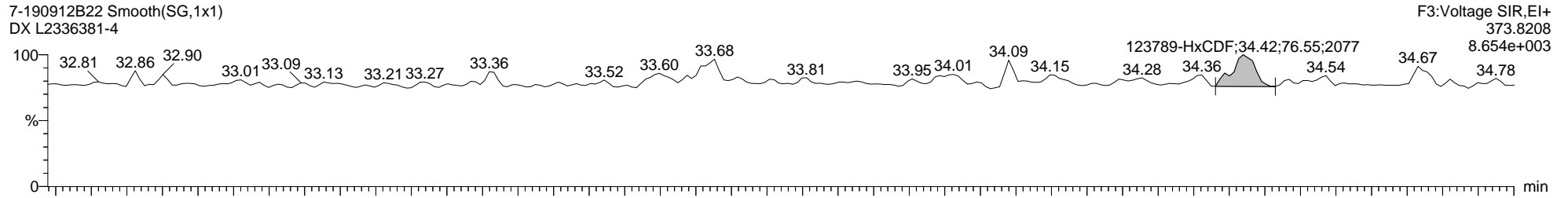
Last Altered: Friday, September 13, 2019 13:44:45 Eastern Daylight Time

Printed: Monday, September 23, 2019 15:33:08 Eastern Daylight Time

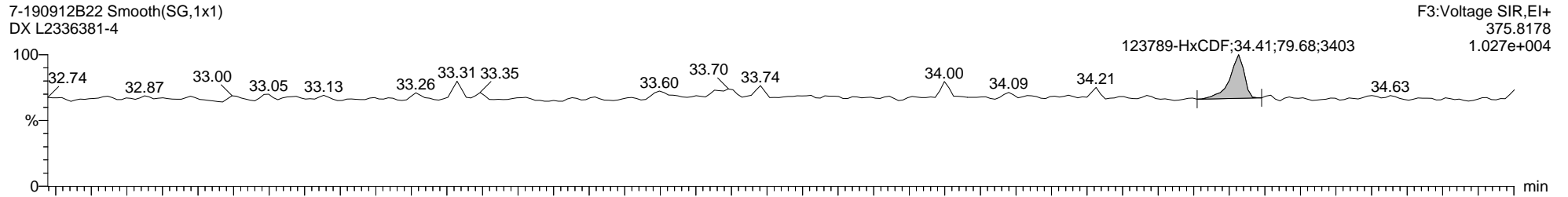
Name: 7-190912B22, Date: 13-Sep-2019, Time: 06:16:07, ID: L2336381-4, Description: DX, Vial: Tray1:18

Total-Hexafurans

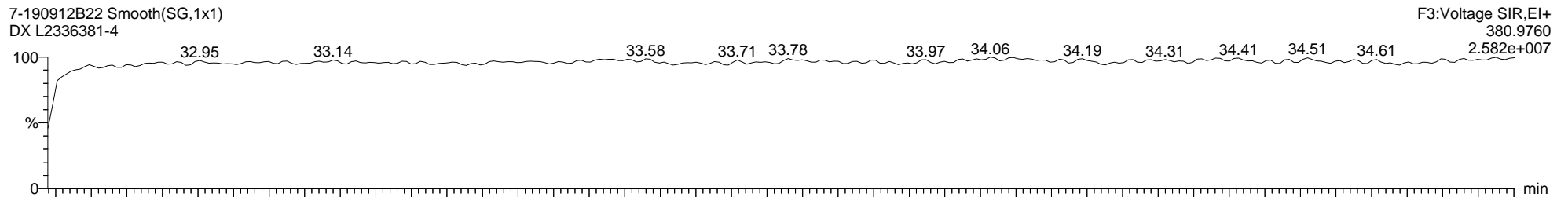
7-190912B22 Smooth(SG,1x1)  
DX L2336381-4



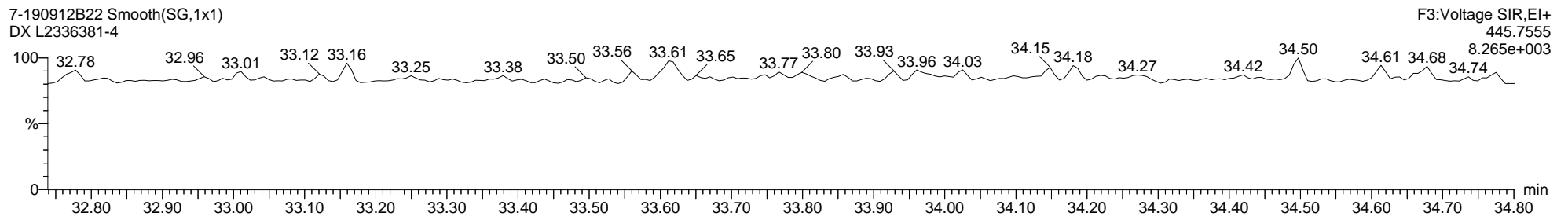
7-190912B22 Smooth(SG,1x1)  
DX L2336381-4



7-190912B22 Smooth(SG,1x1)  
DX L2336381-4



7-190912B22 Smooth(SG,1x1)  
DX L2336381-4



Quantify Sample Report MassLynx MassLynx V4.1 SCN 901

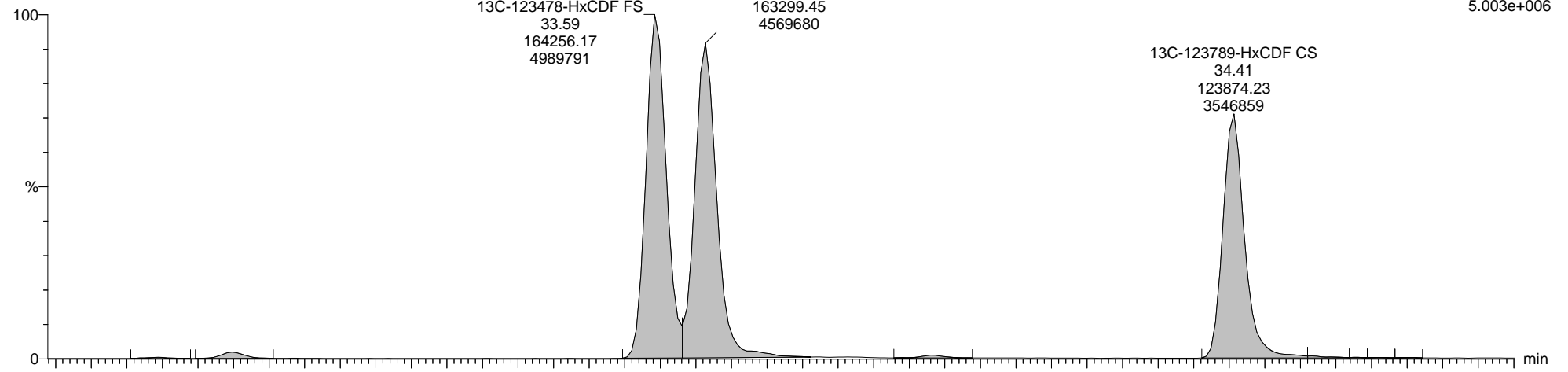
Dataset: C:\MassLynx\Dioxin.PRO\Result Files\7-190912B2-Q1-0913TP.qld

Last Altered: Friday, September 13, 2019 13:44:45 Eastern Daylight Time  
Printed: Monday, September 23, 2019 15:33:08 Eastern Daylight Time

Name: 7-190912B22, Date: 13-Sep-2019, Time: 06:16:07, ID: L2336381-4, Description: DX, Vial: Tray1:18

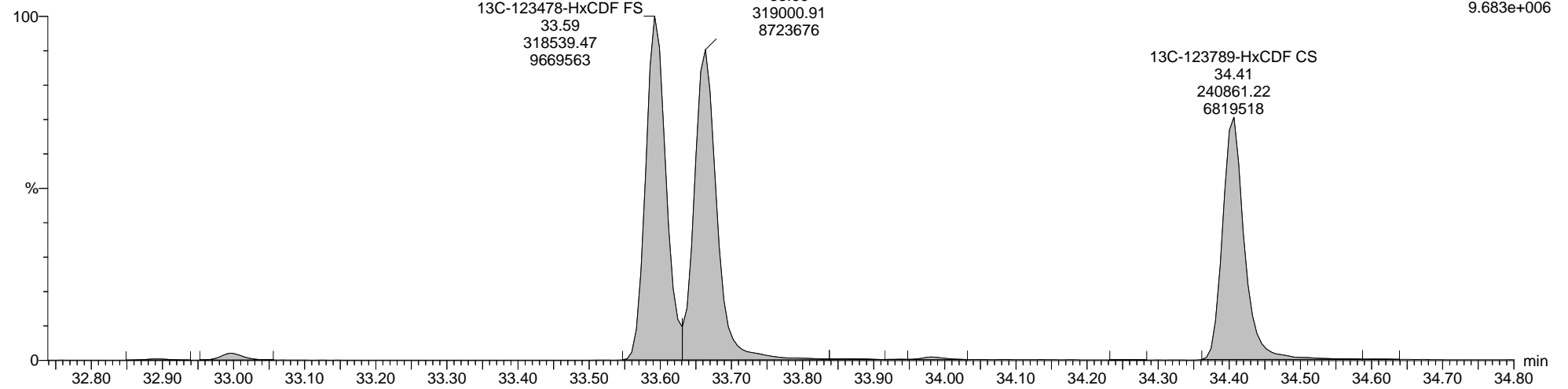
13C-123678-HxCDF ES

7-190912B22 Smooth(SG,1x1)  
DX L2336381-4



F3:Voltage SIR,EI+  
383.8639  
5.003e+006

7-190912B22 Smooth(SG,1x1)  
DX L2336381-4



F3:Voltage SIR,EI+  
385.8610  
9.683e+006

Quantify Sample Report MassLynx MassLynx V4.1 SCN 901

Dataset: C:\MassLynx\Dioxin.PRO\Result Files\7-190912B2-Q1-0913TP.qld

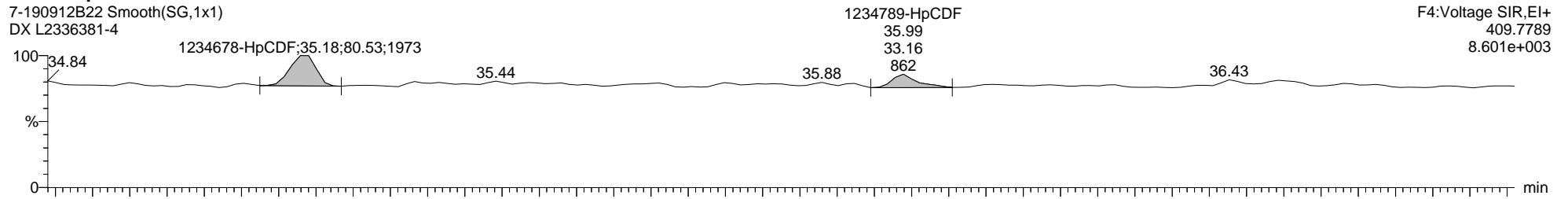
Last Altered: Friday, September 13, 2019 13:44:45 Eastern Daylight Time

Printed: Monday, September 23, 2019 15:33:08 Eastern Daylight Time

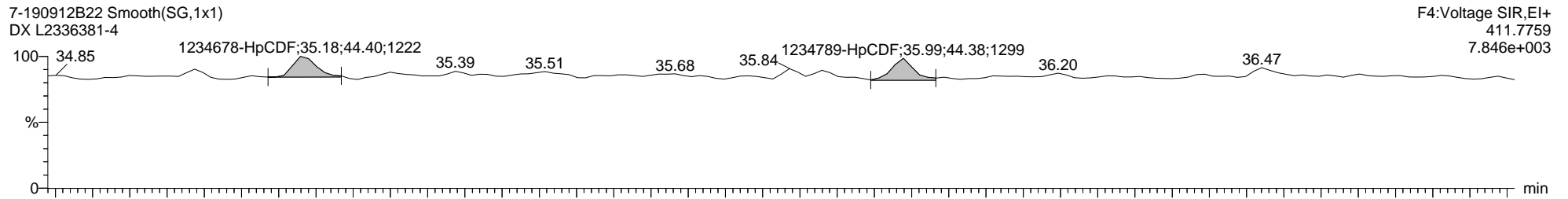
Name: 7-190912B22, Date: 13-Sep-2019, Time: 06:16:07, ID: L2336381-4, Description: DX, Vial: Tray1:18

Total-Heptafurans

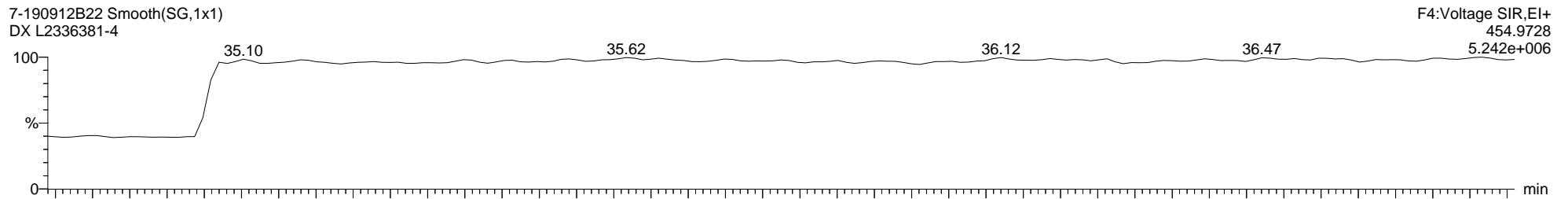
7-190912B22 Smooth(SG,1x1)  
DX L2336381-4



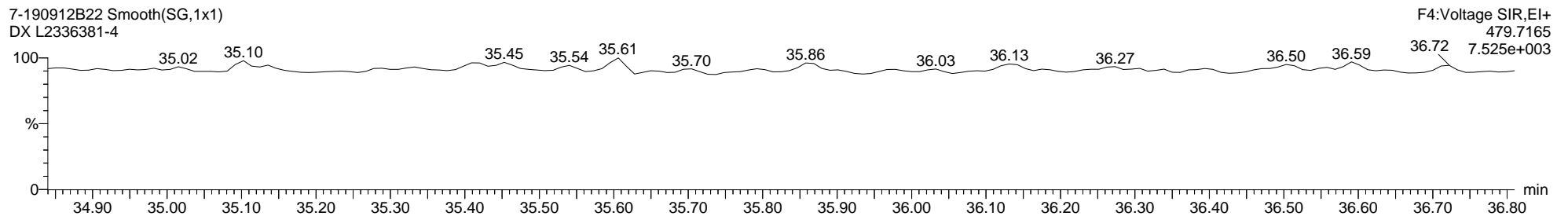
7-190912B22 Smooth(SG,1x1)  
DX L2336381-4



7-190912B22 Smooth(SG,1x1)  
DX L2336381-4



7-190912B22 Smooth(SG,1x1)  
DX L2336381-4



Quantify Sample Report MassLynx MassLynx V4.1 SCN 901

Dataset: C:\MassLynx\Dioxin.PRO\Result Files\7-190912B2-Q1-0913TP.qld

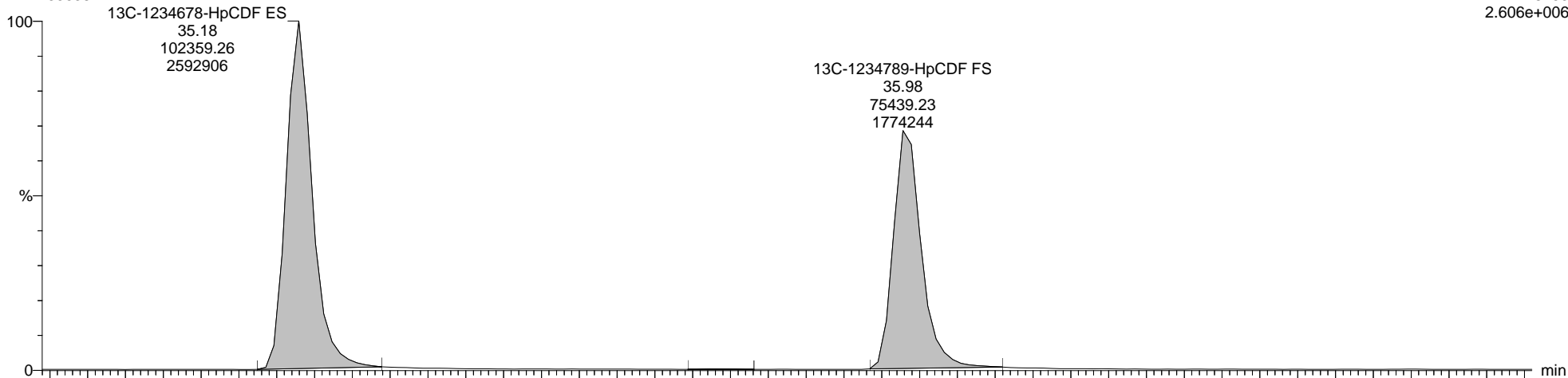
Last Altered: Friday, September 13, 2019 13:44:45 Eastern Daylight Time  
Printed: Monday, September 23, 2019 15:33:08 Eastern Daylight Time

Name: 7-190912B22, Date: 13-Sep-2019, Time: 06:16:07, ID: L2336381-4, Description: DX, Vial: Tray1:18

13C-1234678-HpCDF ES

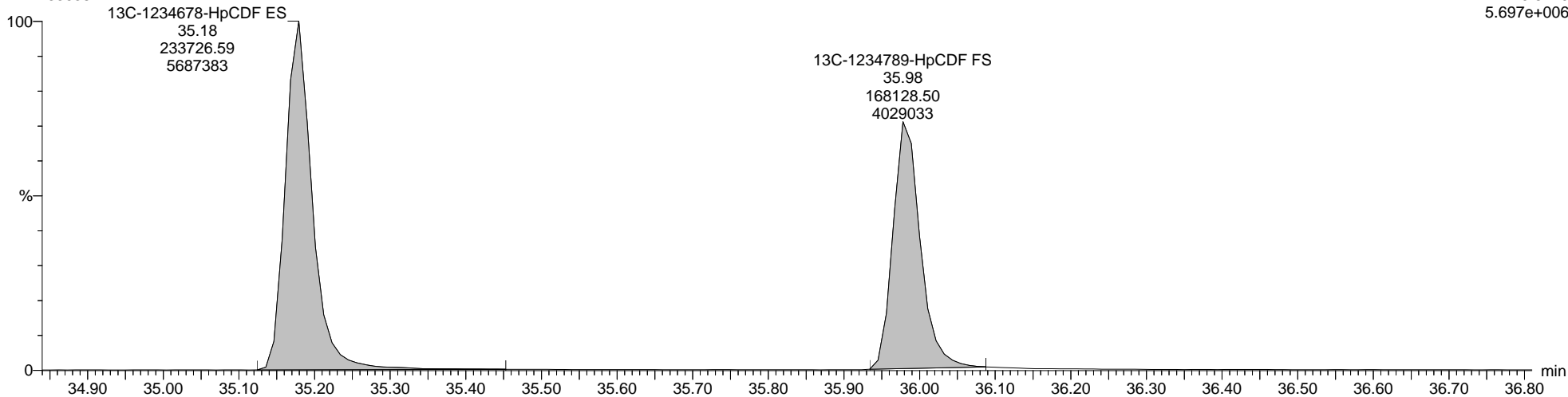
7-190912B22 Smooth(SG,1x1)  
DX L2336381-4

F4:Voltage SIR,EI+  
417.8253  
2.606e+006



7-190912B22 Smooth(SG,1x1)  
DX L2336381-4

F4:Voltage SIR,EI+  
419.8220  
5.697e+006





Quantify Sample Report MassLynx MassLynx V4.1 SCN 901

Dataset: C:\MassLynx\Dioxin.PRO\Result Files\7-190912B2-Q1-0913TP.qld

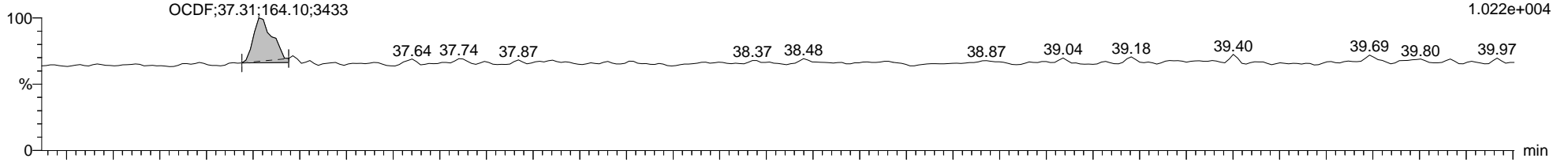
Last Altered: Friday, September 13, 2019 13:44:45 Eastern Daylight Time  
Printed: Monday, September 23, 2019 15:33:08 Eastern Daylight Time

Name: 7-190912B22, Date: 13-Sep-2019, Time: 06:16:07, ID: L2336381-4, Description: DX, Vial: Tray1:18

Totals-OCDF

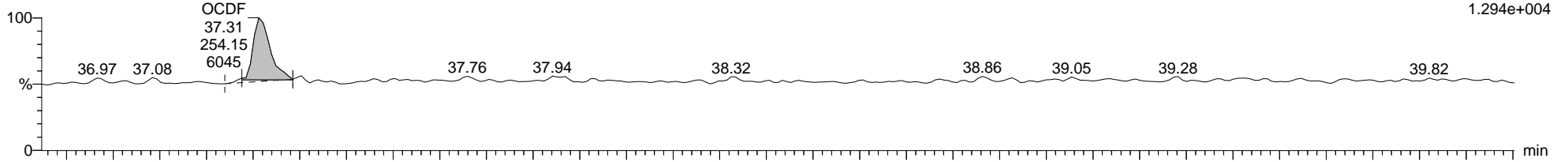
7-190912B22 Smooth(SG,1x1)  
DX L2336381-4

F5:Voltage SIR,EI+  
441.7428  
1.022e+004



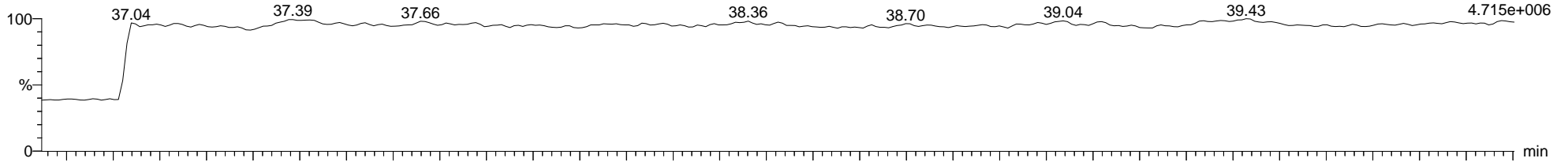
7-190912B22 Smooth(SG,1x1)  
DX L2336381-4

F5:Voltage SIR,EI+  
443.7398  
1.294e+004



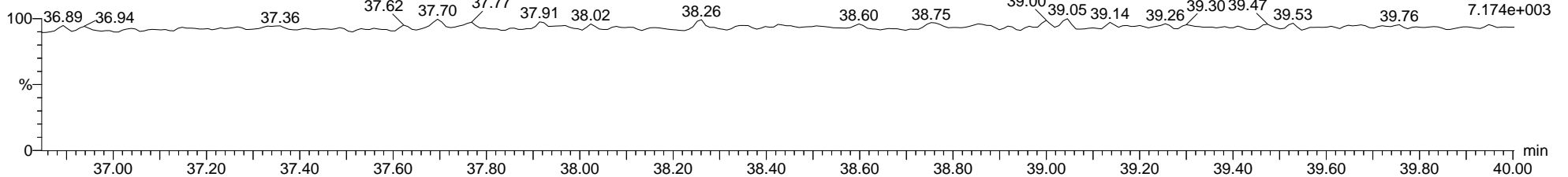
7-190912B22 Smooth(SG,1x1)  
DX L2336381-4

F5:Voltage SIR,EI+  
454.9728  
4.715e+006



7-190912B22 Smooth(SG,1x1)  
DX L2336381-4

F5:Voltage SIR,EI+  
513.6775  
7.174e+003



Quantify Sample Report MassLynx MassLynx V4.1 SCN 901

Dataset: C:\MassLynx\Dioxin.PRO\Result Files\7-190912B2-Q1-0913TP.qld

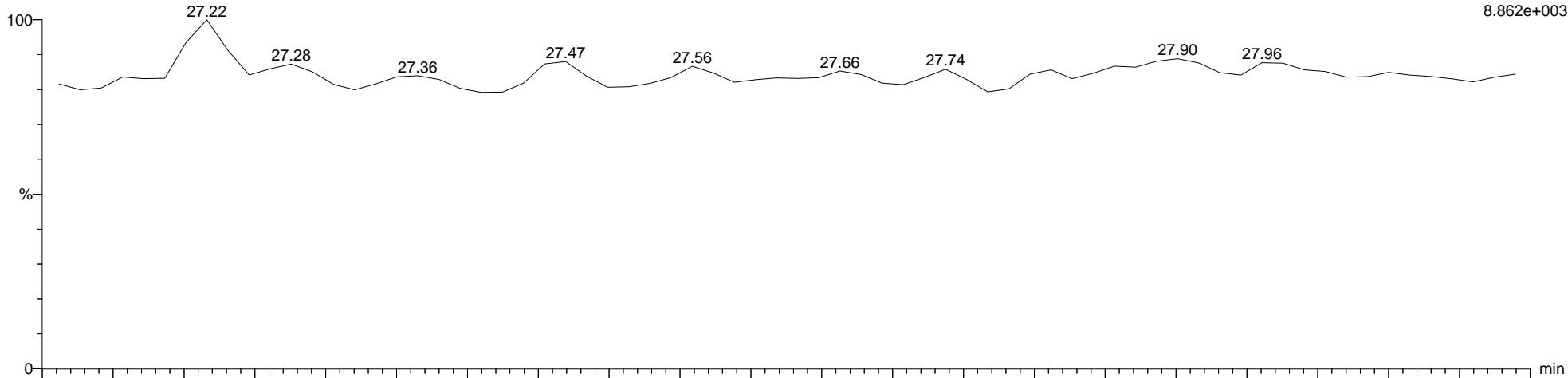
Last Altered: Friday, September 13, 2019 13:44:45 Eastern Daylight Time  
Printed: Monday, September 23, 2019 15:33:08 Eastern Daylight Time

Name: 7-190912B23, Date: 13-Sep-2019, Time: 06:58:16, ID: L2336381-5, Description: DX, Vial: Tray1:19

2378-TCDD

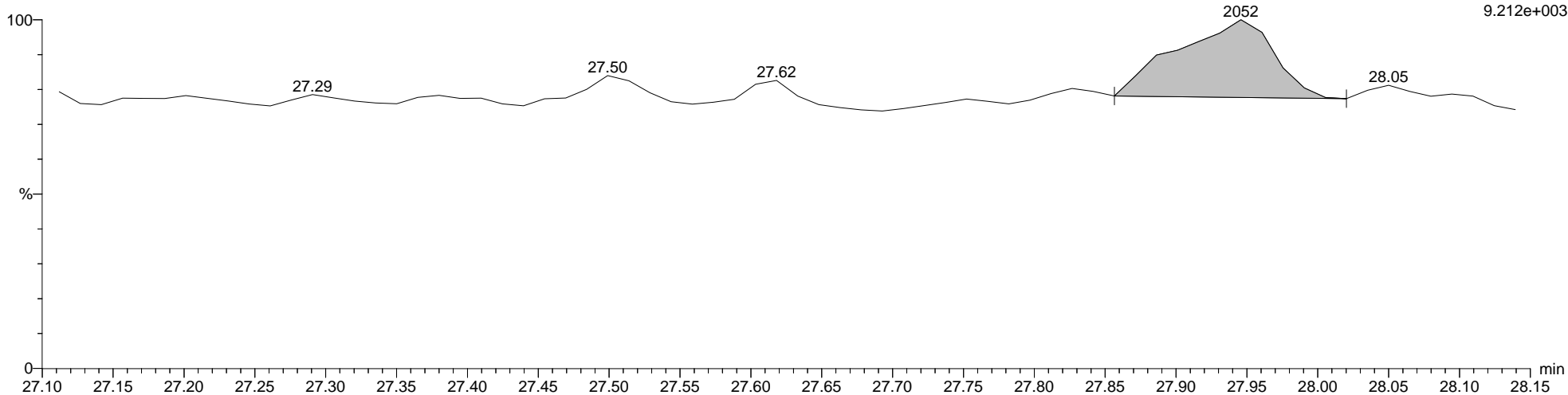
7-190912B23 Smooth(SG,1x1)  
DX L2336381-5

F1:Voltage SIR,EI+  
319.8965  
8.862e+003



7-190912B23 Smooth(SG,1x1)  
DX L2336381-5

F1:Voltage SIR,EI+  
321.8936  
9.212e+003



Quantify Sample Report MassLynx MassLynx V4.1 SCN 901

Dataset: C:\MassLynx\Dioxin.PRO\Result Files\7-190912B2-Q1-0913TP.qld

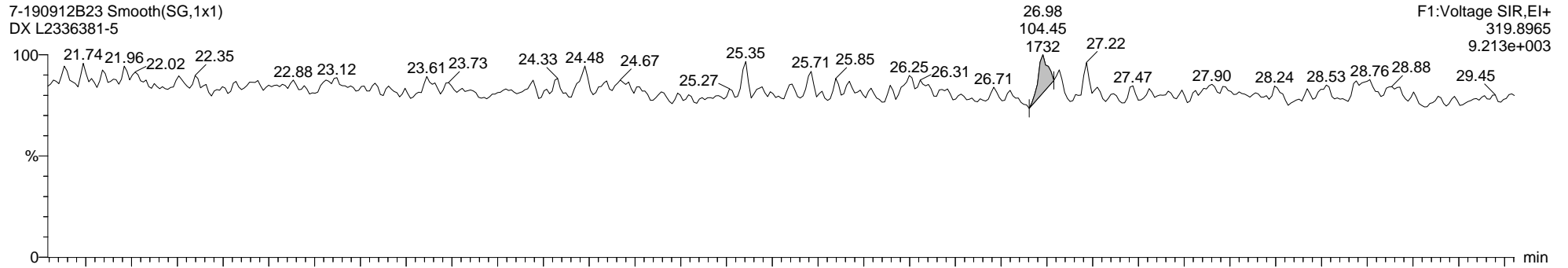
Last Altered: Friday, September 13, 2019 13:44:45 Eastern Daylight Time

Printed: Monday, September 23, 2019 15:33:08 Eastern Daylight Time

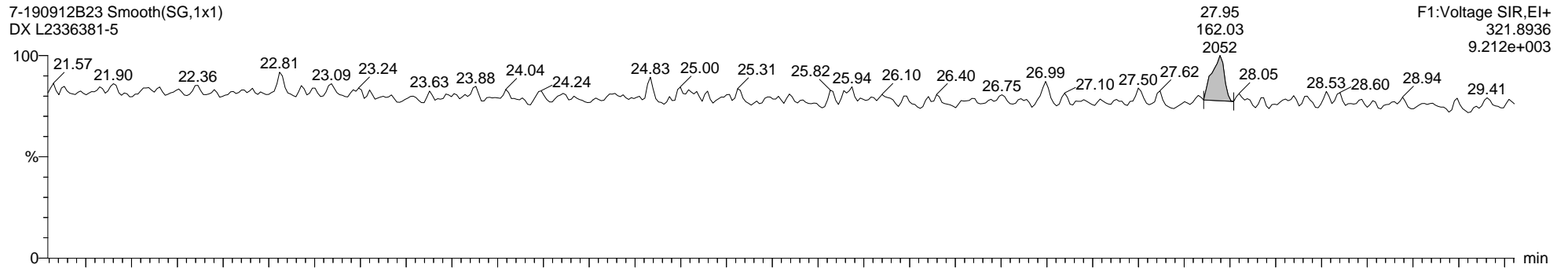
Name: 7-190912B23, Date: 13-Sep-2019, Time: 06:58:16, ID: L2336381-5, Description: DX, Vial: Tray1:19

Total-Tetradoxins

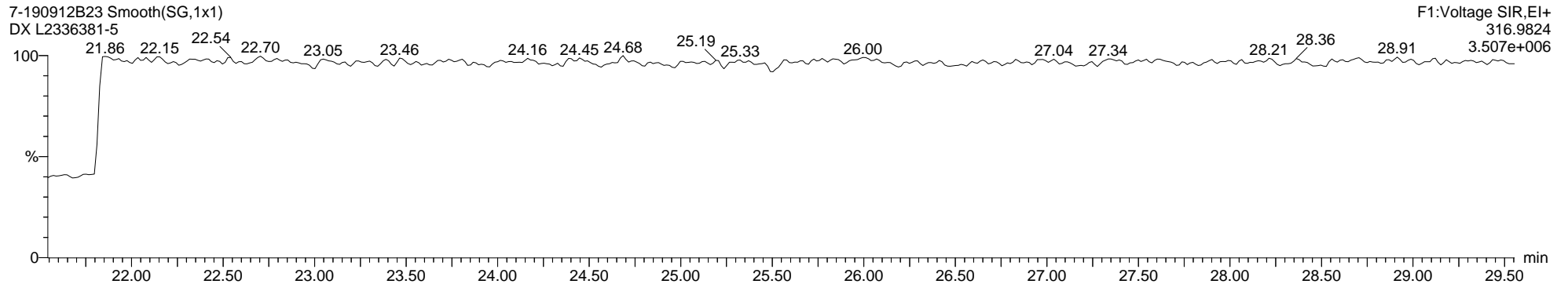
7-190912B23 Smooth(SG,1x1)  
DX L2336381-5



7-190912B23 Smooth(SG,1x1)  
DX L2336381-5



7-190912B23 Smooth(SG,1x1)  
DX L2336381-5



Dataset: C:\MassLynx\Dioxin.PRO\Result Files\7-190912B2-Q1-0913TP.qld

Last Altered: Friday, September 13, 2019 13:44:45 Eastern Daylight Time


Printed: Monday, September 23, 2019 15:33:08 Eastern Daylight Time

Name: 7-190912B23, Date: 13-Sep-2019, Time: 06:58:16, ID: L2336381-5, Description: DX, Vial: Tray1:19

13C-2378-TCDD ES

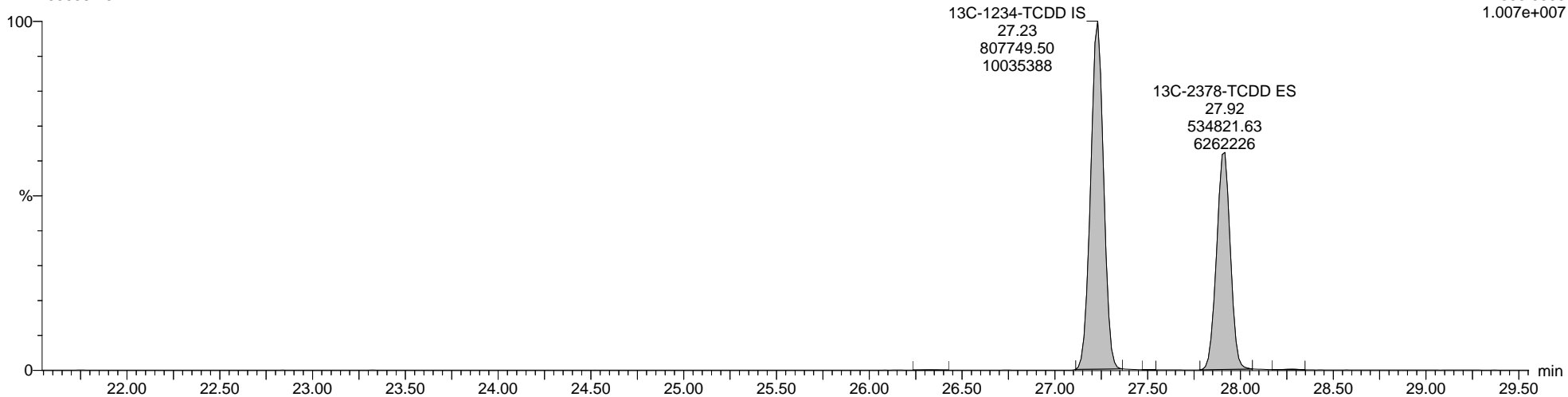
7-190912B23 Smooth(SG,1x1)  
DX L2336381-5

F1:Voltage SIR,EI+  
331.9368  
7.973e+006



7-190912B23 Smooth(SG,1x1)  
DX L2336381-5

F1:Voltage SIR,EI+  
333.9339  
1.007e+007



Quantify Sample Report MassLynx MassLynx V4.1 SCN 901

Dataset: C:\MassLynx\Dioxin.PRO\Result Files\7-190912B2-Q1-0913TP.qld

Last Altered: Friday, September 13, 2019 13:44:45 Eastern Daylight Time


Printed: Monday, September 23, 2019 15:33:08 Eastern Daylight Time

Name: 7-190912B23, Date: 13-Sep-2019, Time: 06:58:16, ID: L2336381-5, Description: DX, Vial: Tray1:19

Totals-37Cl-2378-TCDD

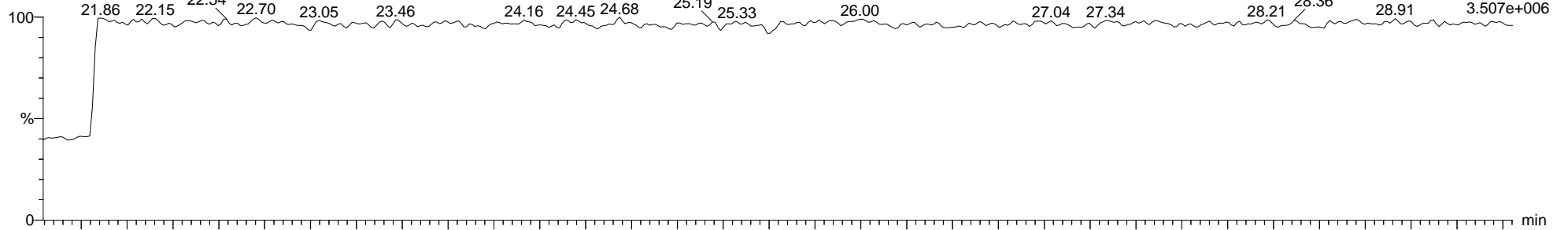
7-190912B23 Smooth(SG,1x1)  
DX L2336381-5

F1:Voltage SIR,EI+  
327.8847  
1.481e+006



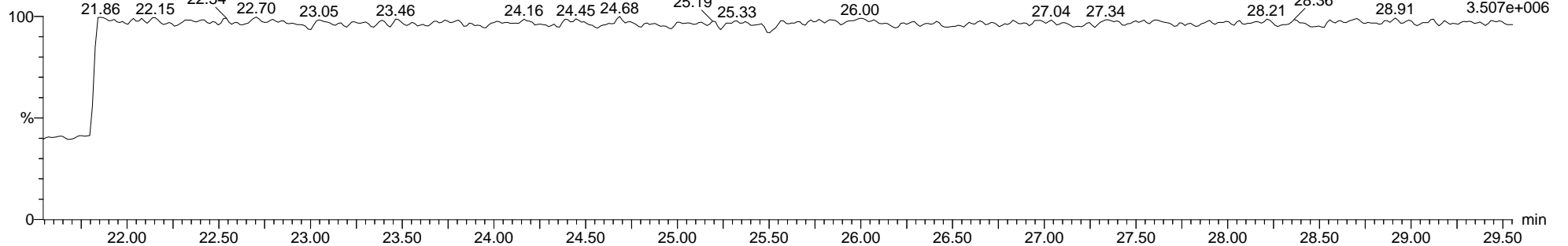
7-190912B23 Smooth(SG,1x1)  
DX L2336381-5

F1:Voltage SIR,EI+  
316.9824  
3.507e+006



7-190912B23 Smooth(SG,1x1)  
DX L2336381-5

F1:Voltage SIR,EI+  
316.9824  
3.507e+006



Quantify Sample Report MassLynx MassLynx V4.1 SCN 901

Dataset: C:\MassLynx\Dioxin.PRO\Result Files\7-190912B2-Q1-0913TP.qld

Last Altered: Friday, September 13, 2019 13:44:45 Eastern Daylight Time

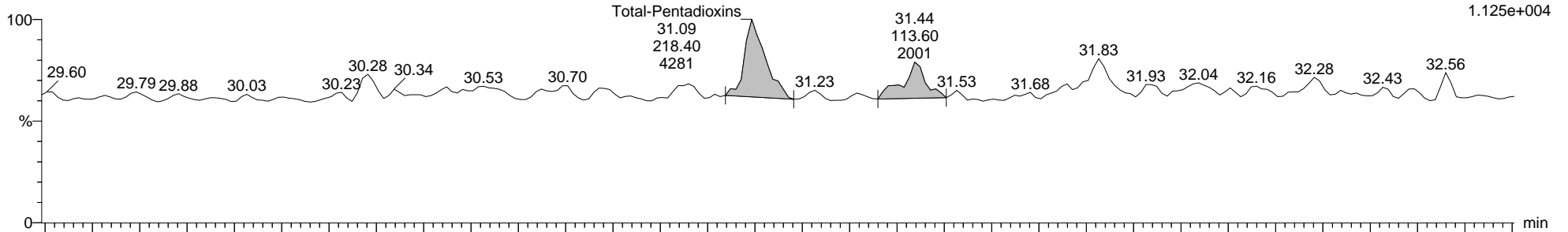
Printed: Monday, September 23, 2019 15:33:08 Eastern Daylight Time

Name: 7-190912B23, Date: 13-Sep-2019, Time: 06:58:16, ID: L2336381-5, Description: DX, Vial: Tray1:19

Total-Pentadioxins

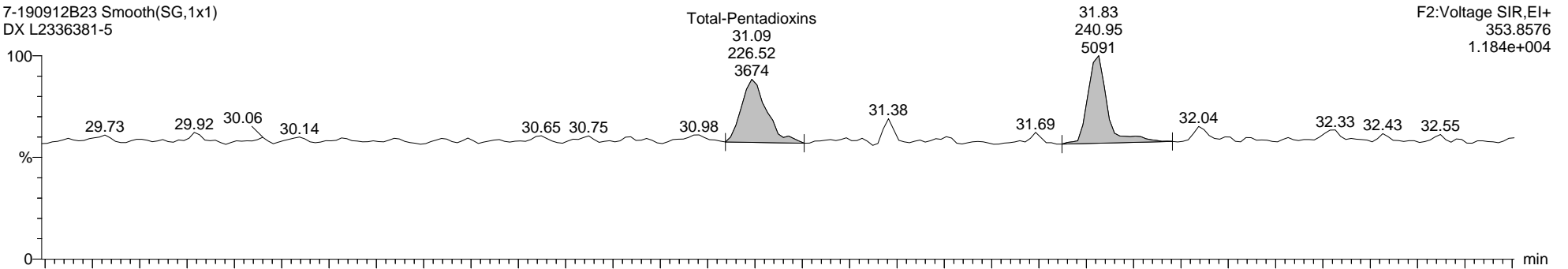
7-190912B23 Smooth(SG,1x1)  
DX L2336381-5

F2:Voltage SIR,EI+  
355.8546  
1.125e+004



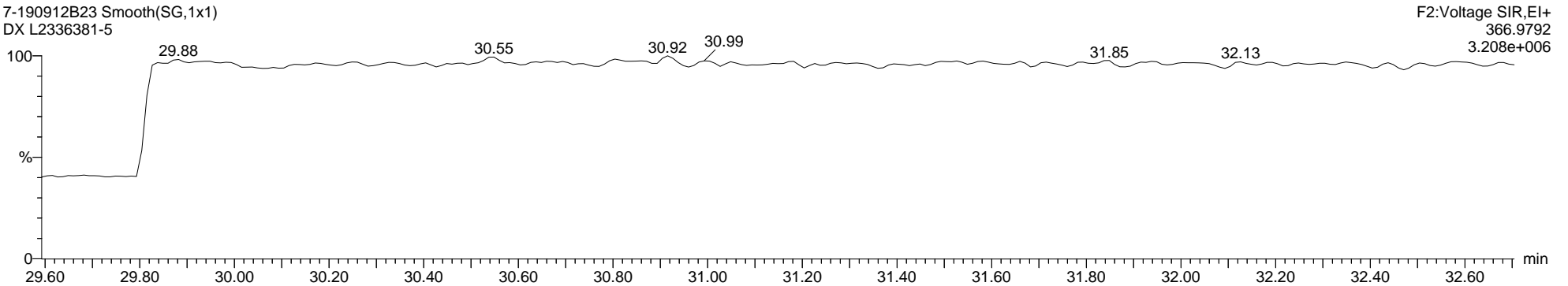
7-190912B23 Smooth(SG,1x1)  
DX L2336381-5

F2:Voltage SIR,EI+  
353.8576  
1.184e+004



7-190912B23 Smooth(SG,1x1)  
DX L2336381-5

F2:Voltage SIR,EI+  
366.9792  
3.208e+006



Dataset: C:\MassLynx\Dioxin.PRO\Result Files\7-190912B2-Q1-0913TP.qld

Last Altered: Friday, September 13, 2019 13:44:45 Eastern Daylight Time


Printed: Monday, September 23, 2019 15:33:08 Eastern Daylight Time

Name: 7-190912B23, Date: 13-Sep-2019, Time: 06:58:16, ID: L2336381-5, Description: DX, Vial: Tray1:19

13C-12378-PeCDD ES

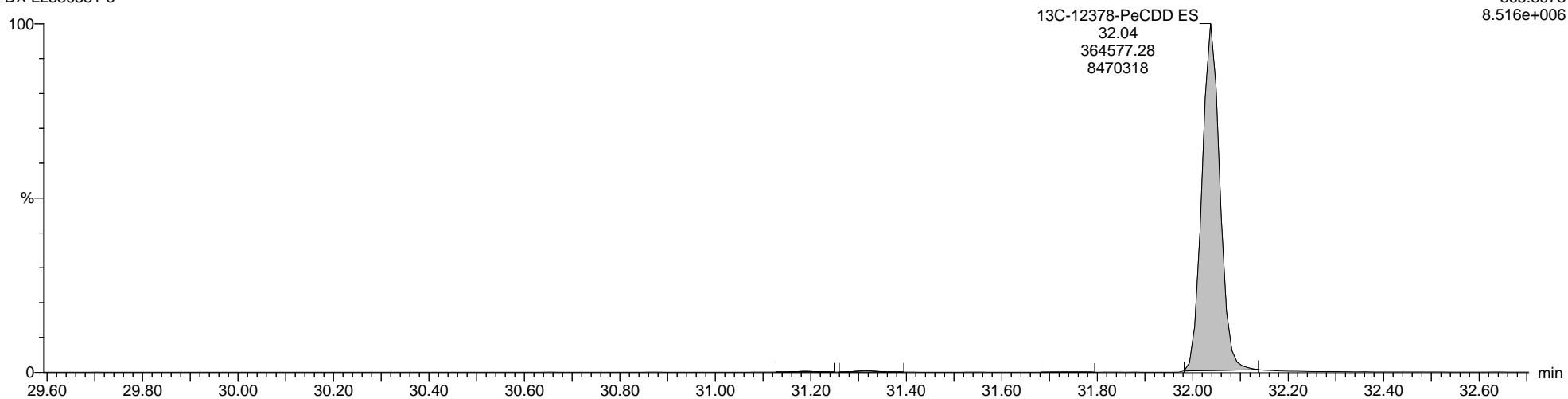
7-190912B23 Smooth(SG,1x1)  
DX L2336381-5

F2:Voltage SIR,EI+  
367.8949  
1.351e+007



7-190912B23 Smooth(SG,1x1)  
DX L2336381-5

F2:Voltage SIR,EI+  
365.8978  
8.516e+006



Quantify Sample Report MassLynx MassLynx V4.1 SCN 901

Dataset: C:\MassLynx\Dioxin.PRO\Result Files\7-190912B2-Q1-0913TP.qld

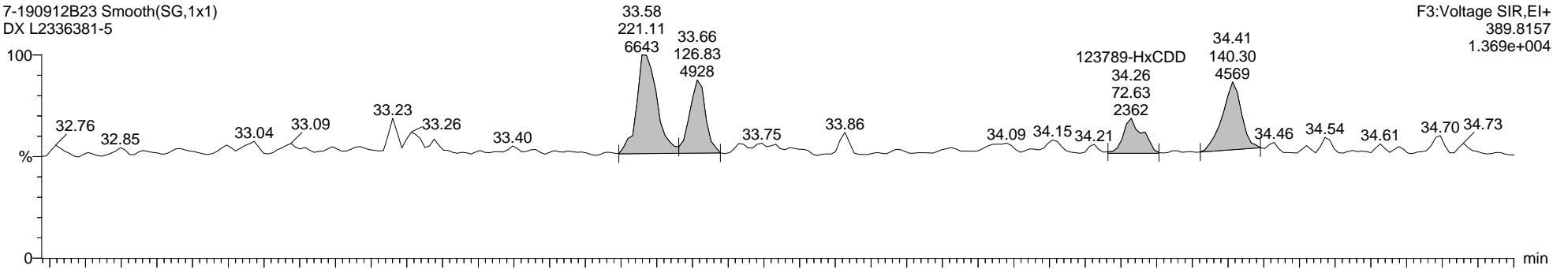
Last Altered: Friday, September 13, 2019 13:44:45 Eastern Daylight Time

Printed: Monday, September 23, 2019 15:33:08 Eastern Daylight Time

Name: 7-190912B23, Date: 13-Sep-2019, Time: 06:58:16, ID: L2336381-5, Description: DX, Vial: Tray1:19

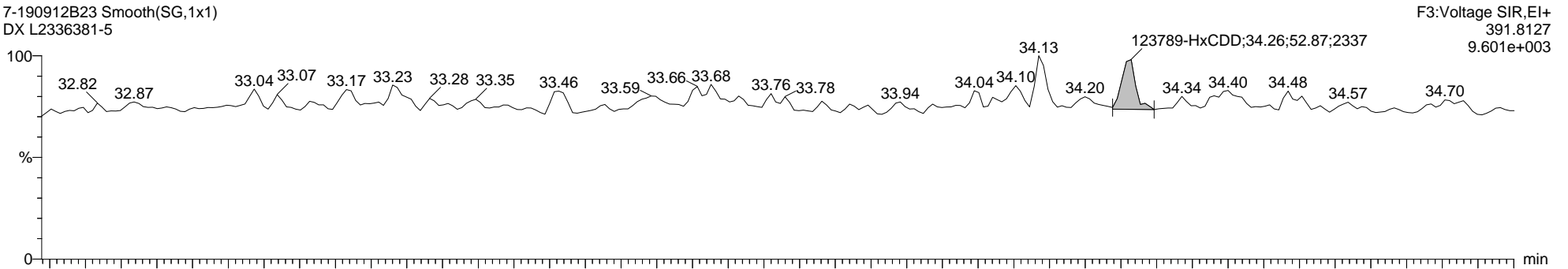
Total-Hexadioxins

7-190912B23 Smooth(SG,1x1)  
DX L2336381-5



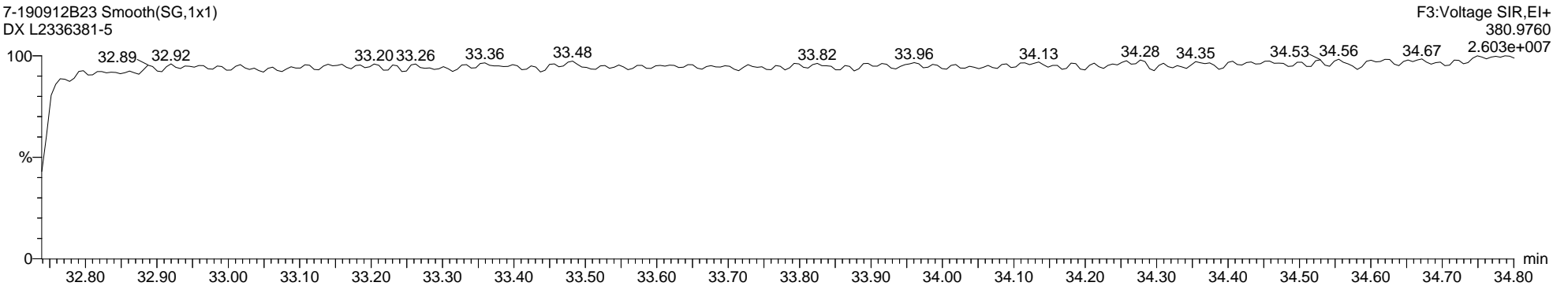
F3:Voltage SIR,EI+  
389.8157  
1.369e+004

7-190912B23 Smooth(SG,1x1)  
DX L2336381-5



F3:Voltage SIR,EI+  
391.8127  
9.601e+003

7-190912B23 Smooth(SG,1x1)  
DX L2336381-5



F3:Voltage SIR,EI+  
380.9760  
2.603e+007



Quantify Sample Report

MassLynx MassLynx V4.1 SCN 901

Dataset: C:\MassLynx\Dioxin.PRO\Result Files\7-190912B2-Q1-0913TP.qld

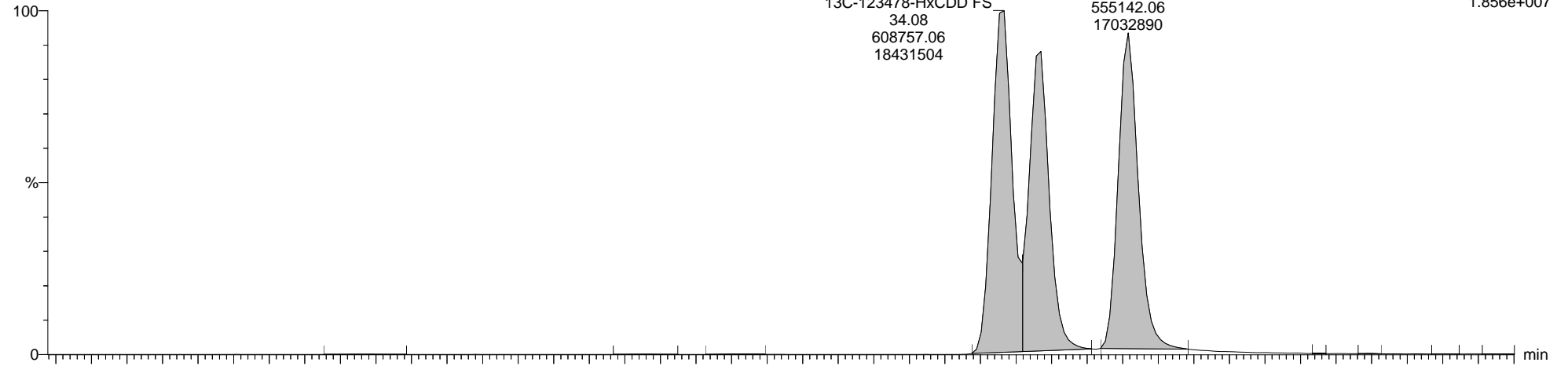
Last Altered: Friday, September 13, 2019 13:44:45 Eastern Daylight Time

Printed: Monday, September 23, 2019 15:33:08 Eastern Daylight Time

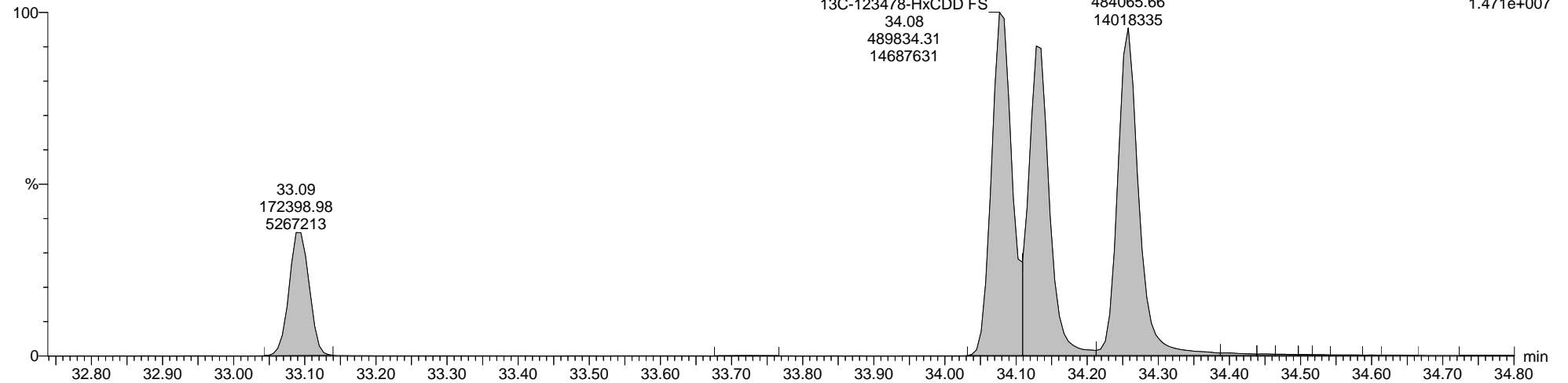
Name: 7-190912B23, Date: 13-Sep-2019, Time: 06:58:16, ID: L2336381-5, Description: DX, Vial: Tray1:19

13C-123678-HxCDD ES

7-190912B23 Smooth(SG,1x1)  
DX L2336381-5



7-190912B23 Smooth(SG,1x1)  
DX L2336381-5



Quantify Sample Report MassLynx MassLynx V4.1 SCN 901

Dataset: C:\MassLynx\Dioxin.PRO\Result Files\7-190912B2-Q1-0913TP.qld

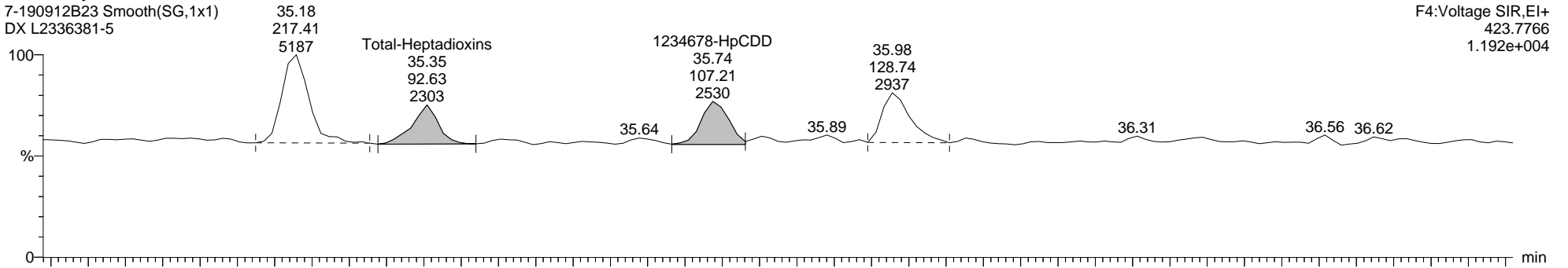
Last Altered: Friday, September 13, 2019 13:44:45 Eastern Daylight Time  
Printed: Monday, September 23, 2019 15:33:08 Eastern Daylight Time

Name: 7-190912B23, Date: 13-Sep-2019, Time: 06:58:16, ID: L2336381-5, Description: DX, Vial: Tray1:19

Total-Heptadioxins

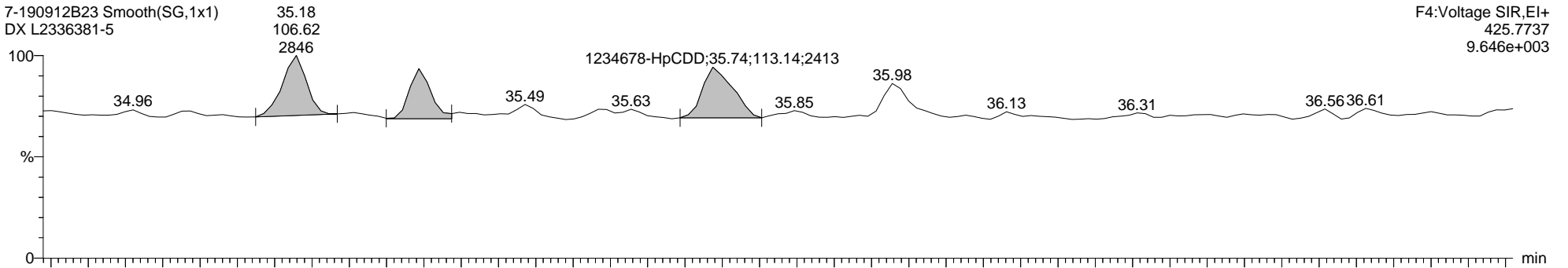
7-190912B23 Smooth(SG,1x1)  
DX L2336381-5

F4:Voltage SIR,EI+  
423.7766  
1.192e+004



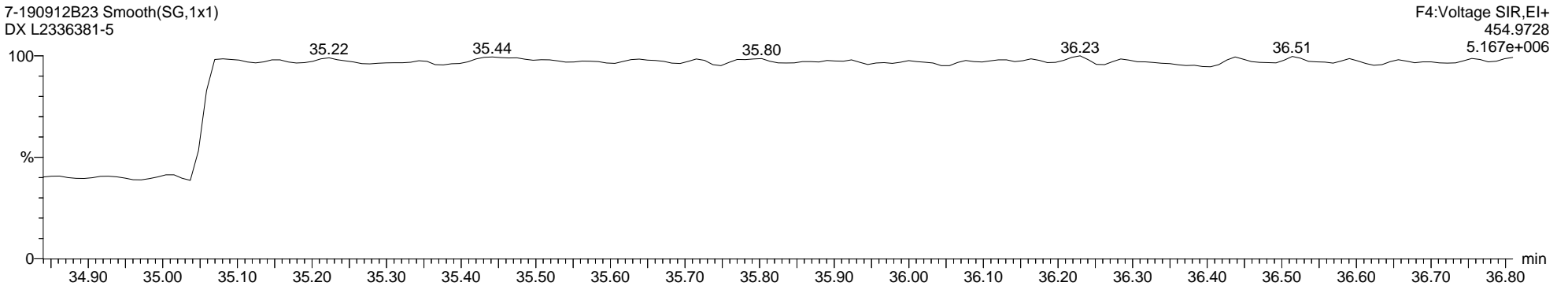
7-190912B23 Smooth(SG,1x1)  
DX L2336381-5

F4:Voltage SIR,EI+  
425.7737  
9.646e+003



7-190912B23 Smooth(SG,1x1)  
DX L2336381-5

F4:Voltage SIR,EI+  
454.9728  
5.167e+006



Quantify Sample Report MassLynx MassLynx V4.1 SCN 901

Dataset: C:\MassLynx\Dioxin.PRO\Result Files\7-190912B2-Q1-0913TP.qld

Last Altered: Friday, September 13, 2019 13:44:45 Eastern Daylight Time

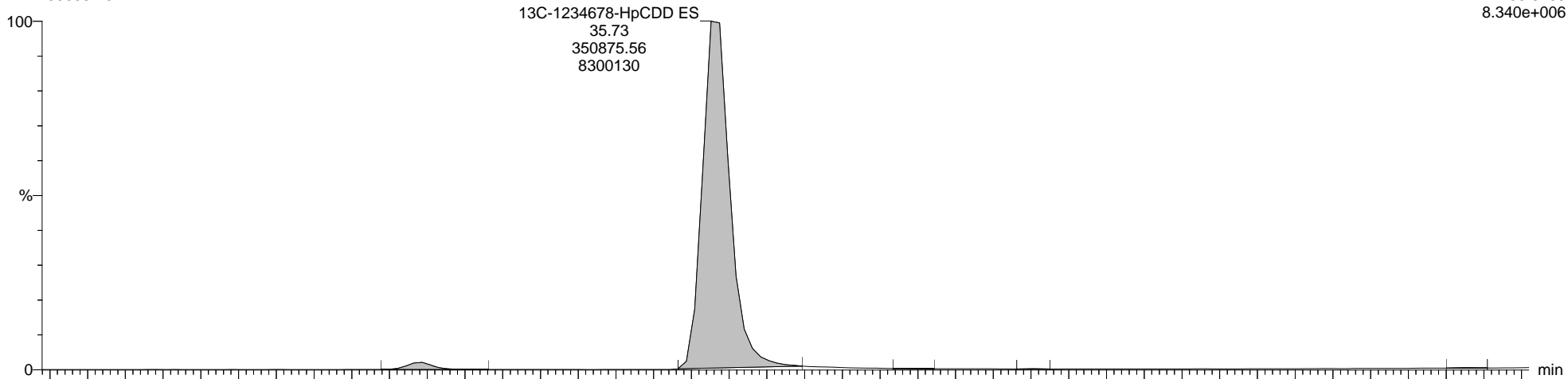
Printed: Monday, September 23, 2019 15:33:08 Eastern Daylight Time

Name: 7-190912B23, Date: 13-Sep-2019, Time: 06:58:16, ID: L2336381-5, Description: DX, Vial: Tray1:19

13C-1234678-HpCDD ES

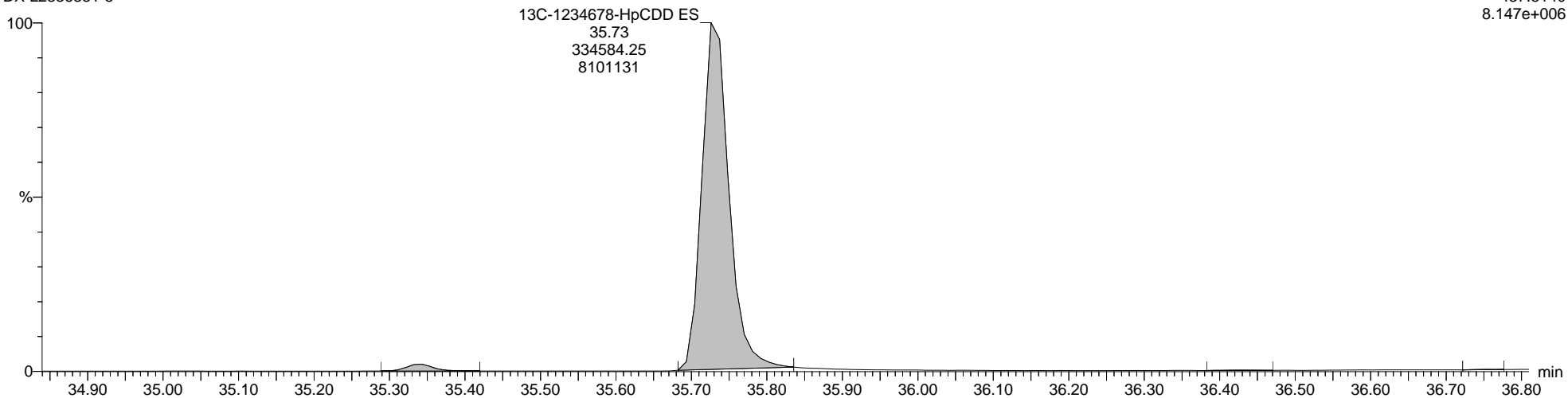
7-190912B23 Smooth(SG,1x1)  
DX L2336381-5

F4:Voltage SIR,EI+  
435.8169  
8.340e+006



7-190912B23 Smooth(SG,1x1)  
DX L2336381-5

F4:Voltage SIR,EI+  
437.8140  
8.147e+006



Quantify Sample Report

MassLynx MassLynx V4.1 SCN 901

Dataset: C:\MassLynx\Dioxin.PRO\Result Files\7-190912B2-Q1-0913TP.qld

Last Altered: Friday, September 13, 2019 13:44:45 Eastern Daylight Time

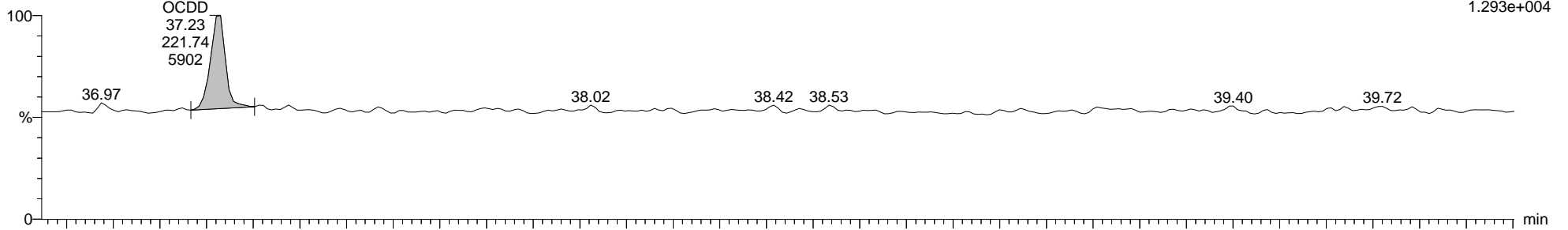
Printed: Monday, September 23, 2019 15:33:08 Eastern Daylight Time

Name: 7-190912B23, Date: 13-Sep-2019, Time: 06:58:16, ID: L2336381-5, Description: DX, Vial: Tray1:19

Total-OCDD

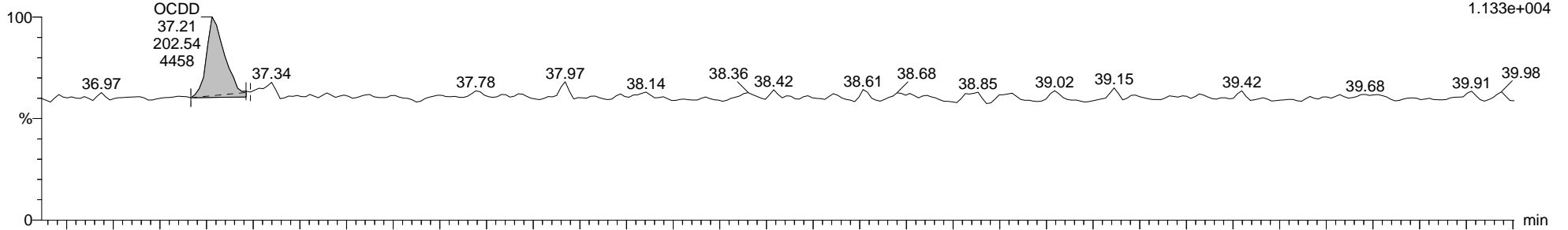
7-190912B23 Smooth(SG,1x1)  
DX L2336381-5

F5:Voltage SIR,EI+  
457.7377  
1.293e+004



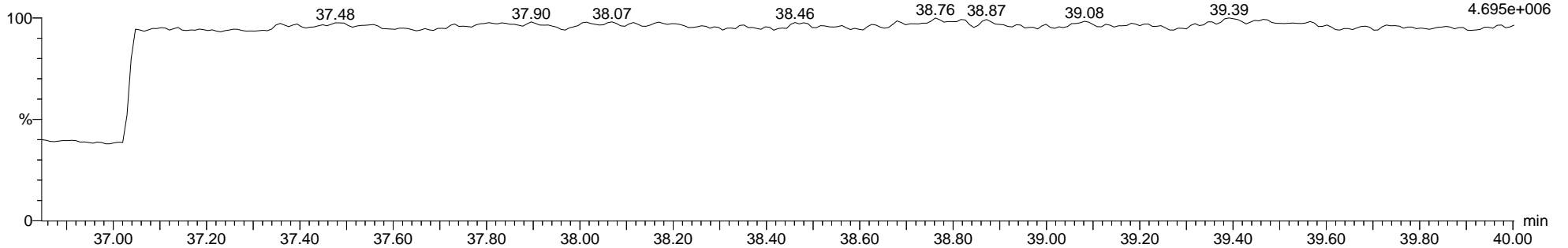
7-190912B23 Smooth(SG,1x1)  
DX L2336381-5

F5:Voltage SIR,EI+  
459.7348  
1.133e+004



7-190912B23 Smooth(SG,1x1)  
DX L2336381-5

F5:Voltage SIR,EI+  
454.9728  
4.695e+006



Quantify Sample Report

MassLynx MassLynx V4.1 SCN 901

Dataset: C:\MassLynx\Dioxin.PRO\Result Files\7-190912B2-Q1-0913TP.qld

Last Altered: Friday, September 13, 2019 13:44:45 Eastern Daylight Time


Printed: Monday, September 23, 2019 15:33:08 Eastern Daylight Time

Name: 7-190912B23, Date: 13-Sep-2019, Time: 06:58:16, ID: L2336381-5, Description: DX, Vial: Tray1:19

13C-OCDD ES

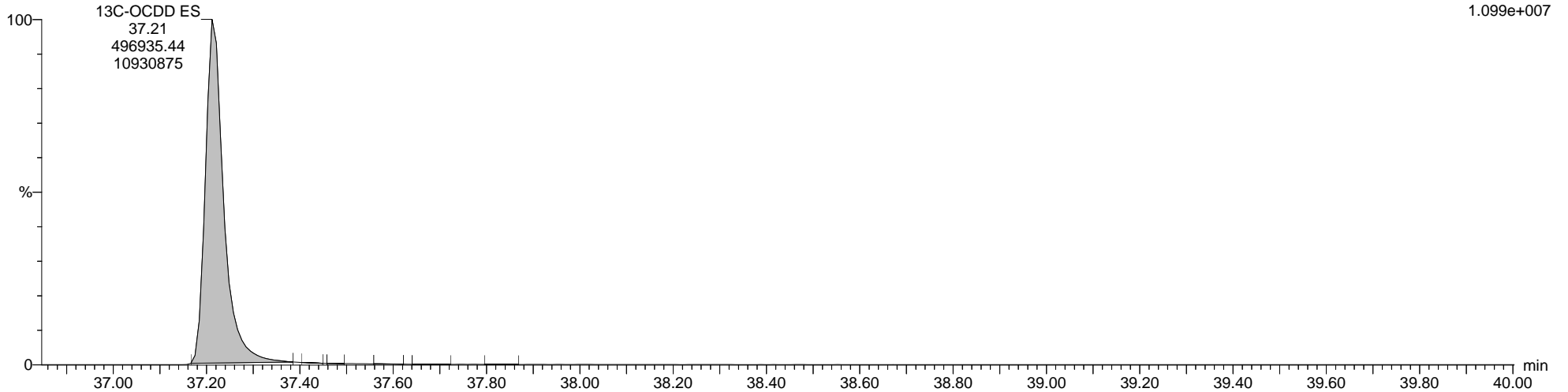
7-190912B23 Smooth(SG,1x1)  
DX L2336381-5

F5:Voltage SIR,EI+  
469.7779  
9.625e+006



7-190912B23 Smooth(SG,1x1)  
DX L2336381-5

F5:Voltage SIR,EI+  
471.7750  
1.099e+007



**Quantify Sample Report**      **MassLynx MassLynx V4.1 SCN 901**

Dataset:      C:\MassLynx\Dioxin.PRO\Result Files\7-190912B2-Q1-0913TP.qld

Last Altered:    Friday, September 13, 2019 13:44:45 Eastern Daylight Time

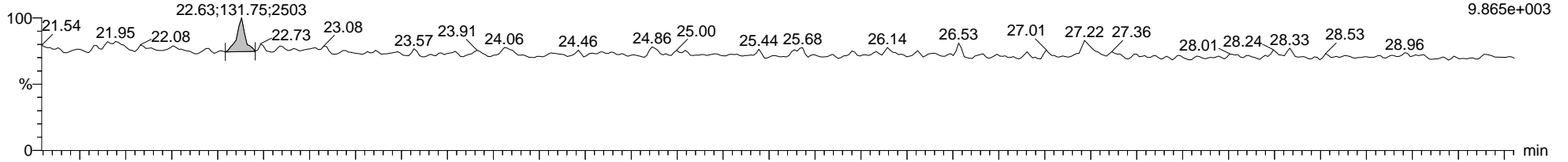
Printed:        Monday, September 23, 2019 15:33:08 Eastern Daylight Time

**Name: 7-190912B23, Date: 13-Sep-2019, Time: 06:58:16, ID: L2336381-5, Description: DX, Vial: Tray1:19**

**Total-Tetrafurans**

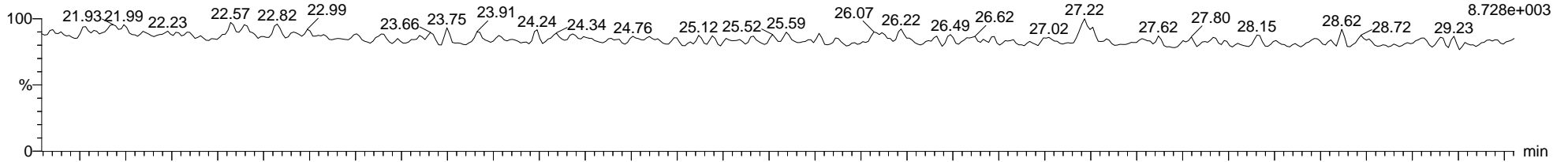
7-190912B23 Smooth(SG,1x1)  
DX L2336381-5

F1:Voltage SIR,EI+  
303.9016  
9.865e+003



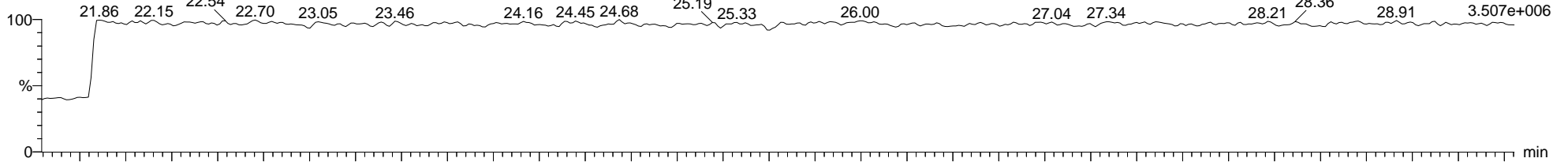
7-190912B23 Smooth(SG,1x1)  
DX L2336381-5

F1:Voltage SIR,EI+  
305.8987  
8.728e+003



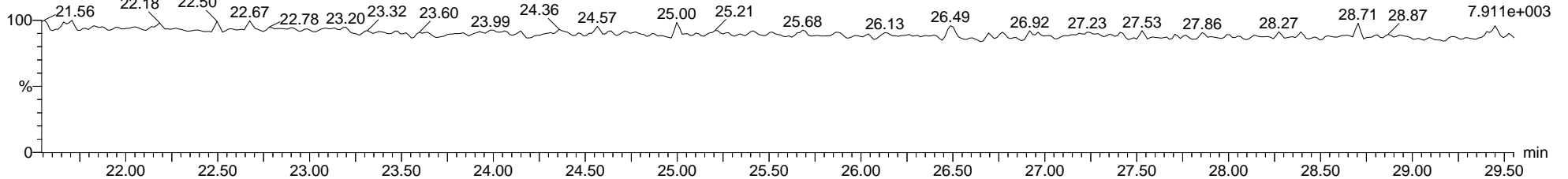
7-190912B23 Smooth(SG,1x1)  
DX L2336381-5

F1:Voltage SIR,EI+  
316.9824  
3.507e+006



7-190912B23 Smooth(SG,1x1)  
DX L2336381-5

F1:Voltage SIR,EI+  
375.8364  
7.911e+003



Quantify Sample Report MassLynx MassLynx V4.1 SCN 901

Dataset: C:\MassLynx\Dioxin.PRO\Result Files\7-190912B2-Q1-0913TP.qld

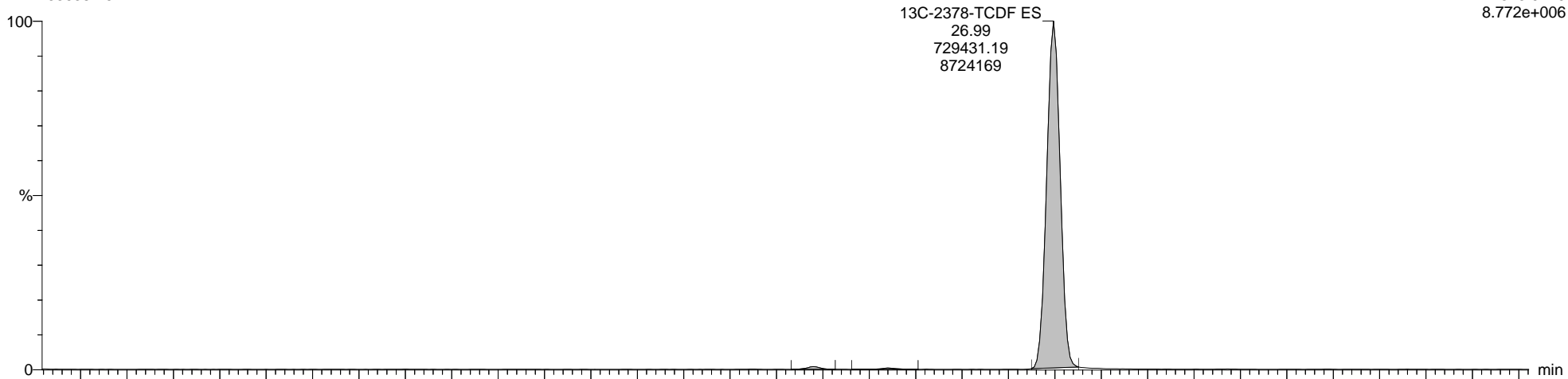
Last Altered: Friday, September 13, 2019 13:44:45 Eastern Daylight Time  
Printed: Monday, September 23, 2019 15:33:08 Eastern Daylight Time

Name: 7-190912B23, Date: 13-Sep-2019, Time: 06:58:16, ID: L2336381-5, Description: DX, Vial: Tray1:19

13C-2378-TCDF ES

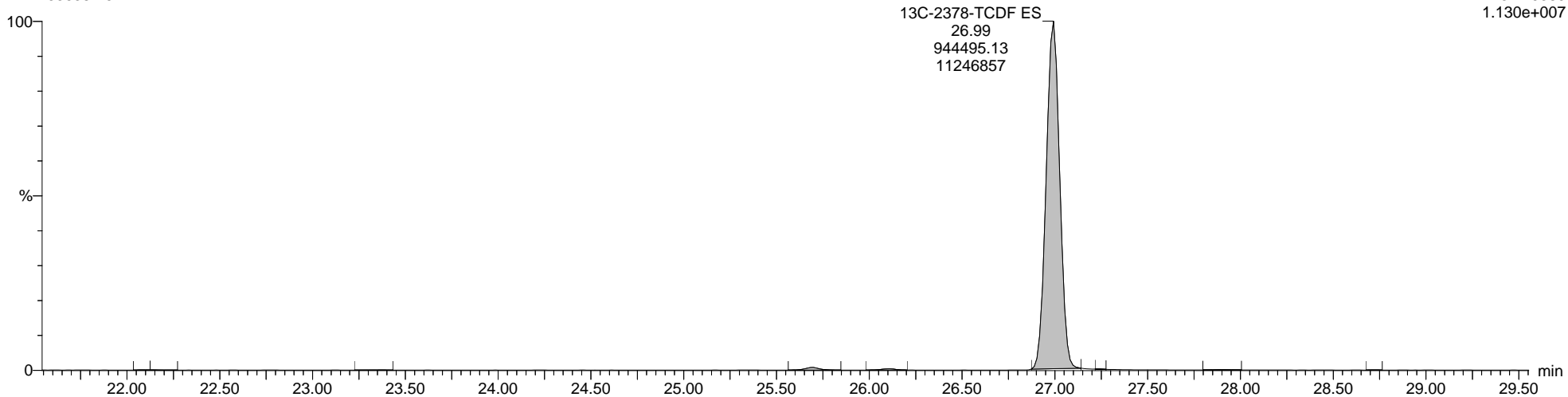
7-190912B23 Smooth(SG,1x1)  
DX L2336381-5

F1:Voltage SIR,EI+  
315.9419  
8.772e+006



7-190912B23 Smooth(SG,1x1)  
DX L2336381-5

F1:Voltage SIR,EI+  
317.9389  
1.130e+007



Quantify Sample Report MassLynx MassLynx V4.1 SCN 901

Dataset: C:\MassLynx\Dioxin.PRO\Result Files\7-190912B2-Q1-0913TP.qld

Last Altered: Friday, September 13, 2019 13:44:45 Eastern Daylight Time

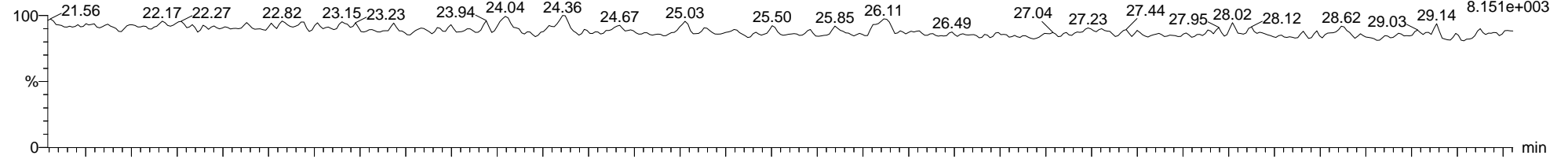
Printed: Monday, September 23, 2019 15:33:08 Eastern Daylight Time

Name: 7-190912B23, Date: 13-Sep-2019, Time: 06:58:16, ID: L2336381-5, Description: DX, Vial: Tray1:19

Total-PeCDF-F1

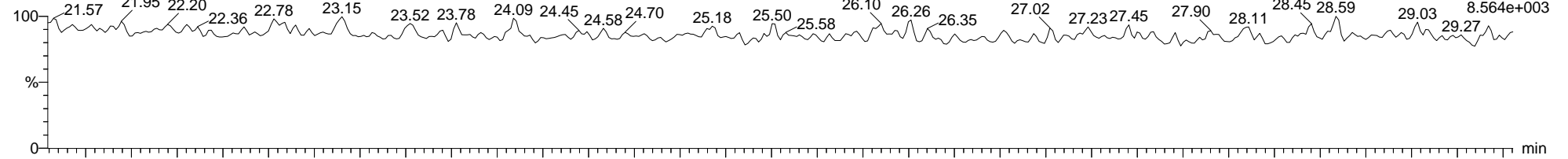
7-190912B23 Smooth(SG,1x1)  
DX L2336381-5

F1:Voltage SIR,EI+  
339.8597



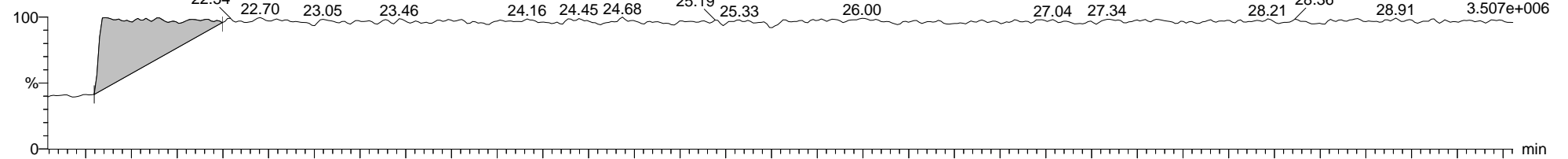
7-190912B23 Smooth(SG,1x1)  
DX L2336381-5

F1:Voltage SIR,EI+  
341.8567



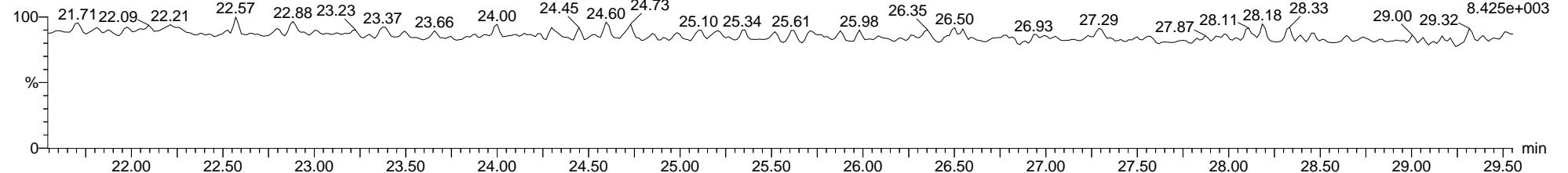
7-190912B23 Smooth(SG,1x1)  
DX L2336381-5

F1:Voltage SIR,EI+  
316.9824



7-190912B23 Smooth(SG,1x1)  
DX L2336381-5

F1:Voltage SIR,EI+  
409.7974





Quantify Sample Report MassLynx MassLynx V4.1 SCN 901

Dataset: C:\MassLynx\Dioxin.PRO\Result Files\7-190912B2-Q1-0913TP.qld

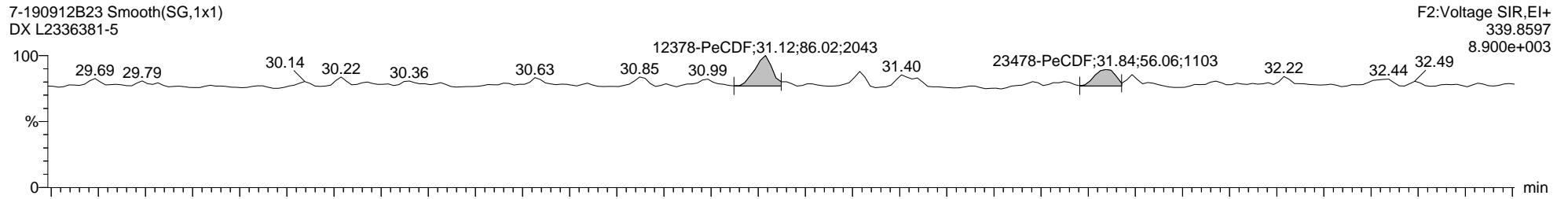
Last Altered: Friday, September 13, 2019 13:44:45 Eastern Daylight Time

Printed: Monday, September 23, 2019 15:33:08 Eastern Daylight Time

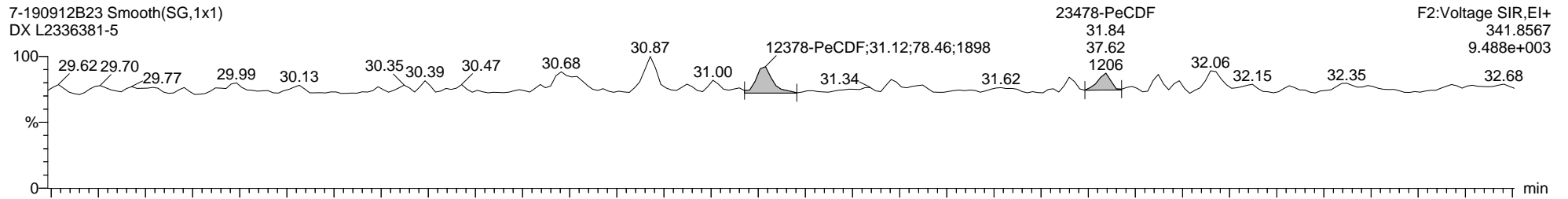
Name: 7-190912B23, Date: 13-Sep-2019, Time: 06:58:16, ID: L2336381-5, Description: DX, Vial: Tray1:19

Total-Pentafurans

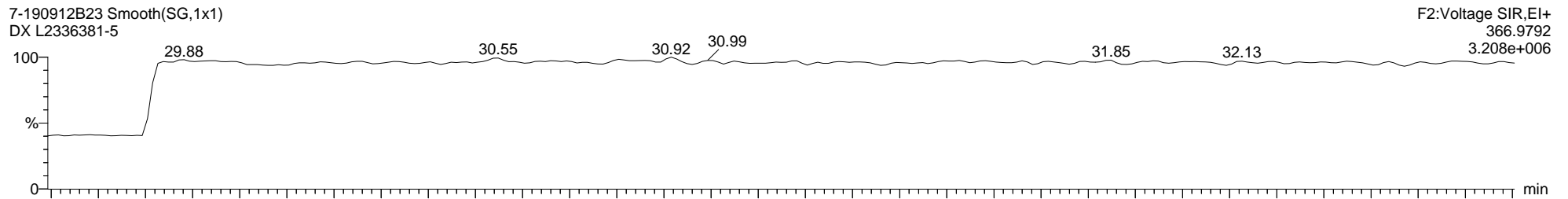
7-190912B23 Smooth(SG,1x1)  
DX L2336381-5



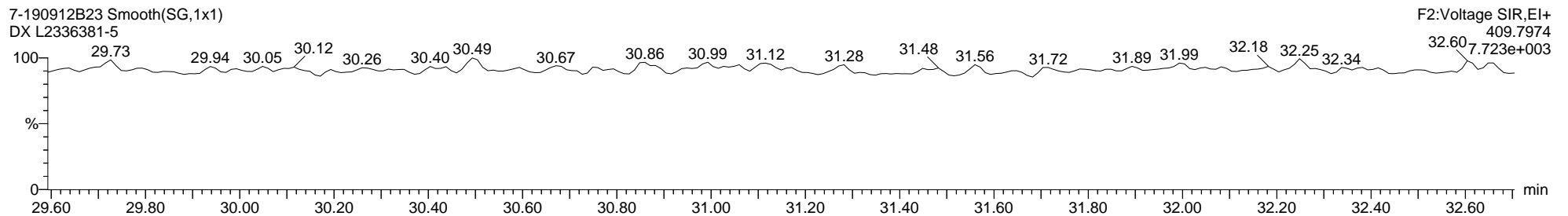
7-190912B23 Smooth(SG,1x1)  
DX L2336381-5



7-190912B23 Smooth(SG,1x1)  
DX L2336381-5



7-190912B23 Smooth(SG,1x1)  
DX L2336381-5



Dataset: C:\MassLynx\Dioxin.PRO\Result Files\7-190912B2-Q1-0913TP.qld

Last Altered: Friday, September 13, 2019 13:44:45 Eastern Daylight Time

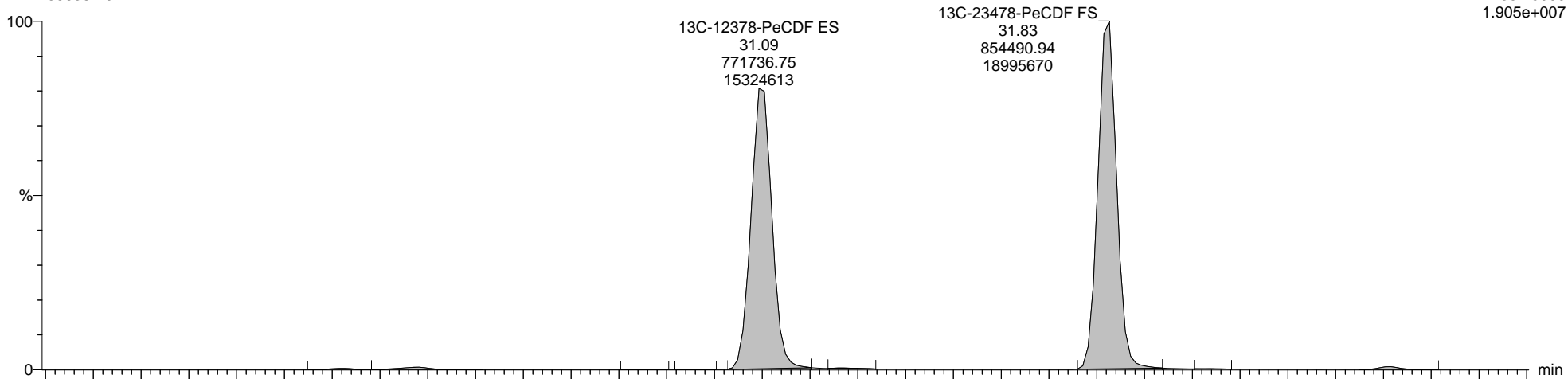
Printed: Monday, September 23, 2019 15:33:08 Eastern Daylight Time

Name: 7-190912B23, Date: 13-Sep-2019, Time: 06:58:16, ID: L2336381-5, Description: DX, Vial: Tray1:19

13C-12378-PeCDF ES

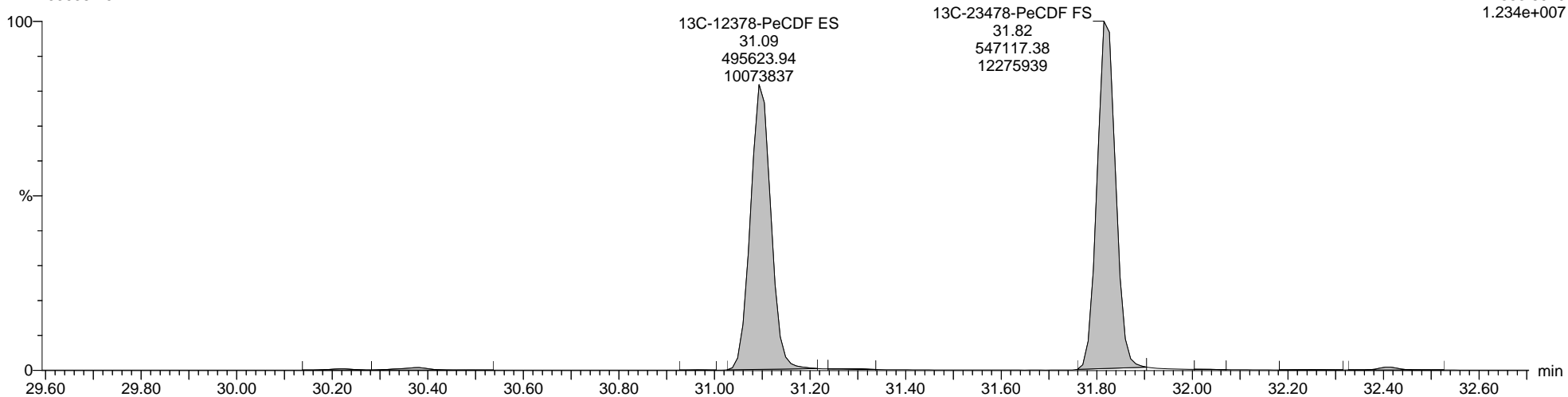
7-190912B23 Smooth(SG,1x1)  
DX L2336381-5

F2:Voltage SIR,EI+  
351.9000  
1.905e+007



7-190912B23 Smooth(SG,1x1)  
DX L2336381-5

F2:Voltage SIR,EI+  
353.8970  
1.234e+007



Quantify Sample Report MassLynx MassLynx V4.1 SCN 901

Dataset: C:\MassLynx\Dioxin.PRO\Result Files\7-190912B2-Q1-0913TP.qld

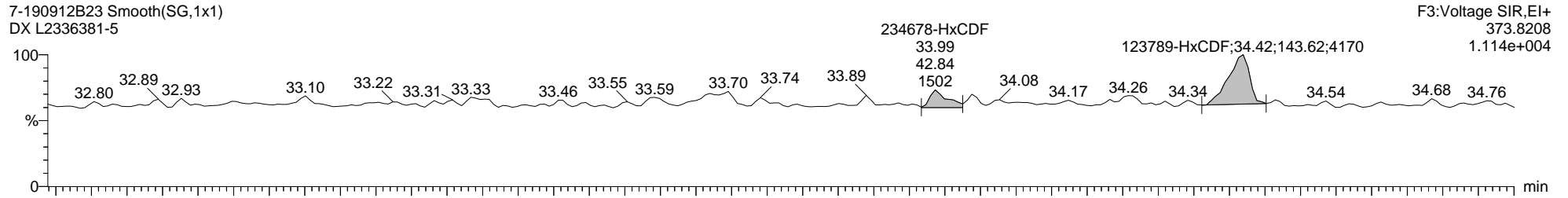
Last Altered: Friday, September 13, 2019 13:44:45 Eastern Daylight Time

Printed: Monday, September 23, 2019 15:33:08 Eastern Daylight Time

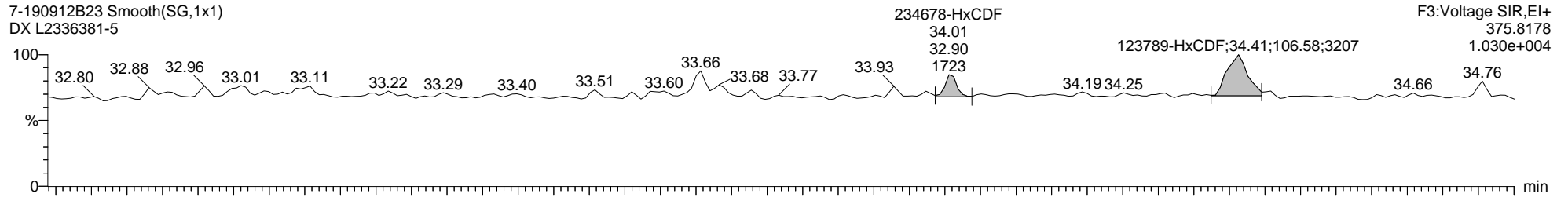
Name: 7-190912B23, Date: 13-Sep-2019, Time: 06:58:16, ID: L2336381-5, Description: DX, Vial: Tray1:19

Total-Hexafurans

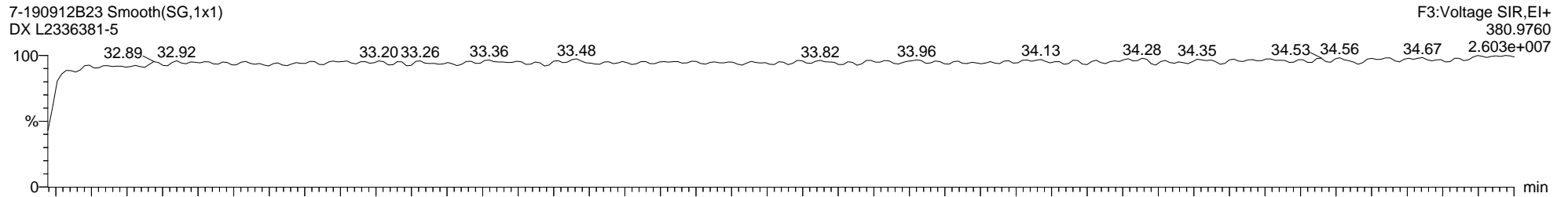
7-190912B23 Smooth(SG,1x1)  
DX L2336381-5



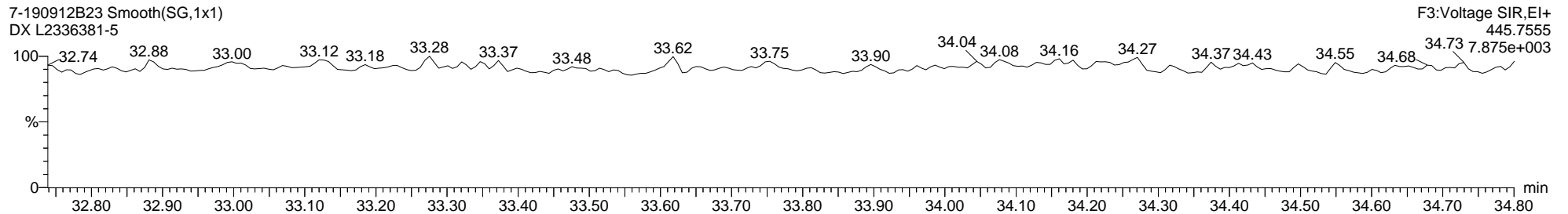
7-190912B23 Smooth(SG,1x1)  
DX L2336381-5



7-190912B23 Smooth(SG,1x1)  
DX L2336381-5



7-190912B23 Smooth(SG,1x1)  
DX L2336381-5



Dataset: C:\MassLynx\Dioxin.PRO\Result Files\7-190912B2-Q1-0913TP.qld

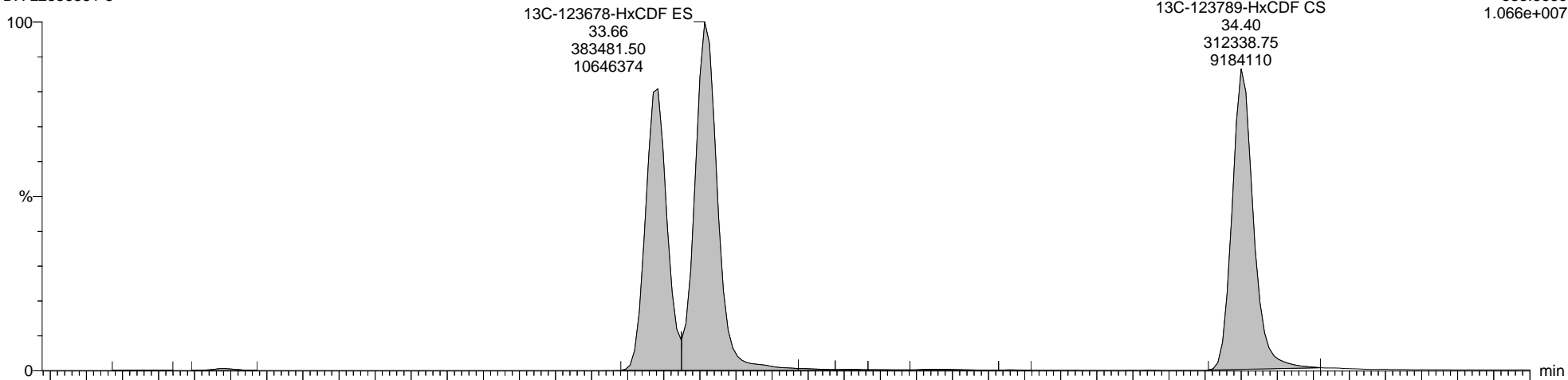
Last Altered: Friday, September 13, 2019 13:44:45 Eastern Daylight Time

Printed: Monday, September 23, 2019 15:33:08 Eastern Daylight Time

Name: 7-190912B23, Date: 13-Sep-2019, Time: 06:58:16, ID: L2336381-5, Description: DX, Vial: Tray1:19

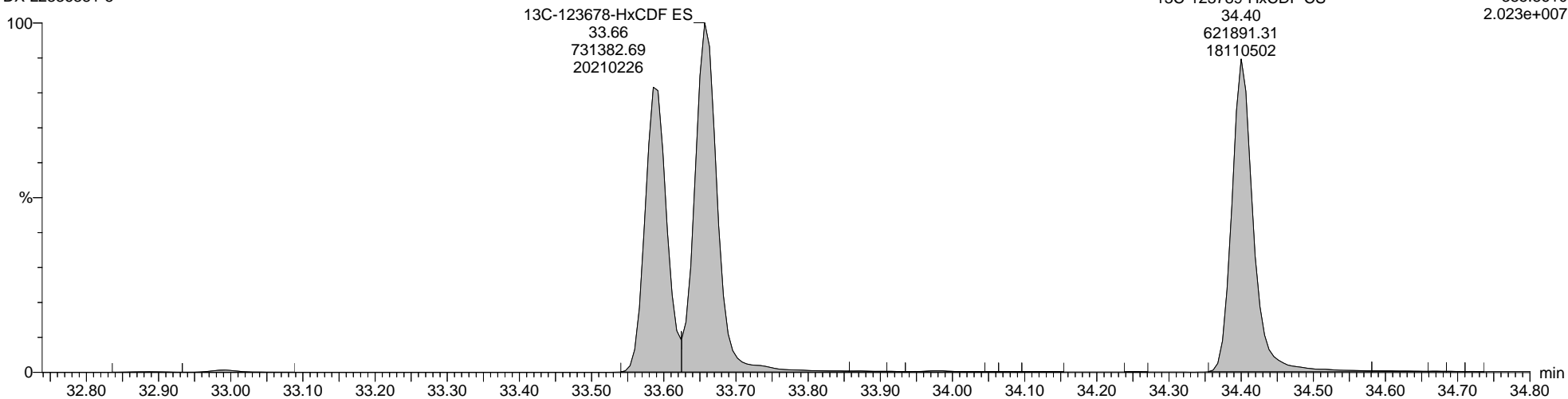
13C-123678-HxCDF ES

7-190912B23 Smooth(SG,1x1)  
DX L2336381-5



F3:Voltage SIR,EI+  
383.8639  
1.066e+007

7-190912B23 Smooth(SG,1x1)  
DX L2336381-5



F3:Voltage SIR,EI+  
385.8610  
2.023e+007

Quantify Sample Report MassLynx MassLynx V4.1 SCN 901

Dataset: C:\MassLynx\Dioxin.PRO\Result Files\7-190912B2-Q1-0913TP.qld

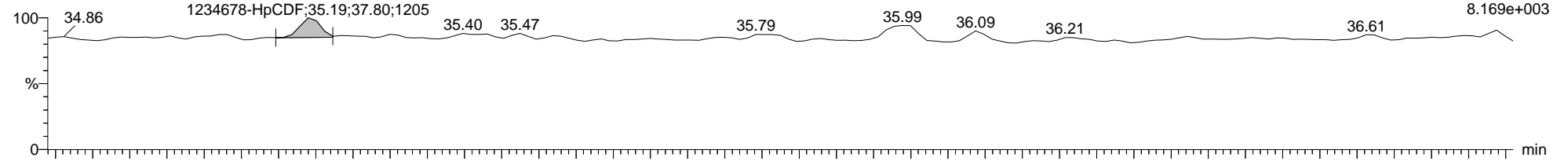
Last Altered: Friday, September 13, 2019 13:44:45 Eastern Daylight Time  
Printed: Monday, September 23, 2019 15:33:08 Eastern Daylight Time

Name: 7-190912B23, Date: 13-Sep-2019, Time: 06:58:16, ID: L2336381-5, Description: DX, Vial: Tray1:19

Total-Heptafurans

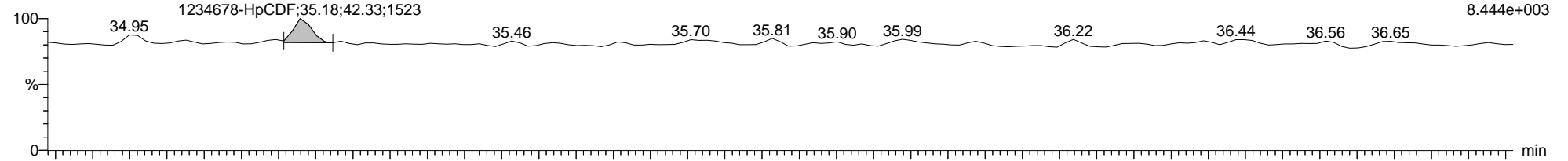
7-190912B23 Smooth(SG,1x1)  
DX L2336381-5

F4:Voltage SIR,EI+  
409.7789  
8.169e+003



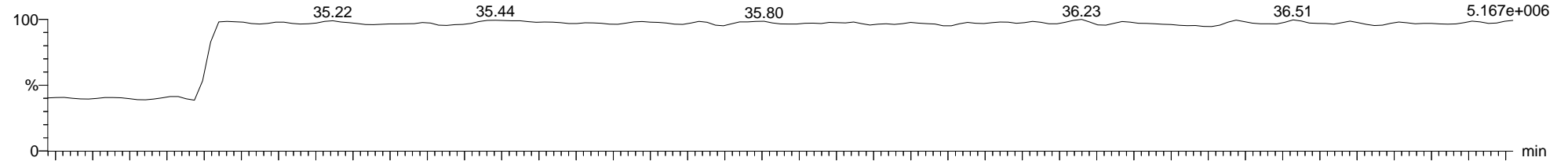
7-190912B23 Smooth(SG,1x1)  
DX L2336381-5

F4:Voltage SIR,EI+  
411.7759  
8.444e+003



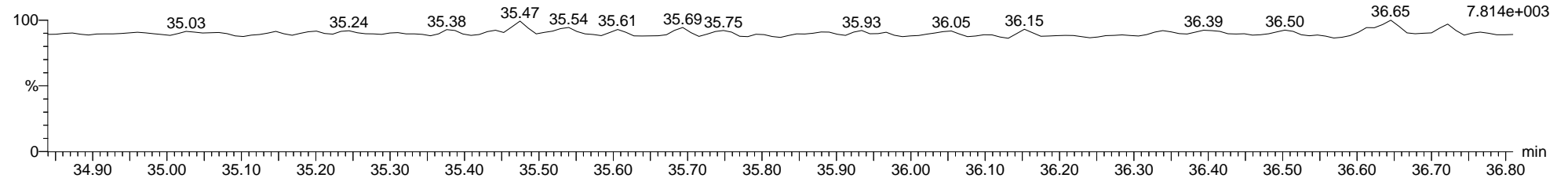
7-190912B23 Smooth(SG,1x1)  
DX L2336381-5

F4:Voltage SIR,EI+  
454.9728  
5.167e+006



7-190912B23 Smooth(SG,1x1)  
DX L2336381-5

F4:Voltage SIR,EI+  
479.7165  
7.814e+003



Quantify Sample Report MassLynx MassLynx V4.1 SCN 901

Dataset: C:\MassLynx\Dioxin.PRO\Result Files\7-190912B2-Q1-0913TP.qld

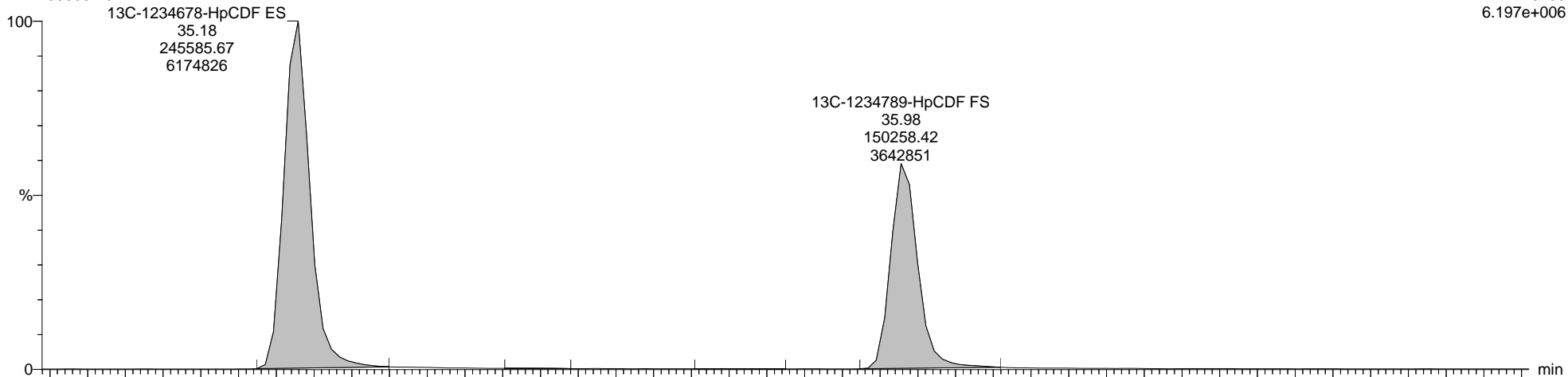
Last Altered: Friday, September 13, 2019 13:44:45 Eastern Daylight Time  
Printed: Monday, September 23, 2019 15:33:08 Eastern Daylight Time

Name: 7-190912B23, Date: 13-Sep-2019, Time: 06:58:16, ID: L2336381-5, Description: DX, Vial: Tray1:19

13C-1234678-HpCDF ES

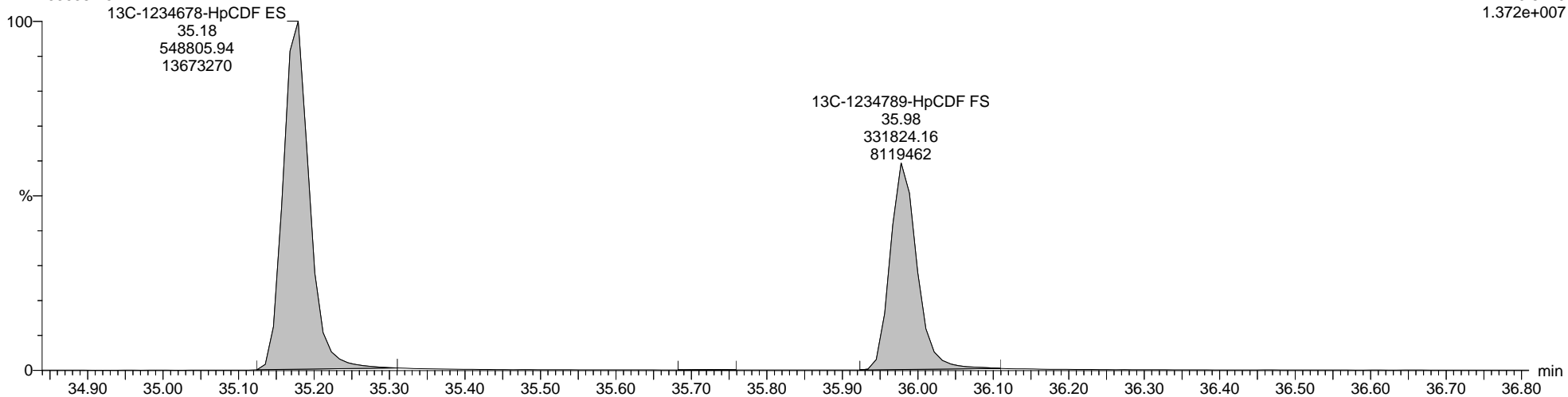
7-190912B23 Smooth(SG,1x1)  
DX L2336381-5

F4:Voltage SIR,EI+  
417.8253  
6.197e+006



7-190912B23 Smooth(SG,1x1)  
DX L2336381-5

F4:Voltage SIR,EI+  
419.8220  
1.372e+007



Quantify Sample Report MassLynx MassLynx V4.1 SCN 901

Dataset: C:\MassLynx\Dioxin.PRO\Result Files\7-190912B2-Q1-0913TP.qld

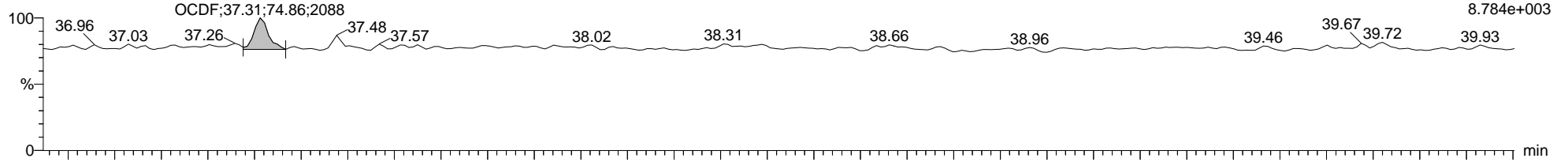
Last Altered: Friday, September 13, 2019 13:44:45 Eastern Daylight Time  
Printed: Monday, September 23, 2019 15:33:08 Eastern Daylight Time

Name: 7-190912B23, Date: 13-Sep-2019, Time: 06:58:16, ID: L2336381-5, Description: DX, Vial: Tray1:19

Totals-OCDF

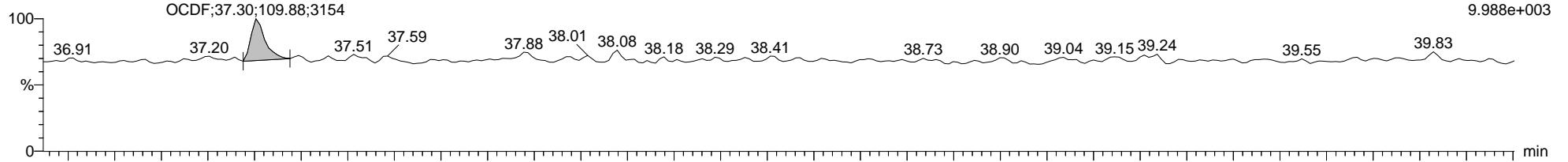
7-190912B23 Smooth(SG,1x1)  
DX L2336381-5

F5:Voltage SIR,EI+  
441.7428  
8.784e+003



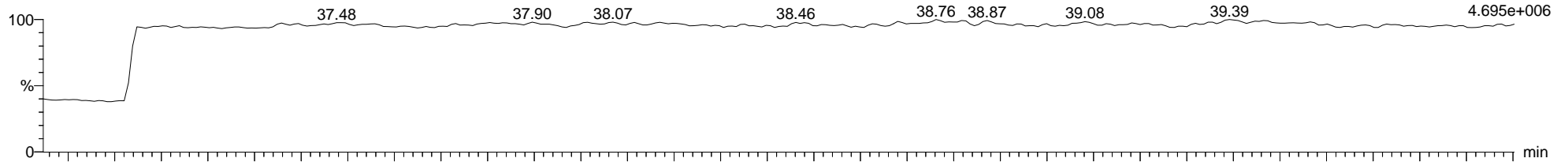
7-190912B23 Smooth(SG,1x1)  
DX L2336381-5

F5:Voltage SIR,EI+  
443.7398  
9.988e+003



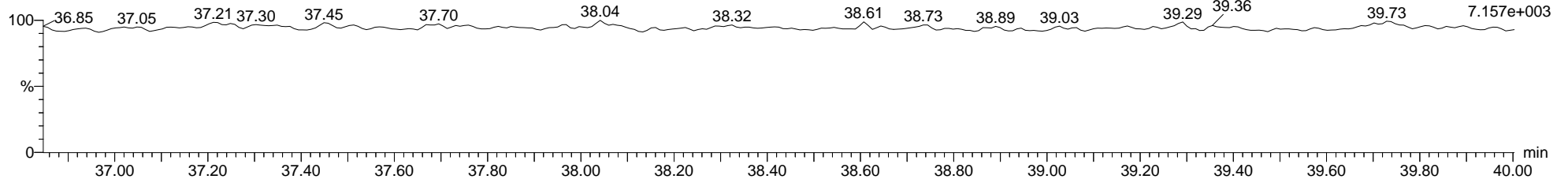
7-190912B23 Smooth(SG,1x1)  
DX L2336381-5

F5:Voltage SIR,EI+  
454.9728  
4.695e+006



7-190912B23 Smooth(SG,1x1)  
DX L2336381-5

F5:Voltage SIR,EI+  
513.6775  
7.157e+003



Quantify Sample Report MassLynx MassLynx V4.1 SCN 901

Dataset: C:\MassLynx\Dioxin.PRO\Result Files\7-190912B2-Q1-0913TP.qld

Last Altered: Friday, September 13, 2019 13:44:45 Eastern Daylight Time

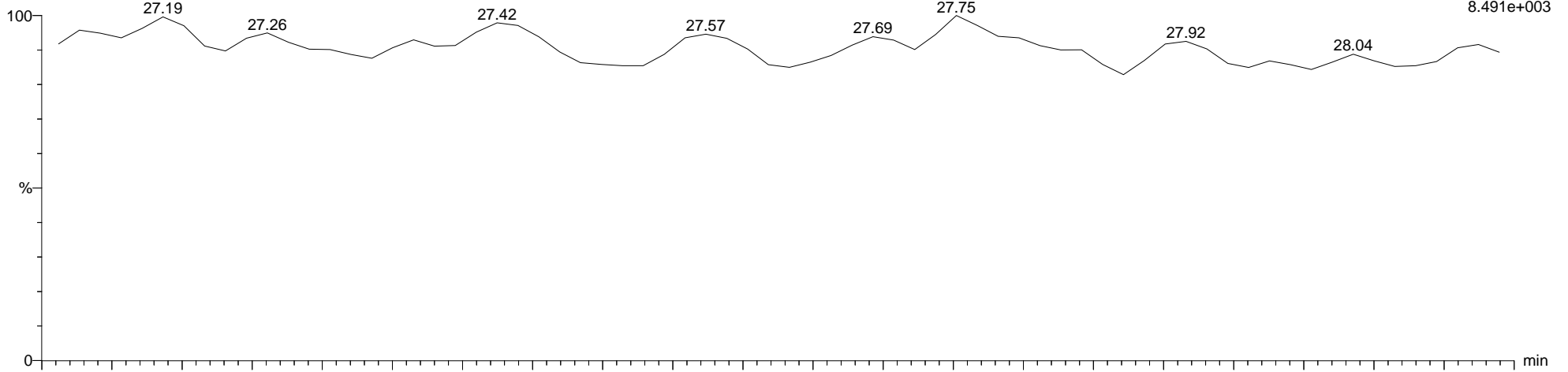
Printed: Monday, September 23, 2019 15:33:08 Eastern Daylight Time

Name: 7-190912B24, Date: 13-Sep-2019, Time: 07:40:25, ID: L2336381-6, Description: DX, Vial: Tray1:20

2378-TCDD

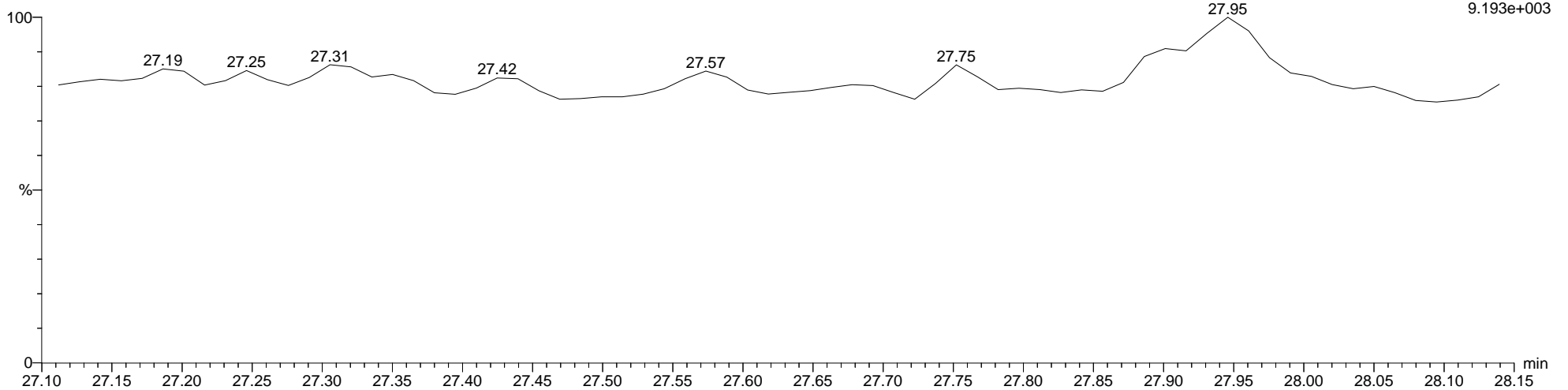
7-190912B24 Smooth(SG,1x1)  
DX L2336381-6

F1:Voltage SIR,EI+  
319.8965  
8.491e+003



7-190912B24 Smooth(SG,1x1)  
DX L2336381-6

F1:Voltage SIR,EI+  
321.8936  
9.193e+003





Quantify Sample Report MassLynx MassLynx V4.1 SCN 901

Dataset: C:\MassLynx\Dioxin.PRO\Result Files\7-190912B2-Q1-0913TP.qld

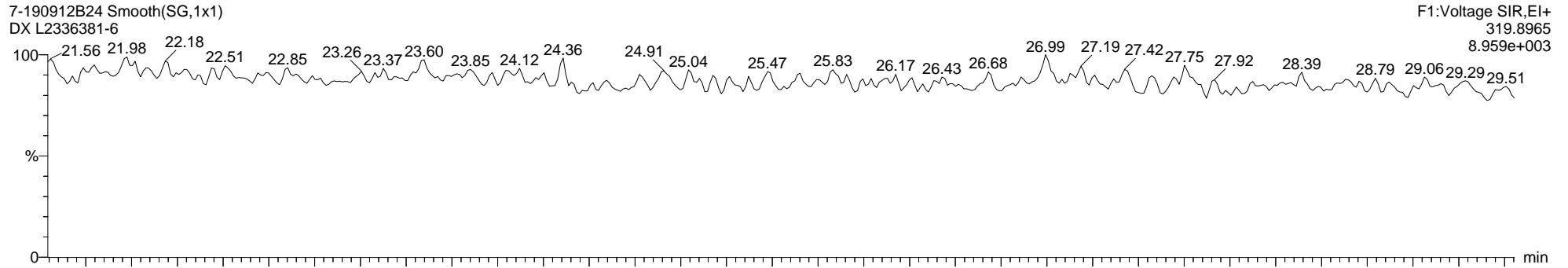
Last Altered: Friday, September 13, 2019 13:44:45 Eastern Daylight Time

Printed: Monday, September 23, 2019 15:33:08 Eastern Daylight Time

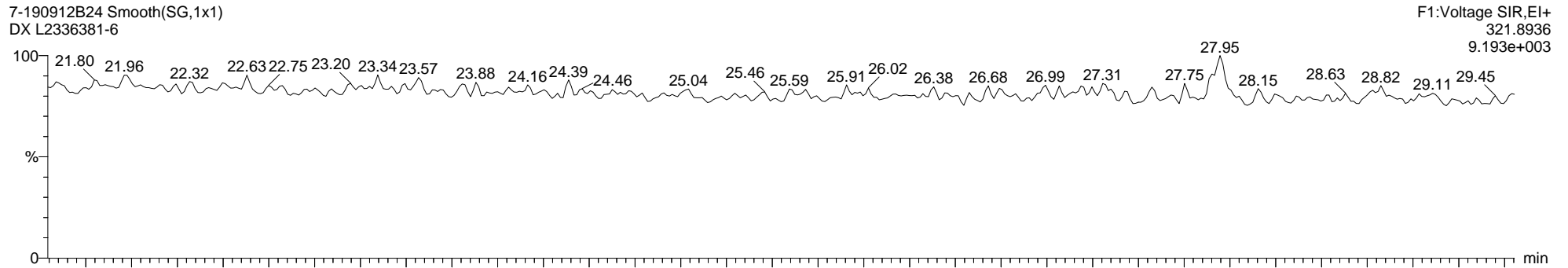
Name: 7-190912B24, Date: 13-Sep-2019, Time: 07:40:25, ID: L2336381-6, Description: DX, Vial: Tray1:20

Total-Tetradioxins

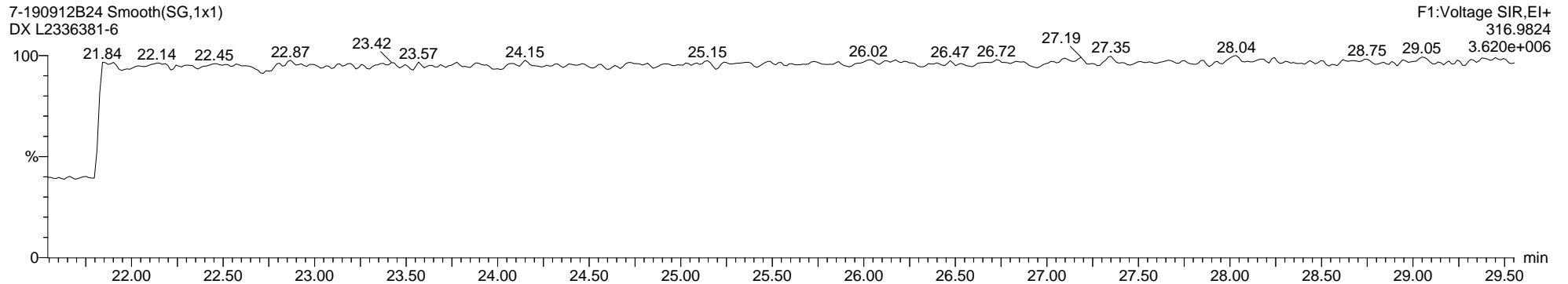
7-190912B24 Smooth(SG,1x1)  
DX L2336381-6



7-190912B24 Smooth(SG,1x1)  
DX L2336381-6



7-190912B24 Smooth(SG,1x1)  
DX L2336381-6



Dataset: C:\MassLynx\Dioxin.PRO\Result Files\7-190912B2-Q1-0913TP.qld

Last Altered: Friday, September 13, 2019 13:44:45 Eastern Daylight Time


Printed: Monday, September 23, 2019 15:33:08 Eastern Daylight Time

Name: 7-190912B24, Date: 13-Sep-2019, Time: 07:40:25, ID: L2336381-6, Description: DX, Vial: Tray1:20

13C-2378-TCDD ES

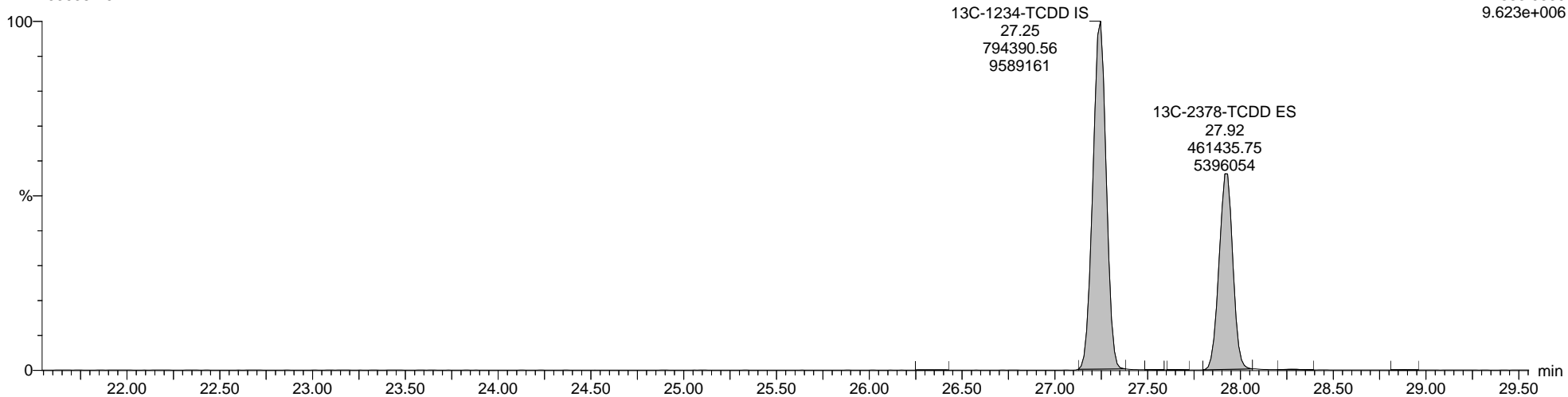
7-190912B24 Smooth(SG,1x1)  
DX L2336381-6

F1:Voltage SIR,EI+  
331.9368  
7.672e+006



7-190912B24 Smooth(SG,1x1)  
DX L2336381-6

F1:Voltage SIR,EI+  
333.9339  
9.623e+006



Quantify Sample Report MassLynx MassLynx V4.1 SCN 901

Dataset: C:\MassLynx\Dioxin.PRO\Result Files\7-190912B2-Q1-0913TP.qld

Last Altered: Friday, September 13, 2019 13:44:45 Eastern Daylight Time


Printed: Monday, September 23, 2019 15:33:08 Eastern Daylight Time

Name: 7-190912B24, Date: 13-Sep-2019, Time: 07:40:25, ID: L2336381-6, Description: DX, Vial: Tray1:20

Totals-37Cl-2378-TCDD

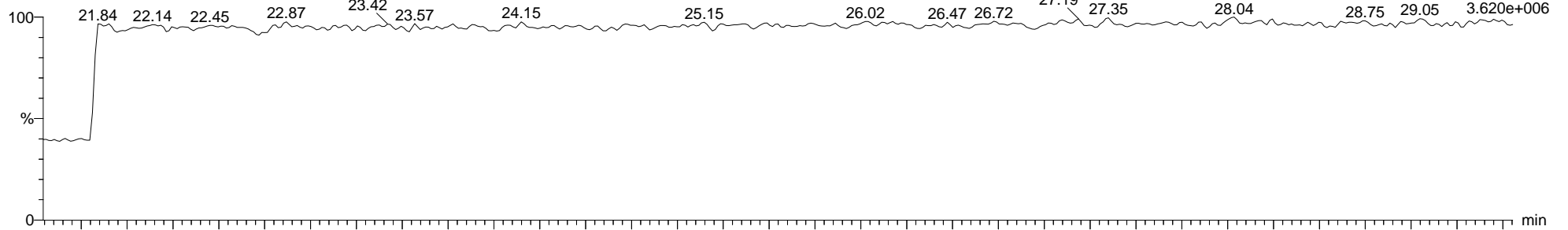
7-190912B24 Smooth(SG,1x1)  
DX L2336381-6

F1:Voltage SIR,EI+  
327.8847  
1.538e+006



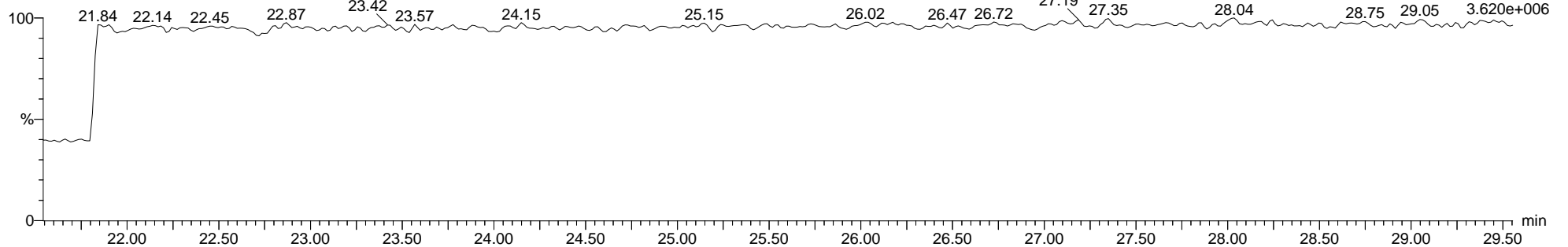
7-190912B24 Smooth(SG,1x1)  
DX L2336381-6

F1:Voltage SIR,EI+  
316.9824  
3.620e+006



7-190912B24 Smooth(SG,1x1)  
DX L2336381-6

F1:Voltage SIR,EI+  
316.9824  
3.620e+006



Quantify Sample Report MassLynx MassLynx V4.1 SCN 901

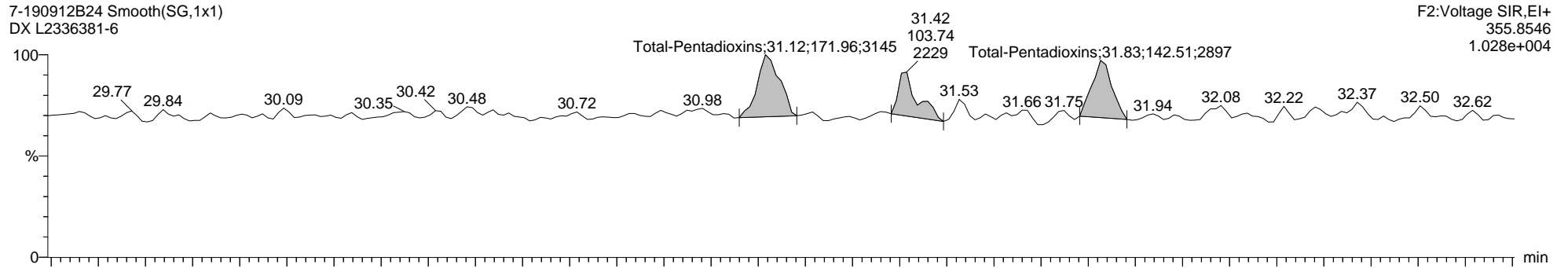
Dataset: C:\MassLynx\Dioxin.PRO\Result Files\7-190912B2-Q1-0913TP.qld

Last Altered: Friday, September 13, 2019 13:44:45 Eastern Daylight Time  
Printed: Monday, September 23, 2019 15:33:08 Eastern Daylight Time

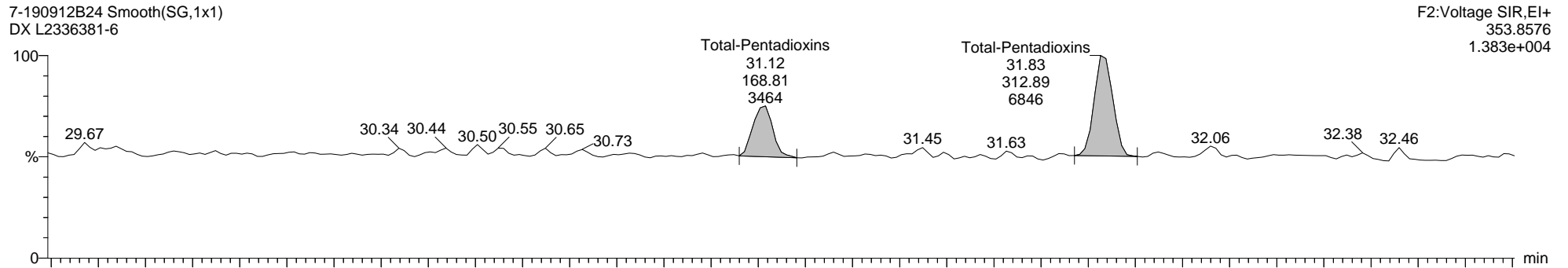
Name: 7-190912B24, Date: 13-Sep-2019, Time: 07:40:25, ID: L2336381-6, Description: DX, Vial: Tray1:20

Total-Pentadioxins

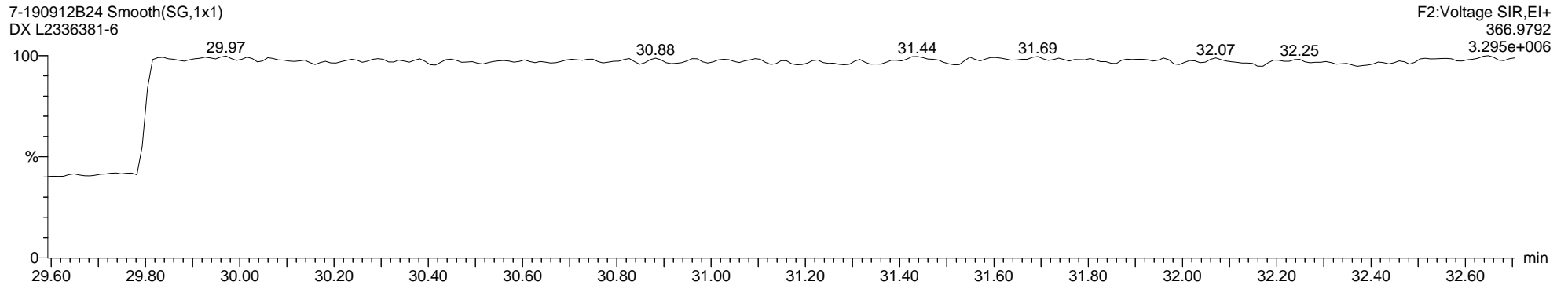
7-190912B24 Smooth(SG,1x1)  
DX L2336381-6



7-190912B24 Smooth(SG,1x1)  
DX L2336381-6



7-190912B24 Smooth(SG,1x1)  
DX L2336381-6



Dataset: C:\MassLynx\Dioxin.PRO\Result Files\7-190912B2-Q1-0913TP.qld

Last Altered: Friday, September 13, 2019 13:44:45 Eastern Daylight Time


Printed: Monday, September 23, 2019 15:33:08 Eastern Daylight Time

Name: 7-190912B24, Date: 13-Sep-2019, Time: 07:40:25, ID: L2336381-6, Description: DX, Vial: Tray1:20

13C-12378-PeCDD ES

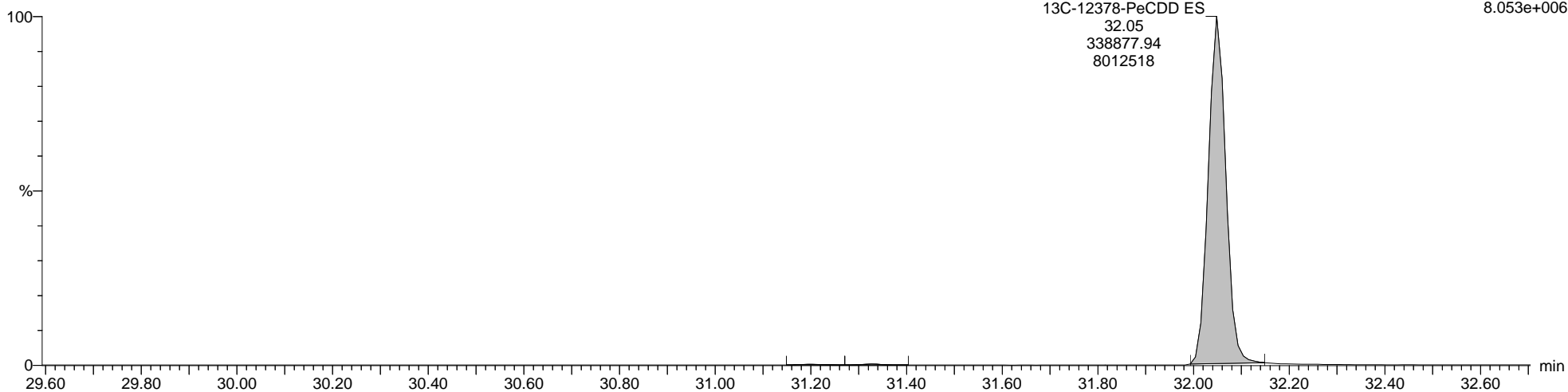
7-190912B24 Smooth(SG,1x1)  
DX L2336381-6

F2:Voltage SIR,EI+  
367.8949  
1.279e+007



7-190912B24 Smooth(SG,1x1)  
DX L2336381-6

F2:Voltage SIR,EI+  
365.8978  
8.053e+006



Quantify Sample Report MassLynx MassLynx V4.1 SCN 901

Dataset: C:\MassLynx\Dioxin.PRO\Result Files\7-190912B2-Q1-0913TP.qld

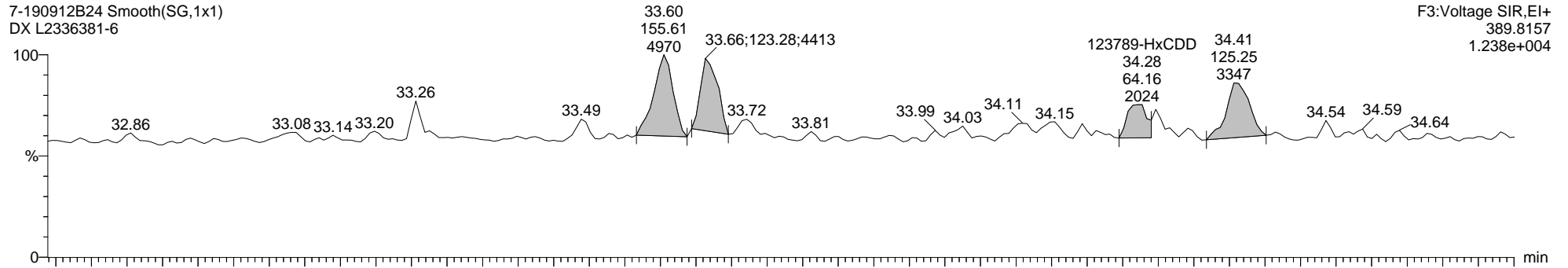
Last Altered: Friday, September 13, 2019 13:44:45 Eastern Daylight Time

Printed: Monday, September 23, 2019 15:33:08 Eastern Daylight Time

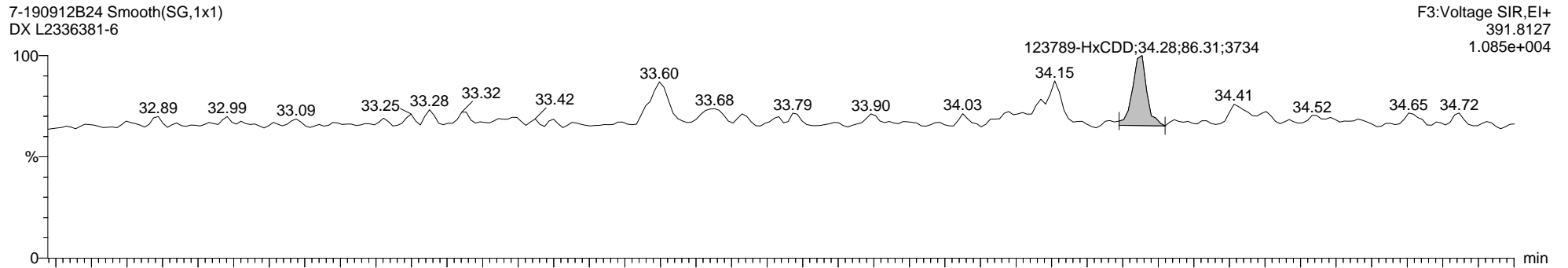
Name: 7-190912B24, Date: 13-Sep-2019, Time: 07:40:25, ID: L2336381-6, Description: DX, Vial: Tray1:20

Total-Hexadioxins

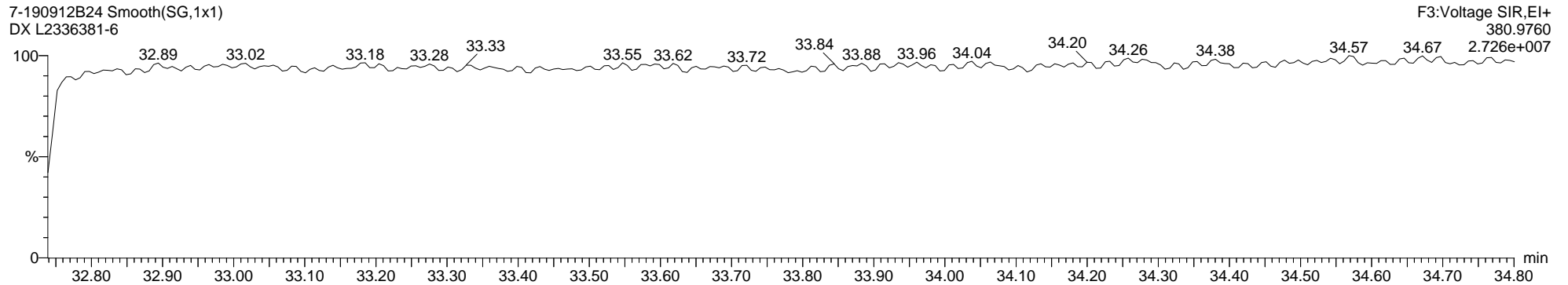
7-190912B24 Smooth(SG,1x1)  
DX L2336381-6



7-190912B24 Smooth(SG,1x1)  
DX L2336381-6



7-190912B24 Smooth(SG,1x1)  
DX L2336381-6



Dataset: C:\MassLynx\Dioxin.PRO\Result Files\7-190912B2-Q1-0913TP.qld

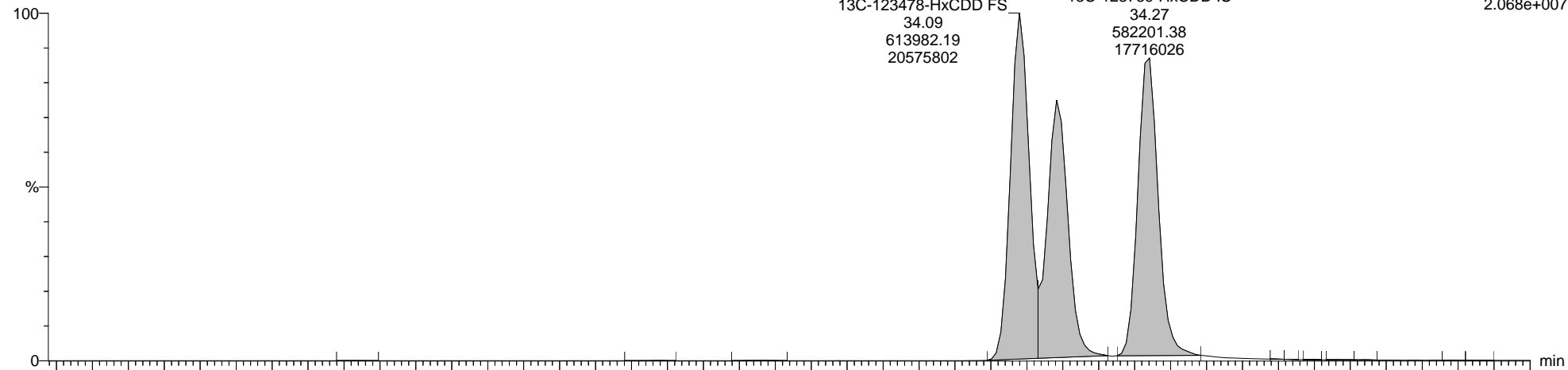
Last Altered: Friday, September 13, 2019 13:44:45 Eastern Daylight Time

Printed: Monday, September 23, 2019 15:33:08 Eastern Daylight Time

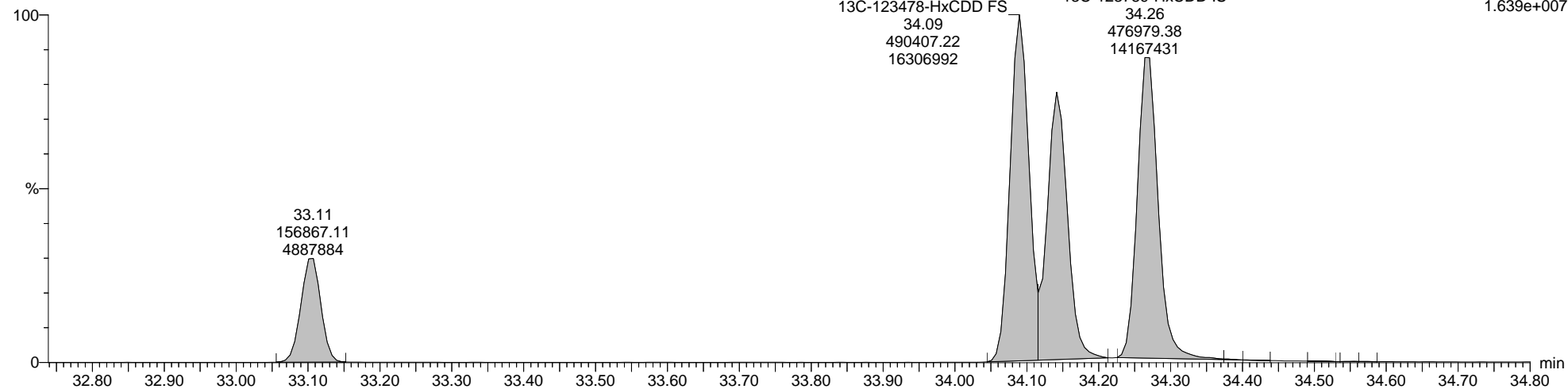
Name: 7-190912B24, Date: 13-Sep-2019, Time: 07:40:25, ID: L2336381-6, Description: DX, Vial: Tray1:20

13C-123678-HxCDD ES

7-190912B24 Smooth(SG,1x1)  
DX L2336381-6



7-190912B24 Smooth(SG,1x1)  
DX L2336381-6



**Quantify Sample Report**      **MassLynx MassLynx V4.1 SCN 901**

Dataset: C:\MassLynx\Dioxin.PRO\Result Files\7-190912B2-Q1-0913TP.qld

Last Altered: Friday, September 13, 2019 13:44:45 Eastern Daylight Time

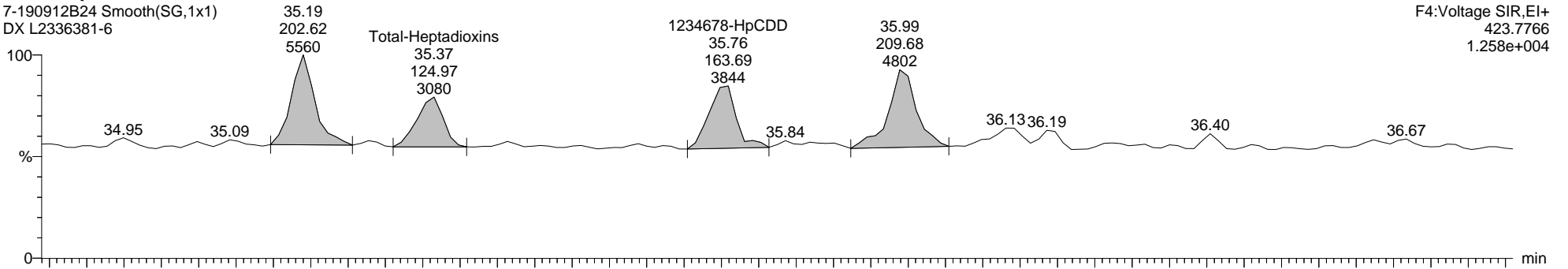
Printed: Monday, September 23, 2019 15:33:08 Eastern Daylight Time

**Name: 7-190912B24, Date: 13-Sep-2019, Time: 07:40:25, ID: L2336381-6, Description: DX, Vial: Tray1:20**

**Total-Heptadioxins**

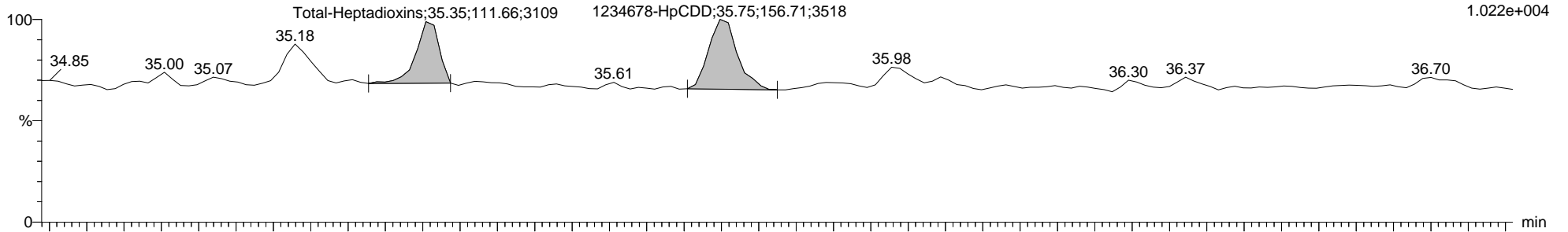
7-190912B24 Smooth(SG,1x1)  
DX L2336381-6

F4:Voltage SIR,EI+  
423.7766  
1.258e+004



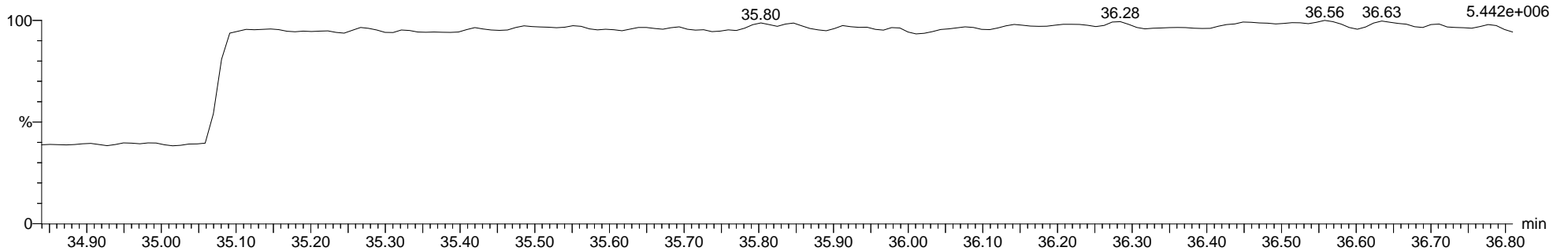
7-190912B24 Smooth(SG,1x1)  
DX L2336381-6

F4:Voltage SIR,EI+  
425.7737  
1.022e+004



7-190912B24 Smooth(SG,1x1)  
DX L2336381-6

F4:Voltage SIR,EI+  
454.9728  
5.442e+006





Quantify Sample Report MassLynx MassLynx V4.1 SCN 901

Dataset: C:\MassLynx\Dioxin.PRO\Result Files\7-190912B2-Q1-0913TP.qld

Last Altered: Friday, September 13, 2019 13:44:45 Eastern Daylight Time

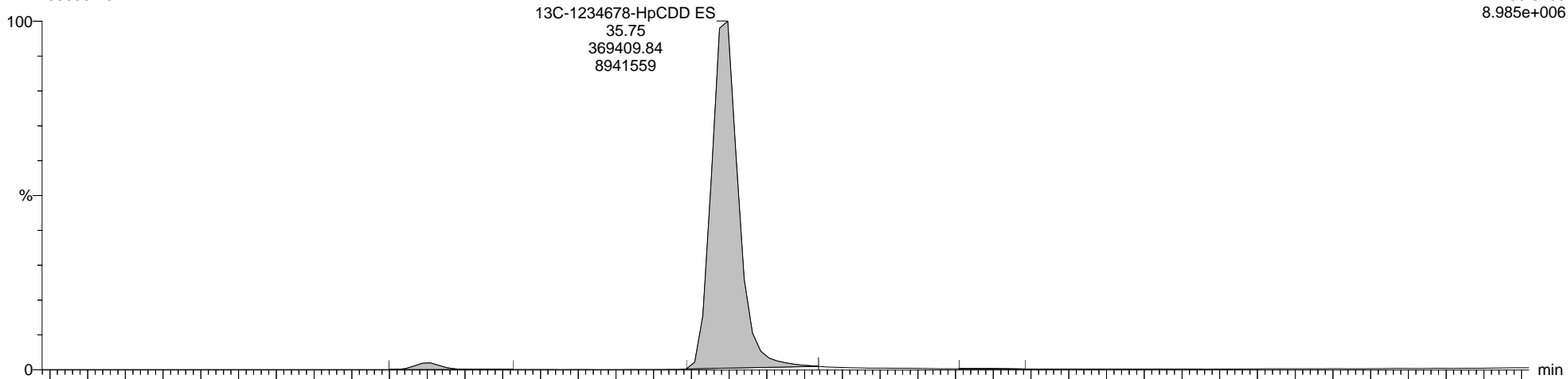
Printed: Monday, September 23, 2019 15:33:08 Eastern Daylight Time

Name: 7-190912B24, Date: 13-Sep-2019, Time: 07:40:25, ID: L2336381-6, Description: DX, Vial: Tray1:20

13C-1234678-HpCDD ES

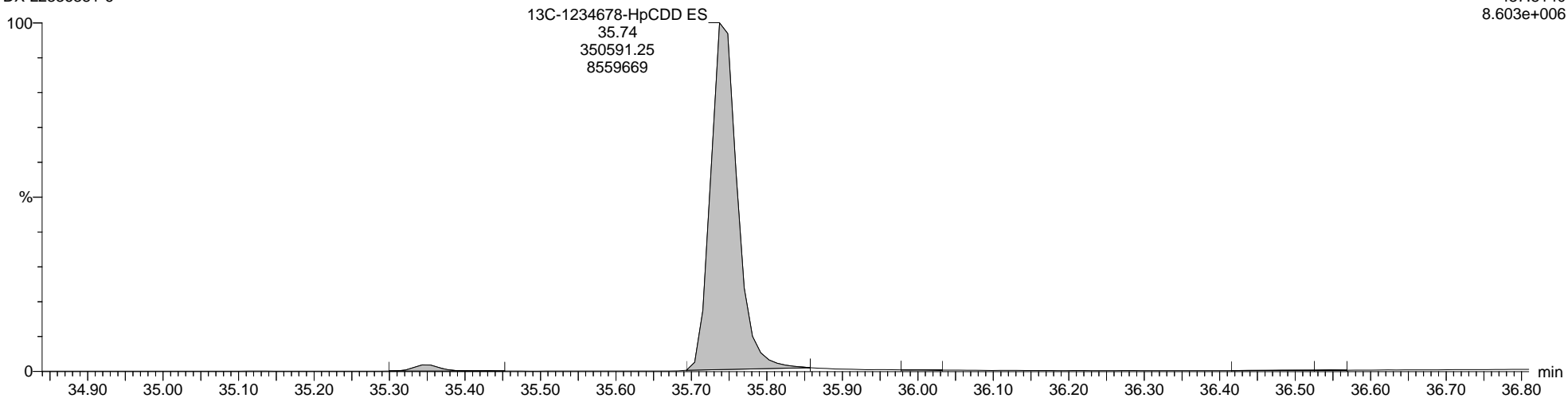
7-190912B24 Smooth(SG,1x1)  
DX L2336381-6

F4:Voltage SIR,EI+  
435.8169  
8.985e+006



7-190912B24 Smooth(SG,1x1)  
DX L2336381-6

F4:Voltage SIR,EI+  
437.8140  
8.603e+006



**Quantify Sample Report**      **MassLynx MassLynx V4.1 SCN 901**

Dataset:      C:\MassLynx\Dioxin.PRO\Result Files\7-190912B2-Q1-0913TP.qld

Last Altered:    Friday, September 13, 2019 13:44:45 Eastern Daylight Time

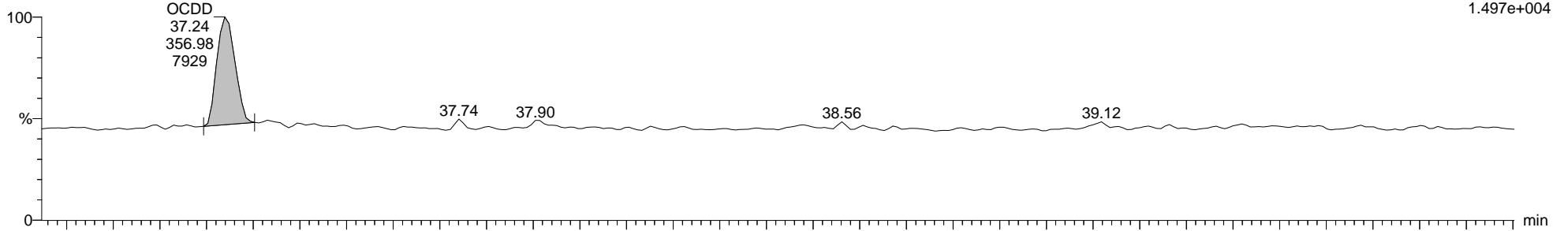
Printed:        Monday, September 23, 2019 15:33:08 Eastern Daylight Time

**Name: 7-190912B24, Date: 13-Sep-2019, Time: 07:40:25, ID: L2336381-6, Description: DX, Vial: Tray1:20**

**Total-OCDD**

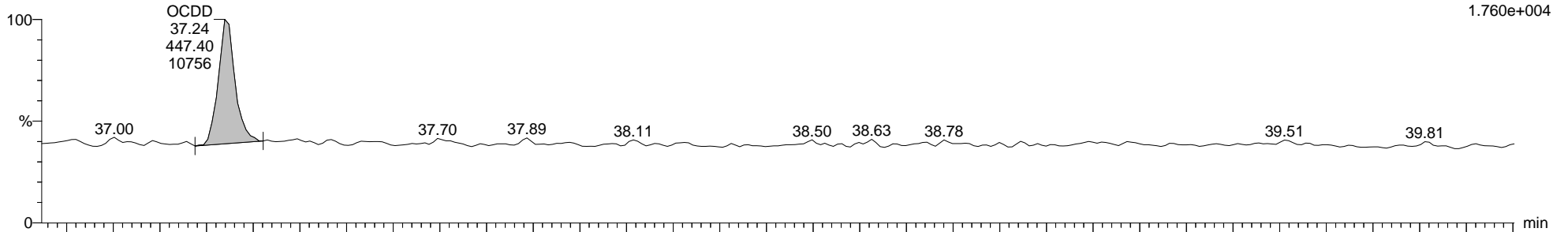
7-190912B24 Smooth(SG,1x1)  
DX L2336381-6

F5:Voltage SIR,EI+  
457.7377  
1.497e+004



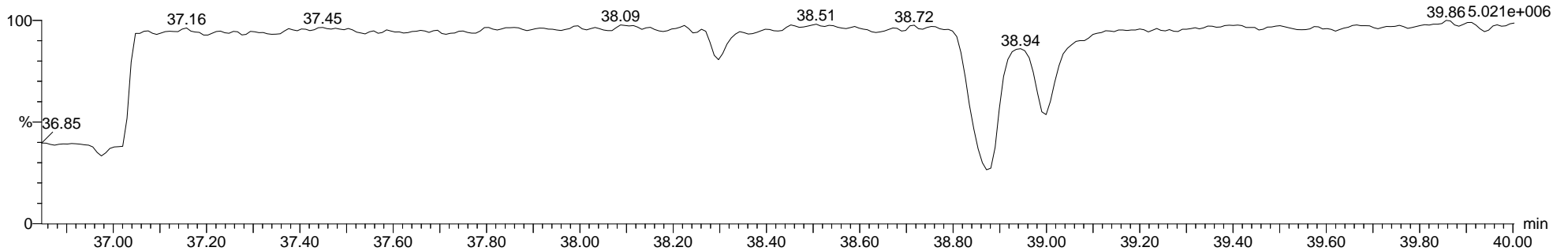
7-190912B24 Smooth(SG,1x1)  
DX L2336381-6

F5:Voltage SIR,EI+  
459.7348  
1.760e+004



7-190912B24 Smooth(SG,1x1)  
DX L2336381-6

F5:Voltage SIR,EI+  
454.9728  
39.865.021e+006



Quantify Sample Report

MassLynx MassLynx V4.1 SCN 901

Dataset: C:\MassLynx\Dioxin.PRO\Result Files\7-190912B2-Q1-0913TP.qld

Last Altered: Friday, September 13, 2019 13:44:45 Eastern Daylight Time


Printed: Monday, September 23, 2019 15:33:08 Eastern Daylight Time

Name: 7-190912B24, Date: 13-Sep-2019, Time: 07:40:25, ID: L2336381-6, Description: DX, Vial: Tray1:20

13C-OCDD ES

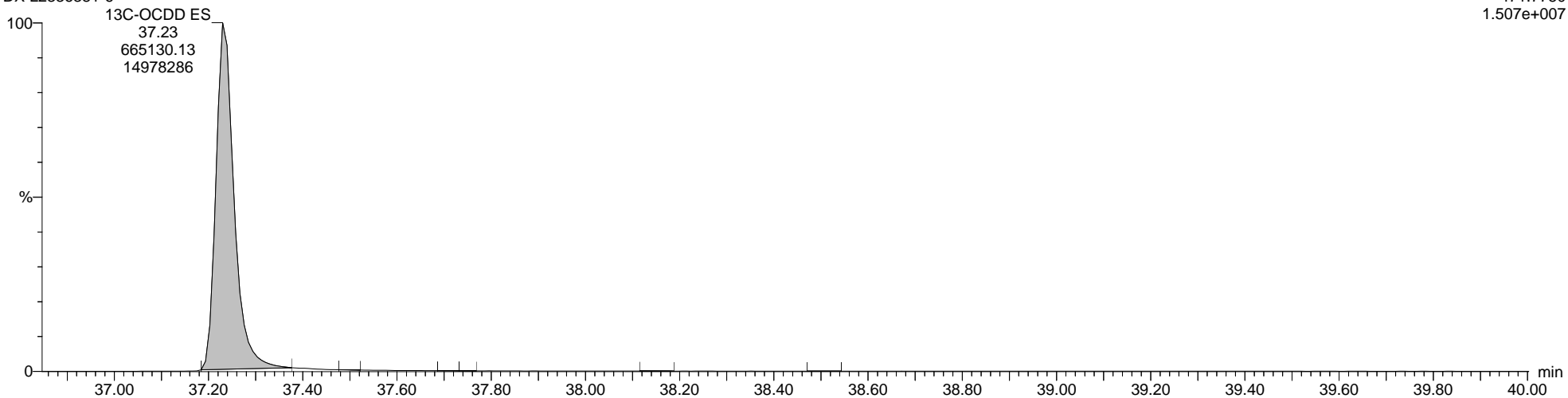
7-190912B24 Smooth(SG,1x1)  
DX L2336381-6

F5:Voltage SIR,EI+  
469.7779  
1.336e+007



7-190912B24 Smooth(SG,1x1)  
DX L2336381-6

F5:Voltage SIR,EI+  
471.7750  
1.507e+007



Quantify Sample Report

MassLynx MassLynx V4.1 SCN 901

Dataset: C:\MassLynx\Dioxin.PRO\Result Files\7-190912B2-Q1-0913TP.qld

Last Altered: Friday, September 13, 2019 13:44:45 Eastern Daylight Time

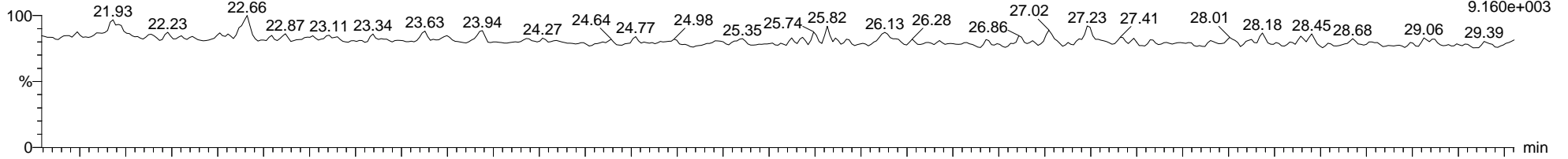
Printed: Monday, September 23, 2019 15:33:08 Eastern Daylight Time

Name: 7-190912B24, Date: 13-Sep-2019, Time: 07:40:25, ID: L2336381-6, Description: DX, Vial: Tray1:20

Total-Tetrafurans

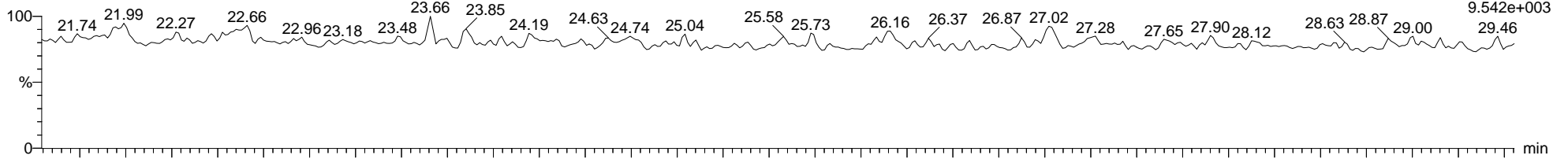
7-190912B24 Smooth(SG,1x1)  
DX L2336381-6

F1:Voltage SIR,EI+  
303.9016  
9.160e+003



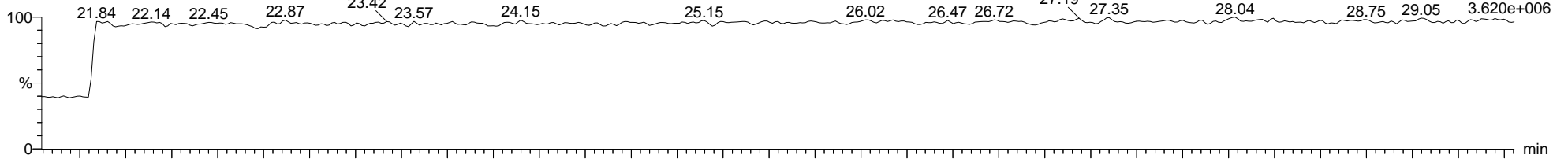
7-190912B24 Smooth(SG,1x1)  
DX L2336381-6

F1:Voltage SIR,EI+  
305.8987  
9.542e+003



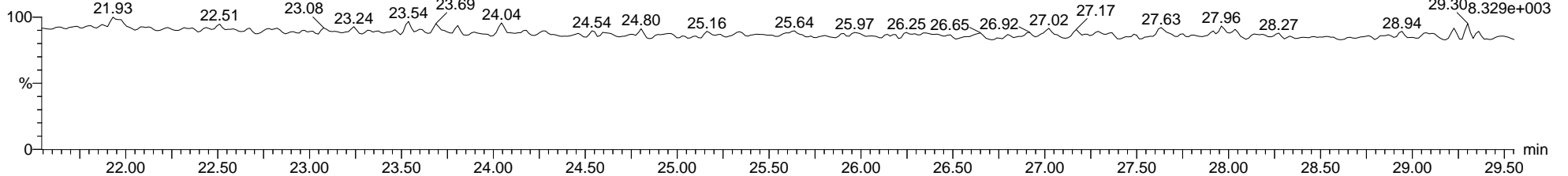
7-190912B24 Smooth(SG,1x1)  
DX L2336381-6

F1:Voltage SIR,EI+  
316.9824  
3.620e+006



7-190912B24 Smooth(SG,1x1)  
DX L2336381-6

F1:Voltage SIR,EI+  
375.8364  
29.308.329e+003



Dataset: C:\MassLynx\Dioxin.PRO\Result Files\7-190912B2-Q1-0913TP.qld

Last Altered: Friday, September 13, 2019 13:44:45 Eastern Daylight Time

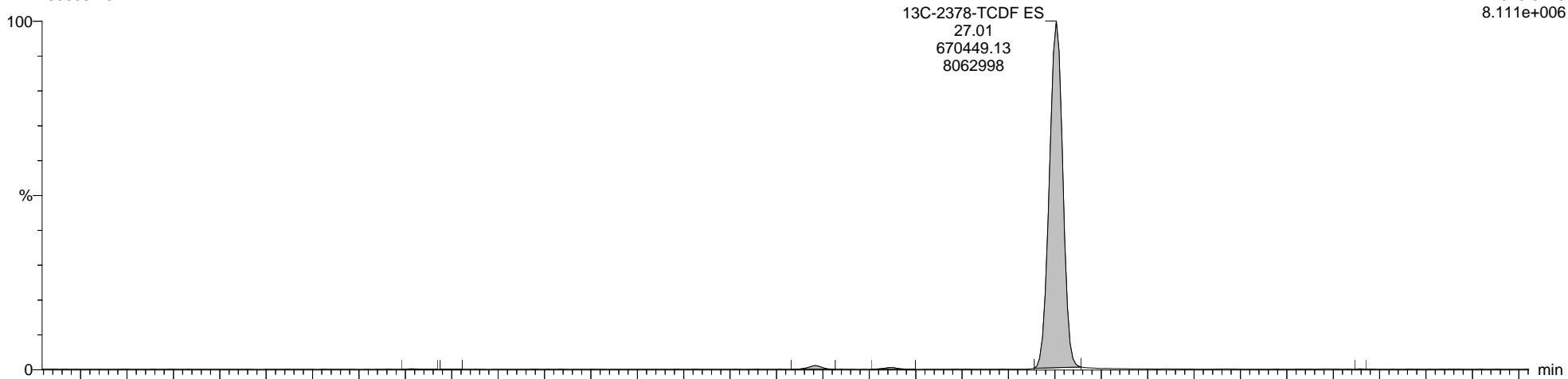
Printed: Monday, September 23, 2019 15:33:08 Eastern Daylight Time

Name: 7-190912B24, Date: 13-Sep-2019, Time: 07:40:25, ID: L2336381-6, Description: DX, Vial: Tray1:20

13C-2378-TCDF ES

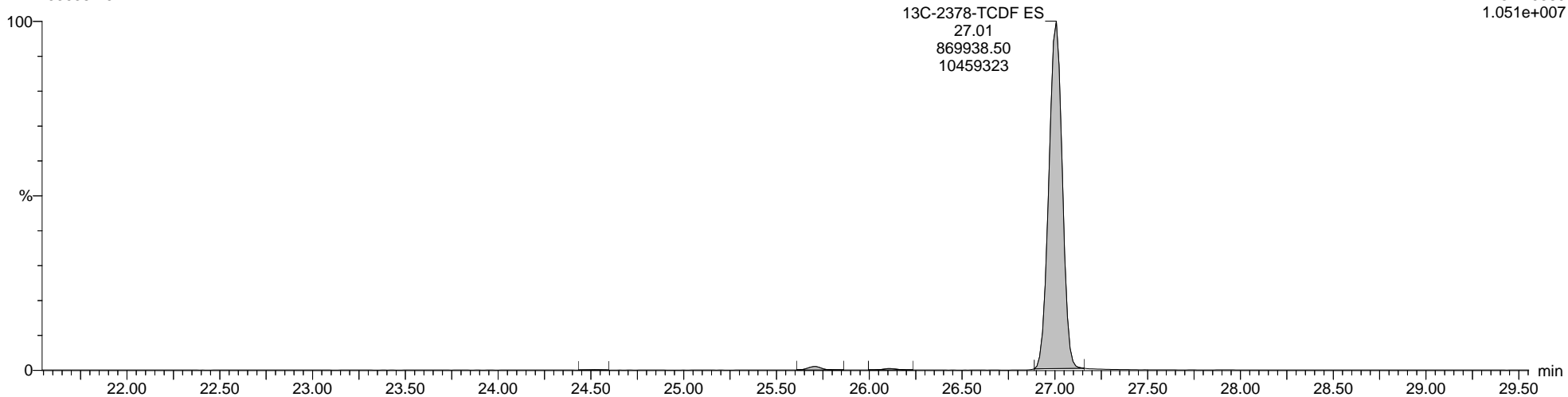
7-190912B24 Smooth(SG,1x1)  
DX L2336381-6

F1:Voltage SIR,EI+  
315.9419  
8.111e+006



7-190912B24 Smooth(SG,1x1)  
DX L2336381-6

F1:Voltage SIR,EI+  
317.9389  
1.051e+007



Quantify Sample Report MassLynx MassLynx V4.1 SCN 901

Dataset: C:\MassLynx\Dioxin.PRO\Result Files\7-190912B2-Q1-0913TP.qld

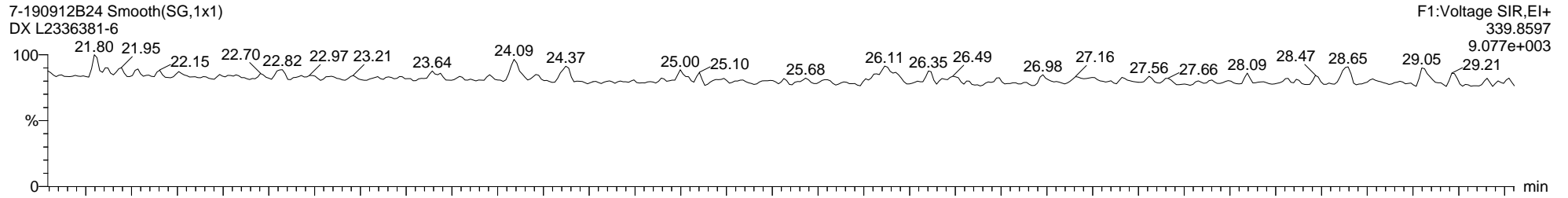
Last Altered: Friday, September 13, 2019 13:44:45 Eastern Daylight Time

Printed: Monday, September 23, 2019 15:33:08 Eastern Daylight Time

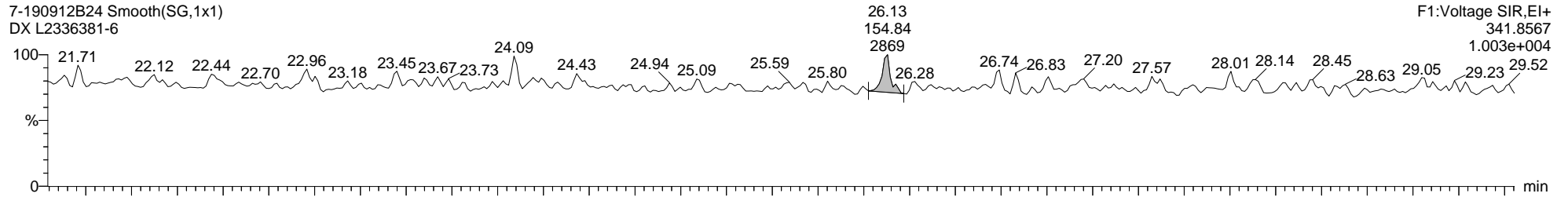
Name: 7-190912B24, Date: 13-Sep-2019, Time: 07:40:25, ID: L2336381-6, Description: DX, Vial: Tray1:20

Total-PeCDF-F1

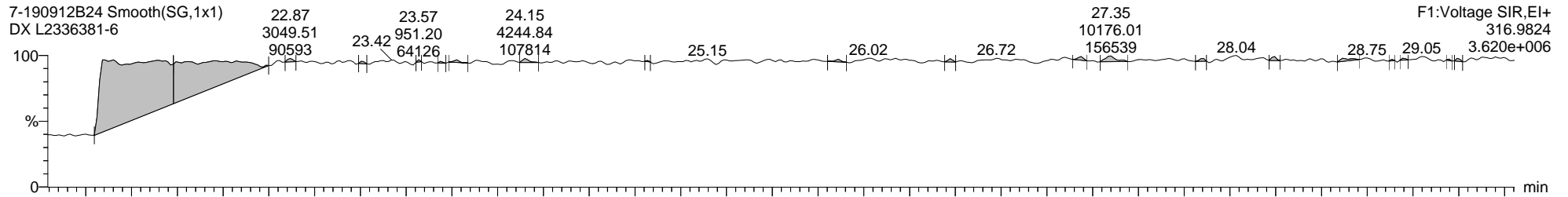
7-190912B24 Smooth(SG,1x1)  
DX L2336381-6



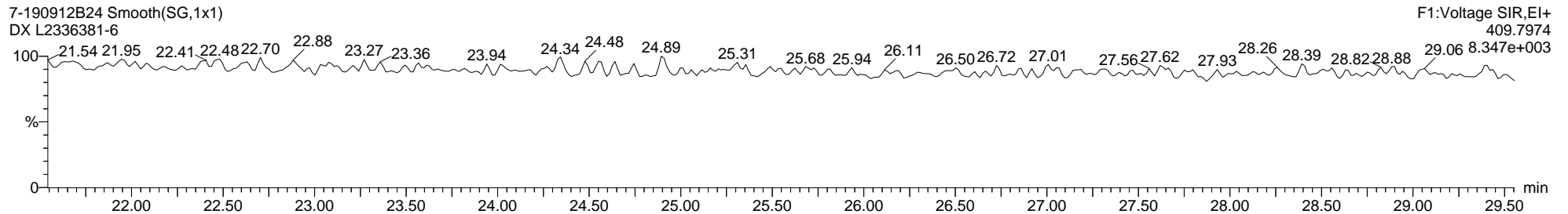
7-190912B24 Smooth(SG,1x1)  
DX L2336381-6



7-190912B24 Smooth(SG,1x1)  
DX L2336381-6



7-190912B24 Smooth(SG,1x1)  
DX L2336381-6



Quantify Sample Report

MassLynx MassLynx V4.1 SCN 901

Dataset: C:\MassLynx\Dioxin.PRO\Result Files\7-190912B2-Q1-0913TP.qld

Last Altered: Friday, September 13, 2019 13:44:45 Eastern Daylight Time

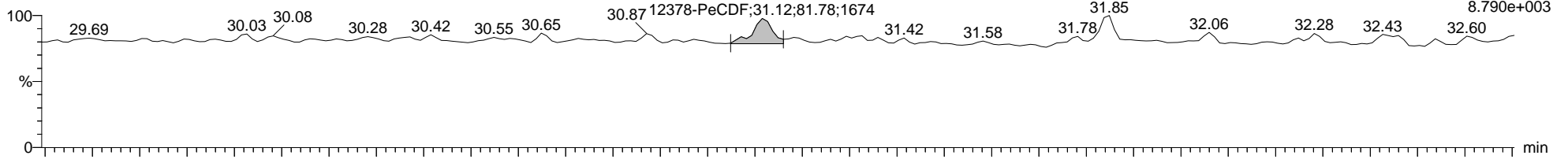
Printed: Monday, September 23, 2019 15:33:08 Eastern Daylight Time

Name: 7-190912B24, Date: 13-Sep-2019, Time: 07:40:25, ID: L2336381-6, Description: DX, Vial: Tray1:20

Total-Pentafurans

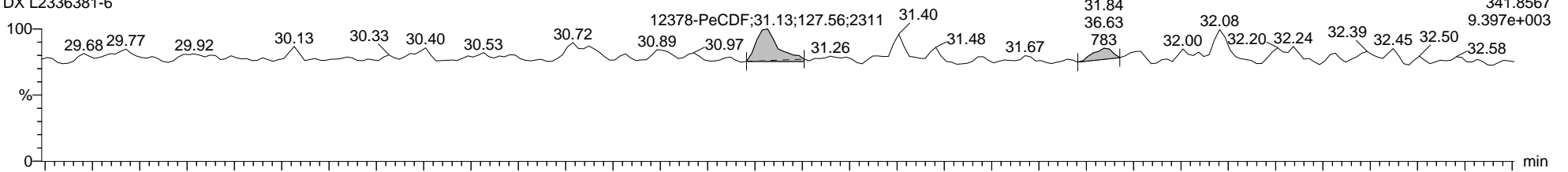
7-190912B24 Smooth(SG,1x1)  
DX L2336381-6

F2:Voltage SIR,EI+  
339.8597  
8.790e+003



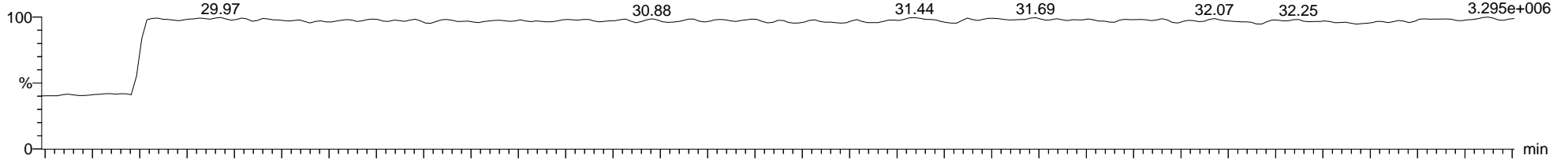
7-190912B24 Smooth(SG,1x1)  
DX L2336381-6

F2:Voltage SIR,EI+  
341.8567  
9.397e+003



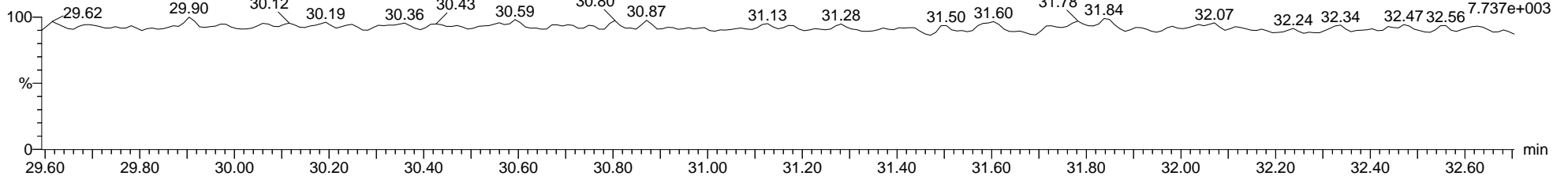
7-190912B24 Smooth(SG,1x1)  
DX L2336381-6

F2:Voltage SIR,EI+  
366.9792  
3.295e+006



7-190912B24 Smooth(SG,1x1)  
DX L2336381-6

F2:Voltage SIR,EI+  
409.7974  
7.737e+003



Dataset: C:\MassLynx\Dioxin.PRO\Result Files\7-190912B2-Q1-0913TP.qld

Last Altered: Friday, September 13, 2019 13:44:45 Eastern Daylight Time

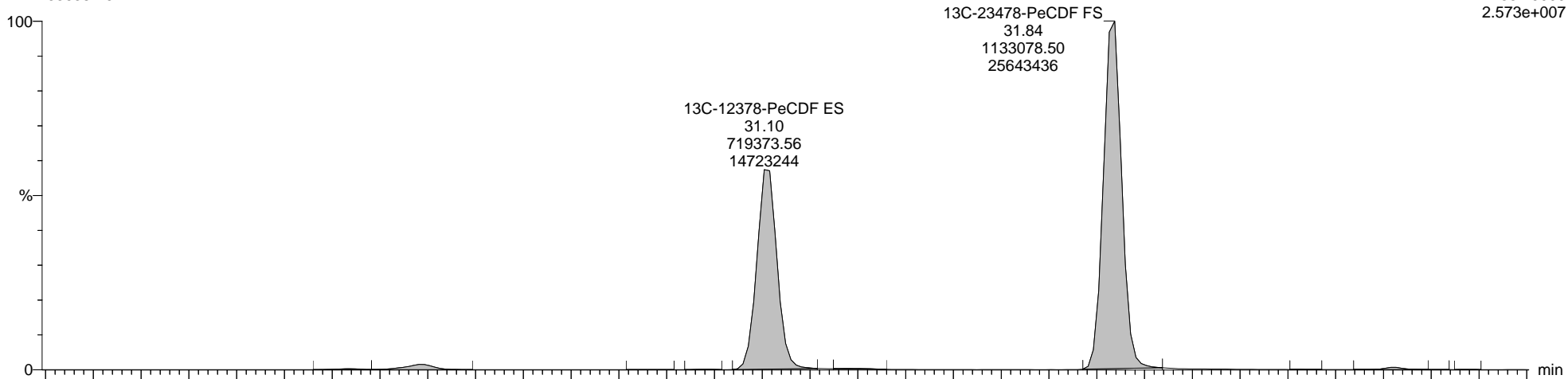
Printed: Monday, September 23, 2019 15:33:08 Eastern Daylight Time

Name: 7-190912B24, Date: 13-Sep-2019, Time: 07:40:25, ID: L2336381-6, Description: DX, Vial: Tray1:20

13C-12378-PeCDF ES

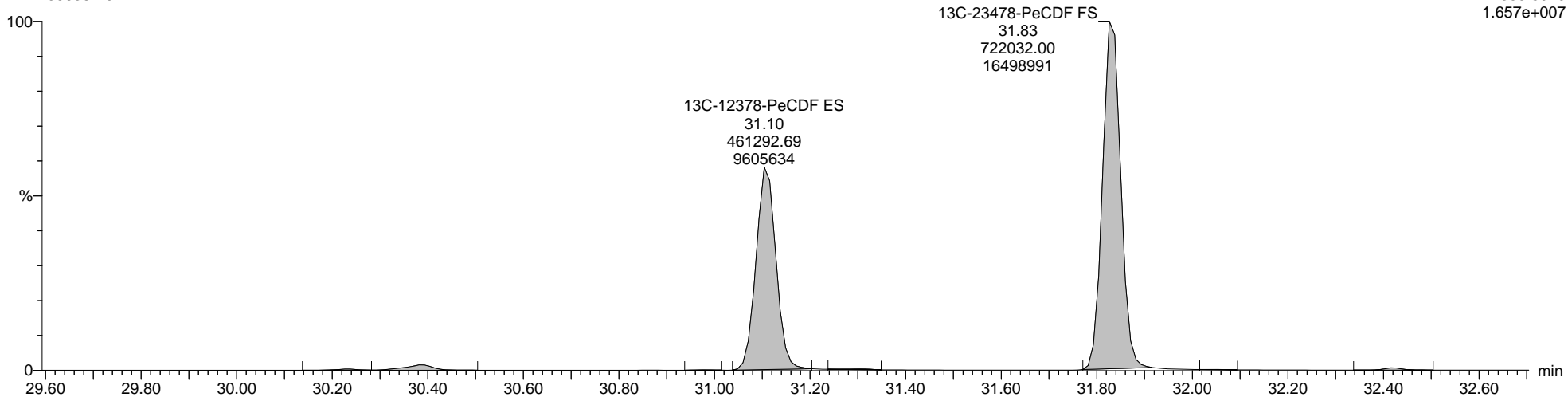
7-190912B24 Smooth(SG,1x1)  
DX L2336381-6

F2:Voltage SIR,EI+  
351.9000  
2.573e+007



7-190912B24 Smooth(SG,1x1)  
DX L2336381-6

F2:Voltage SIR,EI+  
353.8970  
1.657e+007





Quantify Sample Report

MassLynx MassLynx V4.1 SCN 901

Dataset: C:\MassLynx\Dioxin.PRO\Result Files\7-190912B2-Q1-0913TP.qld

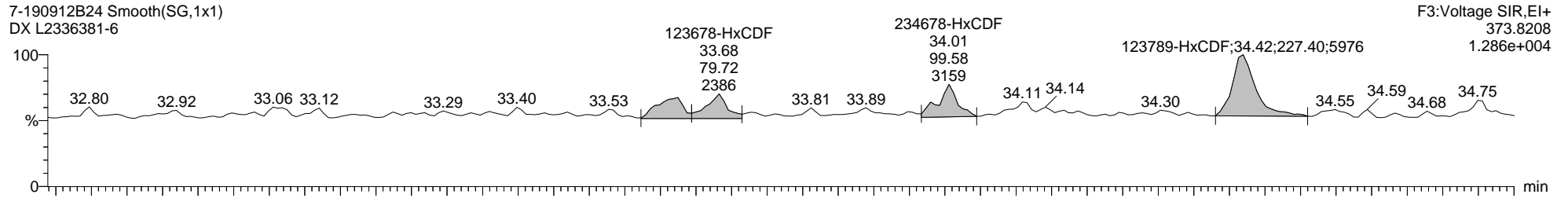
Last Altered: Friday, September 13, 2019 13:44:45 Eastern Daylight Time

Printed: Monday, September 23, 2019 15:33:08 Eastern Daylight Time

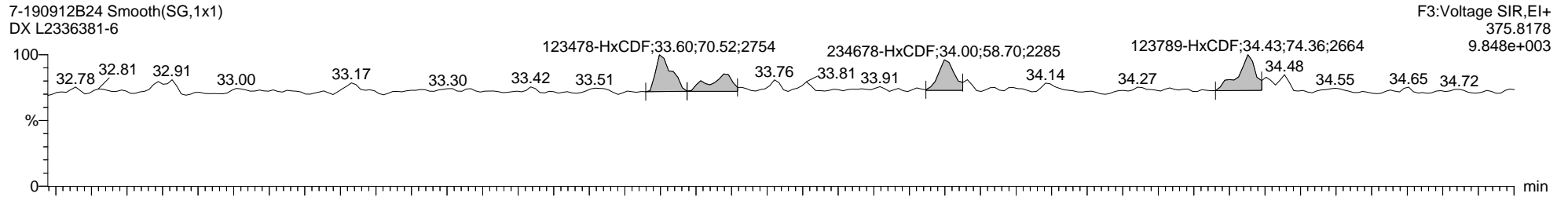
Name: 7-190912B24, Date: 13-Sep-2019, Time: 07:40:25, ID: L2336381-6, Description: DX, Vial: Tray1:20

Total-Hexafurans

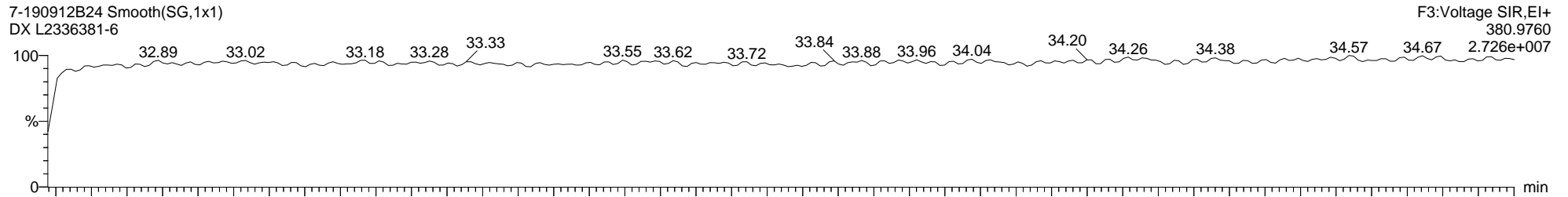
7-190912B24 Smooth(SG,1x1)  
DX L2336381-6



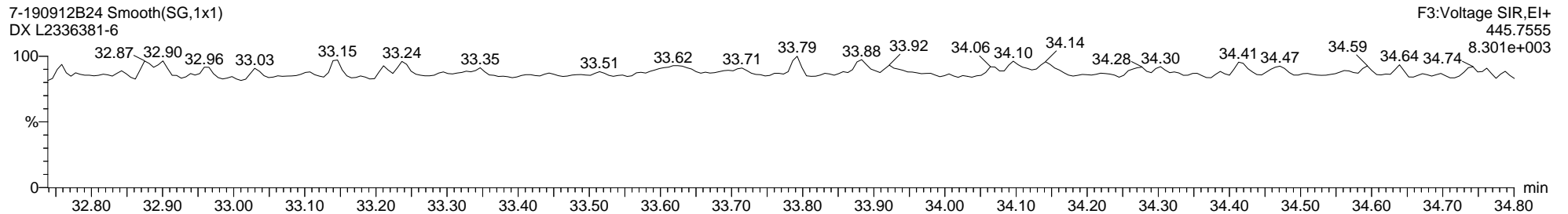
7-190912B24 Smooth(SG,1x1)  
DX L2336381-6



7-190912B24 Smooth(SG,1x1)  
DX L2336381-6



7-190912B24 Smooth(SG,1x1)  
DX L2336381-6



Dataset: C:\MassLynx\Dioxin.PRO\Result Files\7-190912B2-Q1-0913TP.qld

Last Altered: Friday, September 13, 2019 13:44:45 Eastern Daylight Time

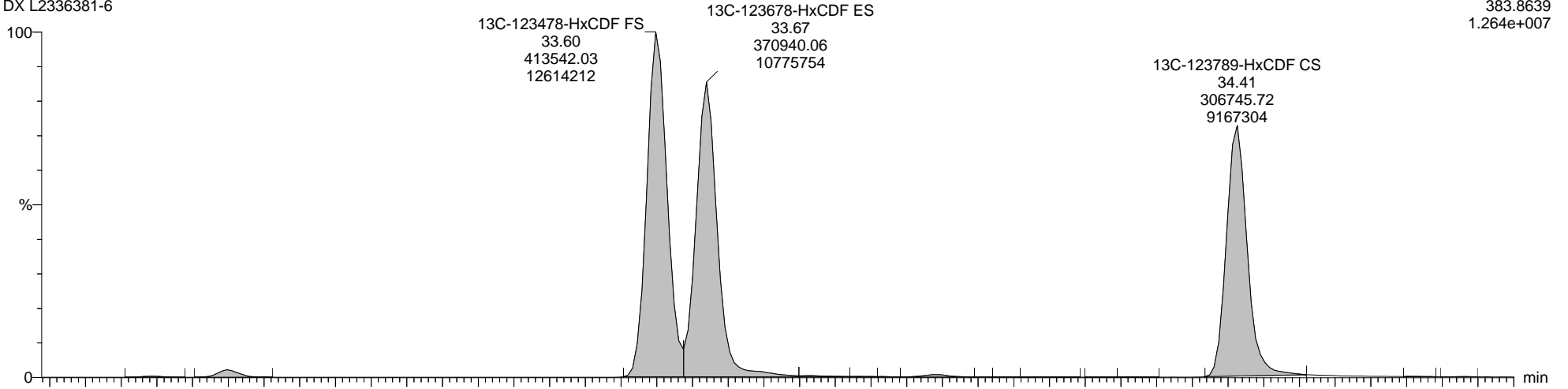
Printed: Monday, September 23, 2019 15:33:08 Eastern Daylight Time

Name: 7-190912B24, Date: 13-Sep-2019, Time: 07:40:25, ID: L2336381-6, Description: DX, Vial: Tray1:20

13C-123678-HxCDF ES

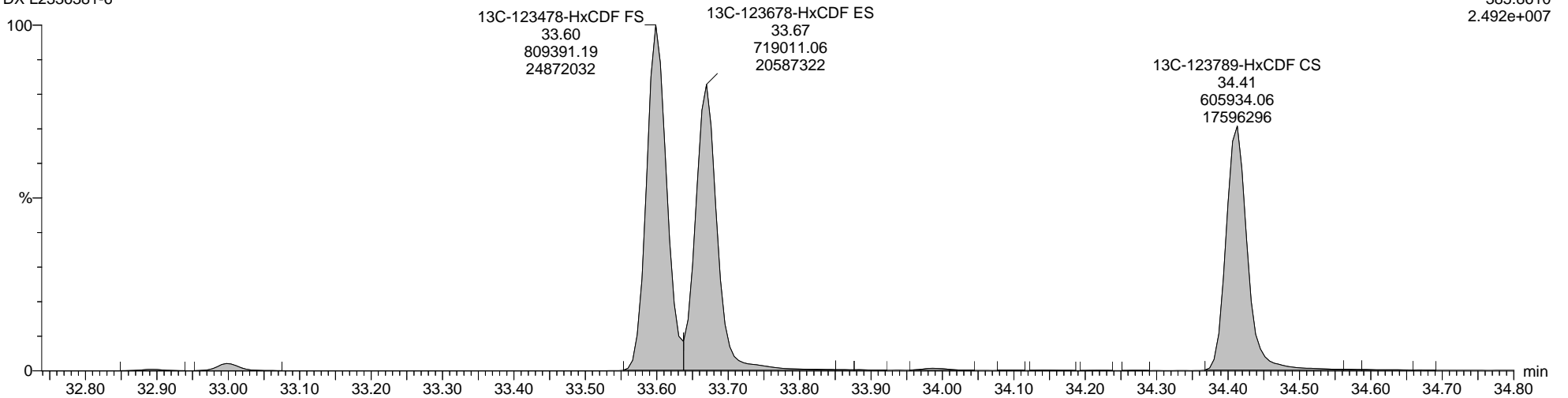
7-190912B24 Smooth(SG,1x1)  
DX L2336381-6

F3:Voltage SIR,EI+  
383.8639  
1.264e+007



7-190912B24 Smooth(SG,1x1)  
DX L2336381-6

F3:Voltage SIR,EI+  
385.8610  
2.492e+007



Quantify Sample Report MassLynx MassLynx V4.1 SCN 901

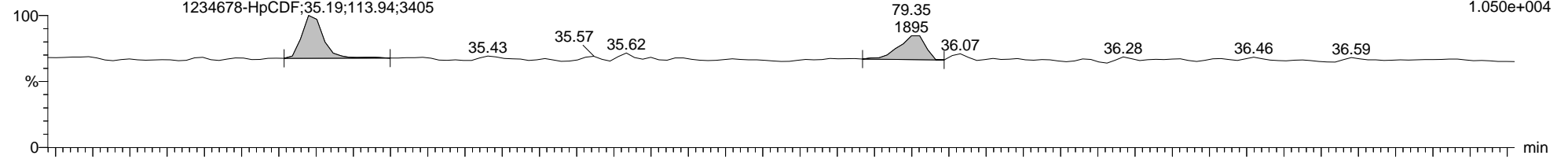
Dataset: C:\MassLynx\Dioxin.PRO\Result Files\7-190912B2-Q1-0913TP.qld

Last Altered: Friday, September 13, 2019 13:44:45 Eastern Daylight Time  
Printed: Monday, September 23, 2019 15:33:08 Eastern Daylight Time

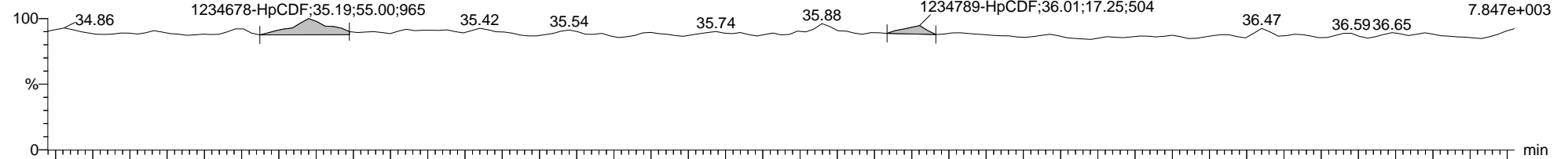
Name: 7-190912B24, Date: 13-Sep-2019, Time: 07:40:25, ID: L2336381-6, Description: DX, Vial: Tray1:20

Total-Heptafurans

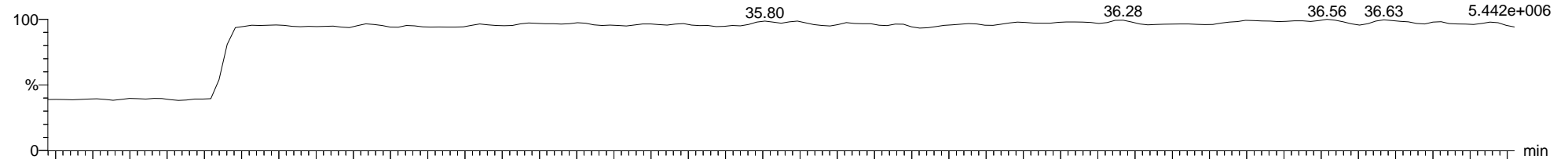
7-190912B24 Smooth(SG,1x1)  
DX L2336381-6



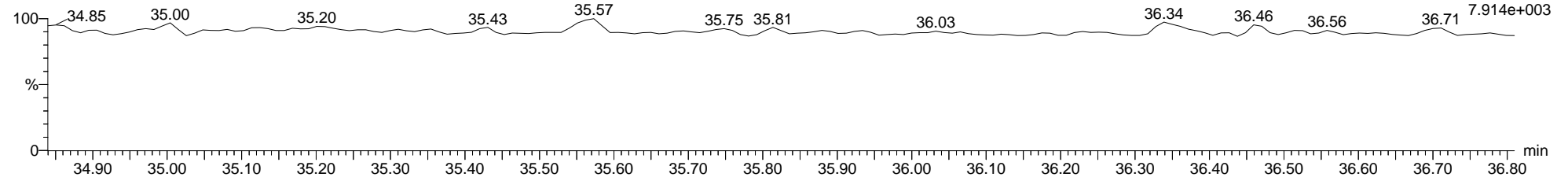
7-190912B24 Smooth(SG,1x1)  
DX L2336381-6



7-190912B24 Smooth(SG,1x1)  
DX L2336381-6



7-190912B24 Smooth(SG,1x1)  
DX L2336381-6



**Quantify Sample Report**      **MassLynx MassLynx V4.1 SCN 901**

Dataset:      C:\MassLynx\Dioxin.PRO\Result Files\7-190912B2-Q1-0913TP.qld

Last Altered:    Friday, September 13, 2019 13:44:45 Eastern Daylight Time

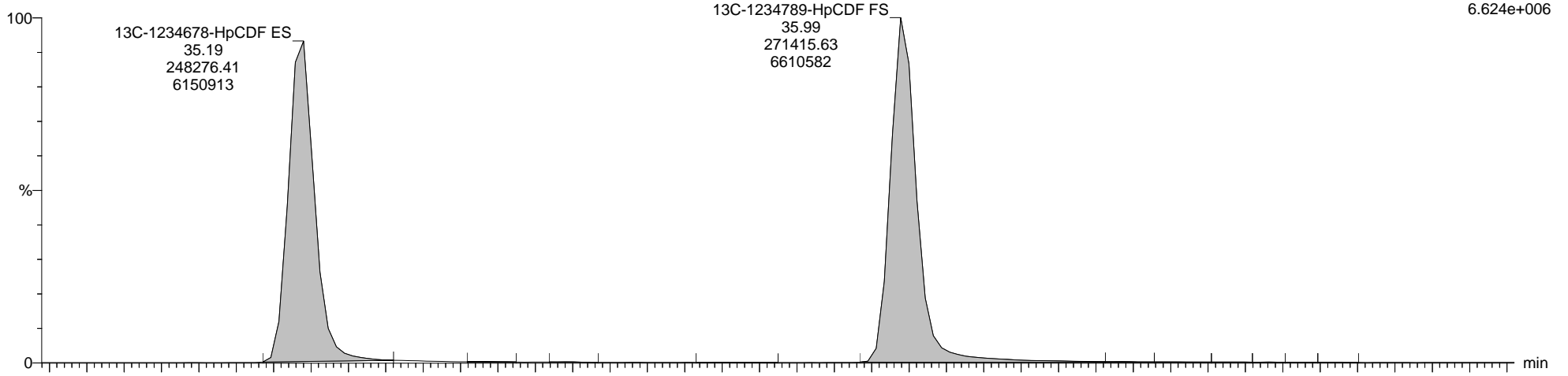
Printed:      Monday, September 23, 2019 15:33:08 Eastern Daylight Time

**Name: 7-190912B24, Date: 13-Sep-2019, Time: 07:40:25, ID: L2336381-6, Description: DX, Vial: Tray1:20**

**13C-1234678-HpCDF ES**

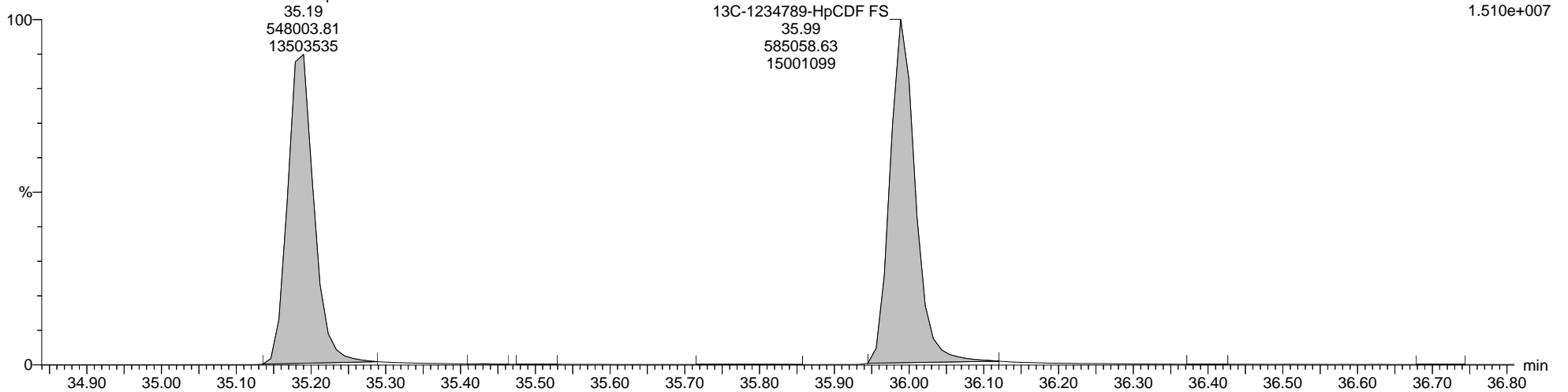
7-190912B24 Smooth(SG,1x1)  
DX L2336381-6

F4:Voltage SIR,EI+  
417.8253  
6.624e+006



7-190912B24 Smooth(SG,1x1)  
DX L2336381-6

F4:Voltage SIR,EI+  
419.8220  
1.510e+007



Quantify Sample Report MassLynx MassLynx V4.1 SCN 901

Dataset: C:\MassLynx\Dioxin.PRO\Result Files\7-190912B2-Q1-0913TP.qld

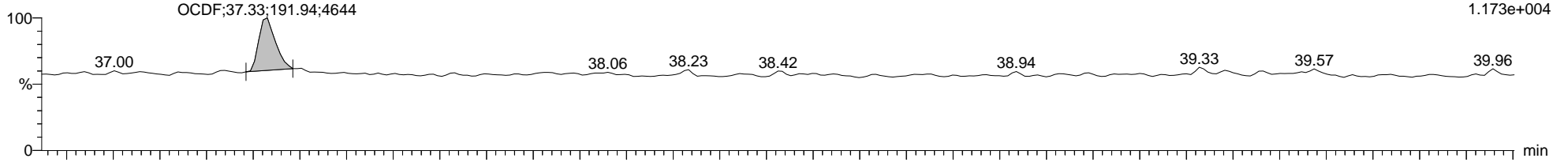
Last Altered: Friday, September 13, 2019 13:44:45 Eastern Daylight Time  
Printed: Monday, September 23, 2019 15:33:08 Eastern Daylight Time

Name: 7-190912B24, Date: 13-Sep-2019, Time: 07:40:25, ID: L2336381-6, Description: DX, Vial: Tray1:20

Totals-OCDF

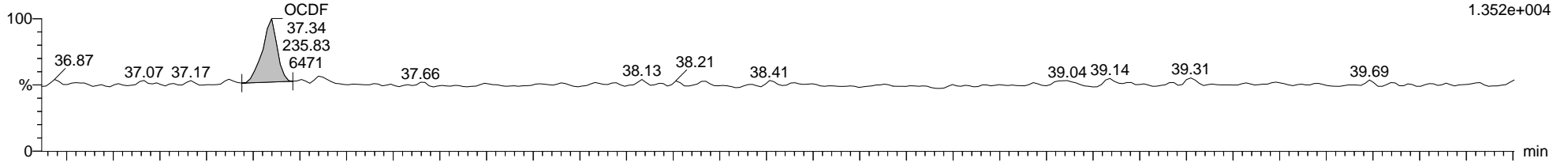
7-190912B24 Smooth(SG,1x1)  
DX L2336381-6

F5:Voltage SIR,EI+  
441.7428  
1.173e+004



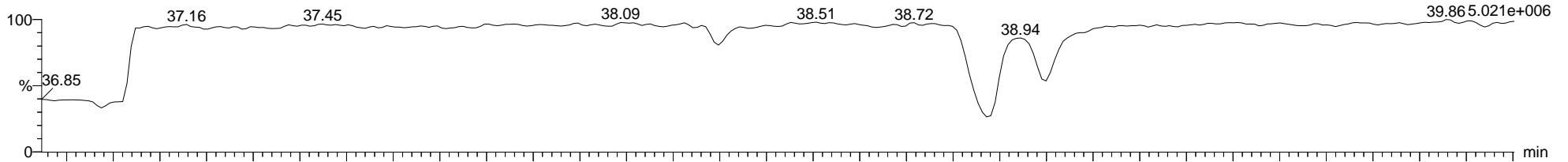
7-190912B24 Smooth(SG,1x1)  
DX L2336381-6

F5:Voltage SIR,EI+  
443.7398  
1.352e+004



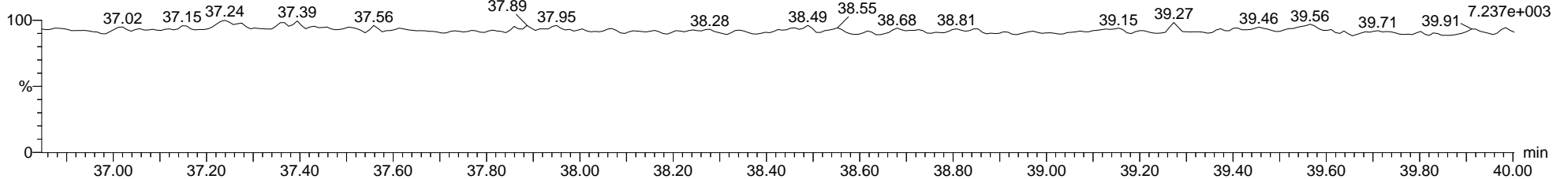
7-190912B24 Smooth(SG,1x1)  
DX L2336381-6

F5:Voltage SIR,EI+  
454.9728  
5.021e+006



7-190912B24 Smooth(SG,1x1)  
DX L2336381-6

F5:Voltage SIR,EI+  
513.6775  
7.237e+003



Quantify Sample Report MassLynx MassLynx V4.1 SCN 901

Dataset: C:\MassLynx\Dioxin.PRO\Result Files\7-190912B2-Q1-0913TP.qld

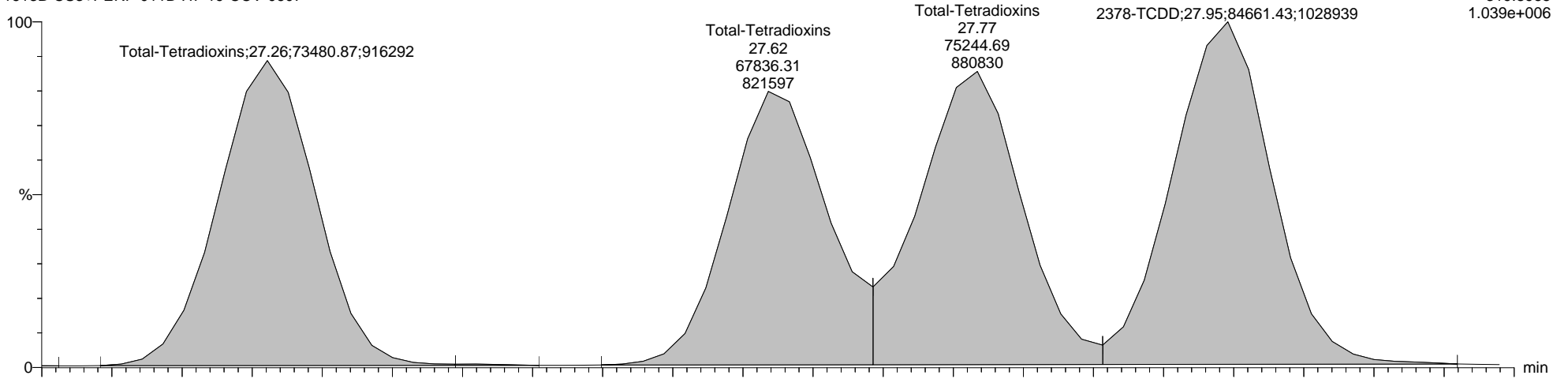
Last Altered: Friday, September 13, 2019 13:44:45 Eastern Daylight Time  
Printed: Monday, September 23, 2019 15:33:08 Eastern Daylight Time

Name: 7-190912B26, Date: 13-Sep-2019, Time: 09:04:49, ID: H7-19-CCV-0607, Description: 1613B-CS3+PERF-011D, Vial: Tray1:1

2378-TCDD

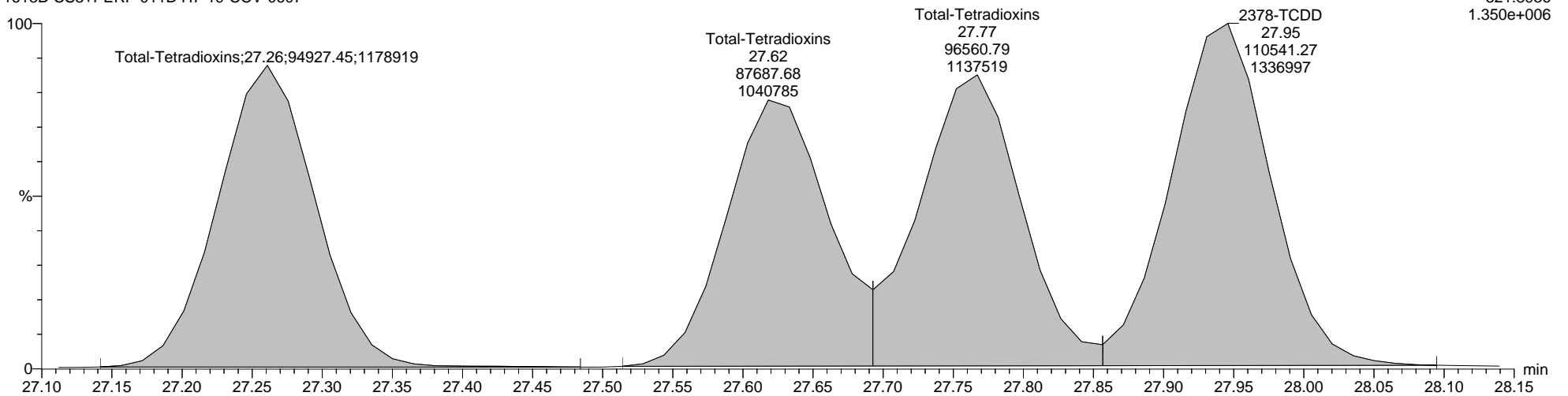
7-190912B26 Smooth(SG,1x1)  
1613B-CS3+PERF-011D H7-19-CCV-0607

F1:Voltage SIR,EI+  
319.8965  
1.039e+006



7-190912B26 Smooth(SG,1x1)  
1613B-CS3+PERF-011D H7-19-CCV-0607

F1:Voltage SIR,EI+  
321.8936  
1.350e+006



Quantify Sample Report MassLynx MassLynx V4.1 SCN 901


Dataset: C:\MassLynx\Dioxin.PRO\Result Files\7-190912B2-Q1-0913TP.qld

Last Altered: Friday, September 13, 2019 13:44:45 Eastern Daylight Time  
Printed: Monday, September 23, 2019 15:33:08 Eastern Daylight Time

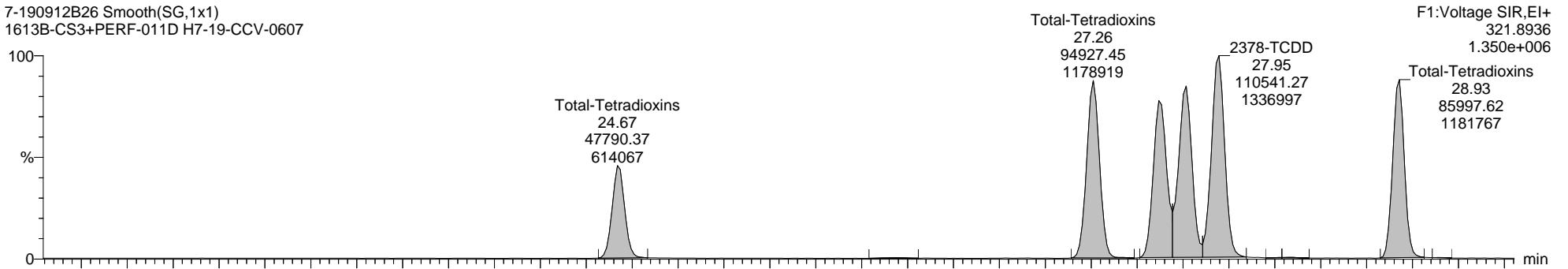
Name: 7-190912B26, Date: 13-Sep-2019, Time: 09:04:49, ID: H7-19-CCV-0607, Description: 1613B-CS3+PERF-011D, Vial: Tray1:1

Total-Tetradoxins

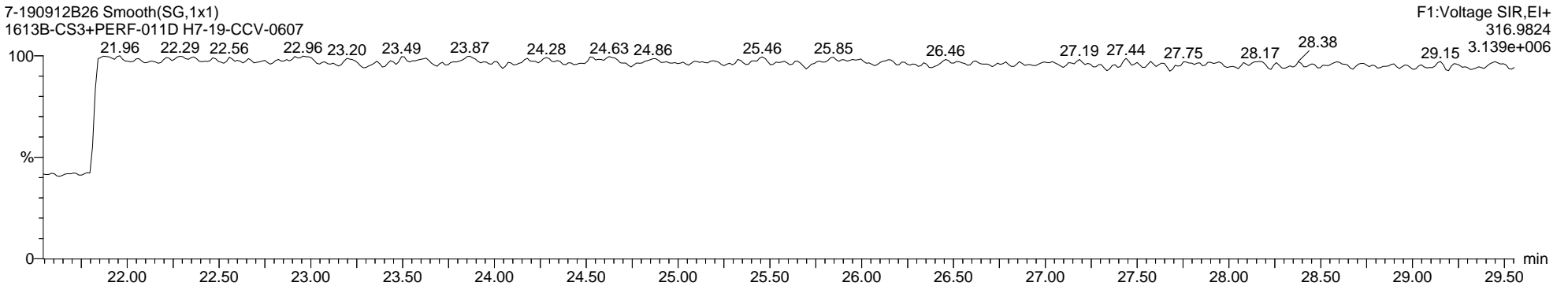
7-190912B26 Smooth(SG,1x1)  
1613B-CS3+PERF-011D H7-19-CCV-0607



7-190912B26 Smooth(SG,1x1)  
1613B-CS3+PERF-011D H7-19-CCV-0607



7-190912B26 Smooth(SG,1x1)  
1613B-CS3+PERF-011D H7-19-CCV-0607



Dataset: C:\MassLynx\Dioxin.PRO\Result Files\7-190912B2-Q1-0913TP.qld

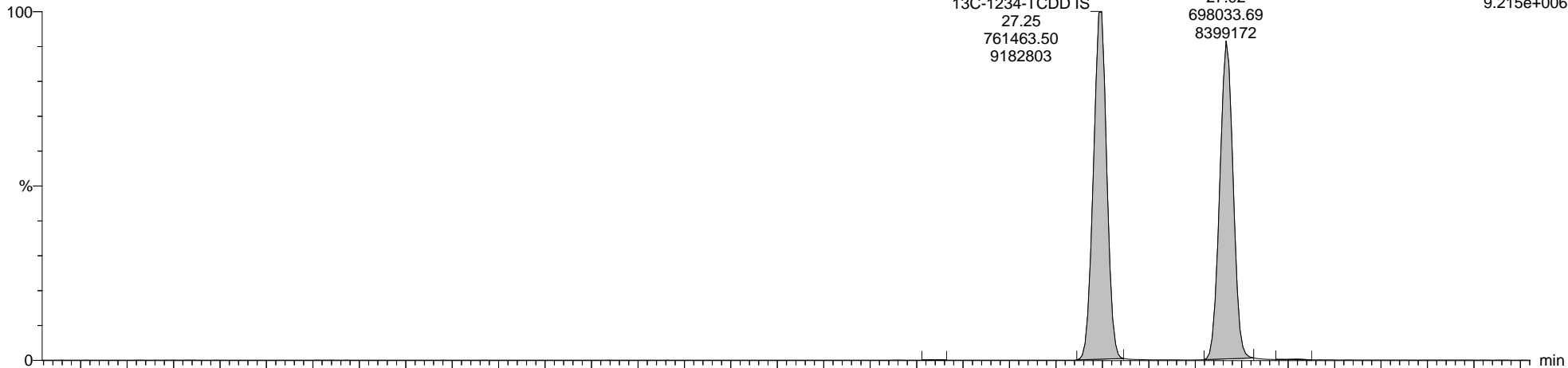
Last Altered: Friday, September 13, 2019 13:44:45 Eastern Daylight Time

Printed: Monday, September 23, 2019 15:33:08 Eastern Daylight Time

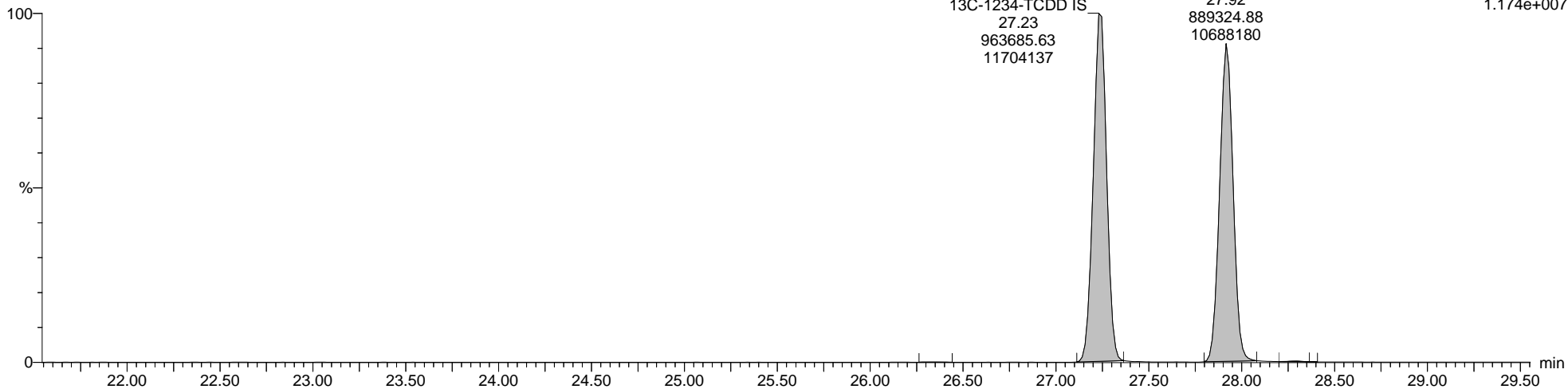
Name: 7-190912B26, Date: 13-Sep-2019, Time: 09:04:49, ID: H7-19-CCV-0607, Description: 1613B-CS3+PERF-011D, Vial: Tray1:1

13C-2378-TCDD ES

7-190912B26 Smooth(SG,1x1)  
1613B-CS3+PERF-011D H7-19-CCV-0607



7-190912B26 Smooth(SG,1x1)  
1613B-CS3+PERF-011D H7-19-CCV-0607





Quantify Sample Report MassLynx MassLynx V4.1 SCN 901

Dataset: C:\MassLynx\Dioxin.PRO\Result Files\7-190912B2-Q1-0913TP.qld


Last Altered: Friday, September 13, 2019 13:44:45 Eastern Daylight Time  
Printed: Monday, September 23, 2019 15:33:08 Eastern Daylight Time

Name: 7-190912B26, Date: 13-Sep-2019, Time: 09:04:49, ID: H7-19-CCV-0607, Description: 1613B-CS3+PERF-011D, Vial: Tray1:1

Totals-37Cl-2378-TCDD

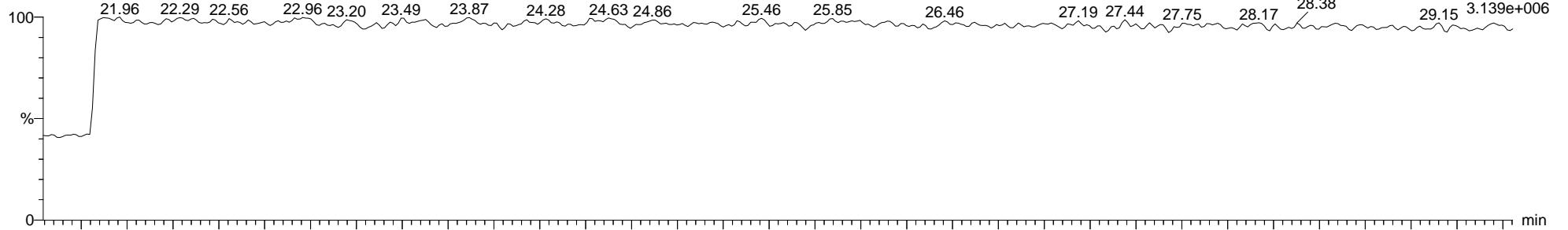
7-190912B26 Smooth(SG,1x1)  
1613B-CS3+PERF-011D H7-19-CCV-0607

F1:Voltage SIR,EI+  
327.8847  
2.369e+006



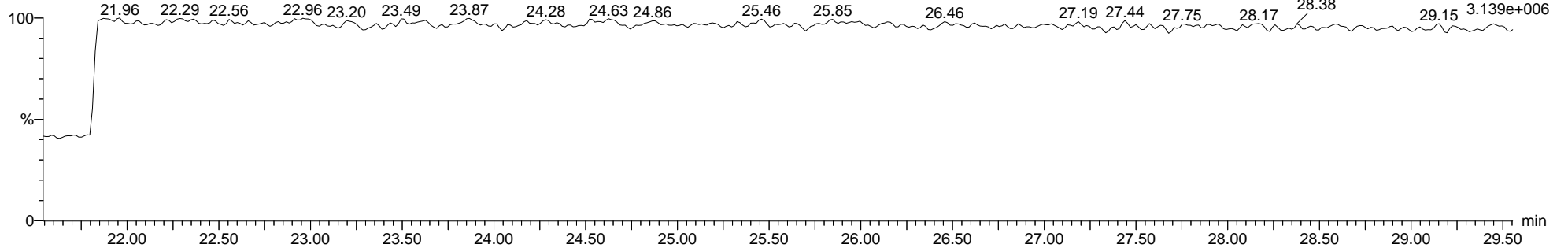
7-190912B26 Smooth(SG,1x1)  
1613B-CS3+PERF-011D H7-19-CCV-0607

F1:Voltage SIR,EI+  
316.9824  
3.139e+006



7-190912B26 Smooth(SG,1x1)  
1613B-CS3+PERF-011D H7-19-CCV-0607

F1:Voltage SIR,EI+  
316.9824  
3.139e+006



Quantify Sample Report MassLynx MassLynx V4.1 SCN 901

Dataset: C:\MassLynx\Dioxin.PRO\Result Files\7-190912B2-Q1-0913TP.qld

Last Altered: Friday, September 13, 2019 13:44:45 Eastern Daylight Time

Printed: Monday, September 23, 2019 15:33:08 Eastern Daylight Time

Name: 7-190912B26, Date: 13-Sep-2019, Time: 09:04:49, ID: H7-19-CCV-0607, Description: 1613B-CS3+PERF-011D, Vial: Tray1:1

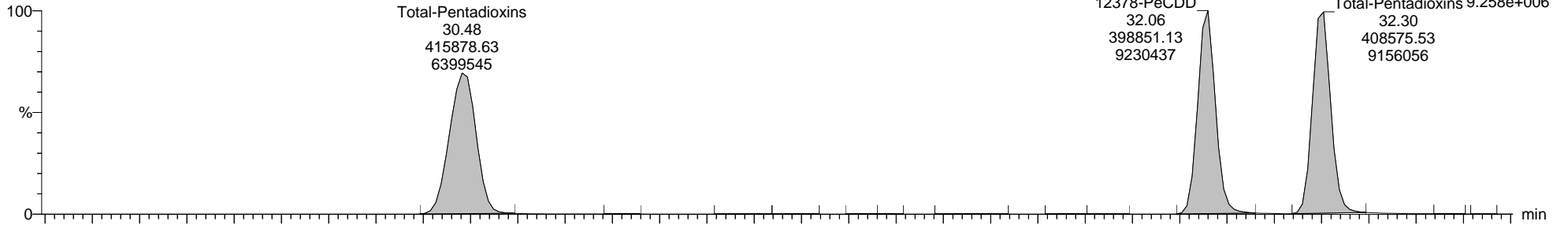
Total-Pentadioxins

7-190912B26 Smooth(SG,1x1)

1613B-CS3+PERF-011D H7-19-CCV-0607

F2:Voltage SIR,EI+

355.8546




7-190912B26 Smooth(SG,1x1)

1613B-CS3+PERF-011D H7-19-CCV-0607

F2:Voltage SIR,EI+

353.8576

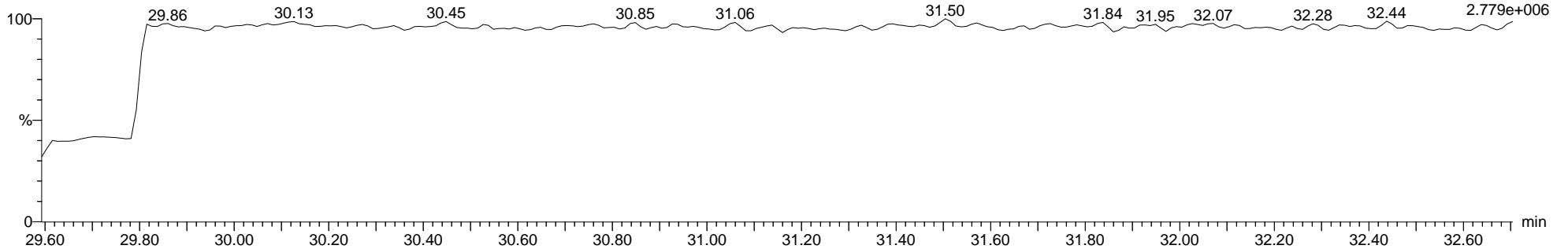


7-190912B26 Smooth(SG,1x1)

1613B-CS3+PERF-011D H7-19-CCV-0607

F2:Voltage SIR,EI+

366.9792



Dataset: C:\MassLynx\Dioxin.PRO\Result Files\7-190912B2-Q1-0913TP.qld

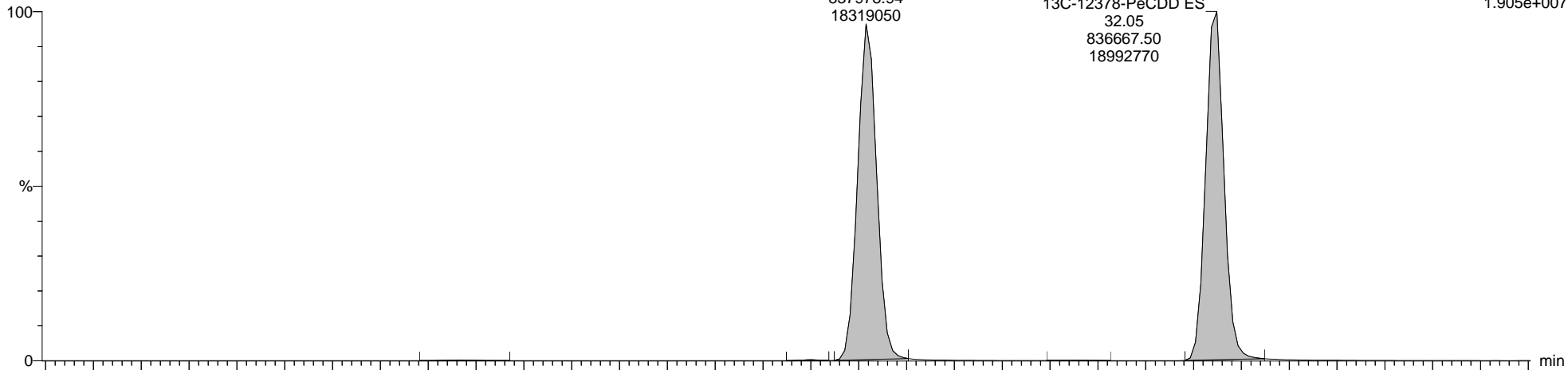
Last Altered: Friday, September 13, 2019 13:44:45 Eastern Daylight Time

Printed: Monday, September 23, 2019 15:33:08 Eastern Daylight Time

Name: 7-190912B26, Date: 13-Sep-2019, Time: 09:04:49, ID: H7-19-CCV-0607, Description: 1613B-CS3+PERF-011D, Vial: Tray1:1

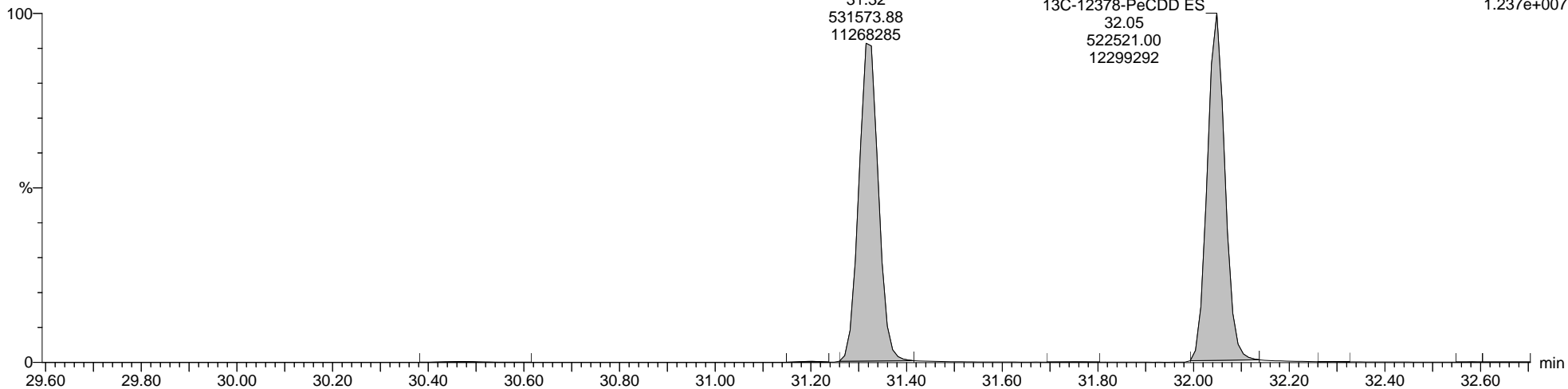
13C-12378-PeCDD ES

7-190912B26 Smooth(SG,1x1)  
1613B-CS3+PERF-011D H7-19-CCV-0607



F2:Voltage SIR,EI+  
367.8949  
1.905e+007

7-190912B26 Smooth(SG,1x1)  
1613B-CS3+PERF-011D H7-19-CCV-0607



F2:Voltage SIR,EI+  
365.8978  
1.237e+007

Quantify Sample Report MassLynx MassLynx V4.1 SCN 901

Dataset: C:\MassLynx\Dioxin.PRO\Result Files\7-190912B2-Q1-0913TP.qld

Last Altered: Friday, September 13, 2019 13:44:45 Eastern Daylight Time  
Printed: Monday, September 23, 2019 15:33:08 Eastern Daylight Time

Name: 7-190912B26, Date: 13-Sep-2019, Time: 09:04:49, ID: H7-19-CCV-0607, Description: 1613B-CS3+PERF-011D, Vial: Tray1:1


Total-Hexadioxins

7-190912B26 Smooth(SG,1x1)  
1613B-CS3+PERF-011D H7-19-CCV-0607

Total-Hexadioxins  
33.26  
339401.06  
9696873

123678-HxCDD;34.15;357577.19;10968490

F3:Voltage SIR,EI+  
389.8157  
1.109e+007




7-190912B26 Smooth(SG,1x1)  
1613B-CS3+PERF-011D H7-19-CCV-0607

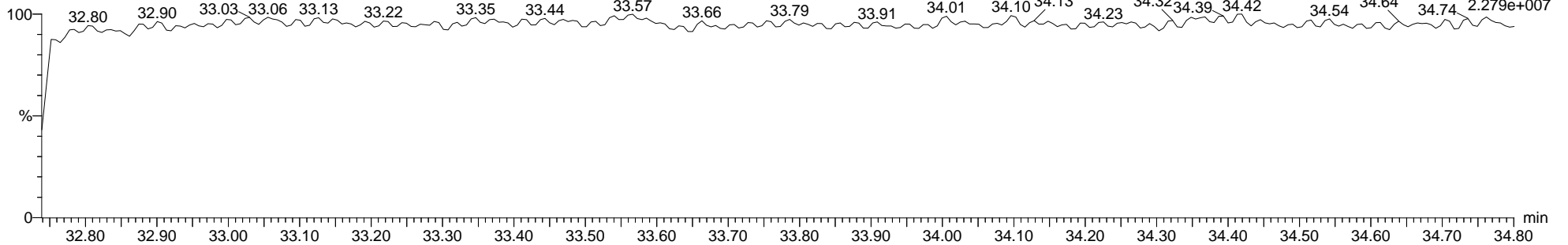
Total-Hexadioxins  
33.26  
278904.41  
7792846

123678-HxCDD;34.15;289130.81;8958139

F3:Voltage SIR,EI+  
391.8127  
9.065e+006



7-190912B26 Smooth(SG,1x1)  
1613B-CS3+PERF-011D H7-19-CCV-0607



F3:Voltage SIR,EI+  
380.9760  
2.279e+007

Quantify Sample Report MassLynx MassLynx V4.1 SCN 901

Dataset: C:\MassLynx\Dioxin.PRO\Result Files\7-190912B2-Q1-0913TP.qld

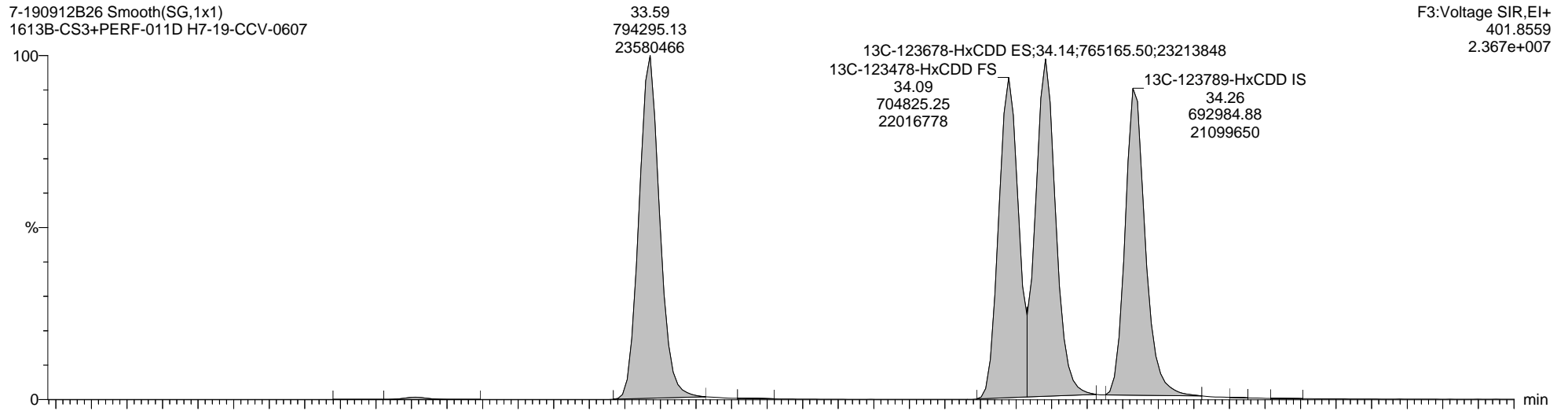
Last Altered: Friday, September 13, 2019 13:44:45 Eastern Daylight Time

Printed: Monday, September 23, 2019 15:33:08 Eastern Daylight Time

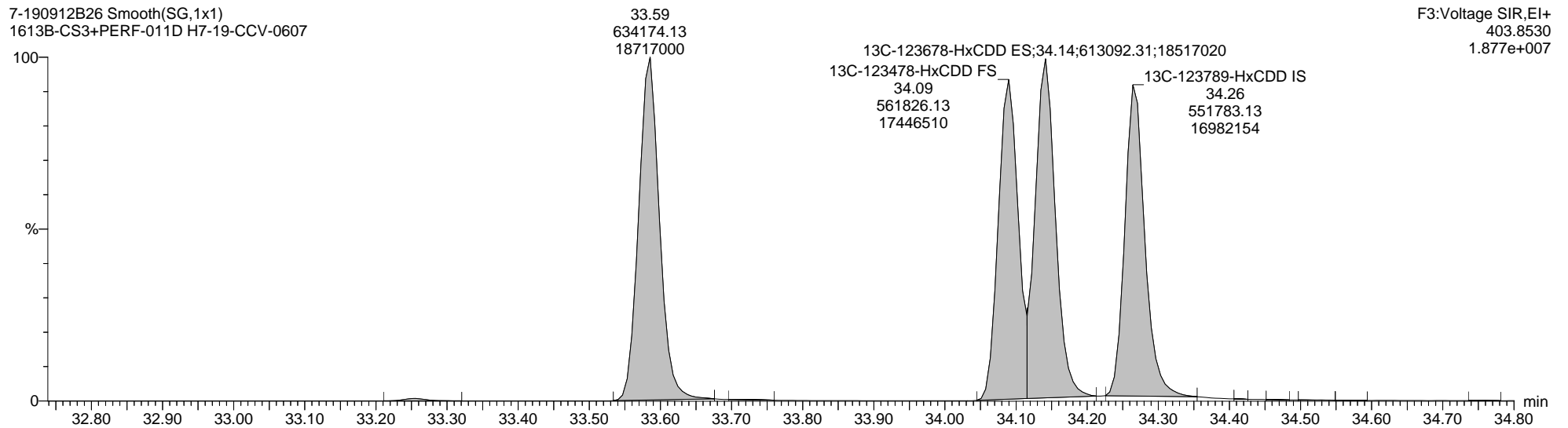
Name: 7-190912B26, Date: 13-Sep-2019, Time: 09:04:49, ID: H7-19-CCV-0607, Description: 1613B-CS3+PERF-011D, Vial: Tray1:1

13C-123678-HxCDD ES

7-190912B26 Smooth(SG,1x1)  
1613B-CS3+PERF-011D H7-19-CCV-0607



7-190912B26 Smooth(SG,1x1)  
1613B-CS3+PERF-011D H7-19-CCV-0607



Quantify Sample Report MassLynx MassLynx V4.1 SCN 901

Dataset: C:\MassLynx\Dioxin.PRO\Result Files\7-190912B2-Q1-0913TP.qld

Last Altered: Friday, September 13, 2019 13:44:45 Eastern Daylight Time

Printed: Monday, September 23, 2019 15:33:08 Eastern Daylight Time

Name: 7-190912B26, Date: 13-Sep-2019, Time: 09:04:49, ID: H7-19-CCV-0607, Description: 1613B-CS3+PERF-011D, Vial: Tray1:1

Total-Heptadioxins

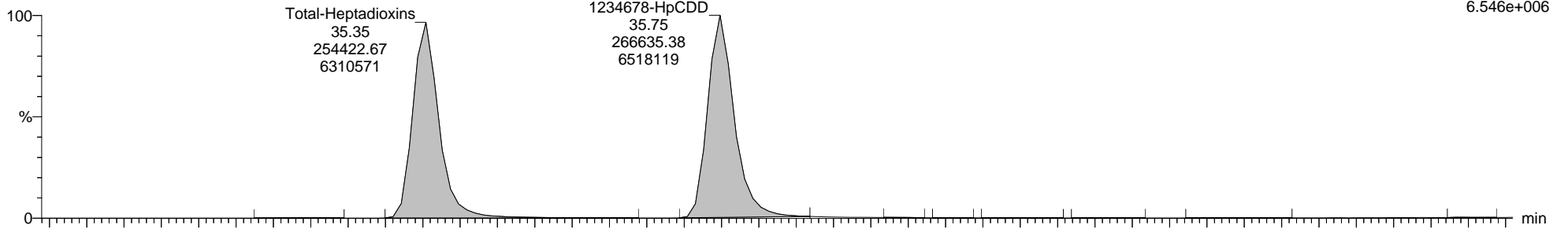
7-190912B26 Smooth(SG,1x1)

1613B-CS3+PERF-011D H7-19-CCV-0607

F4:Voltage SIR,EI+

423.7766

6.546e+006



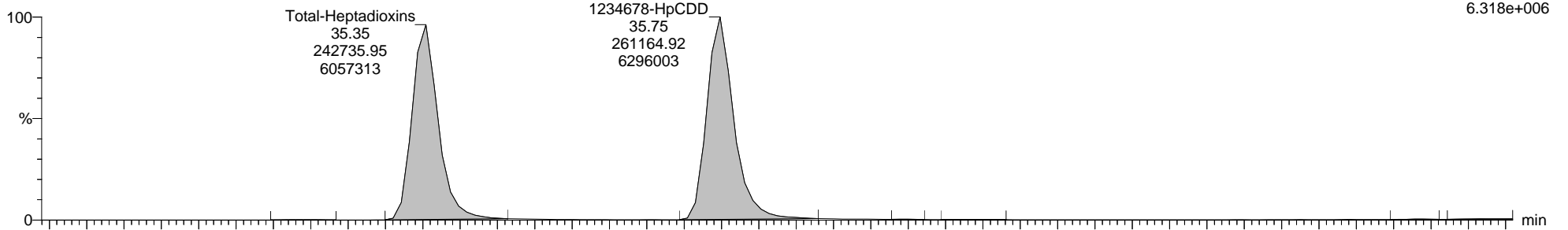
7-190912B26 Smooth(SG,1x1)

1613B-CS3+PERF-011D H7-19-CCV-0607

F4:Voltage SIR,EI+

425.7737

6.318e+006



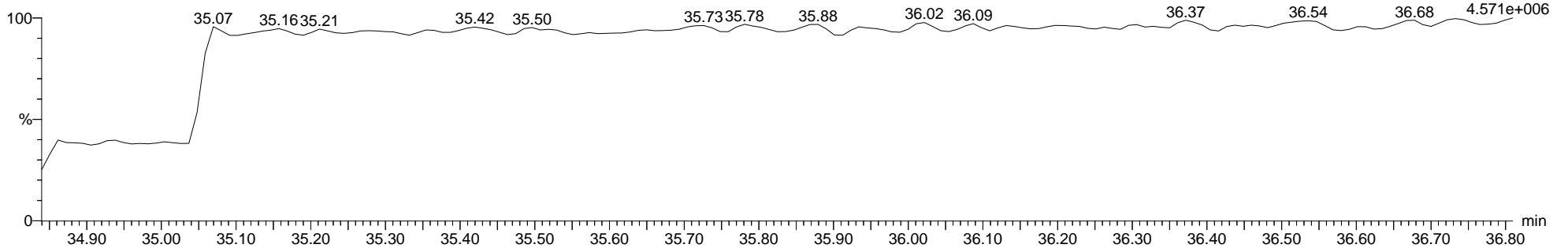
7-190912B26 Smooth(SG,1x1)

1613B-CS3+PERF-011D H7-19-CCV-0607

F4:Voltage SIR,EI+

454.9728

4.571e+006



Quantify Sample Report MassLynx MassLynx V4.1 SCN 901

Dataset: C:\MassLynx\Dioxin.PRO\Result Files\7-190912B2-Q1-0913TP.qld

Last Altered: Friday, September 13, 2019 13:44:45 Eastern Daylight Time

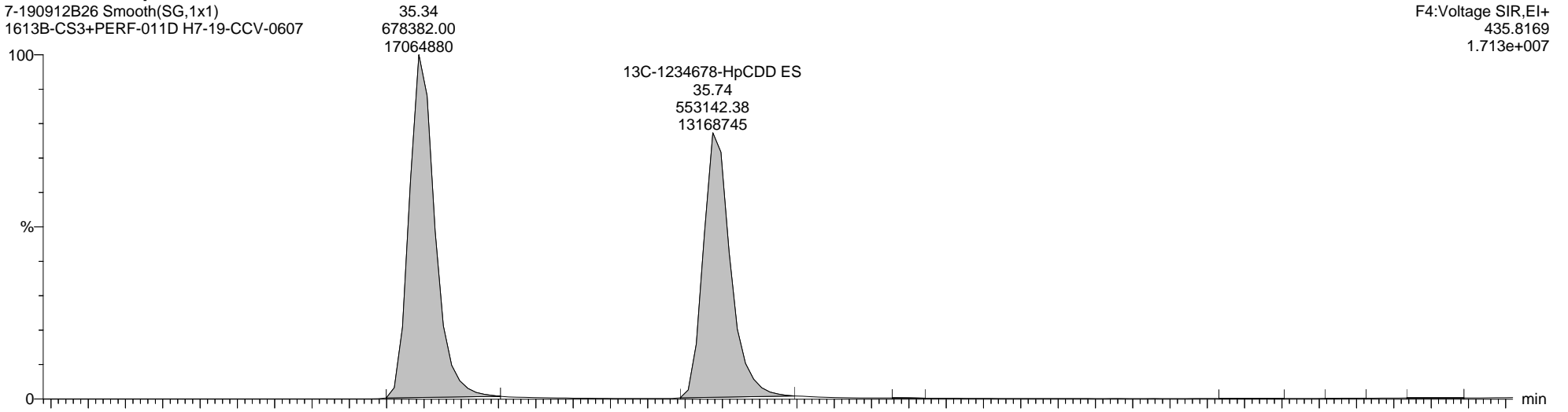
Printed: Monday, September 23, 2019 15:33:08 Eastern Daylight Time

Name: 7-190912B26, Date: 13-Sep-2019, Time: 09:04:49, ID: H7-19-CCV-0607, Description: 1613B-CS3+PERF-011D, Vial: Tray1:1

13C-1234678-HpCDD ES

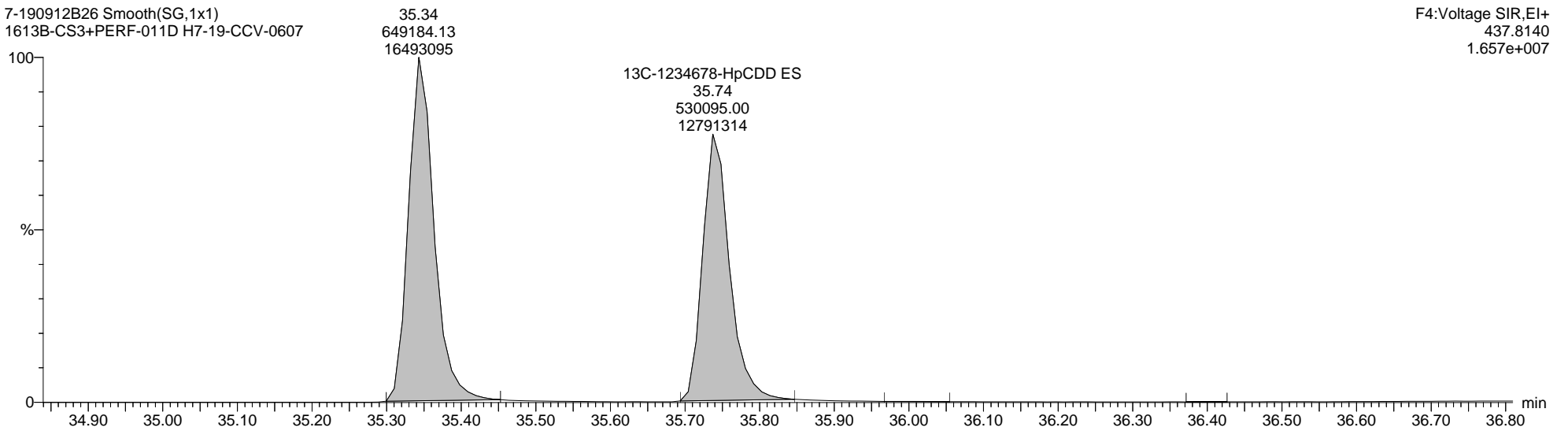
7-190912B26 Smooth(SG,1x1)  
1613B-CS3+PERF-011D H7-19-CCV-0607

F4:Voltage SIR,EI+  
435.8169  
1.713e+007



7-190912B26 Smooth(SG,1x1)  
1613B-CS3+PERF-011D H7-19-CCV-0607

F4:Voltage SIR,EI+  
437.8140  
1.657e+007



Quantify Sample Report MassLynx MassLynx V4.1 SCN 901

Dataset: C:\MassLynx\Dioxin.PRO\Result Files\7-190912B2-Q1-0913TP.qld

Last Altered: Friday, September 13, 2019 13:44:45 Eastern Daylight Time


Printed: Monday, September 23, 2019 15:33:08 Eastern Daylight Time

Name: 7-190912B26, Date: 13-Sep-2019, Time: 09:04:49, ID: H7-19-CCV-0607, Description: 1613B-CS3+PERF-011D, Vial: Tray1:1

Total-OCDD


7-190912B26 Smooth(SG,1x1)  
1613B-CS3+PERF-011D H7-19-CCV-0607

F5:Voltage SIR,EI+  
457.7377  
9.181e+006



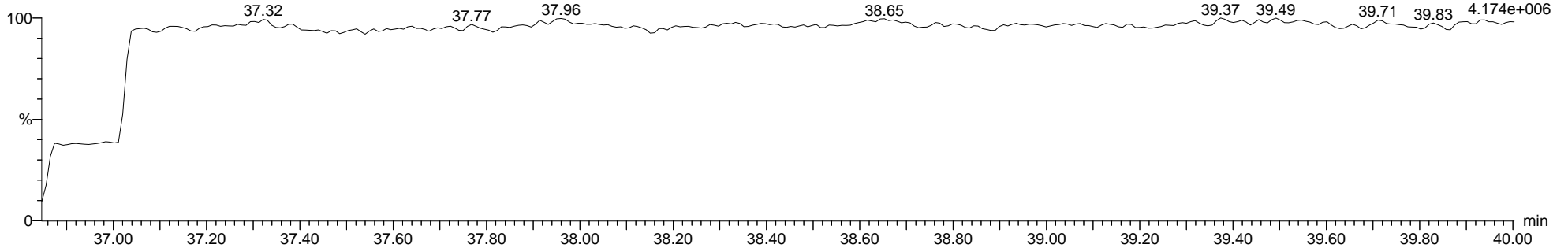
7-190912B26 Smooth(SG,1x1)  
1613B-CS3+PERF-011D H7-19-CCV-0607

F5:Voltage SIR,EI+  
459.7348  
1.035e+007



7-190912B26 Smooth(SG,1x1)  
1613B-CS3+PERF-011D H7-19-CCV-0607

F5:Voltage SIR,EI+  
454.9728  
4.174e+006





Quantify Sample Report MassLynx MassLynx V4.1 SCN 901

Dataset: C:\MassLynx\Dioxin.PRO\Result Files\7-190912B2-Q1-0913TP.qld


Last Altered: Friday, September 13, 2019 13:44:45 Eastern Daylight Time  
Printed: Monday, September 23, 2019 15:33:08 Eastern Daylight Time

Name: 7-190912B26, Date: 13-Sep-2019, Time: 09:04:49, ID: H7-19-CCV-0607, Description: 1613B-CS3+PERF-011D, Vial: Tray1:1

13C-OCDD ES

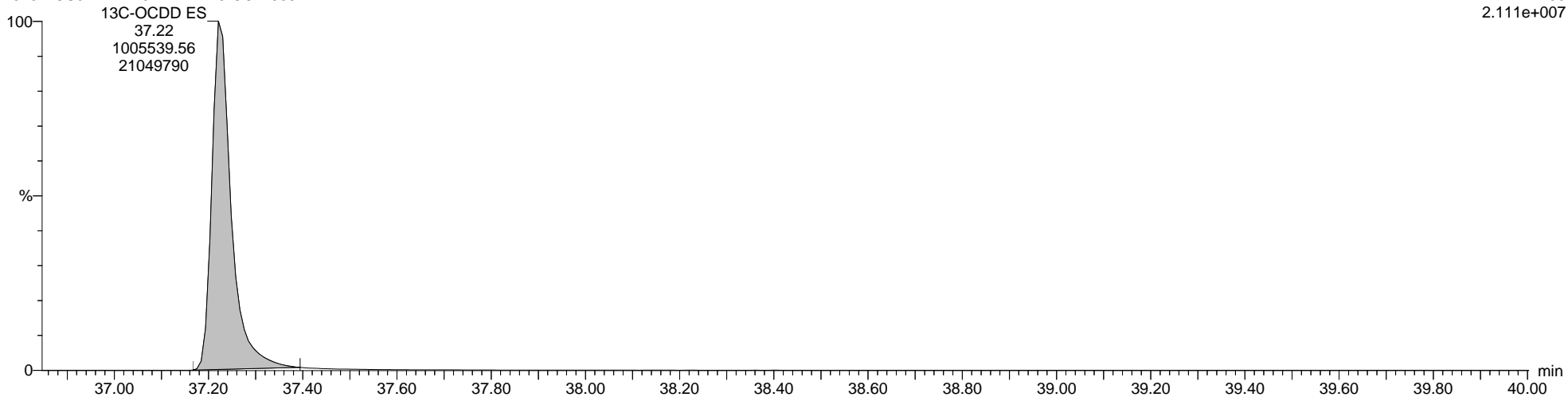
7-190912B26 Smooth(SG,1x1)  
1613B-CS3+PERF-011D H7-19-CCV-0607

F5:Voltage SIR,EI+  
469.7779  
1.859e+007



7-190912B26 Smooth(SG,1x1)  
1613B-CS3+PERF-011D H7-19-CCV-0607

F5:Voltage SIR,EI+  
471.7750  
2.111e+007



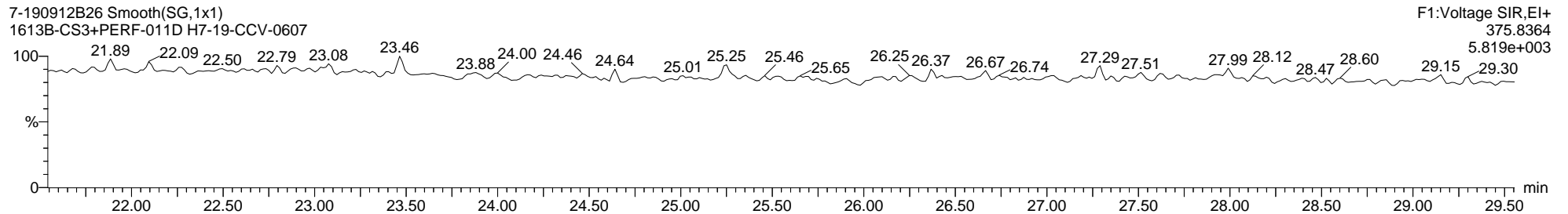
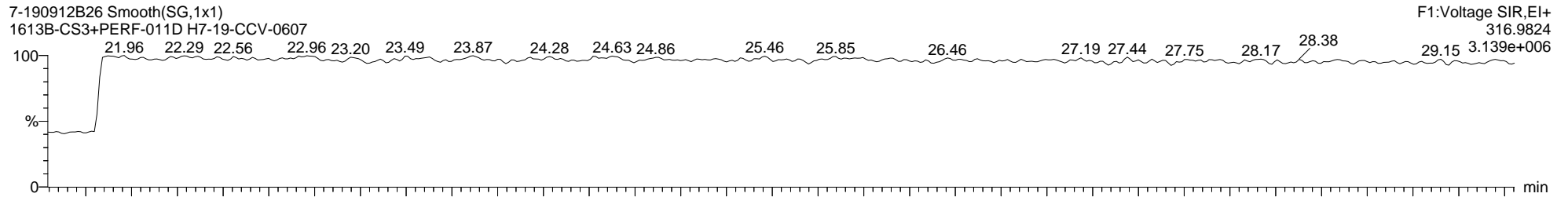
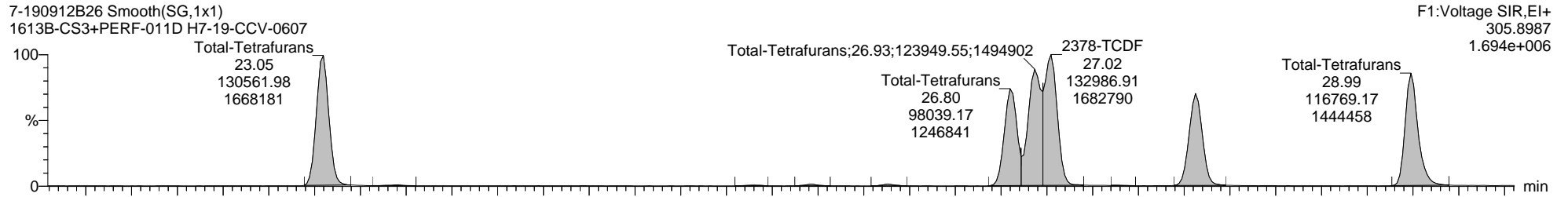
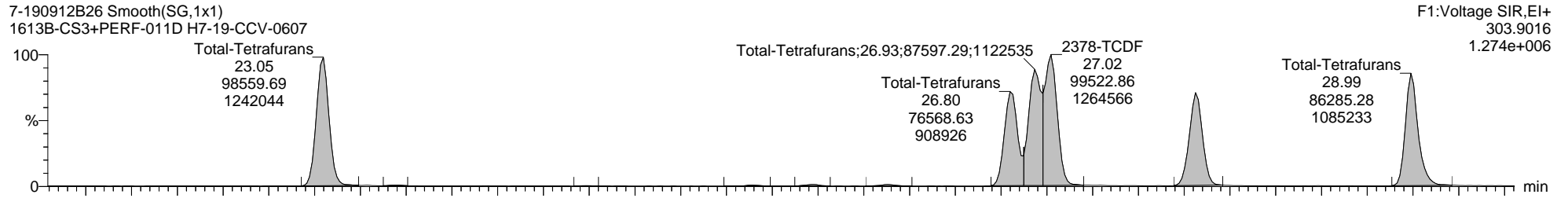
Quantify Sample Report MassLynx MassLynx V4.1 SCN 901

Dataset: C:\MassLynx\Dioxin.PRO\Result Files\7-190912B2-Q1-0913TP.qld

Last Altered: Friday, September 13, 2019 13:44:45 Eastern Daylight Time  
Printed: Monday, September 23, 2019 15:33:08 Eastern Daylight Time

Name: 7-190912B26, Date: 13-Sep-2019, Time: 09:04:49, ID: H7-19-CCV-0607, Description: 1613B-CS3+PERF-011D, Vial: Tray1:1

Total-Tetrafurans



Quantify Sample Report MassLynx MassLynx V4.1 SCN 901

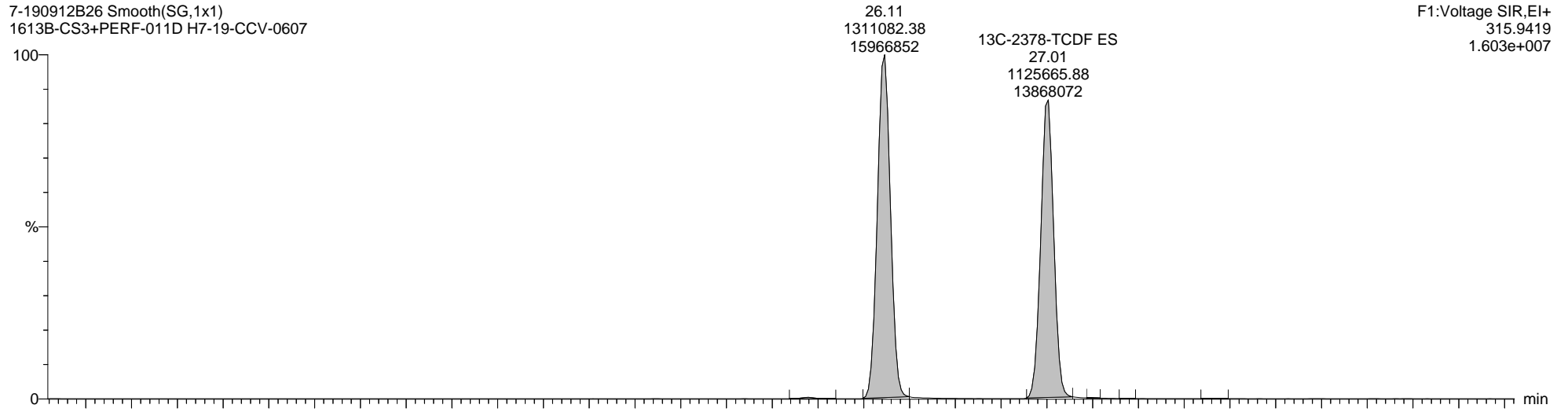
Dataset: C:\MassLynx\Dioxin.PRO\Result Files\7-190912B2-Q1-0913TP.qld

Last Altered: Friday, September 13, 2019 13:44:45 Eastern Daylight Time  
Printed: Monday, September 23, 2019 15:33:08 Eastern Daylight Time

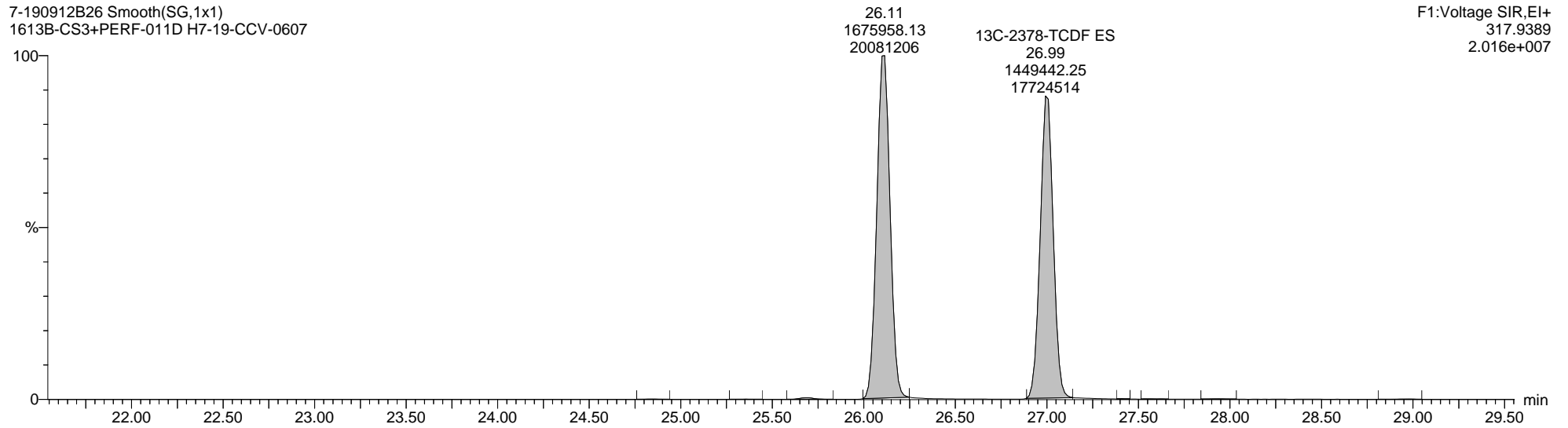
Name: 7-190912B26, Date: 13-Sep-2019, Time: 09:04:49, ID: H7-19-CCV-0607, Description: 1613B-CS3+PERF-011D, Vial: Tray1:1

13C-2378-TCDF ES

7-190912B26 Smooth(SG,1x1)  
1613B-CS3+PERF-011D H7-19-CCV-0607



7-190912B26 Smooth(SG,1x1)  
1613B-CS3+PERF-011D H7-19-CCV-0607



Quantify Sample Report MassLynx MassLynx V4.1 SCN 901

Dataset: C:\MassLynx\Dioxin.PRO\Result Files\7-190912B2-Q1-0913TP.qld


Last Altered: Friday, September 13, 2019 13:44:45 Eastern Daylight Time

Printed: Monday, September 23, 2019 15:33:08 Eastern Daylight Time


Name: 7-190912B26, Date: 13-Sep-2019, Time: 09:04:49, ID: H7-19-CCV-0607, Description: 1613B-CS3+PERF-011D, Vial: Tray1:1

Total-PeCDF-F1

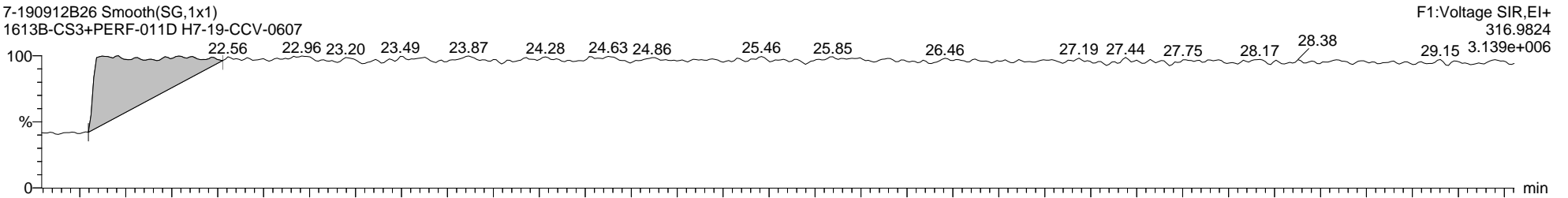
7-190912B26 Smooth(SG,1x1)  
1613B-CS3+PERF-011D H7-19-CCV-0607



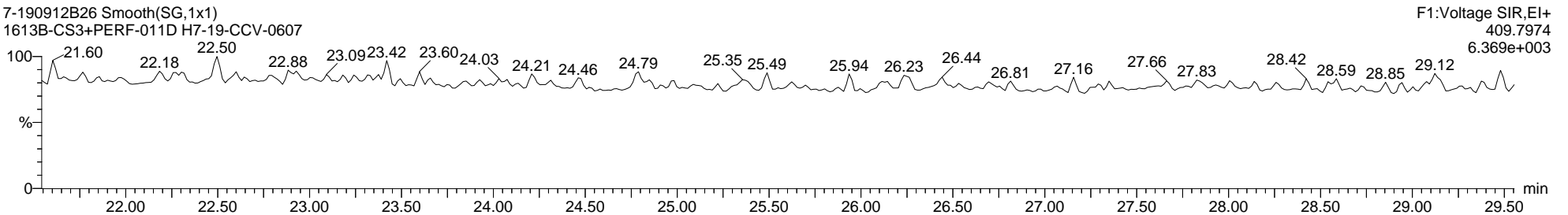
7-190912B26 Smooth(SG,1x1)  
1613B-CS3+PERF-011D H7-19-CCV-0607



7-190912B26 Smooth(SG,1x1)  
1613B-CS3+PERF-011D H7-19-CCV-0607



7-190912B26 Smooth(SG,1x1)  
1613B-CS3+PERF-011D H7-19-CCV-0607



Quantify Sample Report

MassLynx MassLynx V4.1 SCN 901

Dataset: C:\MassLynx\Dioxin.PRO\Result Files\7-190912B2-Q1-0913TP.qld

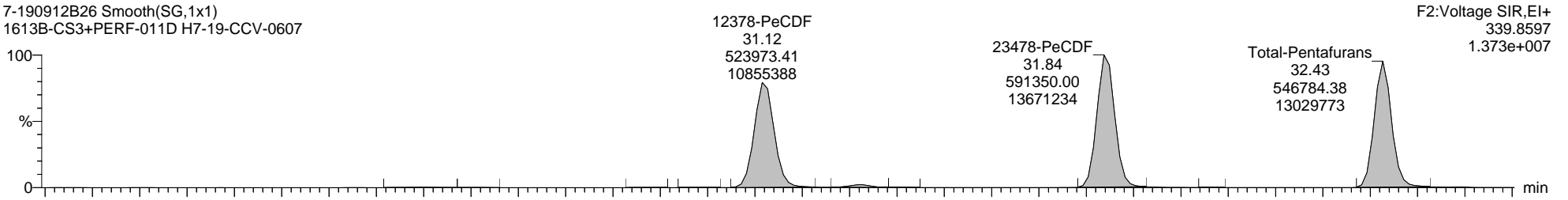
Last Altered: Friday, September 13, 2019 13:44:45 Eastern Daylight Time

Printed: Monday, September 23, 2019 15:33:08 Eastern Daylight Time

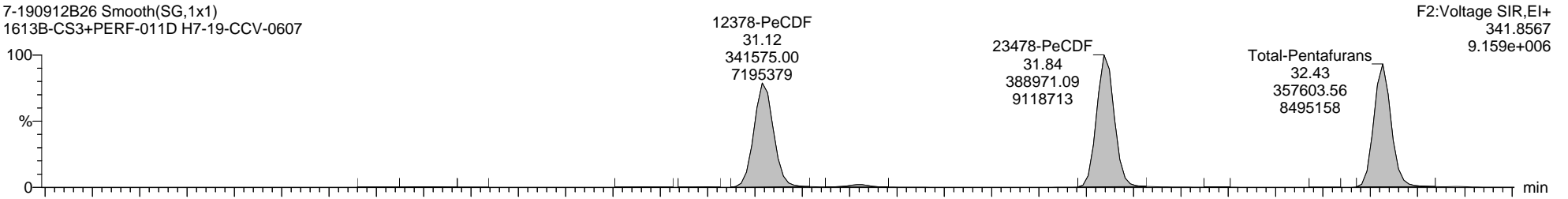
Name: 7-190912B26, Date: 13-Sep-2019, Time: 09:04:49, ID: H7-19-CCV-0607, Description: 1613B-CS3+PERF-011D, Vial: Tray1:1

Total-Pentafurans

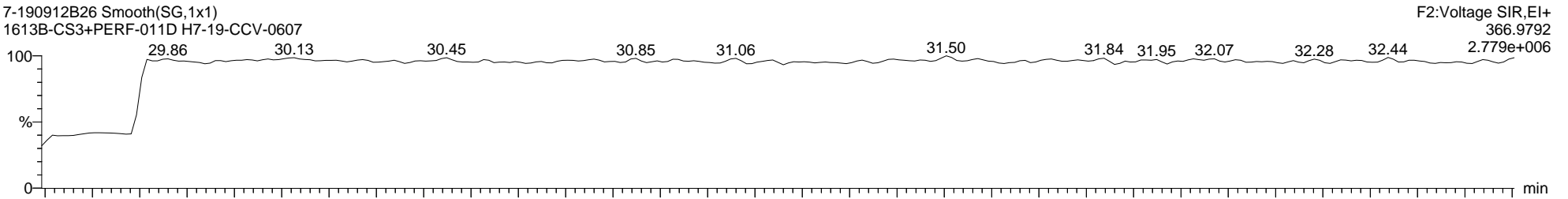
7-190912B26 Smooth(SG,1x1)  
1613B-CS3+PERF-011D H7-19-CCV-0607



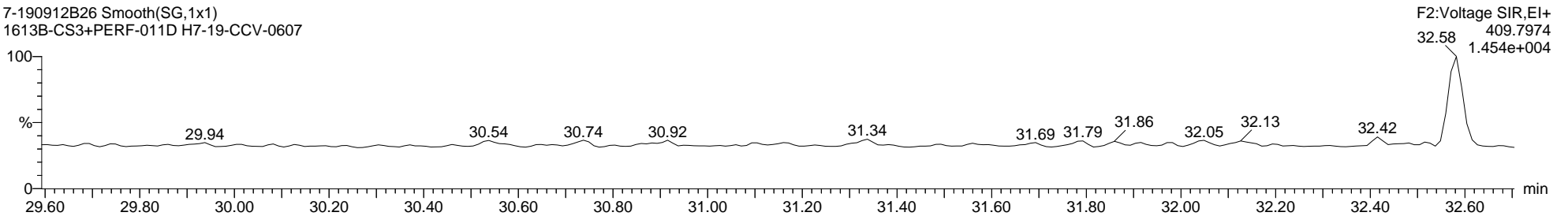
7-190912B26 Smooth(SG,1x1)  
1613B-CS3+PERF-011D H7-19-CCV-0607



7-190912B26 Smooth(SG,1x1)  
1613B-CS3+PERF-011D H7-19-CCV-0607



7-190912B26 Smooth(SG,1x1)  
1613B-CS3+PERF-011D H7-19-CCV-0607



Quantify Sample Report MassLynx MassLynx V4.1 SCN 901

Dataset: C:\MassLynx\Dioxin.PRO\Result Files\7-190912B2-Q1-0913TP.qld

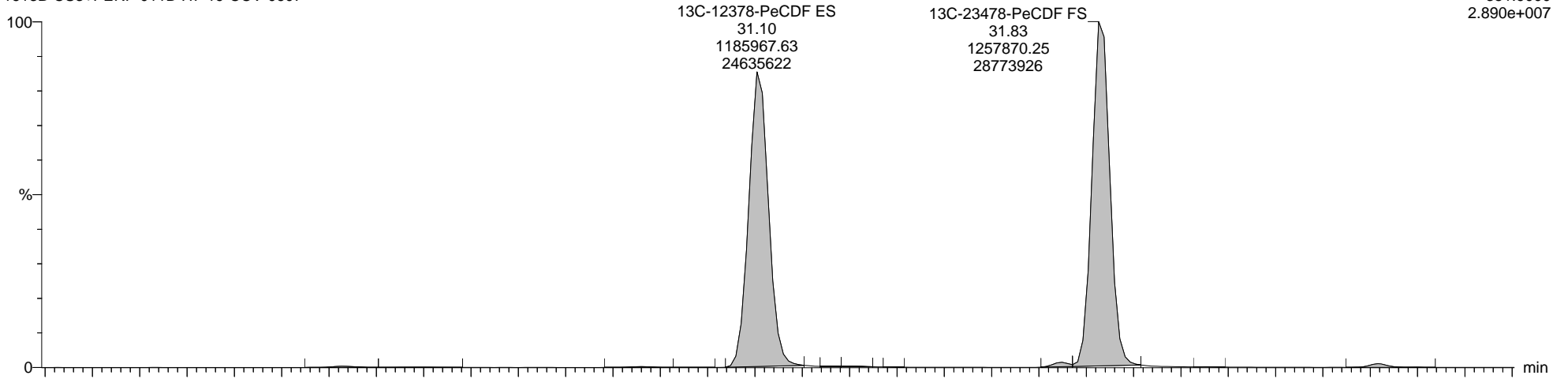
Last Altered: Friday, September 13, 2019 13:44:45 Eastern Daylight Time  
Printed: Monday, September 23, 2019 15:33:08 Eastern Daylight Time

Name: 7-190912B26, Date: 13-Sep-2019, Time: 09:04:49, ID: H7-19-CCV-0607, Description: 1613B-CS3+PERF-011D, Vial: Tray1:1

13C-12378-PeCDF ES

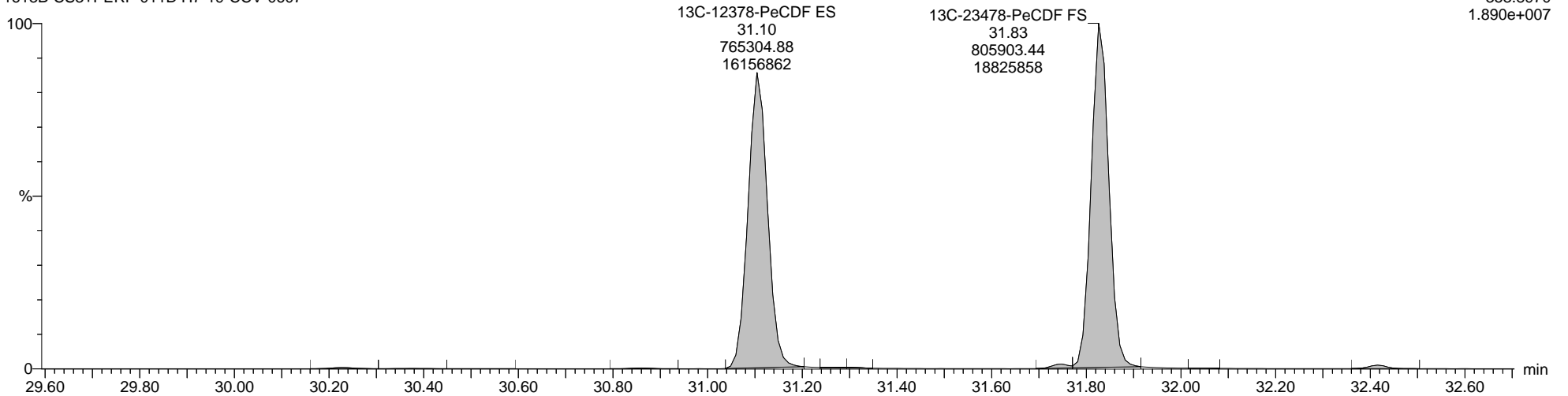
7-190912B26 Smooth(SG,1x1)  
1613B-CS3+PERF-011D H7-19-CCV-0607

F2:Voltage SIR,EI+  
351.9000  
2.890e+007



7-190912B26 Smooth(SG,1x1)  
1613B-CS3+PERF-011D H7-19-CCV-0607

F2:Voltage SIR,EI+  
353.8970  
1.890e+007



**Quantify Sample Report**      **MassLynx MassLynx V4.1 SCN 901**

Dataset: C:\MassLynx\Dioxin.PRO\Result Files\7-190912B2-Q1-0913TP.qld

Last Altered: Friday, September 13, 2019 13:44:45 Eastern Daylight Time

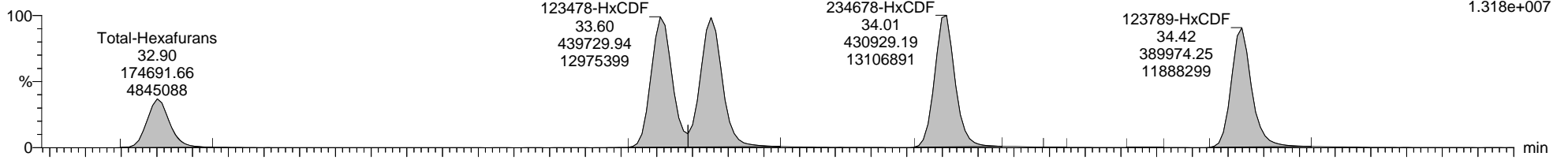
Printed: Monday, September 23, 2019 15:33:08 Eastern Daylight Time

**Name: 7-190912B26, Date: 13-Sep-2019, Time: 09:04:49, ID: H7-19-CCV-0607, Description: 1613B-CS3+PERF-011D, Vial: Tray1:1**

**Total-Hexafurans**

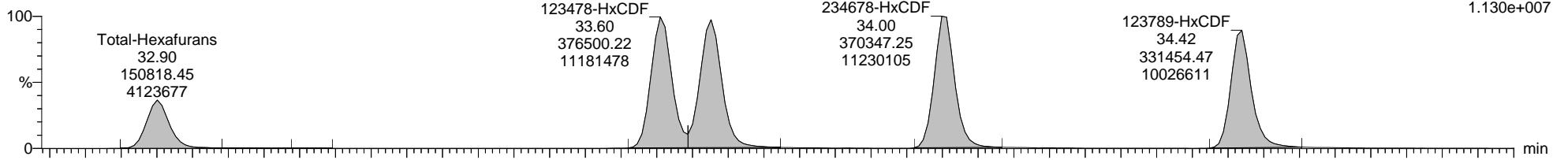
7-190912B26 Smooth(SG,1x1)  
1613B-CS3+PERF-011D H7-19-CCV-0607

F3:Voltage SIR,EI+  
373.8208  
1.318e+007



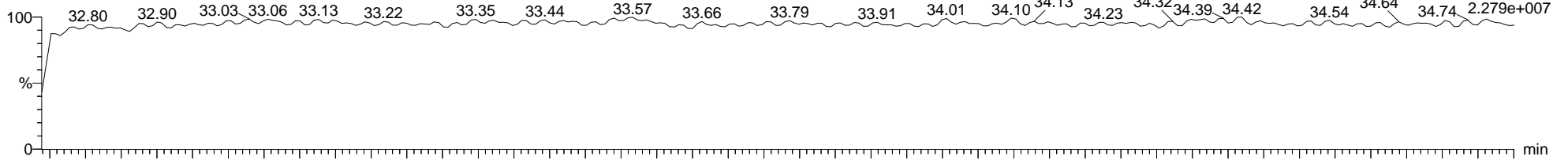
7-190912B26 Smooth(SG,1x1)  
1613B-CS3+PERF-011D H7-19-CCV-0607

F3:Voltage SIR,EI+  
375.8178  
1.130e+007



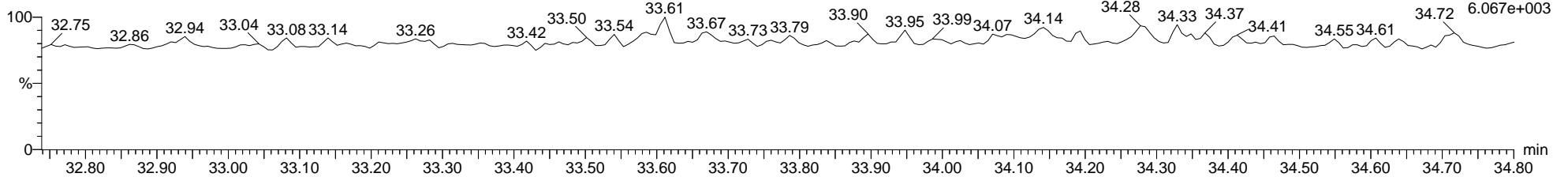
7-190912B26 Smooth(SG,1x1)  
1613B-CS3+PERF-011D H7-19-CCV-0607

F3:Voltage SIR,EI+  
380.9760  
2.279e+007



7-190912B26 Smooth(SG,1x1)  
1613B-CS3+PERF-011D H7-19-CCV-0607

F3:Voltage SIR,EI+  
445.7555  
6.067e+003



Dataset: C:\MassLynx\Dioxin.PRO\Result Files\7-190912B2-Q1-0913TP.qld

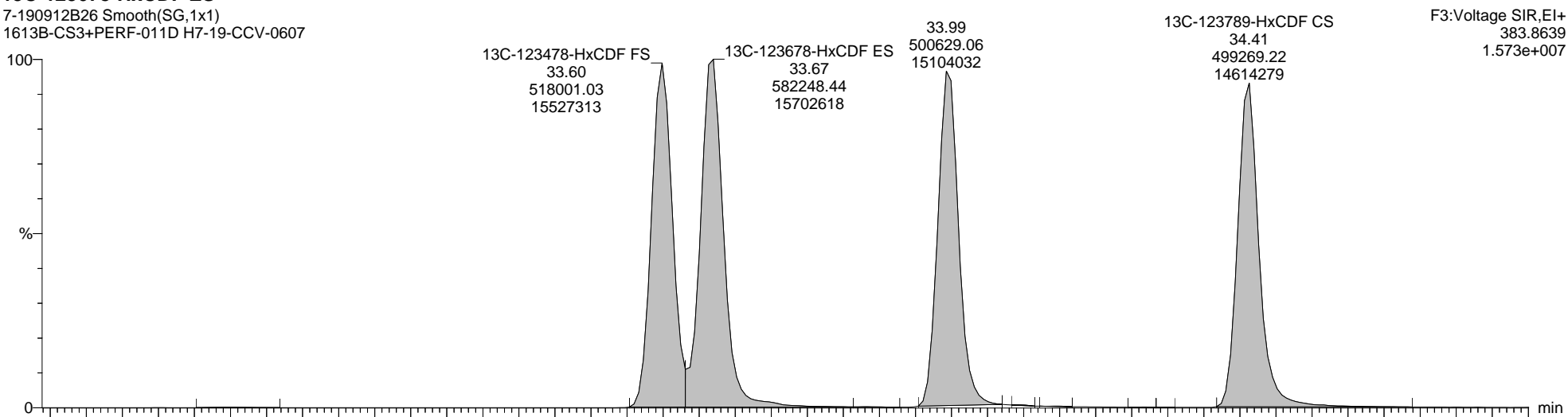
Last Altered: Friday, September 13, 2019 13:44:45 Eastern Daylight Time

Printed: Monday, September 23, 2019 15:33:08 Eastern Daylight Time

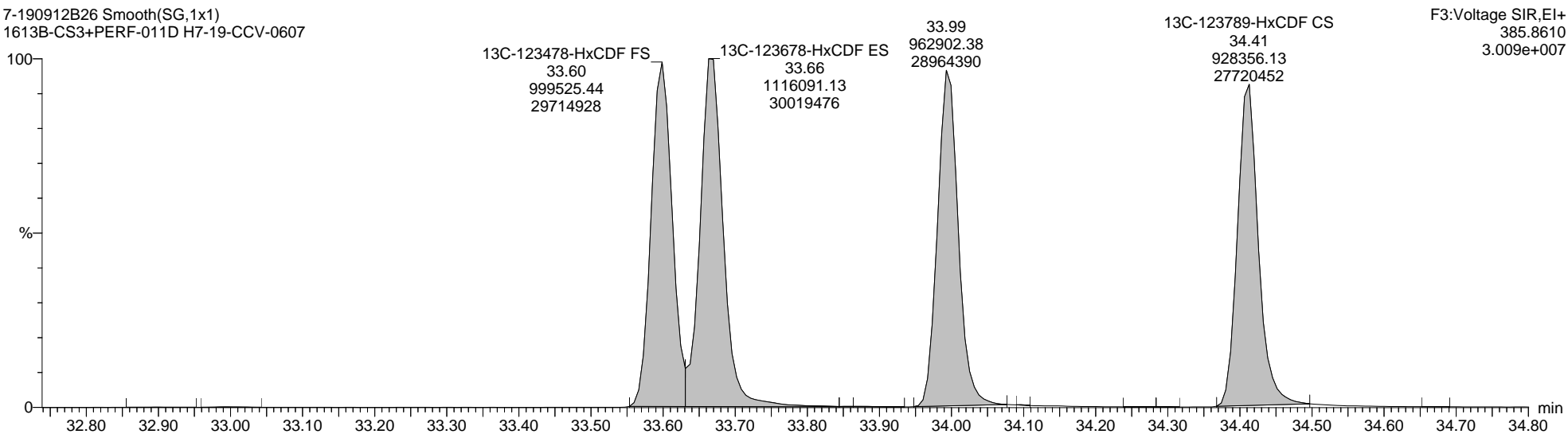
Name: 7-190912B26, Date: 13-Sep-2019, Time: 09:04:49, ID: H7-19-CCV-0607, Description: 1613B-CS3+PERF-011D, Vial: Tray1:1

13C-123678-HxCDF ES

7-190912B26 Smooth(SG,1x1)  
1613B-CS3+PERF-011D H7-19-CCV-0607



7-190912B26 Smooth(SG,1x1)  
1613B-CS3+PERF-011D H7-19-CCV-0607





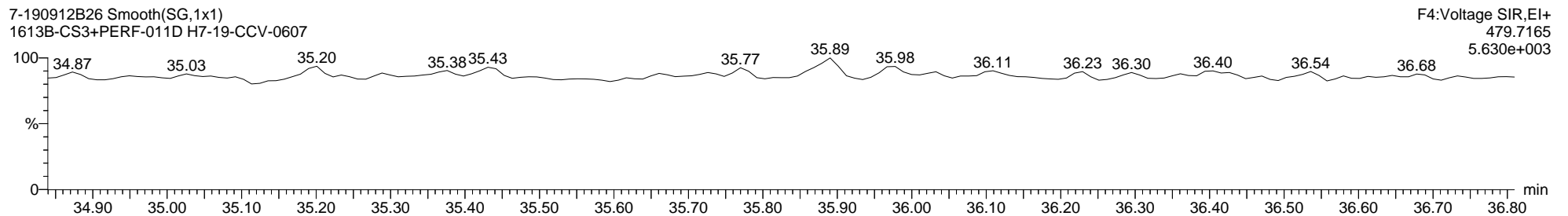
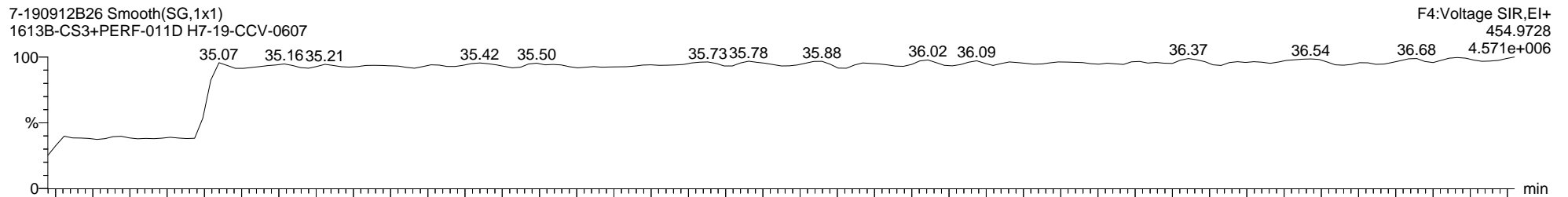
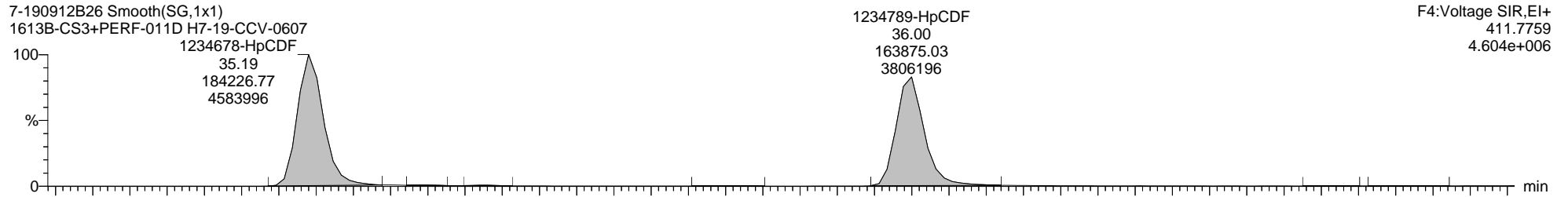
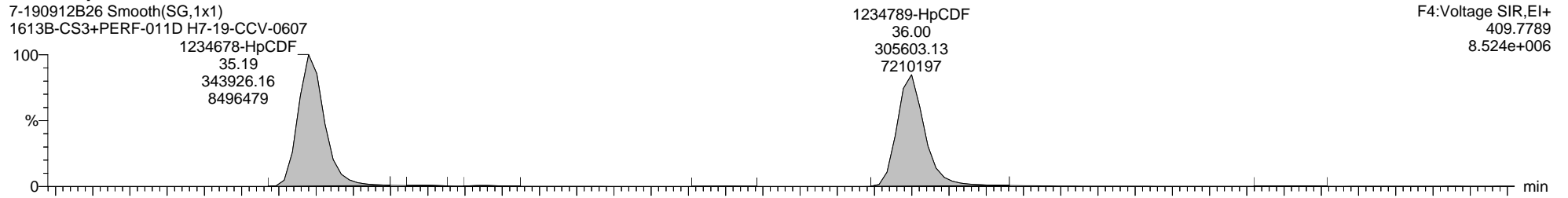
Quantify Sample Report MassLynx MassLynx V4.1 SCN 901

Dataset: C:\MassLynx\Dioxin.PRO\Result Files\7-190912B2-Q1-0913TP.qld

Last Altered: Friday, September 13, 2019 13:44:45 Eastern Daylight Time  
Printed: Monday, September 23, 2019 15:33:08 Eastern Daylight Time

Name: 7-190912B26, Date: 13-Sep-2019, Time: 09:04:49, ID: H7-19-CCV-0607, Description: 1613B-CS3+PERF-011D, Vial: Tray1:1

Total-Heptafurans



**Quantify Sample Report**      **MassLynx MassLynx V4.1 SCN 901**

Dataset:      C:\MassLynx\Dioxin.PRO\Result Files\7-190912B2-Q1-0913TP.qld

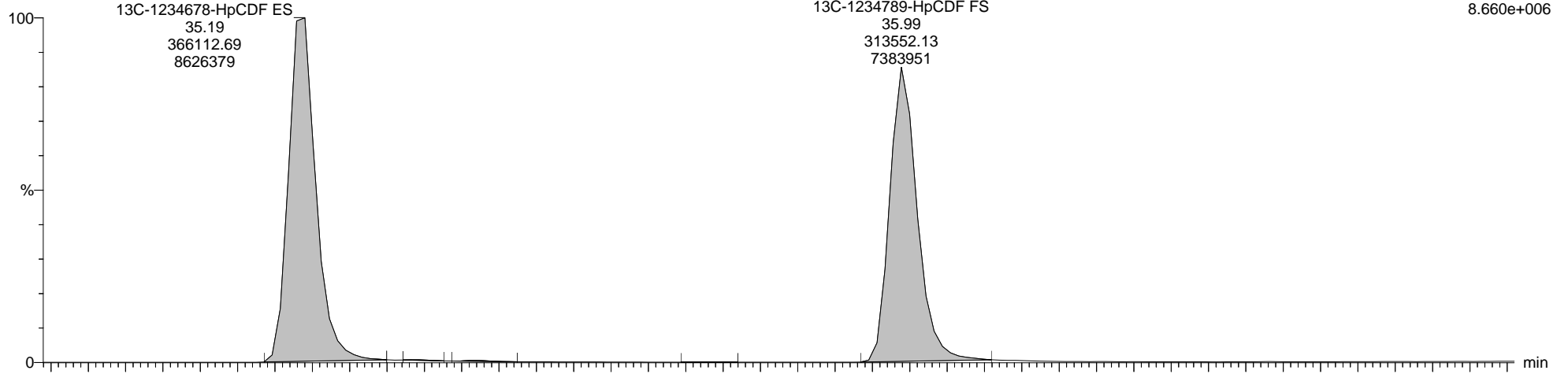
Last Altered:    Friday, September 13, 2019 13:44:45 Eastern Daylight Time  
Printed:          Monday, September 23, 2019 15:33:08 Eastern Daylight Time

**Name: 7-190912B26, Date: 13-Sep-2019, Time: 09:04:49, ID: H7-19-CCV-0607, Description: 1613B-CS3+PERF-011D, Vial: Tray1:1**

**13C-1234678-HpCDF ES**

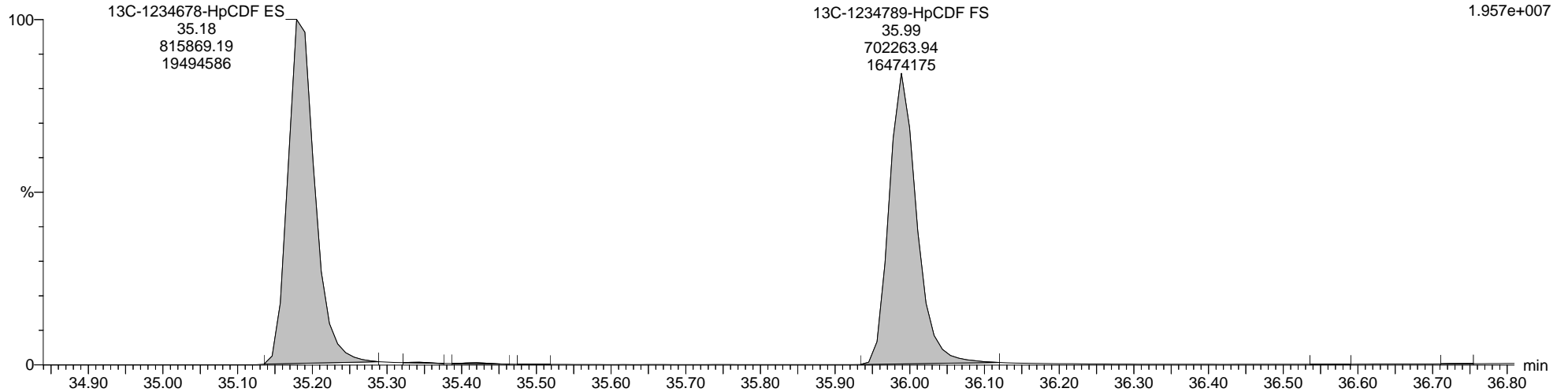
7-190912B26 Smooth(SG,1x1)  
1613B-CS3+PERF-011D H7-19-CCV-0607

F4:Voltage SIR,EI+  
417.8253  
8.660e+006



7-190912B26 Smooth(SG,1x1)  
1613B-CS3+PERF-011D H7-19-CCV-0607

F4:Voltage SIR,EI+  
419.8220  
1.957e+007



Quantify Sample Report MassLynx MassLynx V4.1 SCN 901

Dataset: C:\MassLynx\Dioxin.PRO\Result Files\7-190912B2-Q1-0913TP.qld

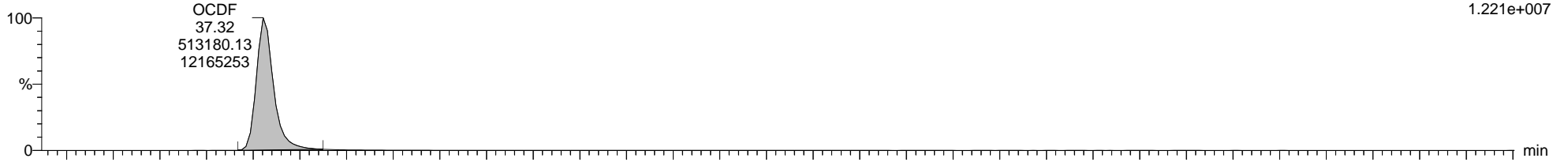
Last Altered: Friday, September 13, 2019 13:44:45 Eastern Daylight Time  
Printed: Monday, September 23, 2019 15:33:08 Eastern Daylight Time

Name: 7-190912B26, Date: 13-Sep-2019, Time: 09:04:49, ID: H7-19-CCV-0607, Description: 1613B-CS3+PERF-011D, Vial: Tray1:1

Totals-OCDF

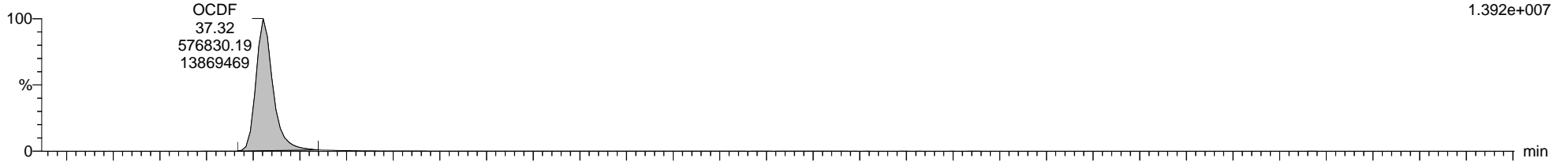
7-190912B26 Smooth(SG,1x1)  
1613B-CS3+PERF-011D H7-19-CCV-0607

F5:Voltage SIR,EI+  
441.7428  
1.221e+007



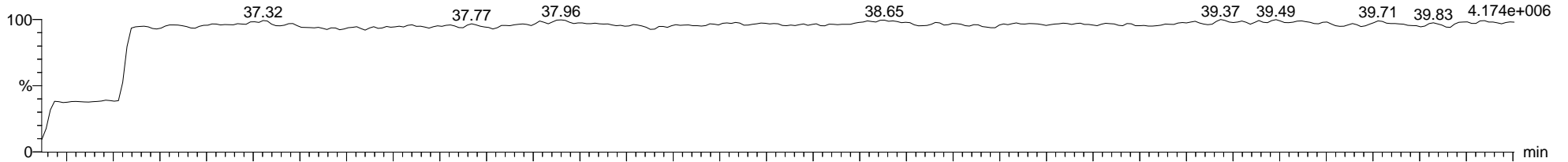
7-190912B26 Smooth(SG,1x1)  
1613B-CS3+PERF-011D H7-19-CCV-0607

F5:Voltage SIR,EI+  
443.7398  
1.392e+007



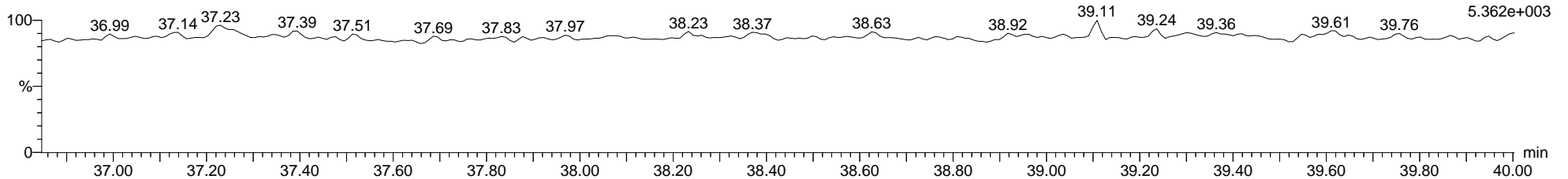
7-190912B26 Smooth(SG,1x1)  
1613B-CS3+PERF-011D H7-19-CCV-0607

F5:Voltage SIR,EI+  
454.9728  
4.174e+006



7-190912B26 Smooth(SG,1x1)  
1613B-CS3+PERF-011D H7-19-CCV-0607

F5:Voltage SIR,EI+  
513.6775  
5.362e+003



**Quantify Audit Report MassLynx MassLynx V4.1 SCN 901**

Dataset: C:\MassLynx\Dioxin.PRO\Result Files\7-190912B2-Q1-0913TP.qld

Last Altered: Friday, September 13, 2019 13:44:45 Eastern Daylight Time  
 Printed: Monday, September 23, 2019 15:33:08 Eastern Daylight Time

Date	Time	Event	Details	Comments
13-Sep-19	10:38:13	Process Extract		
13-Sep-19	10:38:14	Process Integrate		
13-Sep-19	10:38:14	Process Quantify		
13-Sep-19	10:38:14	Dataset Created		
13-Sep-19	10:39:04	Dataset Saved	Saved to 'C:\MassLynx\Dioxin.PRO\Result Files\7-190912B2-...	
13-Sep-19	10:39:59	Peak deleted	Sample:7-190912B14, Compound:13CHXD, RT:34.562	
13-Sep-19	10:39:59	Peak deleted	Sample:7-190912B14, Compound:13CHXD, RT:34.413	
13-Sep-19	10:39:59	Peak deleted	Sample:7-190912B14, Compound:13CHXD, RT:34.394	
13-Sep-19	10:39:59	Peak deleted	Sample:7-190912B14, Compound:13CHXD, RT:34.335	
13-Sep-19	10:39:59	Peak deleted	Sample:7-190912B14, Compound:13CHXD, RT:34.613	
13-Sep-19	10:39:59	Peak deleted	Sample:7-190912B14, Compound:13CHXD, RT:34.575	
13-Sep-19	10:39:59	Peak deleted	Sample:7-190912B14, Compound:13CHXD, RT:34.510	
13-Sep-19	10:39:59	Peak deleted	Sample:7-190912B14, Compound:13CHXD, RT:34.439	
13-Sep-19	10:39:59	Peak deleted	Sample:7-190912B14, Compound:13CHXD, RT:34.413	
13-Sep-19	10:39:59	Peak deleted	Sample:7-190912B14, Compound:13CHXD, RT:34.335	
13-Sep-19	10:41:33	Method modified		
13-Sep-19	10:41:37	Process Quantify		
13-Sep-19	10:50:22	Dataset Saved	Saved to 'C:\MassLynx\Dioxin.PRO\Result Files\7-190912B2-...	
13-Sep-19	10:56:36	Dataset Saved	Saved to 'C:\MassLynx\Dioxin.PRO\Result Files\7-190912B2-...	
13-Sep-19	12:00:06	Peak added	Sample:7-190912B13, Compound:PD, RT:32.071	TP190913MA
13-Sep-19	12:00:06	Peak added	Sample:7-190912B13, Compound:PD, RT:32.071	TP190913MA
13-Sep-19	12:00:44	Peak added	Sample:7-190912B13, Compound:HXD, RT:34.297	TP190913MA
13-Sep-19	12:00:44	Peak added	Sample:7-190912B13, Compound:HXD, RT:33.288	TP190913MA
13-Sep-19	12:00:44	Peak added	Sample:7-190912B13, Compound:HXD, RT:34.297	TP190913MA
13-Sep-19	12:00:44	Peak added	Sample:7-190912B13, Compound:HXD, RT:33.275	TP190913MA
13-Sep-19	12:00:58	Pre modification peak	Sample:7-190912B13, Compound:HPD, RT:35.814	
13-Sep-19	12:00:58	Peak modified	Sample:7-190912B13, Compound:HPD, RT:35.814	TP190913MB
13-Sep-19	12:01:09	Pre modification peak	Sample:7-190912B13, Compound:OCD, RT:37.257	
13-Sep-19	12:01:09	Peak modified	Sample:7-190912B13, Compound:OCD, RT:37.257	TP190913MB
13-Sep-19	12:01:15	Pre modification peak	Sample:7-190912B13, Compound:OCD, RT:37.266	
13-Sep-19	12:01:15	Peak modified	Sample:7-190912B13, Compound:OCD, RT:37.266	TP190913MB
13-Sep-19	12:01:49	Peak added	Sample:7-190912B13, Compound:HXF, RT:33.689	TP190913MA
13-Sep-19	12:01:49	Peak added	Sample:7-190912B13, Compound:HXF, RT:34.044	TP190913MA
13-Sep-19	12:01:49	Peak added	Sample:7-190912B13, Compound:HXF, RT:33.695	TP190913MA
13-Sep-19	12:02:00	Peak added	Sample:7-190912B13, Compound:HPF, RT:35.310	TP190913MA
13-Sep-19	12:02:00	Pre modification peak	Sample:7-190912B13, Compound:HPF, RT:35.310	
13-Sep-19	12:02:00	Peak modified	Sample:7-190912B13, Compound:HPF, RT:35.310	TP190913MA
13-Sep-19	12:02:30	Peak added	Sample:7-190912B14, Compound:HPD, RT:35.365	TP190913MA
13-Sep-19	12:02:44	Pre modification peak	Sample:7-190912B14, Compound:OCD, RT:37.230	
13-Sep-19	12:02:44	Peak modified	Sample:7-190912B14, Compound:OCD, RT:37.230	TP190913MB
13-Sep-19	12:02:44	Pre modification peak	Sample:7-190912B14, Compound:OCD, RT:37.230	
13-Sep-19	12:02:44	Peak modified	Sample:7-190912B14, Compound:OCD, RT:37.230	TP190913MB
13-Sep-19	12:02:57	Pre modification peak	Sample:7-190912B14, Compound:PF-f2, RT:31.115	
13-Sep-19	12:02:57	Peak modified	Sample:7-190912B14, Compound:PF-f2, RT:31.115	TP190913MB
13-Sep-19	12:02:57	Pre modification peak	Sample:7-190912B14, Compound:PF-f2, RT:31.126	
13-Sep-19	12:02:57	Peak modified	Sample:7-190912B14, Compound:PF-f2, RT:31.126	TP190913MB
13-Sep-19	12:04:02	Peak added	Sample:7-190912B14, Compound:HXF, RT:33.682	TP190913MA
13-Sep-19	12:04:02	Peak added	Sample:7-190912B14, Compound:HXF, RT:33.605	TP190913MA
13-Sep-19	12:04:02	Peak added	Sample:7-190912B14, Compound:HXF, RT:34.006	TP190913MA
13-Sep-19	12:04:02	Peak added	Sample:7-190912B14, Compound:HXF, RT:33.618	TP190913MA
13-Sep-19	12:04:02	Peak added	Sample:7-190912B14, Compound:HXF, RT:33.676	TP190913MA
13-Sep-19	12:04:02	Peak added	Sample:7-190912B14, Compound:HXF, RT:34.012	TP190913MA
13-Sep-19	12:04:19	Peak added	Sample:7-190912B14, Compound:HPF, RT:35.190	TP190913MA

**Quantify Audit Report MassLynx MassLynx V4.1 SCN 901**

Dataset: C:\MassLynx\Dioxin.PRO\Result Files\7-190912B2-Q1-0913TP.qld

Last Altered: Friday, September 13, 2019 13:44:45 Eastern Daylight Time  
 Printed: Monday, September 23, 2019 15:33:08 Eastern Daylight Time

Date	Time	Event	Details	Comments
13-Sep-19	12:04:19	Peak added	Sample:7-190912B14, Compound:HPF, RT:36.000	TP190913MA
13-Sep-19	12:04:19	Peak added	Sample:7-190912B14, Compound:HPF, RT:36.000	TP190913MA
13-Sep-19	12:04:31	Pre modification peak	Sample:7-190912B14, Compound:OCF, RT:37.321	
13-Sep-19	12:04:31	Peak modified	Sample:7-190912B14, Compound:OCF, RT:37.321	TP190913MB
13-Sep-19	12:04:31	Pre modification peak	Sample:7-190912B14, Compound:OCF, RT:37.330	
13-Sep-19	12:04:31	Peak modified	Sample:7-190912B14, Compound:OCF, RT:37.330	TP190913MB
13-Sep-19	12:07:12	Peak deleted	Sample:7-190912B15, Compound:TD, RT:23.166	
13-Sep-19	13:26:16	Peak added	Sample:7-190912B15, Compound:HXD, RT:34.264	TP190913MA
13-Sep-19	13:26:16	Peak added	Sample:7-190912B15, Compound:HXD, RT:34.148	TP190913MA
13-Sep-19	13:26:16	Peak added	Sample:7-190912B15, Compound:HXD, RT:34.277	TP190913MA
13-Sep-19	13:26:16	Peak added	Sample:7-190912B15, Compound:HXD, RT:34.141	TP190913MA
13-Sep-19	13:26:43	Peak added	Sample:7-190912B15, Compound:HPD, RT:35.354	TP190913MA
13-Sep-19	13:26:43	Peak added	Sample:7-190912B15, Compound:HPD, RT:35.748	TP190913MA
13-Sep-19	13:26:43	Peak added	Sample:7-190912B15, Compound:HPD, RT:35.354	TP190913MA
13-Sep-19	13:26:56	Pre modification peak	Sample:7-190912B15, Compound:OCD, RT:37.221	
13-Sep-19	13:26:56	Peak modified	Sample:7-190912B15, Compound:OCD, RT:37.221	TP190913MB
13-Sep-19	13:27:04	Pre modification peak	Sample:7-190912B15, Compound:PF-f2, RT:31.138	
13-Sep-19	13:27:04	Peak modified	Sample:7-190912B15, Compound:PF-f2, RT:31.138	TP190913MB
13-Sep-19	13:27:44	Pre modification peak	Sample:7-190912B15, Compound:HXF, RT:34.413	
13-Sep-19	13:27:44	Peak modified	Sample:7-190912B15, Compound:HXF, RT:34.413	TP190913MA
13-Sep-19	13:27:44	Peak added	Sample:7-190912B15, Compound:HXF, RT:33.605	TP190913MA
13-Sep-19	13:27:44	Peak added	Sample:7-190912B15, Compound:HXF, RT:33.676	TP190913MA
13-Sep-19	13:27:44	Peak added	Sample:7-190912B15, Compound:HXF, RT:33.999	TP190913MA
13-Sep-19	13:27:44	Pre modification peak	Sample:7-190912B15, Compound:HXF, RT:34.413	
13-Sep-19	13:27:44	Peak modified	Sample:7-190912B15, Compound:HXF, RT:34.413	TP190913MA
13-Sep-19	13:27:44	Peak added	Sample:7-190912B15, Compound:HXF, RT:33.592	TP190913MA
13-Sep-19	13:27:44	Peak added	Sample:7-190912B15, Compound:HXF, RT:33.682	TP190913MA
13-Sep-19	13:27:44	Peak added	Sample:7-190912B15, Compound:HXF, RT:34.012	TP190913MA
13-Sep-19	13:28:03	Peak added	Sample:7-190912B15, Compound:HPF, RT:35.179	TP190913MA
13-Sep-19	13:28:03	Peak added	Sample:7-190912B15, Compound:HPF, RT:35.978	TP190913MA
13-Sep-19	13:28:03	Peak added	Sample:7-190912B15, Compound:HPF, RT:35.190	TP190913MA
13-Sep-19	13:28:03	Peak added	Sample:7-190912B15, Compound:HPF, RT:35.989	TP190913MA
13-Sep-19	13:28:16	Peak deleted	Sample:7-190912B16, Compound:TD, RT:27.618	
13-Sep-19	13:28:16	Peak deleted	Sample:7-190912B16, Compound:TD, RT:24.670	
13-Sep-19	13:28:20	Peak deleted	Sample:7-190912B16, Compound:PD, RT:31.837	
13-Sep-19	13:28:20	Peak deleted	Sample:7-190912B16, Compound:PD, RT:31.104	
13-Sep-19	13:28:33	Peak added	Sample:7-190912B16, Compound:HPD, RT:35.354	TP190913MB
13-Sep-19	13:28:33	Pre modification peak	Sample:7-190912B16, Compound:HPD, RT:35.354	
13-Sep-19	13:28:33	Peak modified	Sample:7-190912B16, Compound:HPD, RT:35.354	TP190913MB
13-Sep-19	13:28:45	Pre modification peak	Sample:7-190912B16, Compound:PF-f2, RT:31.126	
13-Sep-19	13:28:45	Peak modified	Sample:7-190912B16, Compound:PF-f2, RT:31.126	TP190913MB
13-Sep-19	13:29:02	Peak added	Sample:7-190912B16, Compound:HXF, RT:34.407	TP190913MA
13-Sep-19	13:29:02	Peak added	Sample:7-190912B16, Compound:HXF, RT:33.999	TP190913MA
13-Sep-19	13:29:02	Peak added	Sample:7-190912B16, Compound:HXF, RT:34.012	TP190913MA
13-Sep-19	13:29:19	Peak added	Sample:7-190912B16, Compound:HPF, RT:35.179	TP190913MA
13-Sep-19	13:29:19	Peak added	Sample:7-190912B16, Compound:HPF, RT:35.989	TP190913MA
13-Sep-19	13:29:19	Peak added	Sample:7-190912B16, Compound:HPF, RT:35.190	TP190913MA
13-Sep-19	13:29:19	Peak added	Sample:7-190912B16, Compound:HPF, RT:36.000	TP190913MA
13-Sep-19	13:29:29	Pre modification peak	Sample:7-190912B16, Compound:OCF, RT:37.321	
13-Sep-19	13:29:29	Peak modified	Sample:7-190912B16, Compound:OCF, RT:37.321	TP190913MB
13-Sep-19	13:29:41	Peak deleted	Sample:7-190912B17, Compound:PD, RT:31.816	
13-Sep-19	13:29:41	Peak deleted	Sample:7-190912B17, Compound:PD, RT:31.115	
13-Sep-19	13:30:23	Peak added	Sample:7-190912B17, Compound:HXD, RT:34.264	TP190913MA

**Quantify Audit Report MassLynx MassLynx V4.1 SCN 901**

Dataset: C:\MassLynx\Dioxin.PRO\Result Files\7-190912B2-Q1-0913TP.qld

Last Altered: Friday, September 13, 2019 13:44:45 Eastern Daylight Time  
 Printed: Monday, September 23, 2019 15:33:08 Eastern Daylight Time

Date	Time	Event	Details	Comments
13-Sep-19	13:30:23	Peak added	Sample:7-190912B17, Compound:HXD, RT:34.148	TP190913MA
13-Sep-19	13:30:23	Peak added	Sample:7-190912B17, Compound:HXD, RT:34.090	TP190913MA
13-Sep-19	13:30:23	Peak added	Sample:7-190912B17, Compound:HXD, RT:34.264	TP190913MA
13-Sep-19	13:30:23	Peak added	Sample:7-190912B17, Compound:HXD, RT:34.129	TP190913MA
13-Sep-19	13:30:23	Peak added	Sample:7-190912B17, Compound:HXD, RT:34.083	TP190913MA
13-Sep-19	13:30:38	Peak deleted	Sample:7-190912B17, Compound:HPD, RT:35.978	TP190913MB
13-Sep-19	13:30:38	Peak deleted	Sample:7-190912B17, Compound:HPD, RT:35.168	TP190913MB
13-Sep-19	13:30:38	Peak added	Sample:7-190912B17, Compound:HPD, RT:35.333	TP190913MB
13-Sep-19	13:30:49	Pre modification peak	Sample:7-190912B17, Compound:OCD, RT:37.221	
13-Sep-19	13:30:49	Peak modified	Sample:7-190912B17, Compound:OCD, RT:37.221	TP190913MB
13-Sep-19	13:30:49	Pre modification peak	Sample:7-190912B17, Compound:OCD, RT:37.221	
13-Sep-19	13:30:49	Peak modified	Sample:7-190912B17, Compound:OCD, RT:37.221	TP190913MB
13-Sep-19	13:31:10	Pre modification peak	Sample:7-190912B17, Compound:HXF, RT:34.400	
13-Sep-19	13:31:10	Peak modified	Sample:7-190912B17, Compound:HXF, RT:34.400	TP190913MA
13-Sep-19	13:31:10	Peak added	Sample:7-190912B17, Compound:HXF, RT:33.592	TP190913MA
13-Sep-19	13:31:10	Peak added	Sample:7-190912B17, Compound:HXF, RT:33.579	TP190913MA
13-Sep-19	13:31:23	Peak added	Sample:7-190912B17, Compound:HPF, RT:35.179	TP190913MA
13-Sep-19	13:31:23	Peak added	Sample:7-190912B17, Compound:HPF, RT:35.179	TP190913MA
13-Sep-19	13:32:18	Peak added	Sample:7-190912B18, Compound:HXD, RT:34.264	TP190913MA
13-Sep-19	13:32:18	Peak added	Sample:7-190912B18, Compound:HXD, RT:34.135	TP190913MA
13-Sep-19	13:32:18	Peak added	Sample:7-190912B18, Compound:HXD, RT:34.090	TP190913MA
13-Sep-19	13:32:18	Peak added	Sample:7-190912B18, Compound:HXD, RT:34.148	TP190913MA
13-Sep-19	13:32:18	Peak added	Sample:7-190912B18, Compound:HXD, RT:34.264	TP190913MA
13-Sep-19	13:32:32	Pre modification peak	Sample:7-190912B18, Compound:HPD, RT:35.748	
13-Sep-19	13:32:32	Peak modified	Sample:7-190912B18, Compound:HPD, RT:35.748	TP190913MB
13-Sep-19	13:32:55	Peak added	Sample:7-190912B18, Compound:PF-f2, RT:31.837	TP190913MB
13-Sep-19	13:32:55	Peak added	Sample:7-190912B18, Compound:PF-f2, RT:31.115	TP190913MB
13-Sep-19	13:32:55	Peak added	Sample:7-190912B18, Compound:PF-f2, RT:31.849	TP190913MB
13-Sep-19	13:33:36	Peak added	Sample:7-190912B18, Compound:HXF, RT:33.993	TP190913MA
13-Sep-19	13:33:36	Peak added	Sample:7-190912B18, Compound:HXF, RT:33.592	TP190913MA
13-Sep-19	13:33:36	Peak added	Sample:7-190912B18, Compound:HXF, RT:33.004	TP190913MA
13-Sep-19	13:33:36	Peak added	Sample:7-190912B18, Compound:HXF, RT:33.999	TP190913MA
13-Sep-19	13:33:36	Peak added	Sample:7-190912B18, Compound:HXF, RT:34.406	TP190913MA
13-Sep-19	13:33:36	Peak added	Sample:7-190912B18, Compound:HXF, RT:33.657	TP190913MA
13-Sep-19	13:33:36	Peak added	Sample:7-190912B18, Compound:HXF, RT:32.985	TP190913MA
13-Sep-19	13:33:48	Peak added	Sample:7-190912B18, Compound:HPF, RT:35.179	TP190913MA
13-Sep-19	13:33:48	Peak added	Sample:7-190912B18, Compound:HPF, RT:35.978	TP190913MA
13-Sep-19	13:34:04	Peak added	Sample:7-190912B18, Compound:OCF, RT:37.303	TP190913MA
13-Sep-19	13:34:04	Peak added	Sample:7-190912B18, Compound:OCF, RT:37.312	TP190913MA
13-Sep-19	13:34:33	Peak added	Sample:7-190912B19, Compound:HXD, RT:34.284	TP190913MA
13-Sep-19	13:34:33	Peak added	Sample:7-190912B19, Compound:HXD, RT:34.271	TP190913MA
13-Sep-19	13:34:44	Peak added	Sample:7-190912B19, Compound:HPD, RT:35.343	TP190913MA
13-Sep-19	13:34:44	Peak added	Sample:7-190912B19, Compound:HPD, RT:35.354	TP190913MA
13-Sep-19	13:35:11	Peak added	Sample:7-190912B19, Compound:HXF, RT:33.670	TP190913MA
13-Sep-19	13:35:11	Peak added	Sample:7-190912B19, Compound:HXF, RT:34.406	TP190913MA
13-Sep-19	13:35:11	Peak added	Sample:7-190912B19, Compound:HXF, RT:33.670	TP190913MA
13-Sep-19	13:35:11	Peak added	Sample:7-190912B19, Compound:HXF, RT:34.406	TP190913MA
13-Sep-19	13:35:33	Peak added	Sample:7-190912B19, Compound:HPF, RT:35.190	TP190913MA
13-Sep-19	13:35:33	Peak added	Sample:7-190912B19, Compound:HPF, RT:36.000	TP190913MA
13-Sep-19	13:35:33	Peak added	Sample:7-190912B19, Compound:HPF, RT:35.190	TP190913MA
13-Sep-19	13:35:33	Peak added	Sample:7-190912B19, Compound:HPF, RT:36.000	TP190913MA
13-Sep-19	13:35:56	Peak added	Sample:7-190912B20, Compound:HPD, RT:35.354	TP190913MA
13-Sep-19	13:35:56	Peak added	Sample:7-190912B20, Compound:HPD, RT:35.748	TP190913MA

**Quantify Audit Report MassLynx MassLynx V4.1 SCN 901**

Dataset: C:\MassLynx\Dioxin.PRO\Result Files\7-190912B2-Q1-0913TP.qld

Last Altered: Friday, September 13, 2019 13:44:45 Eastern Daylight Time  
 Printed: Monday, September 23, 2019 15:33:08 Eastern Daylight Time

Date	Time	Event	Details	Comments
13-Sep-19	13:35:56	Peak added	Sample:7-190912B20, Compound:HPD, RT:35.354	TP190913MA
13-Sep-19	13:35:56	Peak added	Sample:7-190912B20, Compound:HPD, RT:35.748	TP190913MA
13-Sep-19	13:36:28	Peak added	Sample:7-190912B20, Compound:PF-f2, RT:31.138	TP190913MA
13-Sep-19	13:36:28	Peak added	Sample:7-190912B20, Compound:PF-f2, RT:31.837	TP190913MA
13-Sep-19	13:36:28	Peak added	Sample:7-190912B20, Compound:PF-f2, RT:31.860	TP190913MA
13-Sep-19	13:36:28	Peak added	Sample:7-190912B20, Compound:PF-f2, RT:31.126	TP190913MA
13-Sep-19	13:37:01	Peak added	Sample:7-190912B20, Compound:HXF, RT:34.432	TP190913MA
13-Sep-19	13:37:01	Peak added	Sample:7-190912B20, Compound:HXF, RT:33.999	TP190913MA
13-Sep-19	13:37:01	Peak added	Sample:7-190912B20, Compound:HXF, RT:34.432	TP190913MA
13-Sep-19	13:37:16	Peak added	Sample:7-190912B20, Compound:OCF, RT:37.312	TP190913MA
13-Sep-19	13:37:16	Peak added	Sample:7-190912B20, Compound:OCF, RT:37.330	TP190913MA
13-Sep-19	13:37:36	Peak deleted	Sample:7-190912B21, Compound:PD, RT:31.104	
13-Sep-19	13:37:56	Peak added	Sample:7-190912B21, Compound:HXD, RT:34.077	TP190913MA
13-Sep-19	13:37:56	Peak added	Sample:7-190912B21, Compound:HXD, RT:34.251	TP190913MA
13-Sep-19	13:37:56	Peak added	Sample:7-190912B21, Compound:HXD, RT:34.077	TP190913MA
13-Sep-19	13:37:56	Peak added	Sample:7-190912B21, Compound:HXD, RT:34.245	TP190913MA
13-Sep-19	13:38:16	Peak added	Sample:7-190912B21, Compound:HPD, RT:35.343	TP190913MA
13-Sep-19	13:38:16	Peak added	Sample:7-190912B21, Compound:HPD, RT:35.343	TP190913MA
13-Sep-19	13:38:16	Peak added	Sample:7-190912B21, Compound:HPD, RT:35.726	TP190913MA
13-Sep-19	13:38:47	Pre modification peak	Sample:7-190912B21, Compound:HXF, RT:34.406	
13-Sep-19	13:38:47	Peak modified	Sample:7-190912B21, Compound:HXF, RT:34.406	TP190913MB
13-Sep-19	13:38:47	Peak added	Sample:7-190912B21, Compound:HXF, RT:33.670	TP190913MB
13-Sep-19	13:38:47	Pre modification peak	Sample:7-190912B21, Compound:HXF, RT:34.406	
13-Sep-19	13:38:47	Peak modified	Sample:7-190912B21, Compound:HXF, RT:34.406	TP190913MB
13-Sep-19	13:38:47	Peak added	Sample:7-190912B21, Compound:HXF, RT:33.663	TP190913MB
13-Sep-19	13:39:02	Peak added	Sample:7-190912B21, Compound:HPF, RT:35.190	TP190913MA
13-Sep-19	13:39:02	Peak added	Sample:7-190912B21, Compound:HPF, RT:36.000	TP190913MA
13-Sep-19	13:39:02	Peak added	Sample:7-190912B21, Compound:HPF, RT:35.179	TP190913MA
13-Sep-19	13:39:02	Peak added	Sample:7-190912B21, Compound:HPF, RT:35.989	TP190913MA
13-Sep-19	13:39:32	Peak added	Sample:7-190912B22, Compound:HXD, RT:34.258	TP190913MA
13-Sep-19	13:39:32	Peak added	Sample:7-190912B22, Compound:HXD, RT:34.251	TP190913MA
13-Sep-19	13:39:52	Peak added	Sample:7-190912B22, Compound:HPD, RT:35.354	TP190913MA
13-Sep-19	13:39:52	Peak added	Sample:7-190912B22, Compound:HPD, RT:35.737	TP190913MA
13-Sep-19	13:39:52	Peak added	Sample:7-190912B22, Compound:HPD, RT:35.343	TP190913MA
13-Sep-19	13:39:52	Peak added	Sample:7-190912B22, Compound:HPD, RT:35.748	TP190913MA
13-Sep-19	13:40:05	Pre modification peak	Sample:7-190912B22, Compound:OCD, RT:37.221	
13-Sep-19	13:40:05	Peak modified	Sample:7-190912B22, Compound:OCD, RT:37.221	TP190913MB
13-Sep-19	13:40:05	Pre modification peak	Sample:7-190912B22, Compound:OCD, RT:37.221	
13-Sep-19	13:40:05	Peak modified	Sample:7-190912B22, Compound:OCD, RT:37.221	TP190913MB
13-Sep-19	13:40:15	Peak added	Sample:7-190912B22, Compound:HXF, RT:34.413	TP190913MA
13-Sep-19	13:40:15	Peak added	Sample:7-190912B22, Compound:HXF, RT:34.419	TP190913MA
13-Sep-19	13:40:31	Peak added	Sample:7-190912B22, Compound:HPF, RT:35.179	TP190913MA
13-Sep-19	13:40:31	Peak added	Sample:7-190912B22, Compound:HPF, RT:35.989	TP190913MA
13-Sep-19	13:40:31	Peak added	Sample:7-190912B22, Compound:HPF, RT:35.179	TP190913MA
13-Sep-19	13:40:31	Peak added	Sample:7-190912B22, Compound:HPF, RT:35.989	TP190913MA
13-Sep-19	13:40:42	Pre modification peak	Sample:7-190912B22, Compound:OCF, RT:37.312	
13-Sep-19	13:40:42	Peak modified	Sample:7-190912B22, Compound:OCF, RT:37.312	TP190913MB
13-Sep-19	13:40:42	Pre modification peak	Sample:7-190912B22, Compound:OCF, RT:37.312	
13-Sep-19	13:40:42	Peak modified	Sample:7-190912B22, Compound:OCF, RT:37.312	TP190913MB
13-Sep-19	13:41:08	Peak added	Sample:7-190912B23, Compound:HXD, RT:34.264	TP190913MA
13-Sep-19	13:41:08	Peak added	Sample:7-190912B23, Compound:HXD, RT:34.264	TP190913MA
13-Sep-19	13:41:26	Peak added	Sample:7-190912B23, Compound:HPD, RT:35.343	TP190913MA
13-Sep-19	13:41:26	Peak deleted	Sample:7-190912B23, Compound:HPD, RT:35.978	TP190913MA



**Quantify Audit Report MassLynx MassLynx V4.1 SCN 901**

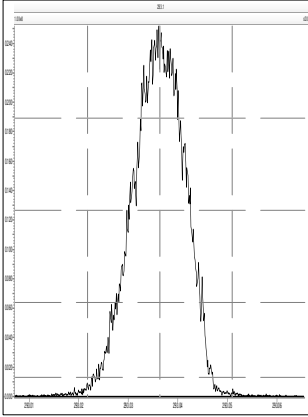
Dataset: C:\MassLynx\Dioxin.PRO\Result Files\7-190912B2-Q1-0913TP.qld

Last Altered: Friday, September 13, 2019 13:44:45 Eastern Daylight Time  
 Printed: Monday, September 23, 2019 15:33:08 Eastern Daylight Time

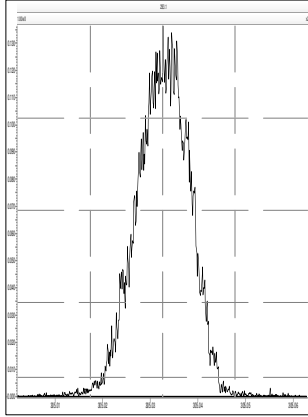
Date	Time	Event	Details	Comments
13-Sep-19	13:41:26	Peak deleted	Sample:7-190912B23, Compound:HPD, RT:35.179	TP190913MA
13-Sep-19	13:41:26	Peak added	Sample:7-190912B23, Compound:HPD, RT:35.354	TP190913MA
13-Sep-19	13:41:26	Peak added	Sample:7-190912B23, Compound:HPD, RT:35.737	TP190913MA
13-Sep-19	13:41:35	Pre modification peak	Sample:7-190912B23, Compound:OCD, RT:37.212	
13-Sep-19	13:41:35	Peak modified	Sample:7-190912B23, Compound:OCD, RT:37.212	TP190913MB
13-Sep-19	13:42:07	Peak added	Sample:7-190912B23, Compound:PF-f2, RT:31.115	TP190913MA
13-Sep-19	13:42:07	Peak added	Sample:7-190912B23, Compound:PF-f2, RT:31.837	TP190913MA
13-Sep-19	13:42:07	Peak added	Sample:7-190912B23, Compound:PF-f2, RT:31.115	TP190913MA
13-Sep-19	13:42:07	Peak added	Sample:7-190912B23, Compound:PF-f2, RT:31.837	TP190913MA
13-Sep-19	13:42:27	Peak added	Sample:7-190912B23, Compound:HXF, RT:34.006	TP190913MA
13-Sep-19	13:42:27	Peak added	Sample:7-190912B23, Compound:HXF, RT:34.413	TP190913MA
13-Sep-19	13:42:27	Peak added	Sample:7-190912B23, Compound:HXF, RT:33.986	TP190913MA
13-Sep-19	13:42:42	Peak added	Sample:7-190912B23, Compound:HPF, RT:35.179	TP190913MA
13-Sep-19	13:42:42	Peak added	Sample:7-190912B23, Compound:HPF, RT:35.190	TP190913MA
13-Sep-19	13:42:51	Peak added	Sample:7-190912B23, Compound:OCF, RT:37.312	TP190913MA
13-Sep-19	13:43:16	Peak added	Sample:7-190912B24, Compound:HXD, RT:34.277	TP190913MA
13-Sep-19	13:43:16	Peak added	Sample:7-190912B24, Compound:HXD, RT:34.277	TP190913MA
13-Sep-19	13:43:39	Pre modification peak	Sample:7-190912B24, Compound:PF-f2, RT:31.126	
13-Sep-19	13:43:39	Peak modified	Sample:7-190912B24, Compound:PF-f2, RT:31.126	TP190913MB
13-Sep-19	13:43:39	Peak added	Sample:7-190912B24, Compound:PF-f2, RT:31.837	TP190913MB
13-Sep-19	13:43:39	Peak added	Sample:7-190912B24, Compound:PF-f2, RT:31.115	TP190913MB
13-Sep-19	13:44:27	Peak added	Sample:7-190912B24, Compound:HXF, RT:33.598	TP190913MA
13-Sep-19	13:44:27	Peak added	Sample:7-190912B24, Compound:HXF, RT:33.689	TP190913MA
13-Sep-19	13:44:27	Peak added	Sample:7-190912B24, Compound:HXF, RT:33.999	TP190913MA
13-Sep-19	13:44:27	Peak added	Sample:7-190912B24, Compound:HXF, RT:34.426	TP190913MA
13-Sep-19	13:44:27	Peak added	Sample:7-190912B24, Compound:HXF, RT:33.624	TP190913MA
13-Sep-19	13:44:27	Peak added	Sample:7-190912B24, Compound:HXF, RT:33.682	TP190913MA
13-Sep-19	13:44:27	Peak added	Sample:7-190912B24, Compound:HXF, RT:34.006	TP190913MA
13-Sep-19	13:44:43	Peak added	Sample:7-190912B24, Compound:HPF, RT:35.190	TP190913MA
13-Sep-19	13:44:43	Peak added	Sample:7-190912B24, Compound:HPF, RT:36.011	TP190913MA
13-Sep-19	13:44:43	Peak added	Sample:7-190912B24, Compound:HPF, RT:36.000	TP190913MA
13-Sep-19	13:44:51	Dataset Saved	Saved to 'C:\MassLynx\Dioxin.PRO\Result Files\7-190912B2-...	



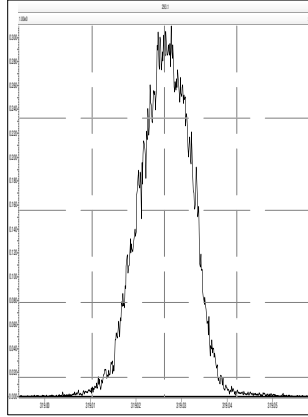
M 292.9824 R 12470



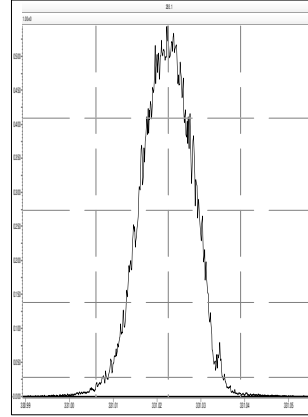
M 304.9824 R 12627



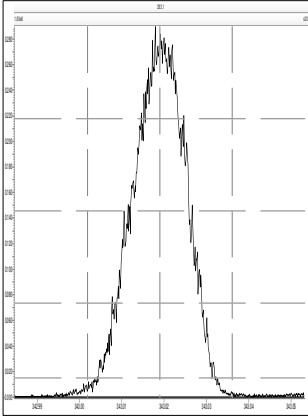
M 318.9792 R 12691



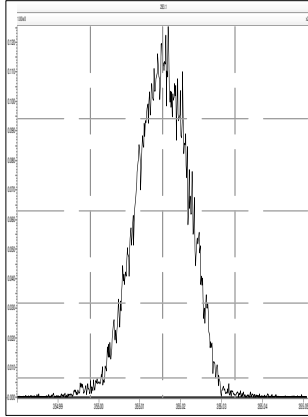
M 330.9792 R 12501



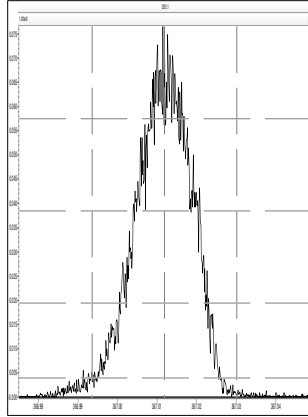
M 342.9792 R 12257



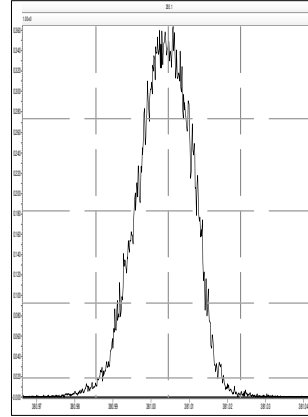
M 354.9792 R 12358



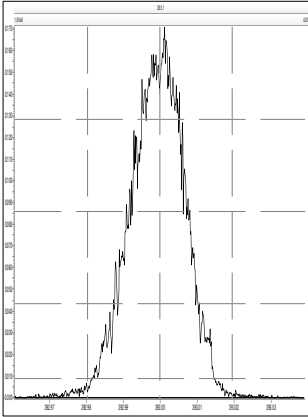
M 366.9792 R 11662



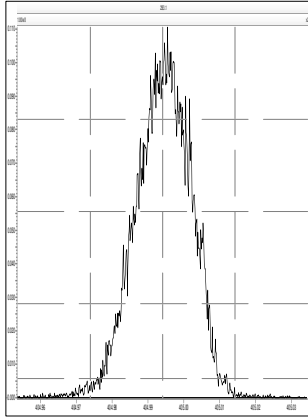
M 380.9760 R 12077



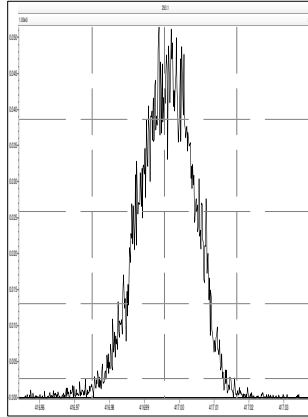
M 392.9760 R 12001



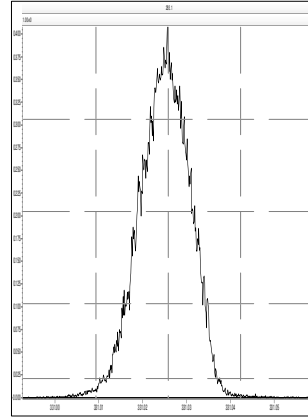
M 404.9760 R 12059



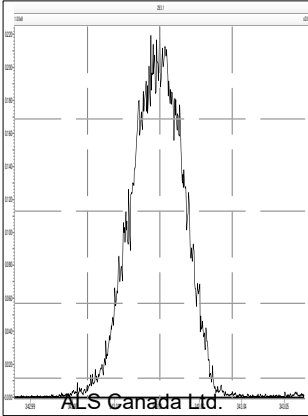
M 416.9760 R 11962



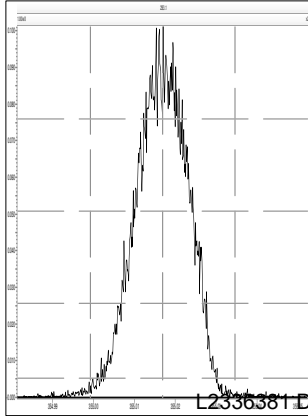
M 330.9792 R 12671



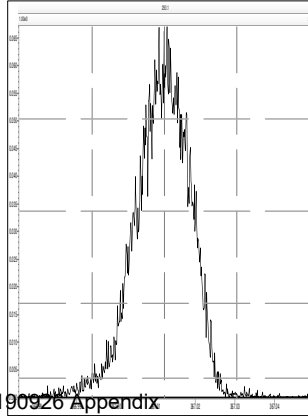
M 342.9792 R 12690



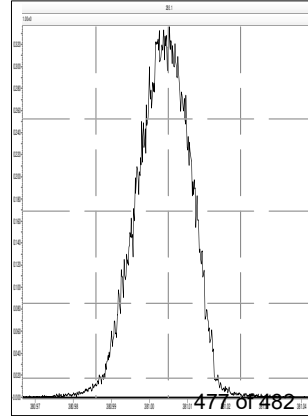
M 354.9792 R 12692



M 366.9792 R 12787

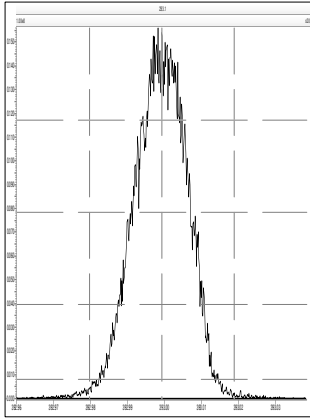


M 380.9760 R 12596

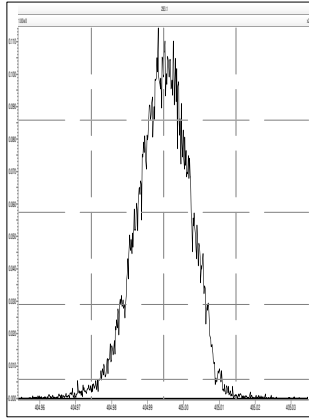


Printed: Thursday, September 12, 2019 21:51:17 Eastern Daylight Time

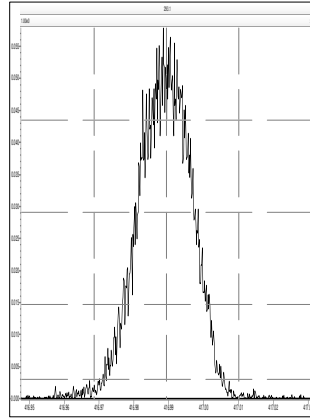
M 392.9760 R 12470



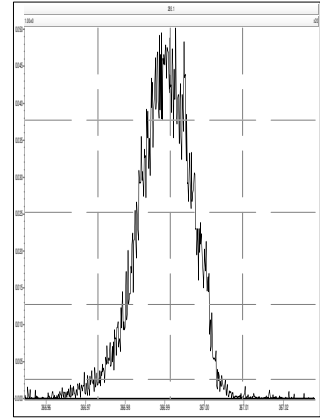
M 404.9760 R 12406



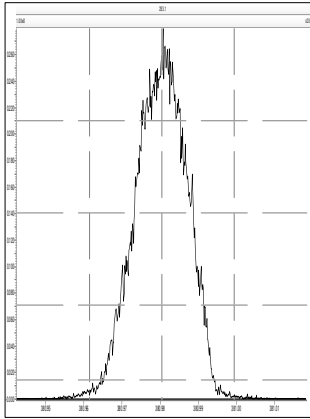
M 416.9760 R 12664



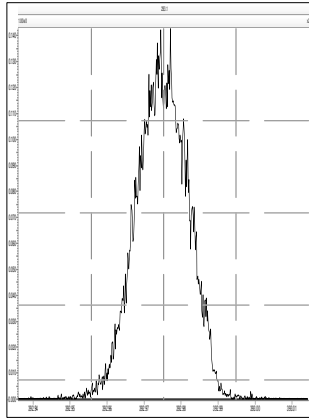
M 366.9792 R 12667



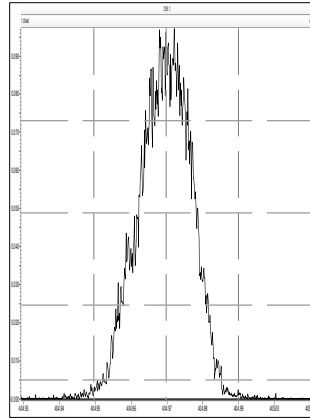
M 380.9760 R 12659



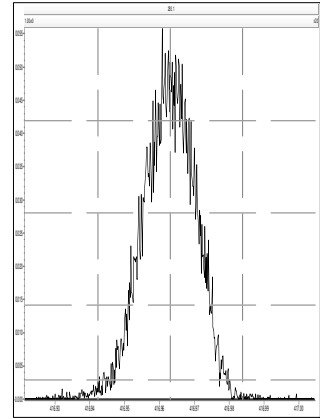
M 392.9760 R 12594



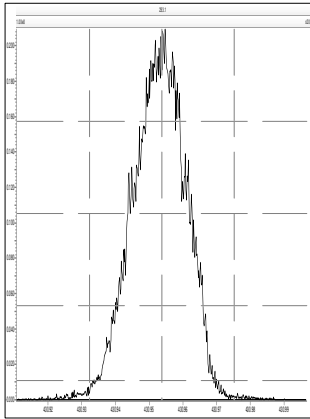
M 404.9760 R 12626



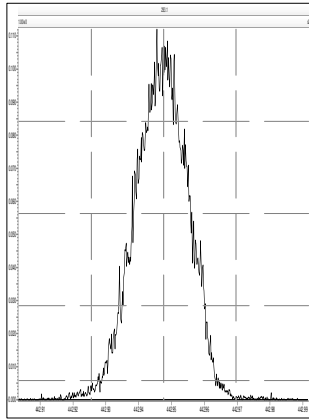
M 416.9760 R 13140



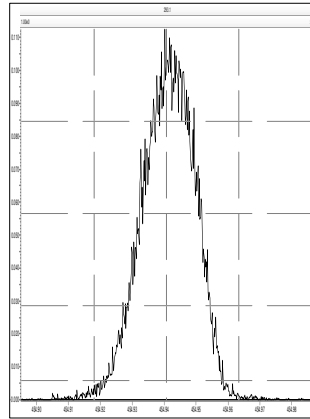
M 430.9728 R 12136



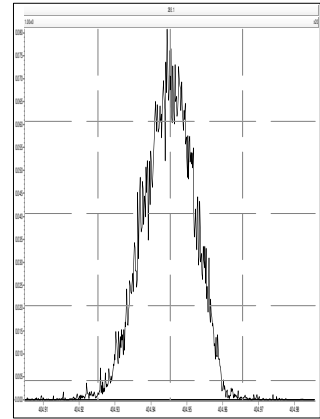
M 442.9728 R 12596



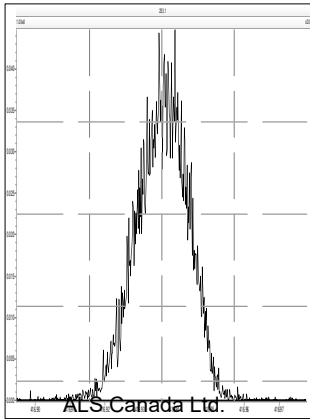
M 454.9728 R 12531



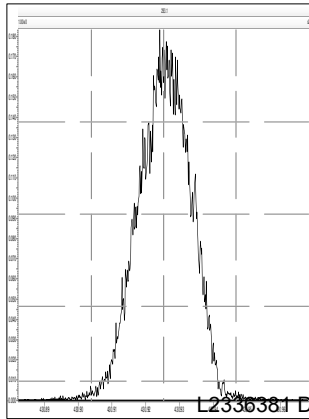
M 404.9760 R 13245



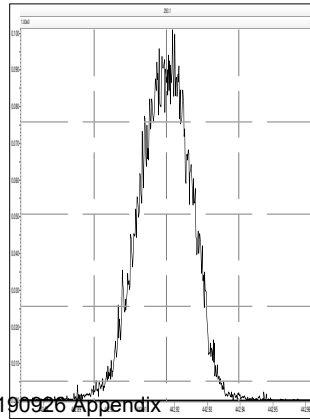
M 416.9760 R 12887



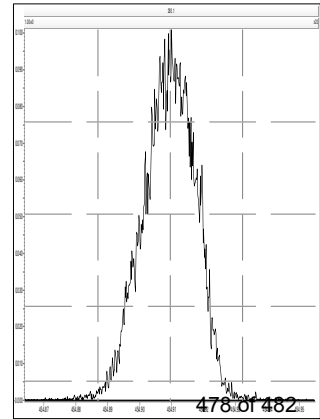
M 430.9728 R 12889



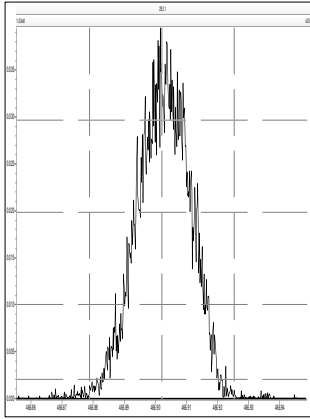
M 442.9728 R 12726



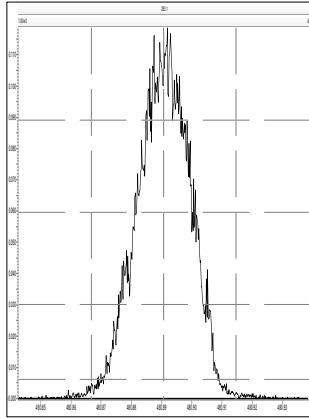
M 454.9728 R 12600



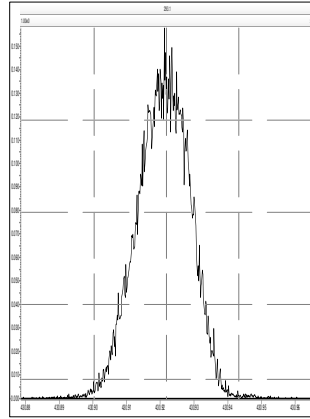
M 466.9728 R 12531



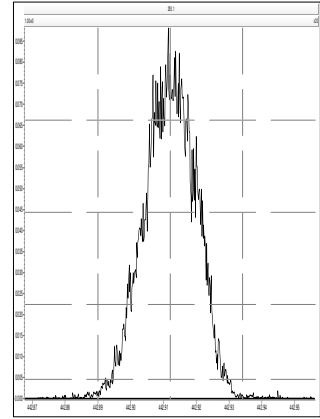
M 480.9696 R 12691



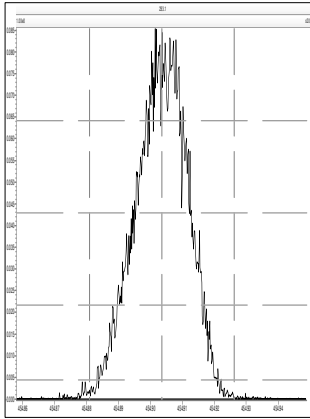
M 430.9728 R 12991



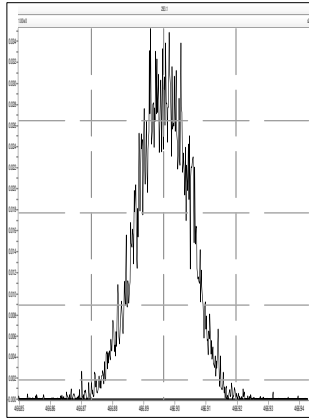
M 442.9728 R 13134



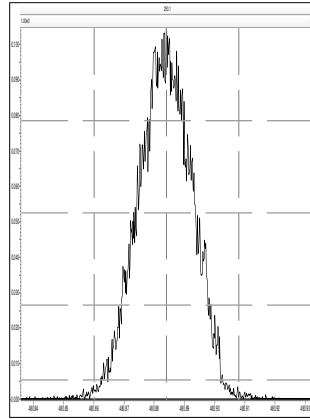
M 454.9728 R 12136



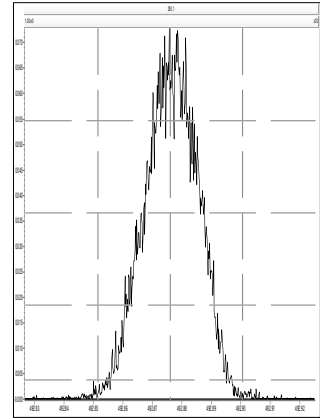
M 466.9728 R 12859



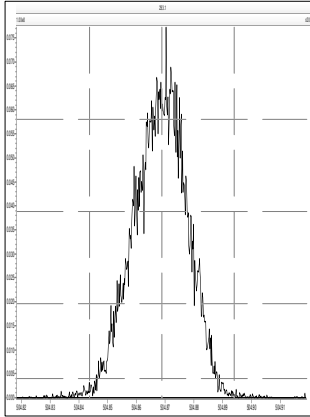
M 480.9696 R 11876



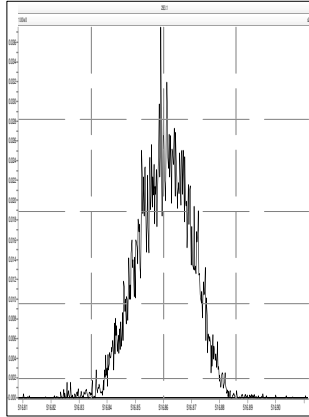
M 492.9696 R 12140



M 504.9696 R 11769

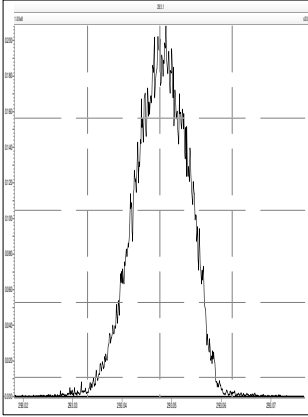


M 516.9697 R 12496

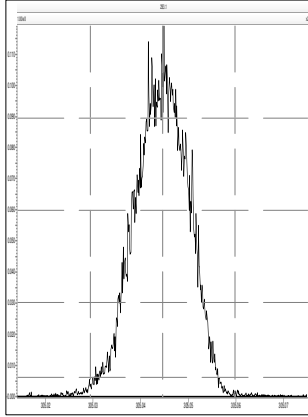


Printed: Friday, September 13, 2019 09:55:42 Eastern Daylight Time

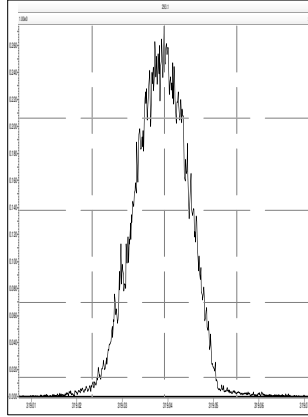
M 292.9824 R 12315



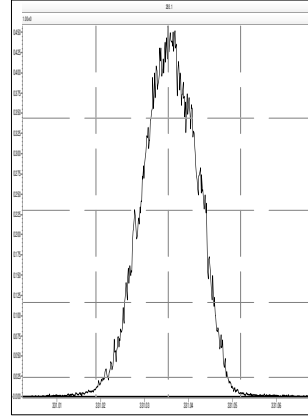
M 304.9824 R 12136



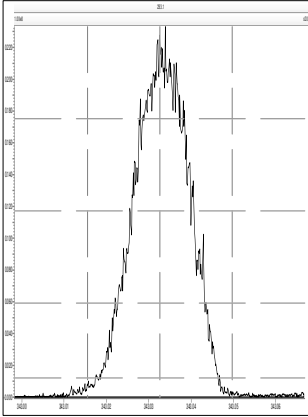
M 318.9792 R 12723



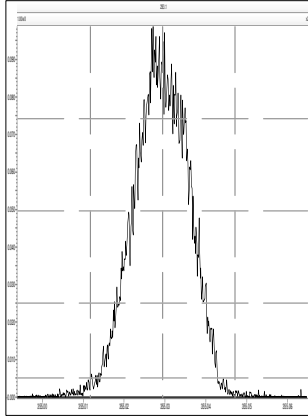
M 330.9792 R 11991



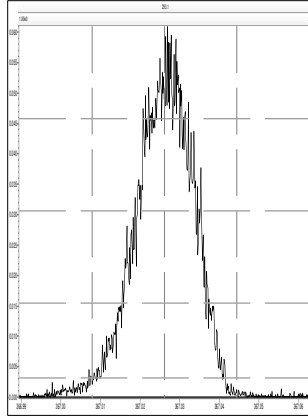
M 342.9792 R 11848



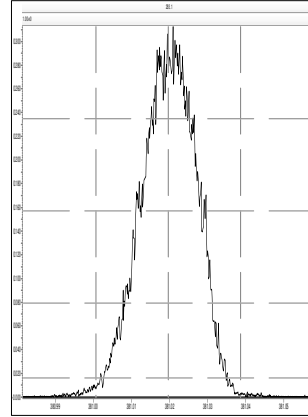
M 354.9792 R 12140



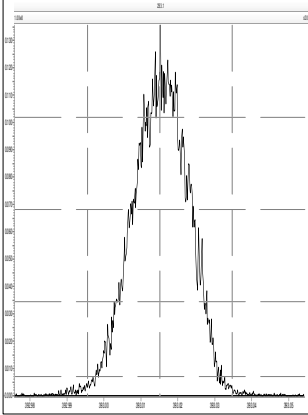
M 366.9792 R 11161



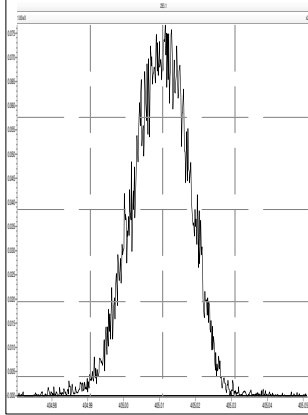
M 380.9760 R 11737



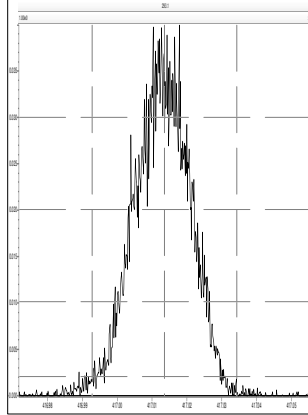
M 392.9760 R 11793



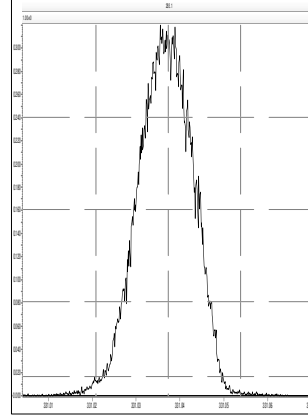
M 404.9760 R 11852



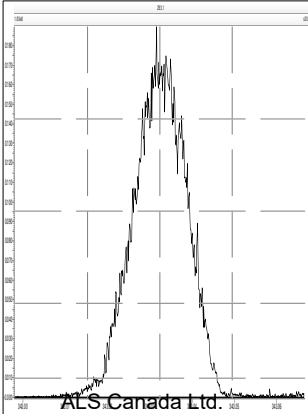
M 416.9760 R 12084



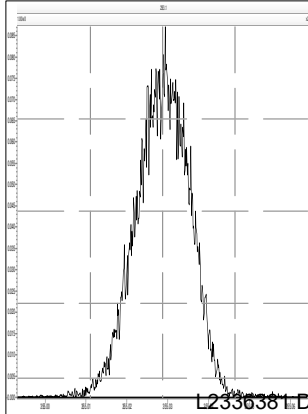
M 330.9792 R 12563



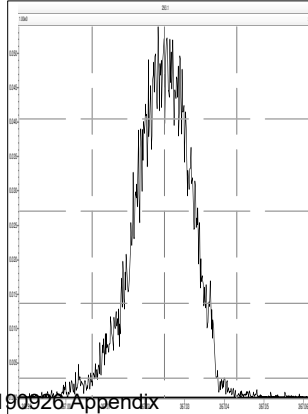
M 342.9792 R 12626



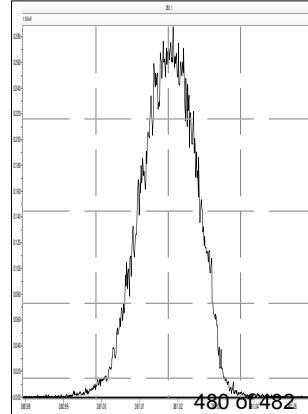
M 354.9792 R 12475



M 366.9792 R 11627

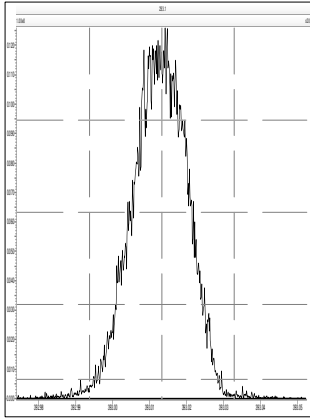


M 380.9760 R 12225

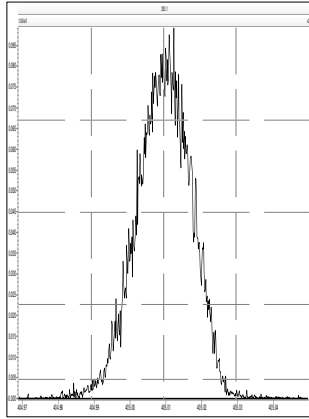


Printed: Friday, September 13, 2019 09:55:42 Eastern Daylight Time

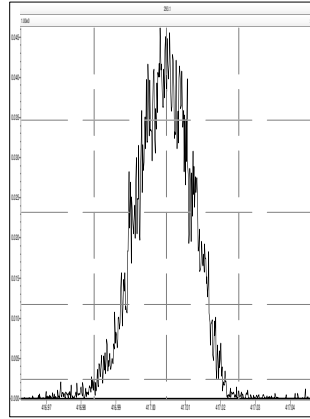
M 392.9760 R 12255



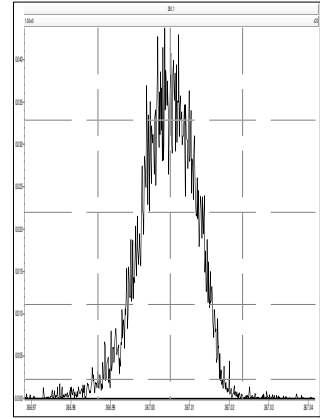
M 404.9760 R 12051



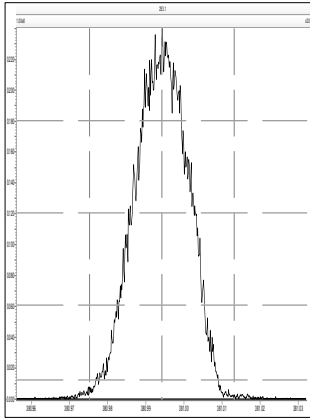
M 416.9760 R 12646



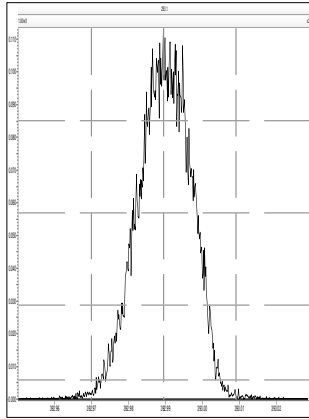
M 366.9792 R 12953



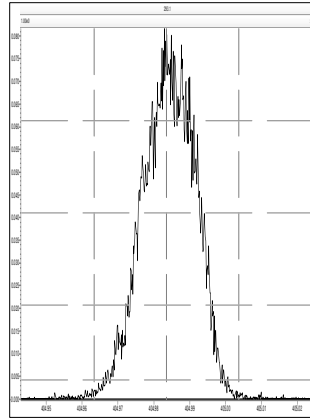
M 380.9760 R 12380



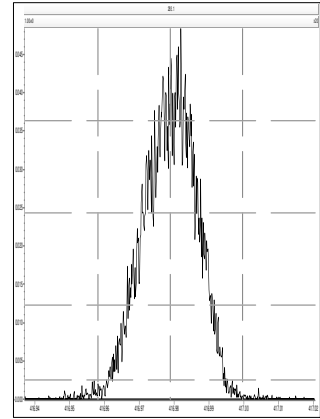
M 392.9760 R 12107



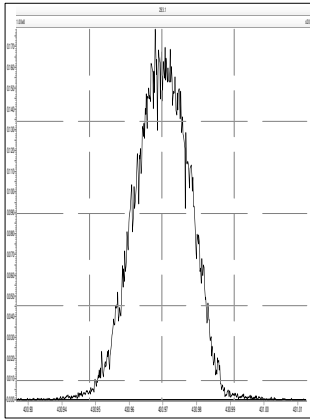
M 404.9760 R 12676



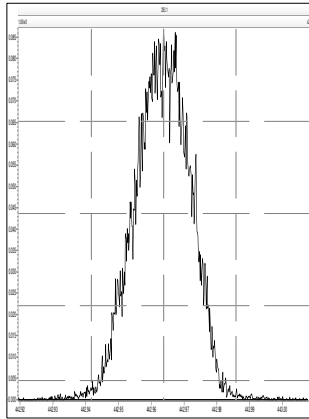
M 416.9760 R 12319



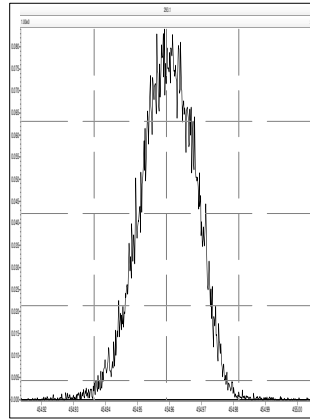
M 430.9728 R 11971



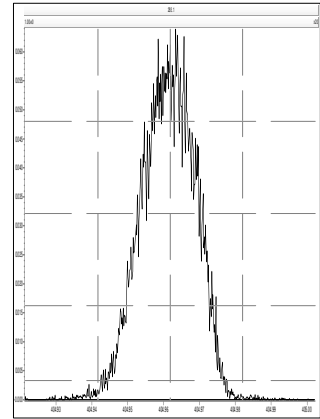
M 442.9728 R 12023



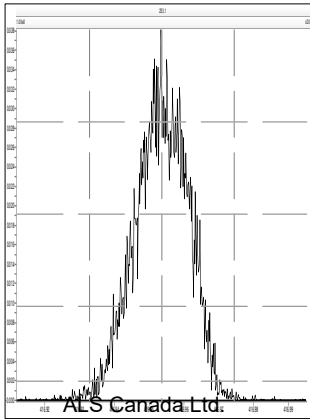
M 454.9728 R 12118



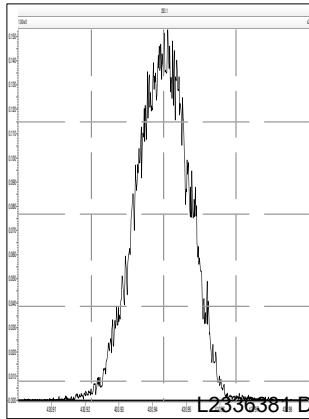
M 404.9760 R 12530



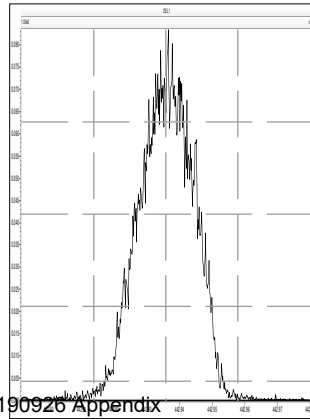
M 416.9760 R 12965



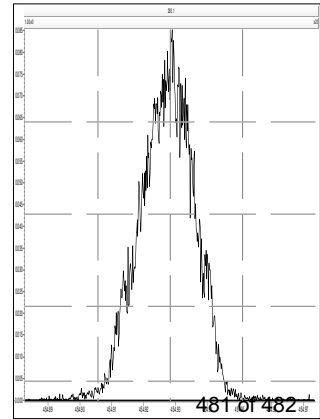
M 430.9728 R 12533



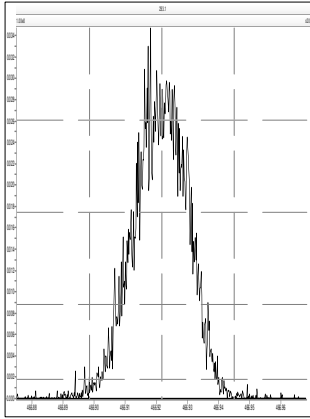
M 442.9728 R 12412



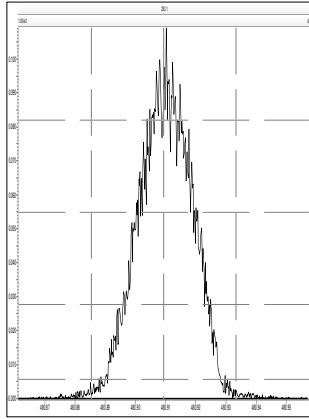
M 454.9728 R 11990



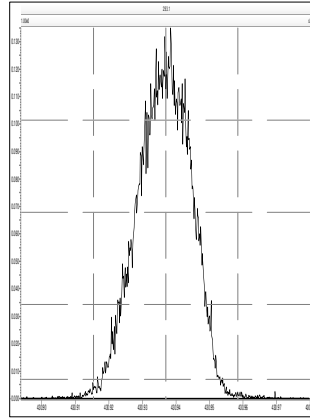
M 466.9728 R 12877



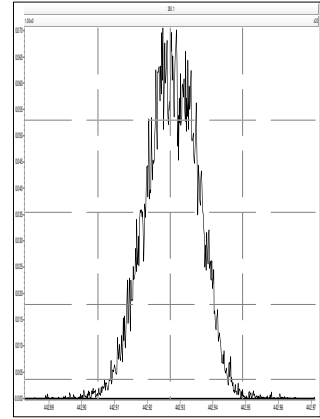
M 480.9696 R 12477



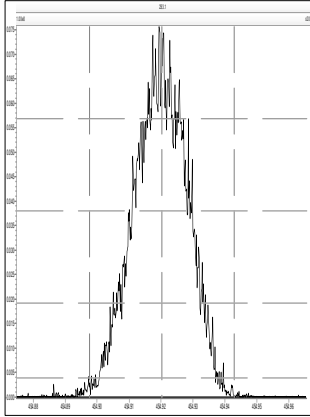
M 430.9728 R 11991



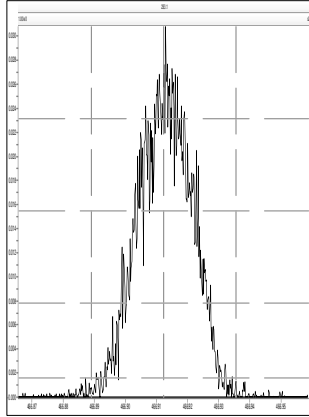
M 442.9728 R 12317



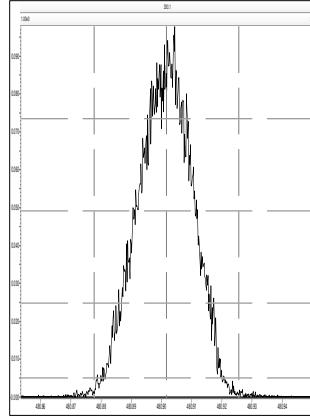
M 454.9728 R 12078



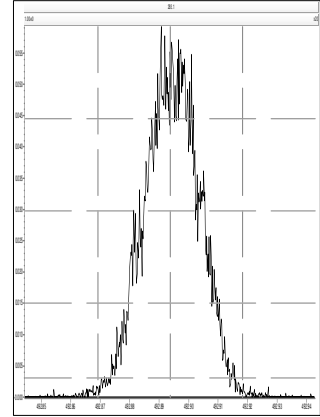
M 466.9728 R 13580



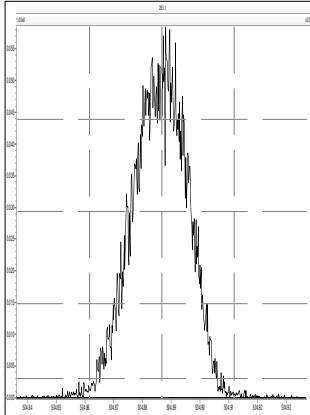
M 480.9696 R 11820



M 492.9696 R 12021



M 504.9696 R 12140



M 516.9697 R 12255

