

SVOC DATA PACKAGE

APPENDIX 1: INSTRUMENT OUTPUT DOCUMENTS

Including For Each Analytical Sequence::

- The scanned instrument runlogs
- Instrument output (SICP chromatograms) indicating the integrations used for quantification including:
 - GC chromatographic resolution checks, where appropriate
 - SICPs for the run
 - SICP chromatograms indicating both the automated and manual peak integration where this has been edited
- Reference peak profiles indicating the mass resolution
 - Pre-run mass calibration check printouts
 - Post-run mass calibration check printouts

Sample List Report

MassLynx 4.1 SCN815 SCN795

Sample List: C:\MassLynx\Default.pro\Sampledb\7-190724A-RUN.SPL

Page 1 of 2

Last Modified: Wednesday, July 24, 2019 16:18:07 Eastern Daylight Time

Printed: Thursday, July 25, 2019 15:37:45 Eastern Daylight Time

Page Position (1, 1)

File Name	Sample ID	File Text	MS File	Inlet File	Vial
1 7-190724A01	H7-19-CCV-CS3-0017	1613B-CS3+PERF-011D	Dioxin_1613B	Dioxin_1613B	Tray1:1
2 7-190724A02	H7-19-CCV-CS2-0017	1613B-CS2-011	Dioxin_1613B	Dioxin_1613B	Tray1:3
3 7-190724A03	H7-19-CCV-CS1-0017	1613B-CS1-011	Dioxin_1613B	Dioxin_1613B	Tray1:4
4 7-190724A04	H7-19-CCV-CS0-0017	1613B-CS0-011	Dioxin_1613B	Dioxin_1613B	Tray1:5
5 7-190724A05	H7-19-CCV-L0D-0017	1613B-L0D-011	Dioxin_1613B	Dioxin_1613B	Tray1:6
6 7-190724A06	H7-19-CCV-CS5-0017	1613B-CS5-011	Dioxin_1613B	Dioxin_1613B	Tray1:7
7 7-190724A07	H7-19-CCV-CS4-0017	1613B-CS4-011	Dioxin_1613B	Dioxin_1613B	Tray1:8
8 7-190724A08	H7-19-CCV-RS1-0017	1613B-RS1-011	Dioxin_1613B	Dioxin_1613B	Tray1:9
9 7-190724A09	H7-19-CCV-0487	1613B-CS3+PERF-011D	Dioxin_1613B	Dioxin_1613B	Tray1:1
10 7-190724A10	WG3093104-2	M23 LCS	Dioxin_1613B	Dioxin_1613B	Tray1:10
11 7-190724A11	TOLUENE	INST BLANK	Dioxin_1613B	Dioxin_1613B	Tray1:2
12 7-190724A12	TOLUENE	INST BLANK	Dioxin_1613B	Dioxin_1613B	Tray1:2
13 7-190724A13	WG3093104-1	M23 MB	Dioxin_1613B	Dioxin_1613B	Tray1:11
14 7-190724A14	WG3093104-4	M23 MB	Dioxin_1613B	Dioxin_1613B	Tray1:12
15 7-190724A15	L2300730-4	M23	Dioxin_1613B	Dioxin_1613B	Tray1:13
16 7-190724A16	L2300730-1	M23	Dioxin_1613B	Dioxin_1613B	Tray1:14
17 7-190724A17	L2300730-2	M23	Dioxin_1613B	Dioxin_1613B	Tray1:15
18 7-190724A18	L2300730-3	M23	Dioxin_1613B	Dioxin_1613B	Tray1:16
19 7-190724A19	H7-19-CCV-0488	1613B-CS3+PERF-011D	Dioxin_1613B	Dioxin_1613B	Tray1:1
20 7-190724A20	WG3104968-2	DX LCS RX	Dioxin_1613B	Dioxin_1613B	Tray1:17
21 7-190724A21	WG3102342-2	M23 LCS	Dioxin_1613B	Dioxin_1613B	Tray1:18
22 7-190724A22	TOLUENE	INST BLANK	Dioxin_1613B	Dioxin_1613B	Tray1:2
23 7-190724A23	TOLUENE	INST BLANK	Dioxin_1613B	Dioxin_1613B	Tray1:2
24 7-190724A24	WG3104968-1	DX MB RX	Dioxin_1613B	Dioxin_1613B	Tray1:19
25 7-190724A25	WG3102342-1	M23 MB	Dioxin_1613B	Dioxin_1613B	Tray1:20
26 7-190724A26	WG3102342-4	M23 MB	Dioxin_1613B	Dioxin_1613B	Tray1:21
27 7-190724A27	L2283658-26	DX RX	Dioxin_1613B	Dioxin_1613B	Tray1:22
28 7-190724A28	L2283658-28	DX RX	Dioxin_1613B	Dioxin_1613B	Tray1:23
29 7-190724A29	L2308172-3	M23	Dioxin_1613B	Dioxin_1613B	Tray1:24
30 7-190724A30	L2308172-1	M23	Dioxin_1613B	Dioxin_1613B	Tray1:25
31 7-190724A31	L2308172-2	M23	Dioxin_1613B	Dioxin_1613B	Tray1:26
32 7-190724A32	H7-19-CCV-0489	1613B-CS3+PERF-011D	Dioxin_1613B	Dioxin_1613B	Tray1:1
33 7-190724A33	CCV TEST	1613B-CS3+PERF-011C	Dioxin_1613B	Dioxin_1613B	Tray1:78

VP ✓
 PMR ✓
 INJ AI ✓ A2(Q1) ✓ A2(Q2) ✓
 CO AI MB CONTAMINATION A2 ✓
 REL/PAT AI ✓ A2(Q1) ✓ A2(Q2) CCV 489 2378 TCAF ↑ (122)
 DILN AI ✓ A2(Q1) ✓ A2(Q2) ✓
 LM/DPE AI ✓ A2(Q1) ✓ A2(Q2) ✓
 CC ✓✓
 MR ✓
 RL ✓
 RES ✓
 DATA ✓

✓ 7-190724A-ICAL-1613/M23
 ✓ 7-190724A-ICAL-1613/M23-QC
 ✓ 7-190724A1-Q1-0725 TP ✓
 ✓ 7-190724A2-Q1-0725 TP
 ✓ 7-190724A2-Q2-0725 TP

Sample List Report**MassLynx MassLynx V4.1 SCN 901**

Sample List: C:\MassLynx\Dioxin.PRO\SampleDB\7-190724A-ICAL_M23.SPL
Last Modified: Thursday, July 25, 2019 09:27:01 Eastern Daylight Time
Printed: Friday, August 30, 2019 14:23:52 Eastern Daylight Time

Page 1 of 1

Page Position (1, 1)

	File Name	Sample ID	File Text	Sample Type	Na Conc Te	Na Conc Pe-Hp	Na Conc Oc	ES Conc Te-Hp	ES Conc Oc	Conc IS	Conc CS	Conc FS 37Cl	Conc FS Pe-Hp
1	7-190724A03	H7-19-CCV-CS1-0017	1613B-CS1-011	Standard	0.5	2.5	5	100	200	100	100	0.5	100
2	7-190724A02	H7-19-CCV-CS2-0017	1613B-CS2-011	Standard	2	10	20	100	200	100	100	2	100
3	7-190724A01	H7-19-CCV-CS3-0017	1613B-CS3+PERF-011D	Standard	10	50	100	100	200	100	100	10	100
4	7-190724A07	H7-19-CCV-CS4-0017	1613B-CS4-011	Standard	40	200	400	100	200	100	100	40	100
5	7-190724A06	H7-19-CCV-CS5-0017	1613B-CS5-011	Standard	200	1000	2000	100	200	100	100	200	100
6	7-190724A05	H7-19-CCV-LOD-0017	1613B-LOD-011	Analyte	0.25	.25	0.5	100	200	100	100	.25	100
7	7-190724A08	H7-19-CCV-RS1-0017	1613B-RS1-011	Analyte	10	50	100	100	200	100	100	10	100
8	7-190724A09	H7-19-CCV-0487	1613B-CS3+PERF-011D	Analyte	10	50	100	100	200	100	100	10	100

Quantify Sample Summary Report **MassLynx MassLynx V4.1 SCN 901**

Dataset: C:\MassLynx\Dioxin.PRO\Result Files\7-190724A-ICAL_M23.qld

Last Altered: Thursday, July 25, 2019 09:29:35 Eastern Daylight Time

Printed: Friday, August 30, 2019 14:29:16 Eastern Daylight Time

Method: C:\MassLynx\Dioxin.PRO\MethDB\Dioxin_M23A.mdb 24 Jul 2019 09:33:17

Calibration: C:\MassLynx\Dioxin.PRO\CurveDB\7-190724A-CAL5-M23.cdb 25 Jul 2019 09:29:35

Name: 7-190724A03, Date: 24-Jul-2019, Time: 17:20:05, ID: H7-19-CCV-CS1-0017, Description: 1613B-CS1-011, Vial: Tray1:4

	Target Analyte	#Hom	Total Area	Ion1 Area	Ion2 Area	Ra	Ra Fail=YES	RT	RRT	RT LCL	RT UCL	pg	%Rec	Mod.Comment	Noise 1	Noise 2
1	2378-TCDD		5561.676	2316.770	3245	0.71	NO	28.05	1.00	28.02	28.08	0.44939	89.9	TP190725MB	382	345
2	12378-PeCDD		17430.063	10548.040	6882	1.53	NO	32.12	1.00	32.08	32.15	2.26995	90.8		399	240
3	123478-HxCDD		15673.090	8626.969	7046	1.22	NO	34.16	1.00	34.13	34.19	2.16198	86.5		538	652
4	123678-HxCDD		17666.568	9973.602	7693	1.30	NO	34.21	1.00	34.17	34.24	2.23507	89.4		538	652
5	123789-HxCDD		17243.076	9444.572	7799	1.21	NO	34.34	1.00	34.30	34.37	2.25286	90.1		538	652
6	1234678-HpCDD		12698.377	6389.053	6309	1.01	NO	35.82	1.00	35.79	35.86	2.25526	90.2		379	399
7	OCDD		23299.026	11039.463	12260	0.90	NO	37.32	1.00	37.29	37.35	4.85334	97.1		310	320
8	2378-TCDF		6884.790	2951.840	3933	0.75	NO	27.13	1.00	27.09	27.16	0.45902	91.8	TP190725MB	225	337
9	12378-PeCDF		24506.256	14899.446	9607	1.55	NO	31.18	1.00	31.15	31.22	2.30879	92.4		596	509
10	23478-PeCDF		26092.842	15935.753	10157	1.57	NO	31.89	1.17	31.86	31.93	2.21174	88.5		596	509
11	123478-HxCDF		21365.201	11342.419	10023	1.13	NO	33.67	0.98	33.64	33.70	2.35850	94.3		926	1521
12	123678-HxCDF		23209.851	12480.979	10729	1.16	NO	33.73	1.00	33.70	33.77	2.38179	95.3		926	1521
13	234678-HxCDF		21516.606	11576.021	9941	1.16	NO	34.06	0.99	34.03	34.10	2.36000	94.4		926	1521
14	123789-HxCDF		18055.545	9942.916	8113	1.23	NO	34.48	1.00	34.44	34.51	2.26539	90.6		926	1521
15	1234678-HpCDF		13777.711	9029.604	4748	1.90	NO	35.27	1.00	35.23	35.30	2.26734	90.7		812	598
16	1234789-HpCDF		11573.741	7421.344	4152	1.79	NO	36.08	1.05	36.04	36.11	2.25369	90.1		812	598
17	OCDF		25271.510	11893.870	13378	0.89	NO	37.41	1.00	37.38	37.45	4.57819	91.6		242	350
18	37Cl-2378-TCDD FS		6000.608	6000.608				28.06	1.00	28.03	28.10	0.46744	93.5		366	
19	13C-123478-HxCDD FS		713431.907	397953.188	315479	1.26	NO	34.15	0.99	34.11	34.18	92.91431	92.9		3953	2705
20	13C-23478-PeCDF FS		1292339.7...	788051.938	504288	1.56	NO	31.88	1.17	31.85	31.92	99.64227	99.6		1755	1429
21	13C-123478-HxCDF FS		869618.063	295185.563	574433	0.51	NO	33.66	0.98	33.62	33.69	101.47236	101.5		2558	4071
22	13C-1234789-HpCDF FS		544752.844	171487.344	373266	0.46	NO	36.07	1.05	36.03	36.10	95.98473	96.0		1772	2734
23	13C-2378-TCDD ES		1112524.751	489844.313	622680	0.79	NO	28.04	1.02	28.00	28.07	98.60117	98.6		1203	1124
24	13C-12378-PeCDD ES		854083.344	521794.125	332289	1.57	NO	32.10	1.17	32.07	32.14	92.31767	92.3		2149	1338
25	13C-123678-HxCDD ES		853575.250	473654.375	379921	1.25	NO	34.20	1.00	34.17	34.23	99.44837	99.4		3953	2705
26	13C-1234678-HpCDD ES		607849.406	314466.656	293383	1.07	NO	35.82	1.04	35.79	35.86	92.01603	92.0		1119	2257
27	13C-OCDD ES		1005641.3...	471962.031	533679	0.88	NO	37.32	1.09	37.29	37.35	170.11587	85.1		1270	1430
28	13C-2378-TCDF ES		1762434.1...	753366.188	1009068	0.75	NO	27.11	0.99	27.08	27.15	98.76698	98.8		2190	1165
29	13C-12378-PeCDF ES		1240837.7...	763855.813	476982	1.60	NO	31.17	1.14	31.14	31.20	94.07009	94.1		1755	1429
30	13C-123678-HxCDF ES		990445.875	343774.500	646671	0.53	NO	33.73	0.98	33.69	33.76	95.78082	95.8		2558	4071
31	13C-1234678-HpCDF ES		694087.859	213209.703	480878	0.44	NO	35.26	1.03	35.22	35.29	94.28102	94.3		1772	2734
32	13C-123789-HxCDF CS		807164.751	272819.938	534345	0.51	NO	34.48	1.00	34.44	34.51	94.39790	94.4		2558	4071
33	13C-1234-TCDD IS		1240529.3...	547801.625	692728	0.79	NO	27.35	0.00	27.32	27.38	107.07969	107.1		1203	1124
34	13C-123789-HxCDD IS		784190.626	435078.813	349112	1.25	NO	34.33	0.00	34.30	34.36	99.21759	99.2		3953	2705

Quantify Sample Summary Report MassLynx MassLynx V4.1 SCN 901

Dataset: C:\MassLynx\Dioxin.PRO\Result Files\7-190724A-ICAL_M23.qld

Last Altered: Thursday, July 25, 2019 09:29:35 Eastern Daylight Time

Printed: Friday, August 30, 2019 14:29:16 Eastern Daylight Time

Name: 7-190724A03, Date: 24-Jul-2019, Time: 17:20:05, ID: H7-19-CCV-CS1-0017, Description: 1613B-CS1-011, Vial: Tray1:4

	Target Analyte	#Hom	Total Area	Ion1 Area	Ion2 Area	Ra	Ra Fail=YES	RT	RRT	RT LCL	RT UCL	pg	%Rec	Mod.Comment	Noise 1	Noise 2
35	Total-Tetradoxins	1		2316.770								0.44939			382	
36	Total-Pentadoxins	1		10548.040								2.26995			399	
37	Total-Hexadoxins	3		28045.143								6.64990			538	
38	Total-Heptadoxins	1		6389.053								2.25526			379	
39	Total-OCDD	1		11039.463								4.85334			310	
40	Total-Tetrafurans	1		2951.840								0.45902			225	
41	Total-PeCDF-F1			0.000											271	
42	Total-Pentafurans	2		30835.199								4.52053			596	
43	Total-Hexafurans	5		45591.867								9.41332			926	
44	Total-Heptafurans	2		16450.948								4.52103			812	
45	Totals-OCDF	1		11893.870								4.57819			242	
46	Totals-37Cl-2378-TCDD	1		6000.608								0.46744			366	

Quantify Sample Summary Report **MassLynx MassLynx V4.1 SCN 901**

Dataset: C:\MassLynx\Dioxin.PRO\Result Files\7-190724A-ICAL_M23.qld

Last Altered: Thursday, July 25, 2019 09:29:35 Eastern Daylight Time

Printed: Friday, August 30, 2019 14:29:16 Eastern Daylight Time

Name: 7-190724A02, Date: 24-Jul-2019, Time: 16:37:39, ID: H7-19-CCV-CS2-0017, Description: 1613B-CS2-011, Vial: Tray1:3

	Target Analyte	#Hom	Total Area	Ion1 Area	Ion2 Area	Ra	Ra Fail=YES	RT	RRT	RT LCL	RT UCL	pg	%Rec	Mod.Comment	Noise 1	Noise 2
1	2378-TCDD		17086.433	7459.367	9627	0.77	NO	28.08	1.00	28.05	28.11	1.79614	89.8	TP190725MB	443	465
2	12378-PeCDD		61730.098	38621.121	23109	1.67	NO	32.12	1.00	32.08	32.15	9.95203	99.5		498	189
3	123478-HxCDD		57534.662	31918.717	25616	1.25	NO	34.15	0.99	34.12	34.19	9.89936	99.0		2378	1068
4	123678-HxCDD		62534.199	34923.789	27610	1.26	NO	34.21	1.00	34.17	34.24	9.86821	98.7		2378	1068
5	123789-HxCDD		60150.000	33370.398	26780	1.25	NO	34.33	1.00	34.30	34.36	9.80248	98.0		2378	1068
6	1234678-HpCDD		48752.092	24779.729	23972	1.03	NO	35.82	1.00	35.79	35.86	9.54711	95.5		584	547
7	OCDD		89717.996	41115.734	48602	0.85	NO	37.32	1.00	37.29	37.35	19.61950	98.1		629	896
8	2378-TCDF		21273.431	9279.833	11994	0.77	NO	27.16	1.00	27.12	27.19	1.85073	92.5	TP190725MB	503	405
9	12378-PeCDF		82897.121	50516.328	32381	1.56	NO	31.19	1.00	31.16	31.23	9.74619	97.5		498	523
10	23478-PeCDF		93438.340	56733.262	36705	1.55	NO	31.89	1.16	31.86	31.93	9.88381	98.8		498	523
11	123478-HxCDF		76648.484	41895.449	34753	1.21	NO	33.66	0.98	33.63	33.70	9.80190	98.0		1430	1096
12	123678-HxCDF		82416.055	44234.582	38181	1.16	NO	33.73	1.00	33.70	33.77	9.79763	98.0		1430	1096
13	234678-HxCDF		76892.235	42111.559	34781	1.21	NO	34.06	0.99	34.02	34.09	9.77009	97.7		1430	1096
14	123789-HxCDF		64073.484	35299.859	28774	1.23	NO	34.48	1.00	34.44	34.51	9.31296	93.1		1430	1096
15	1234678-HpCDF		52871.058	34867.652	18003	1.94	NO	35.27	1.00	35.23	35.30	9.70153	97.0		705	712
16	1234789-HpCDF		43254.015	28478.158	14776	1.93	NO	36.07	1.05	36.03	36.10	9.39138	93.9		705	712
17	OCDF		103506.864	48533.934	54973	0.88	NO	37.40	1.00	37.37	37.44	19.68509	98.4		585	737
18	37Cl-2378-TCDD FS		18498.189	18498.189				28.08	1.00	28.05	28.11	1.87468	93.7		409	
19	13C-123478-HxCDD FS		623258.437	347587.906	275671	1.26	NO	34.15	0.99	34.11	34.18	101.24643	101.2		2403	2576
20	13C-23478-PeCDF FS		1019298.5...	622580.000	396719	1.57	NO	31.88	1.16	31.85	31.92	98.07444	98.1		1129	1178
21	13C-123478-HxCDF FS		725540.766	246551.203	478990	0.51	NO	33.66	0.98	33.62	33.69	98.07499	98.1		1600	2929
22	13C-1234789-HpCDF FS		499044.765	151116.859	347928	0.43	NO	36.07	1.05	36.03	36.10	98.04479	98.0		1392	1860
23	13C-2378-TCDD ES		855150.875	378069.125	477082	0.79	NO	28.05	1.02	28.02	28.08	98.89282	98.9		1013	2013
24	13C-12378-PeCDD ES		689926.157	422698.969	267227	1.58	NO	32.10	1.17	32.07	32.14	97.30537	97.3		827	696
25	13C-123678-HxCDD ES		684321.750	381694.125	302628	1.26	NO	34.20	1.00	34.17	34.23	101.28576	101.3		2403	2576
26	13C-1234678-HpCDD ES		551271.313	277222.500	274049	1.01	NO	35.81	1.04	35.78	35.85	106.01445	106.0		1642	3006
27	13C-OCDD ES		957937.844	449486.063	508452	0.88	NO	37.31	1.09	37.28	37.35	205.85965	102.9		1030	1049
28	13C-2378-TCDF ES		1350659.3...	588845.125	761814	0.77	NO	27.13	0.99	27.09	27.16	98.76301	98.8		2276	1989
29	13C-12378-PeCDF ES		994322.969	593505.500	400817	1.48	NO	31.18	1.14	31.15	31.22	98.35890	98.4		1129	1178
30	13C-123678-HxCDF ES		854975.188	298933.063	556042	0.54	NO	33.73	0.98	33.69	33.76	105.03487	105.0		1600	2929
31	13C-1234678-HpCDF ES		622489.531	191206.875	431283	0.44	NO	35.26	1.03	35.22	35.29	107.41725	107.4		1392	1860
32	13C-123789-HxCDF CS		692194.750	234405.750	457789	0.51	NO	34.47	1.00	34.44	34.50	102.83966	102.8		1600	2929
33	13C-1234-TCDD IS		950730.469	418691.281	532039	0.79	NO	27.38	0.00	27.35	27.41	82.06491	82.1		1013	2013
34	13C-123789-HxCDD IS		617290.313	345703.344	271587	1.27	NO	34.33	0.00	34.30	34.36	78.10098	78.1		2403	2576
35	Total-Tetradoxins	1		7459.367								1.79614			443	
36	Total-Pentadoxins	2		39094.888								10.07610			498	
37	Total-Hexadoxins	3		100212.904								29.57005			2378	

Quantify Sample Summary Report MassLynx MassLynx V4.1 SCN 901

Dataset: C:\MassLynx\Dioxin.PRO\Result Files\7-190724A-ICAL_M23.qld

Last Altered: Thursday, July 25, 2019 09:29:35 Eastern Daylight Time

Printed: Friday, August 30, 2019 14:29:16 Eastern Daylight Time

Name: 7-190724A02, Date: 24-Jul-2019, Time: 16:37:39, ID: H7-19-CCV-CS2-0017, Description: 1613B-CS2-011, Vial: Tray1:3

	Target Analyte	#Hom	Total Area	Ion1 Area	Ion2 Area	Ra	Ra Fail=YES	RT	RRT	RT LCL	RT UCL	pg	%Rec	Mod.Comment	Noise 1	Noise 2
38	Total-Heptadioxins	2		25237.599								9.72842			584	
39	Total-OCDD	1		41115.734								19.61950			629	
40	Total-Tetrafurans	1		9279.833								1.85073			503	
41	Total-PeCDF-F1			0.000								0.00000			283	
42	Total-Pentafurans	3		109167.791								19.97774			498	
43	Total-Hexafurans	4		163541.449								38.68257			1430	
44	Total-Heptafurans	2		63345.810								19.09291			705	
45	Totals-OCDF	1		48533.934								19.68509			585	
46	Totals-37Cl-2378-TCDD	3		18963.349								1.92183			409	

Quantify Sample Summary Report **MassLynx MassLynx V4.1 SCN 901**

Dataset: C:\MassLynx\Dioxin.PRO\Result Files\7-190724A-ICAL_M23.qld

Last Altered: Thursday, July 25, 2019 09:29:35 Eastern Daylight Time

Printed: Friday, August 30, 2019 14:29:16 Eastern Daylight Time

Name: 7-190724A01, Date: 24-Jul-2019, Time: 15:56:22, ID: H7-19-CCV-CS3-0017, Description: 1613B-CS3+PERF-011D, Vial: Tray1:1

	Target Analyte	#Hom	Total Area	Ion1 Area	Ion2 Area	Ra	Ra Fail=YES	RT	RRT	RT LCL	RT UCL	pg	%Rec	Mod.Comment	Noise 1	Noise 2
1	2378-TCDD		143318.571	61960.391	81358	0.76	NO	28.06	1.00	28.03	28.10	11.33398	113.3		587	550
2	12378-PeCDD		417930.750	260858.875	157072	1.66	NO	32.12	1.00	32.08	32.15	51.30454	102.6		955	1427
3	123478-HxCDD		388332.203	213163.984	175168	1.22	NO	34.15	0.99	34.12	34.19	51.28883	102.6	TP190725MB	2312	5045
4	123678-HxCDD		419047.438	230903.688	188144	1.23	NO	34.21	1.00	34.17	34.24	50.76048	101.5	TP190725MB	2312	5045
5	123789-HxCDD		405279.125	220368.578	184911	1.19	NO	34.34	1.00	34.30	34.37	50.69865	101.4	TP190725MB	2312	5045
6	1234678-HpCDD		332091.594	168513.906	163578	1.03	NO	35.82	1.00	35.79	35.86	51.07096	102.1		1422	1509
7	OCDD		582877.001	273294.438	309583	0.88	NO	37.32	1.00	37.29	37.35	98.24942	98.2		962	714
8	2378-TCDF		166899.289	71594.148	95305	0.75	NO	27.14	1.00	27.11	27.18	10.72773	107.3	TP190725MS	836	816
9	12378-PeCDF		565438.126	341363.438	224075	1.52	NO	31.19	1.00	31.16	31.23	50.52657	101.1		1744	1087
10	23478-PeCDF		621680.250	375400.469	246280	1.52	NO	31.90	1.17	31.87	31.94	49.98108	100.0		1744	1087
11	123478-HxCDF		503416.766	273460.875	229956	1.19	NO	33.67	0.98	33.64	33.70	49.81118	99.6		2204	2927
12	123678-HxCDF		548355.953	294295.469	254060	1.16	NO	33.74	1.00	33.71	33.77	50.43875	100.9		2204	2927
13	234678-HxCDF		508184.063	273782.313	234402	1.17	NO	34.06	0.99	34.03	34.10	49.96082	99.9		2204	2927
14	123789-HxCDF		452188.125	248624.016	203564	1.22	NO	34.48	1.00	34.45	34.52	50.85352	101.7		2204	2927
15	1234678-HpCDF		344897.735	223510.266	121387	1.84	NO	35.27	1.00	35.23	35.30	50.73193	101.5		1622	967
16	1234789-HpCDF		296616.305	191022.516	105594	1.81	NO	36.08	1.05	36.04	36.11	51.62584	103.3		1622	967
17	OCDF		672249.000	316543.250	355706	0.89	NO	37.41	1.00	37.38	37.45	98.54695	98.5		824	1109
18	37Cl-2378-TCDD FS		136713.484	136713.484				28.06	1.00	28.03	28.10	10.42324	104.2		620	
19	13C-123478-HxCDD FS		804602.313	463261.188	341341	1.36	NO	34.15	0.99	34.11	34.18	100.33089	100.3		2966	2644
20	13C-23478-PeCDF FS		1364441.8...	829611.375	534831	1.55	NO	31.89	1.17	31.86	31.93	99.78120	99.8		790	813
21	13C-123478-HxCDF FS		945944.406	319855.906	626089	0.51	NO	33.66	0.98	33.63	33.70	98.93607	98.9		2149	2968
22	13C-1234789-HpCDF FS		631609.579	193992.516	437617	0.44	NO	36.07	1.05	36.03	36.10	99.47241	99.5		1656	3570
23	13C-2378-TCDD ES		1136712.0...	506773.219	629939	0.80	NO	28.05	1.02	28.02	28.08	99.97591	100.0		1042	1310
24	13C-12378-PeCDD ES		906078.532	556960.688	349118	1.60	NO	32.10	1.17	32.07	32.14	97.19030	97.2		1615	735
25	13C-123678-HxCDD ES		891494.157	484662.594	406832	1.19	NO	34.21	1.00	34.17	34.24	100.41952	100.4		2966	2644
26	13C-1234678-HpCDD ES		701985.094	358857.875	343127	1.05	NO	35.81	1.04	35.78	35.85	102.73990	102.7		1435	2637
27	13C-OCDD ES		1242775.0...	590517.188	652258	0.91	NO	37.31	1.09	37.28	37.35	203.25350	101.6		1543	1345
28	13C-2378-TCDF ES		1828094.0...	785634.063	1042460	0.75	NO	27.13	0.99	27.09	27.16	101.66463	101.7		2302	1252
29	13C-12378-PeCDF ES		1308242.3...	802402.625	505840	1.59	NO	31.18	1.14	31.15	31.22	98.42315	98.4		790	813
30	13C-123678-HxCDF ES		1104996.5...	377736.281	727260	0.52	NO	33.73	0.98	33.69	33.76	103.31241	103.3		2149	2968
31	13C-1234678-HpCDF ES		776538.750	239383.750	537155	0.45	NO	35.26	1.03	35.22	35.29	101.98040	102.0		1656	3570
32	13C-123789-HxCDF CS		898799.251	308953.563	589846	0.52	NO	34.47	1.00	34.44	34.50	101.62642	101.6		2149	2968
33	13C-1234-TCDD IS		1250070.5...	559239.563	690831	0.81	NO	27.36	0.00	27.33	27.40	107.90327	107.9		1042	1310
34	13C-123789-HxCDD IS		811106.469	446906.531	364200	1.23	NO	34.33	0.00	34.30	34.36	102.62304	102.6		2966	2644
35	Total-Tetradoxins	6		281092.473								51.70352			587	
36	Total-Pentadoxins	3		820222.344								161.69152			955	
37	Total-Hexadoxins	5		893912.901								205.05262			2312	

Quantify Sample Summary Report MassLynx MassLynx V4.1 SCN 901

Dataset: C:\MassLynx\Dioxin.PRO\Result Files\7-190724A-ICAL_M23.qld

Last Altered: Thursday, July 25, 2019 09:29:35 Eastern Daylight Time

Printed: Friday, August 30, 2019 14:29:16 Eastern Daylight Time

Name: 7-190724A01, Date: 24-Jul-2019, Time: 15:56:22, ID: H7-19-CCV-CS3-0017, Description: 1613B-CS3+PERF-011D, Vial: Tray1:1

	Target Analyte	#Hom	Total Area	Ion1 Area	Ion2 Area	Ra	Ra Fail=YES	RT	RRT	RT LCL	RT UCL	pg	%Rec	Mod.Comment	Noise 1	Noise 2
38	Total-Heptadioxins	3		330404.131								100.23914			1422	
39	Total-OCDD	1		273294.438								98.24942			962	
40	Total-Tetrafurans	8		359202.243								53.81021			836	
41	Total-PeCDF-F1	1		507558.531								63.30914			332	
42	Total-Pentafurans	4		1069297.035								149.42948			1744	
43	Total-Hexafurans	6		1204196.101								221.85143			2204	
44	Total-Heptafurans	3		415212.238								102.52301			1622	
45	Totals-OCDF	1		316543.250								98.54695			824	
46	Totals-37Cl-2378-TCDD	7		138851.301								10.58623			620	

Quantify Sample Summary Report **MassLynx MassLynx V4.1 SCN 901**

Dataset: C:\MassLynx\Dioxin.PRO\Result Files\7-190724A-ICAL_M23.qld

Last Altered: Thursday, July 25, 2019 09:29:35 Eastern Daylight Time

Printed: Friday, August 30, 2019 14:29:16 Eastern Daylight Time

Name: 7-190724A07, Date: 24-Jul-2019, Time: 20:08:24, ID: H7-19-CCV-CS4-0017, Description: 1613B-CS4-011, Vial: Tray1:8

	Target Analyte	#Hom	Total Area	Ion1 Area	Ion2 Area	Ra	Ra Fail=YES	RT	RRT	RT LCL	RT UCL	pg	%Rec	Mod.Comment	Noise 1	Noise 2
1	2378-TCDD		530261.547	230444.797	299817	0.77	NO	28.04	1.00	28.00	28.07	41.52640	103.8		733	664
2	12378-PeCDD		1792126.1...	1114138.250	677988	1.64	NO	32.10	1.00	32.07	32.14	210.83751	105.4		509	384
3	123478-HxCDD		1730325.6...	980033.438	750292	1.31	NO	34.15	1.00	34.11	34.18	213.01056	106.5		1619	1562
4	123678-HxCDD		1921779.4...	1034977.188	886802	1.17	NO	34.20	1.00	34.17	34.23	216.98013	108.5		1619	1562
5	123789-HxCDD		1876910.2...	1033769.188	843141	1.23	NO	34.32	1.00	34.29	34.36	218.84649	109.4		1619	1562
6	1234678-HpCDD		1440766.6...	731637.250	709129	1.03	NO	35.81	1.00	35.78	35.85	215.96430	108.0		1127	1336
7	OCDD		2601668.5...	1215995.875	1385673	0.88	NO	37.31	1.00	37.28	37.35	423.32767	105.8		1590	1794
8	2378-TCDF		649456.281	280739.281	368717	0.76	NO	27.11	1.00	27.08	27.15	42.47101	106.2		677	1001
9	12378-PeCDF		2393944.1...	1455947.000	937997	1.55	NO	31.17	1.00	31.14	31.20	212.35958	106.2		1709	1662
10	23478-PeCDF		2727082.6...	1646694.125	1080389	1.52	NO	31.88	1.17	31.85	31.92	217.65063	108.8		1709	1662
11	123478-HxCDF		2183907.2...	1182618.250	1001289	1.18	NO	33.66	0.98	33.62	33.69	211.11911	105.6		1607	2918
12	123678-HxCDF		2355465.2...	1276813.875	1078651	1.18	NO	33.73	1.00	33.69	33.76	211.67651	105.8		1607	2918
13	234678-HxCDF		2198517.8...	1186244.125	1012274	1.17	NO	34.05	0.99	34.02	34.08	211.17028	105.6		1607	2918
14	123789-HxCDF		1976403.3...	1067152.375	909251	1.17	NO	34.47	1.00	34.44	34.50	217.15593	108.6		1607	2918
15	1234678-HpCDF		1503104.3...	978326.750	524778	1.86	NO	35.26	1.00	35.22	35.29	213.85324	106.9		1987	1255
16	1234789-HpCDF		1261316.3...	819998.750	441318	1.86	NO	36.07	1.05	36.03	36.10	212.34000	106.2		1987	1255
17	OCDF		3050182.6...	1435480.500	1614702	0.89	NO	37.39	1.00	37.36	37.43	431.62886	107.9		1253	2366
18	37Cl-2378-TCDD FS		525536.875	525536.875				28.04	1.00	28.00	28.07	39.67790	99.2		512	
19	13C-123478-HxCDD FS		871437.750	497892.156	373546	1.33	NO	34.14	0.99	34.11	34.17	101.28466	101.3		1929	2397
20	13C-23478-PeCDF FS		1406424.0...	857491.375	548933	1.56	NO	31.87	1.17	31.84	31.90	102.10171	102.1		2680	1602
21	13C-123478-HxCDF FS		993176.563	338428.063	654749	0.52	NO	33.65	0.98	33.62	33.68	101.48685	101.5		2218	3864
22	13C-1234789-HpCDF FS		668063.156	207699.656	460364	0.45	NO	36.05	1.05	36.02	36.09	101.76704	101.8		1228	2688
23	13C-2378-TCDD ES		1147879.4...	503014.688	644865	0.78	NO	28.01	1.02	27.97	28.04	99.82658	99.8		1036	830
24	13C-12378-PeCDD ES		945448.719	576697.250	368751	1.56	NO	32.09	1.17	32.06	32.13	100.27671	100.3		1038	723
25	13C-123678-HxCDD ES		956455.126	510294.938	446160	1.14	NO	34.19	1.00	34.16	34.23	98.91942	98.9		1929	2397
26	13C-1234678-HpCDD ES		720204.251	365948.188	354256	1.03	NO	35.80	1.04	35.77	35.84	96.77969	96.8		2237	3082
27	13C-OCDD ES		1287422.0...	605115.750	682306	0.89	NO	37.30	1.09	37.27	37.34	193.32309	96.7		1240	1410
28	13C-2378-TCDF ES		1796839.1...	790552.625	1006287	0.79	NO	27.10	0.99	27.06	27.13	98.80652	98.8		1852	1394
29	13C-12378-PeCDF ES		1317847.4...	805275.500	512572	1.57	NO	31.16	1.14	31.13	31.19	98.03457	98.0		2680	1602
30	13C-123678-HxCDF ES		1131010.5...	385594.719	745416	0.52	NO	33.71	0.98	33.68	33.75	97.09023	97.1		2218	3864
31	13C-1234678-HpCDF ES		802837.157	248023.719	554813	0.45	NO	35.24	1.03	35.21	35.28	96.80512	96.8		1228	2688
32	13C-123789-HxCDF CS		958064.906	329611.156	628454	0.52	NO	34.46	1.00	34.42	34.49	99.46176	99.5		2218	3864
33	13C-1234-TCDD IS		1264239.9...	561205.750	703034	0.80	NO	27.34	0.00	27.30	27.37	109.12634	109.1		1036	830
34	13C-123789-HxCDD IS		883406.469	472876.281	410530	1.15	NO	34.32	0.00	34.28	34.35	111.77060	111.8		1929	2397
35	Total-Tetradoxins	3		235405.535								42.45918			733	
36	Total-Pentadoxins	3		1115892.013								211.19134			509	
37	Total-Hexadoxins	5		3060609.815								651.34485			1619	

Quantify Sample Summary Report **MassLynx MassLynx V4.1 SCN 901**

Dataset: C:\MassLynx\Dioxin.PRO\Result Files\7-190724A-ICAL_M23.qld

Last Altered: Thursday, July 25, 2019 09:29:35 Eastern Daylight Time

Printed: Friday, August 30, 2019 14:29:16 Eastern Daylight Time

Name: 7-190724A07, Date: 24-Jul-2019, Time: 20:08:24, ID: H7-19-CCV-CS4-0017, Description: 1613B-CS4-011, Vial: Tray1:8

	Target Analyte	#Hom	Total Area	Ion1 Area	Ion2 Area	Ra	Ra Fail=YES	RT	RRT	RT LCL	RT UCL	pg	%Rec	Mod.Comment	Noise 1	Noise 2
38	Total-Heptadioxins	2		737606.057								217.68341			1127	
39	Total-OCDD	1		1215995.875								423.32767			1590	
40	Total-Tetrafurans	3		285566.884								43.17021			677	
41	Total-PeCDF-F1			0.000											541	
42	Total-Pentafurans	6		3149913.061								436.64489			1709	
43	Total-Hexafurans	5		4713207.538								851.19028			1607	
44	Total-Heptafurans	2		1798325.500								426.19324			1987	
45	Totals-OCDF	1		1435480.500								431.62886			1253	
46	Totals-37Cl-2378-TCDD	4		525983.143								39.71159			512	

Quantify Sample Summary Report **MassLynx MassLynx V4.1 SCN 901**

Dataset: C:\MassLynx\Dioxin.PRO\Result Files\7-190724A-ICAL_M23.qld

Last Altered: Thursday, July 25, 2019 09:29:35 Eastern Daylight Time

Printed: Friday, August 30, 2019 14:29:16 Eastern Daylight Time

Name: 7-190724A06, Date: 24-Jul-2019, Time: 19:26:19, ID: H7-19-CCV-CS5-0017, Description: 1613B-CS5-011, Vial: Tray1:7

	Target Analyte	#Hom	Total Area	Ion1 Area	Ion2 Area	Ra	Ra Fail=YES	RT	RRT	RT LCL	RT UCL	pg	%Rec	Mod.Comment	Noise 1	Noise 2
1	2378-TCDD		2330419.5...	1025588.188	1304831	0.79	NO	28.04	1.00	28.00	28.07	206.31766	103.2		614	1186
2	12378-PeCDD		8365073.7...	5168945.500	3196128	1.62	NO	32.10	1.00	32.07	32.14	1016.53938	101.7		340	637
3	123478-HxCDD		8383075.5...	4625876.500	3757199	1.23	NO	34.15	1.00	34.11	34.18	1054.44455	105.4		1153	22995
4	123678-HxCDD		8833401.2...	4878257.500	3955144	1.23	NO	34.20	1.00	34.17	34.23	1019.04053	101.9		1153	22995
5	123789-HxCDD		8481091.5...	4682618.500	3798473	1.23	NO	34.32	1.00	34.29	34.36	1010.40367	101.0		1153	22995
6	1234678-HpCDD		7129120.0...	3615655.750	3513464	1.03	NO	35.81	1.00	35.78	35.85	1041.94520	104.2		3663	1955
7	OCDD		14116263....	6599701.500	7516562	0.88	NO	37.31	1.00	37.28	37.35	2015.08949	100.8		2483	2780
8	2378-TCDF		2774352.1...	1199917.875	1574434	0.76	NO	27.11	1.00	27.08	27.15	204.40988	102.2		1079	976
9	12378-PeCDF		11309996....	6853938.000	4456059	1.54	NO	31.17	1.00	31.14	31.20	1029.53437	103.0		951	692
10	23478-PeCDF		12686865....	7671785.000	5015080	1.53	NO	31.88	1.17	31.85	31.92	1039.05011	103.9		951	692
11	123478-HxCDF		10447436....	5636749.500	4810687	1.17	NO	33.66	0.98	33.62	33.69	1024.59050	102.5		772	5895
12	123678-HxCDF		10972712....	5939206.500	5033506	1.18	NO	33.73	1.00	33.69	33.76	1000.36198	100.0		772	5895
13	234678-HxCDF		10507926....	5678041.500	4829885	1.18	NO	34.05	0.99	34.02	34.08	1023.92240	102.4		772	5895
14	123789-HxCDF		9506905.0...	5151402.500	4355503	1.18	NO	34.47	1.00	34.44	34.50	1059.69892	106.0		772	5895
15	1234678-HpCDF		7273423.2...	4714547.000	2558876	1.84	NO	35.26	1.00	35.22	35.29	1039.00619	103.9		2628	4716
16	1234789-HpCDF		6301699.5...	4101108.750	2200591	1.86	NO	36.05	1.05	36.02	36.09	1065.16787	106.5		2628	4716
17	OCDF		16682970....	7860989.000	8821981	0.89	NO	37.39	1.00	37.36	37.43	2071.13251	103.6		2160	2504
18	37Cl-2378-TCDD FS		2562339.0...	2562339.000				28.04	1.00	28.00	28.07	218.70072	109.4		810	
19	13C-123478-HxCDD FS		877631.282	487894.469	389737	1.25	NO	34.14	0.99	34.11	34.17	104.22370	104.2		1596	2145
20	13C-23478-PeCDF FS		1347715.1...	821573.625	526142	1.56	NO	31.87	1.17	31.84	31.90	100.40039	100.4		1071	879
21	13C-123478-HxCDF FS		964936.126	325397.063	639539	0.51	NO	33.65	0.98	33.62	33.68	100.02973	100.0		1410	3092
22	13C-1234789-HpCDF FS		684751.813	210267.469	474484	0.44	NO	36.05	1.05	36.02	36.09	104.73103	104.7		1243	996
23	13C-2378-TCDD ES		1015378.8...	446545.531	568833	0.79	NO	28.02	1.02	27.99	28.05	102.70353	102.7		1082	790
24	13C-12378-PeCDD ES		915298.719	563473.125	351826	1.60	NO	32.09	1.17	32.06	32.13	112.90997	112.9		1397	871
25	13C-123678-HxCDD ES		936089.813	520888.844	415201	1.25	NO	34.19	1.00	34.16	34.23	99.92693	99.9		1596	2145
26	13C-1234678-HpCDD ES		738643.813	376613.563	362030	1.04	NO	35.80	1.04	35.77	35.84	102.44993	102.4		2840	2419
27	13C-OCDD ES		1467476.1...	693918.438	773558	0.90	NO	37.30	1.09	37.27	37.34	227.44788	113.7		852	950
28	13C-2378-TCDF ES		1594819.7...	687800.438	907019	0.76	NO	27.10	0.99	27.06	27.13	101.99887	102.0		1888	2064
29	13C-12378-PeCDF ES		1284235.2...	780255.625	503980	1.55	NO	31.16	1.14	31.13	31.19	111.11329	111.1		1071	879
30	13C-123678-HxCDF ES		1114857.719	372216.031	742642	0.50	NO	33.72	0.98	33.69	33.75	98.78167	98.8		1410	3092
31	13C-1234678-HpCDF ES		799603.875	246116.375	553488	0.44	NO	35.24	1.03	35.21	35.28	99.51621	99.5		1243	996
32	13C-123789-HxCDF CS		948859.281	322264.781	626595	0.51	NO	34.46	1.00	34.42	34.49	101.67427	101.7		1410	3092
33	13C-1234-TCDD IS		1086981.5...	478979.281	608002	0.79	NO	27.35	0.00	27.32	27.38	93.82579	93.8		1082	790
34	13C-123789-HxCDD IS		855879.281	473893.531	381986	1.24	NO	34.32	0.00	34.28	34.35	108.28780	108.3		1596	2145
35	Total-Tetradoxins	4		1047808.971								210.91738			614	
36	Total-Pentadoxins	4		5179957.562								1018.68103			340	
37	Total-Hexadoxins	4		14187713.1...								3084.11237			1153	

Quantify Sample Summary Report MassLynx MassLynx V4.1 SCN 901

Dataset: C:\MassLynx\Dioxin.PRO\Result Files\7-190724A-ICAL_M23.qld

Last Altered: Thursday, July 25, 2019 09:29:35 Eastern Daylight Time

Printed: Friday, August 30, 2019 14:29:16 Eastern Daylight Time

Name: 7-190724A06, Date: 24-Jul-2019, Time: 19:26:19, ID: H7-19-CCV-CS5-0017, Description: 1613B-CS5-011, Vial: Tray1:7

	Target Analyte	#Hom	Total Area	Ion1 Area	Ion2 Area	Ra	Ra Fail=YES	RT	RRT	RT LCL	RT UCL	pg	%Rec	Mod.Comment	Noise 1	Noise 2
38	Total-Heptadioxins	4		3640868.516								1049.24837			3663	
39	Total-OCDD	1		6599701.500								2015.08949			2483	
40	Total-Tetrafurans	5		1218425.157								207.61703			1079	
41	Total-PeCDF-F1			0.000											260	
42	Total-Pentafurans	8		14747796.0...								2100.23058			951	
43	Total-Hexafurans	7		22415702.1...								4110.37811			772	
44	Total-Heptafurans	4		8825835.469								2106.58683			2628	
45	Totals-OCDF	2		7861175.902								2071.18051			2160	
46	Totals-37Cl-2378-TCDD	6		2563346.216								218.78668			810	

Quantify Sample Report MassLynx MassLynx V4.1 SCN 901

Dataset: C:\MassLynx\Dioxin.PRO\Result Files\7-190724A-ICAL_M23.qld

Last Altered: Thursday, July 25, 2019 09:29:35 Eastern Daylight Time

Printed: Friday, August 30, 2019 14:29:16 Eastern Daylight Time

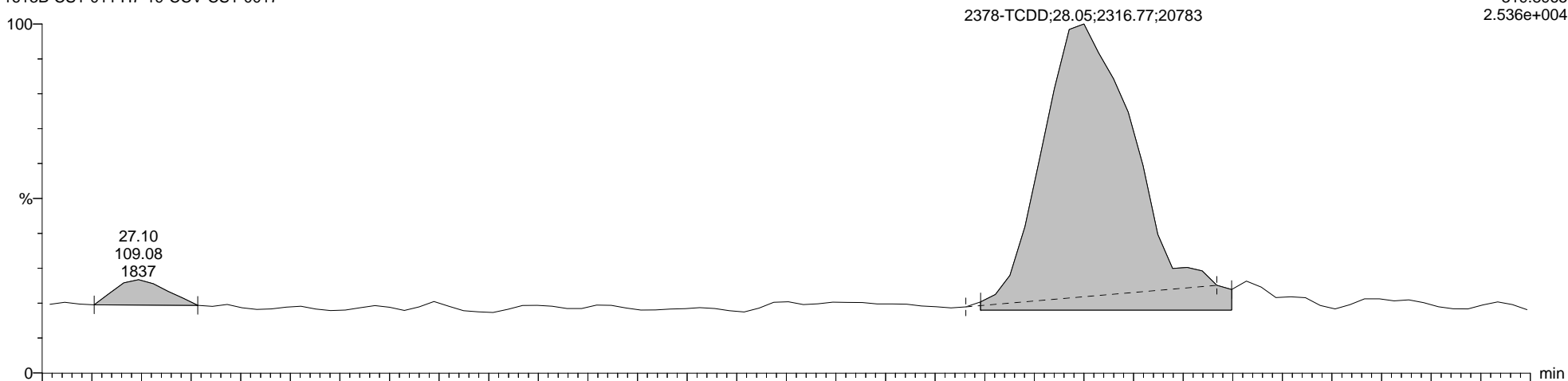
Method: C:\MassLynx\Dioxin.PRO\MethDB\Dioxin_M23A.mdb 24 Jul 2019 09:33:17
Calibration: C:\MassLynx\Dioxin.PRO\CurveDB\7-190724A-CAL5-M23.cdb 25 Jul 2019 09:29:35

Name: 7-190724A03, Date: 24-Jul-2019, Time: 17:20:05, ID: H7-19-CCV-CS1-0017, Description: 1613B-CS1-011, Vial: Tray1:4

2378-TCDD

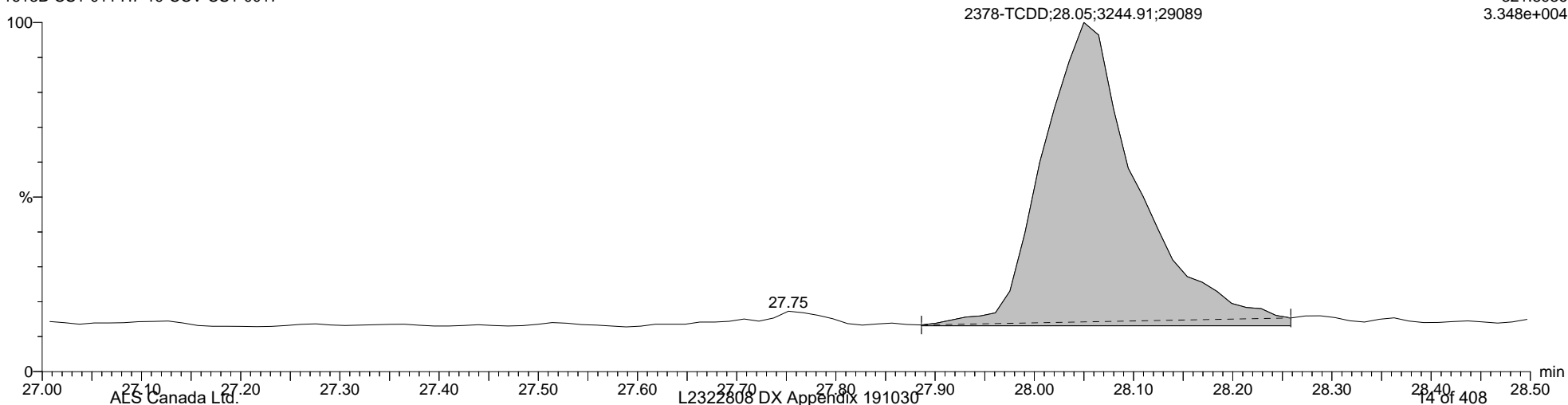
7-190724A03 Smooth(SG,1x1)
1613B-CS1-011 H7-19-CCV-CS1-0017

F1:Voltage SIR,EI+
319.8965
2.536e+004



7-190724A03 Smooth(SG,1x1)
1613B-CS1-011 H7-19-CCV-CS1-0017

F1:Voltage SIR,EI+
321.8936
3.348e+004



Quantify Sample Report MassLynx MassLynx V4.1 SCN 901

Dataset: C:\MassLynx\Dioxin.PRO\Result Files\7-190724A-ICAL_M23.qld

Last Altered: Thursday, July 25, 2019 09:29:35 Eastern Daylight Time

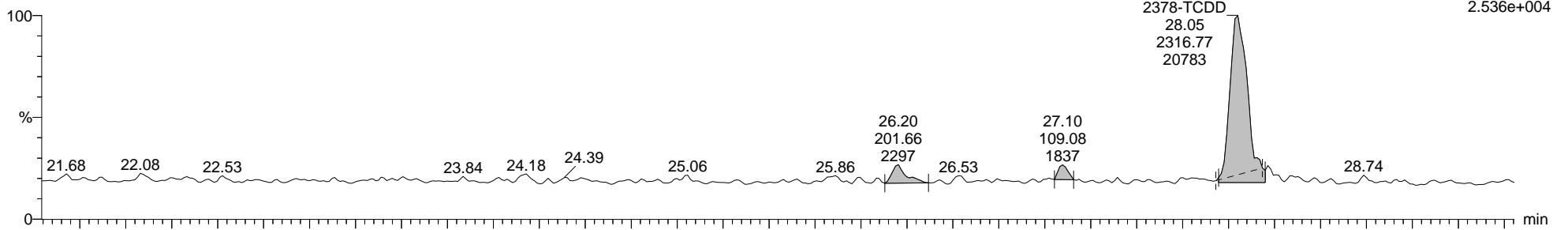
Printed: Friday, August 30, 2019 14:29:16 Eastern Daylight Time

Name: 7-190724A03, Date: 24-Jul-2019, Time: 17:20:05, ID: H7-19-CCV-CS1-0017, Description: 1613B-CS1-011, Vial: Tray1:4

Total-Tetradoxins

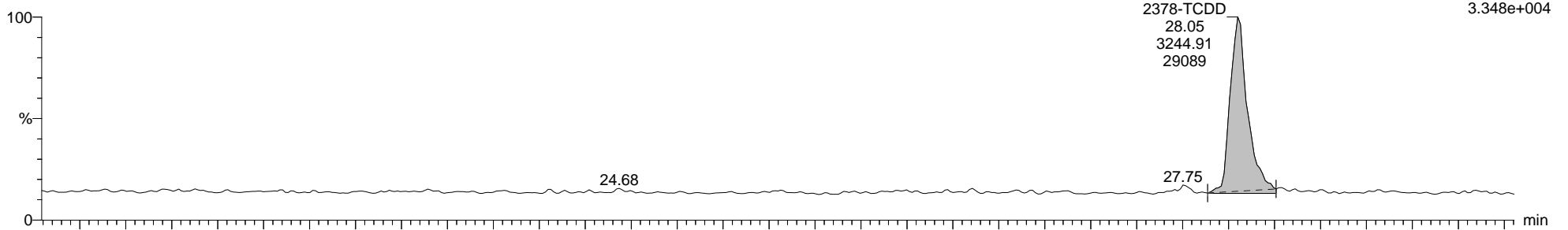
7-190724A03 Smooth(SG,1x1)
1613B-CS1-011 H7-19-CCV-CS1-0017

F1:Voltage SIR,EI+
319.8965
2.536e+004



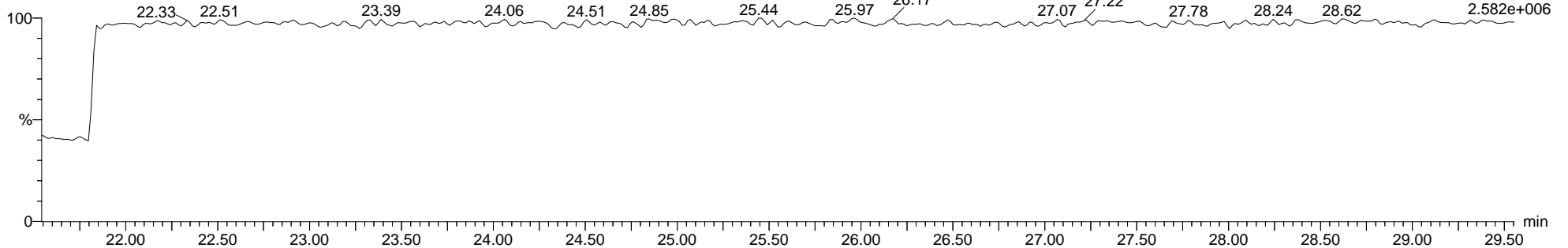
7-190724A03 Smooth(SG,1x1)
1613B-CS1-011 H7-19-CCV-CS1-0017

F1:Voltage SIR,EI+
321.8936
3.348e+004



7-190724A03 Smooth(SG,1x1)
1613B-CS1-011 H7-19-CCV-CS1-0017

F1:Voltage SIR,EI+
316.9824
2.582e+006



Dataset: C:\MassLynx\Dioxin.PRO\Result Files\7-190724A-ICAL_M23.qld

Last Altered: Thursday, July 25, 2019 09:29:35 Eastern Daylight Time


Printed: Friday, August 30, 2019 14:29:16 Eastern Daylight Time

Name: 7-190724A03, Date: 24-Jul-2019, Time: 17:20:05, ID: H7-19-CCV-CS1-0017, Description: 1613B-CS1-011, Vial: Tray1:4

13C-2378-TCDD ES

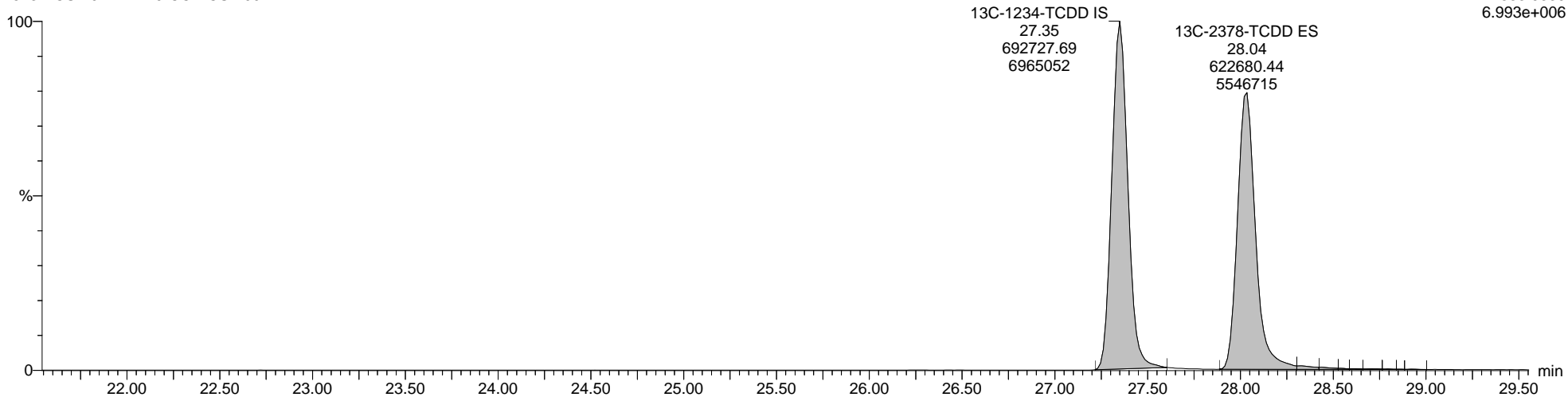
7-190724A03 Smooth(SG,1x1)
1613B-CS1-011 H7-19-CCV-CS1-0017

F1:Voltage SIR,EI+
331.9368
5.570e+006



7-190724A03 Smooth(SG,1x1)
1613B-CS1-011 H7-19-CCV-CS1-0017

F1:Voltage SIR,EI+
333.9339
6.993e+006



Quantify Sample Report MassLynx MassLynx V4.1 SCN 901

Dataset: C:\MassLynx\Dioxin.PRO\Result Files\7-190724A-ICAL_M23.qld

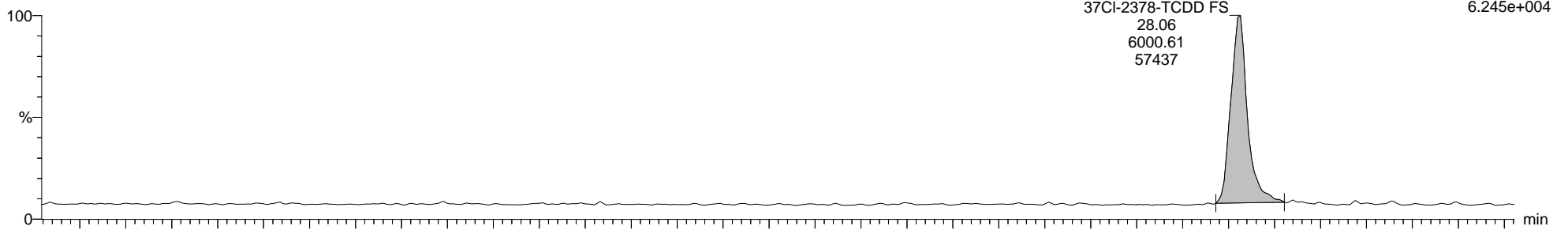
Last Altered: Thursday, July 25, 2019 09:29:35 Eastern Daylight Time

Printed: Friday, August 30, 2019 14:29:16 Eastern Daylight Time

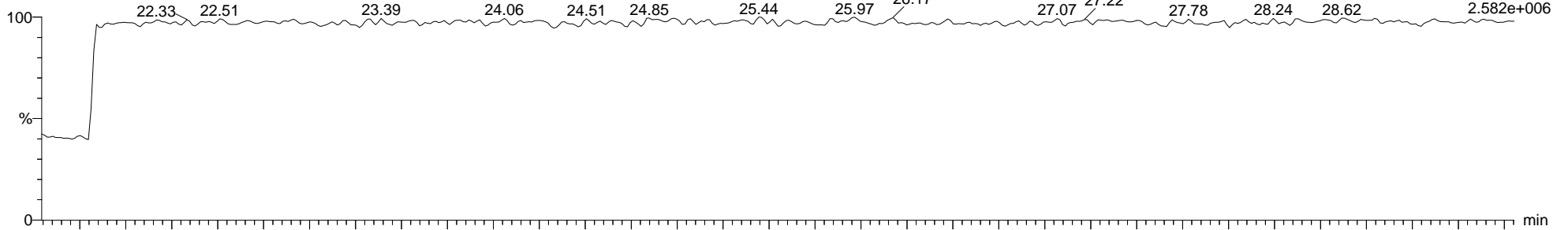
Name: 7-190724A03, Date: 24-Jul-2019, Time: 17:20:05, ID: H7-19-CCV-CS1-0017, Description: 1613B-CS1-011, Vial: Tray1:4

Totals-37Cl-2378-TCDD

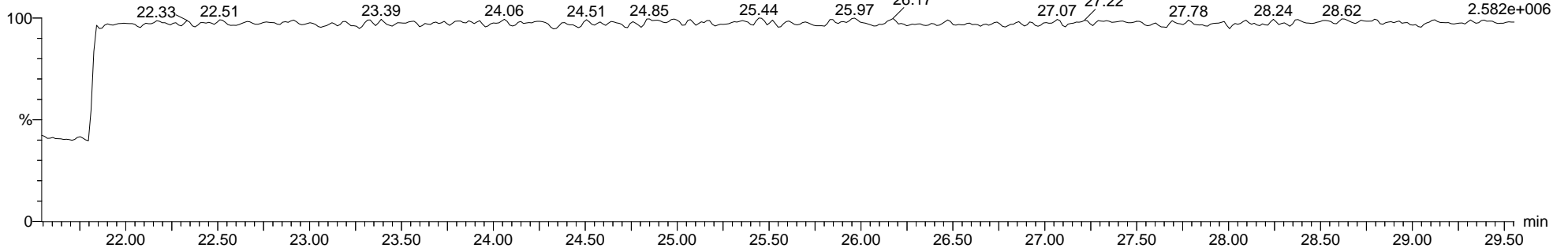
7-190724A03 Smooth(SG,1x1)
1613B-CS1-011 H7-19-CCV-CS1-0017



7-190724A03 Smooth(SG,1x1)
1613B-CS1-011 H7-19-CCV-CS1-0017



7-190724A03 Smooth(SG,1x1)
1613B-CS1-011 H7-19-CCV-CS1-0017



Quantify Sample Report MassLynx MassLynx V4.1 SCN 901

Dataset: C:\MassLynx\Dioxin.PRO\Result Files\7-190724A-ICAL_M23.qld

Last Altered: Thursday, July 25, 2019 09:29:35 Eastern Daylight Time

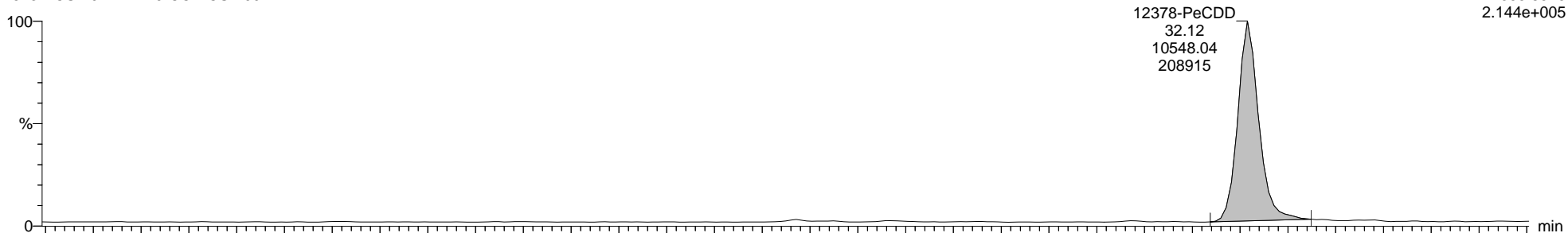
Printed: Friday, August 30, 2019 14:29:16 Eastern Daylight Time

Name: 7-190724A03, Date: 24-Jul-2019, Time: 17:20:05, ID: H7-19-CCV-CS1-0017, Description: 1613B-CS1-011, Vial: Tray1:4

Total-Pentadioxins

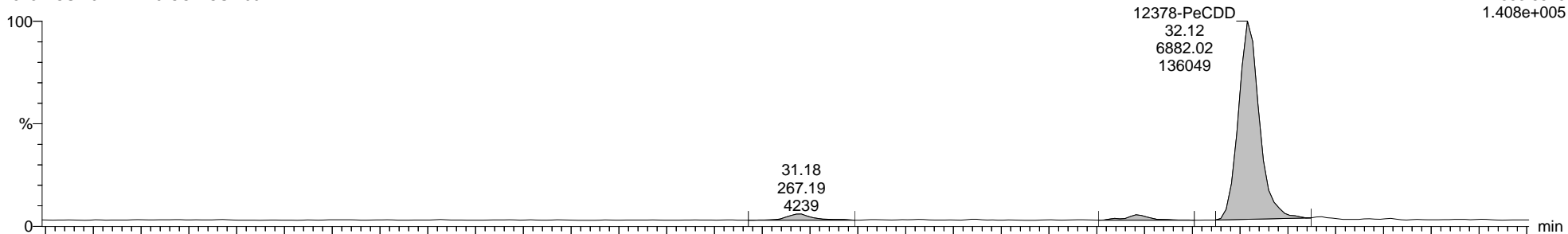
7-190724A03 Smooth(SG,1x1)
1613B-CS1-011 H7-19-CCV-CS1-0017

F2:Voltage SIR,EI+
355.8546
2.144e+005



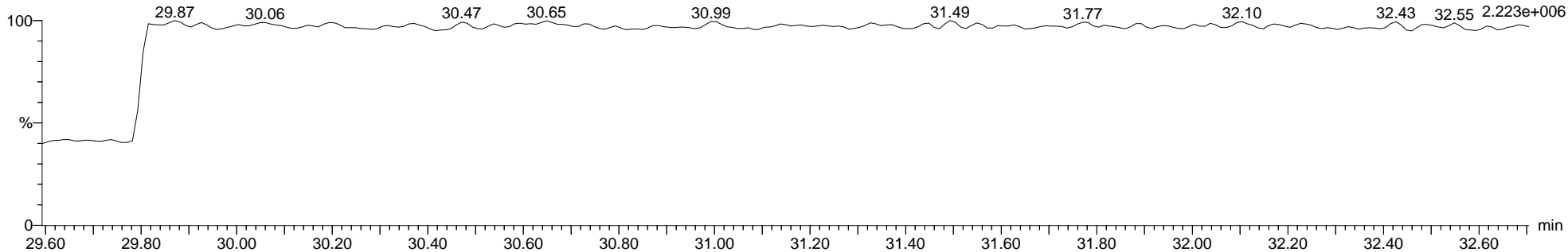
7-190724A03 Smooth(SG,1x1)
1613B-CS1-011 H7-19-CCV-CS1-0017

F2:Voltage SIR,EI+
353.8576
1.408e+005



7-190724A03 Smooth(SG,1x1)
1613B-CS1-011 H7-19-CCV-CS1-0017

F2:Voltage SIR,EI+
366.9792
2.223e+006



Dataset: C:\MassLynx\Dioxin.PRO\Result Files\7-190724A-ICAL_M23.qld

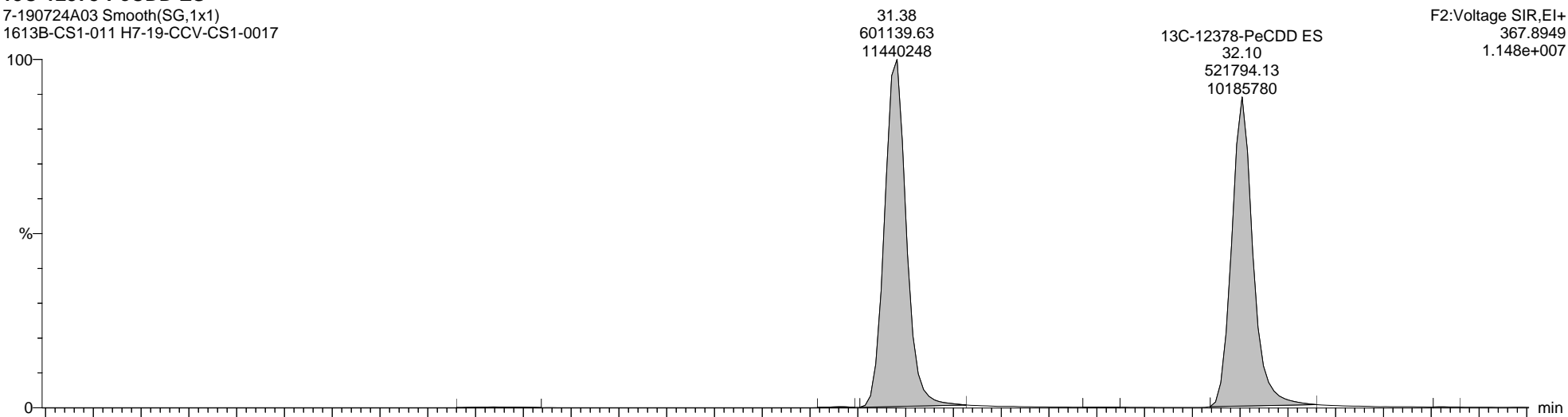
Last Altered: Thursday, July 25, 2019 09:29:35 Eastern Daylight Time

Printed: Friday, August 30, 2019 14:29:16 Eastern Daylight Time

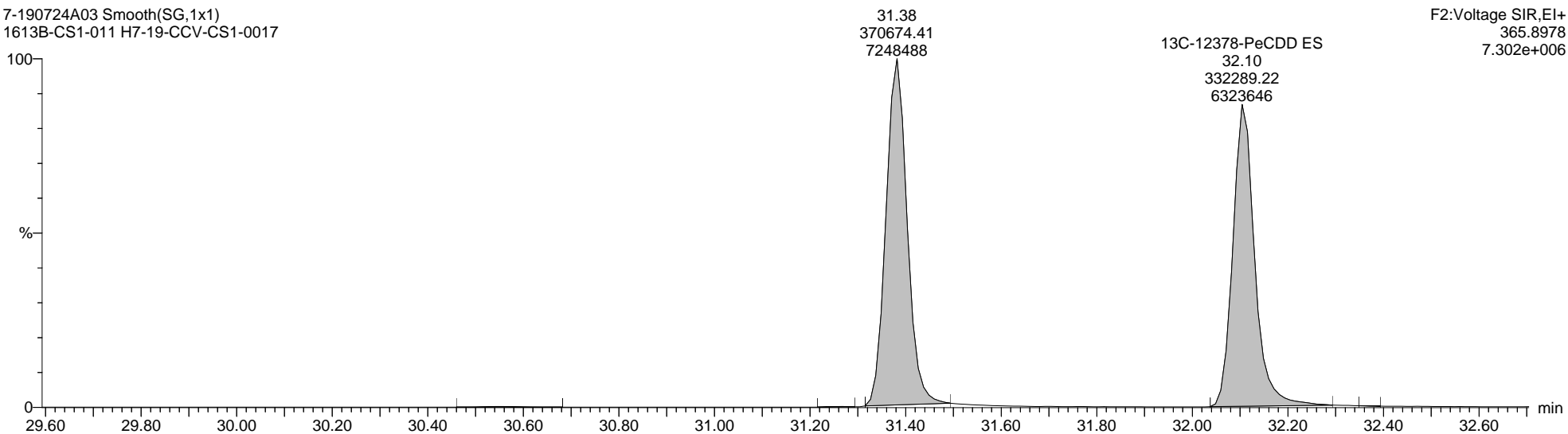
Name: 7-190724A03, Date: 24-Jul-2019, Time: 17:20:05, ID: H7-19-CCV-CS1-0017, Description: 1613B-CS1-011, Vial: Tray1:4

13C-12378-PeCDD ES

7-190724A03 Smooth(SG,1x1)
1613B-CS1-011 H7-19-CCV-CS1-0017



7-190724A03 Smooth(SG,1x1)
1613B-CS1-011 H7-19-CCV-CS1-0017



Quantify Sample Report MassLynx MassLynx V4.1 SCN 901

Dataset: C:\MassLynx\Dioxin.PRO\Result Files\7-190724A-ICAL_M23.qld

Last Altered: Thursday, July 25, 2019 09:29:35 Eastern Daylight Time


Printed: Friday, August 30, 2019 14:29:16 Eastern Daylight Time

Name: 7-190724A03, Date: 24-Jul-2019, Time: 17:20:05, ID: H7-19-CCV-CS1-0017, Description: 1613B-CS1-011, Vial: Tray1:4

Total-Hexadioxins


7-190724A03 Smooth(SG,1x1)
1613B-CS1-011 H7-19-CCV-CS1-0017

F3:Voltage SIR,EI+
389.8157
2.749e+005



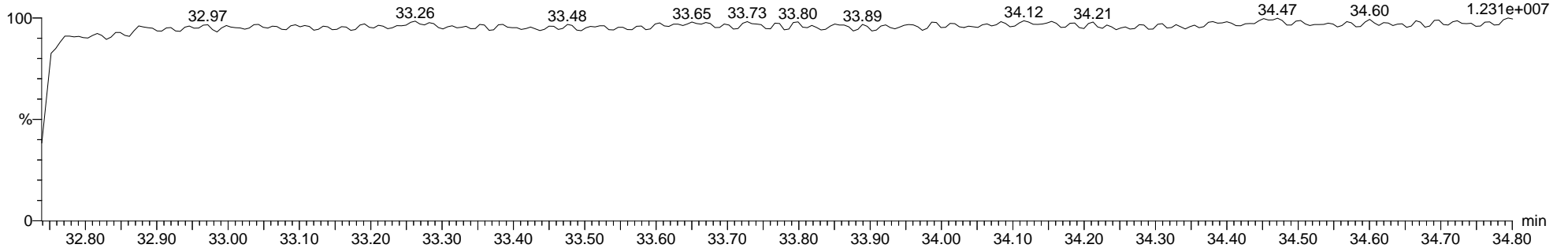
7-190724A03 Smooth(SG,1x1)
1613B-CS1-011 H7-19-CCV-CS1-0017

F3:Voltage SIR,EI+
391.8127
2.215e+005



7-190724A03 Smooth(SG,1x1)
1613B-CS1-011 H7-19-CCV-CS1-0017

F3:Voltage SIR,EI+
380.9760
1.231e+007



Dataset: C:\MassLynx\Dioxin.PRO\Result Files\7-190724A-ICAL_M23.qld

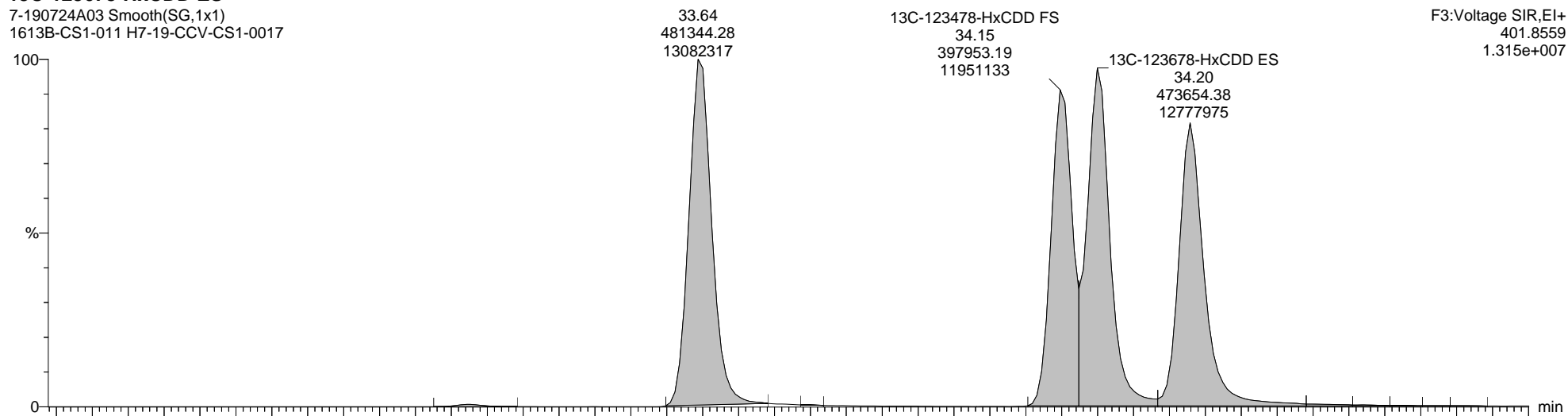
Last Altered: Thursday, July 25, 2019 09:29:35 Eastern Daylight Time

Printed: Friday, August 30, 2019 14:29:16 Eastern Daylight Time

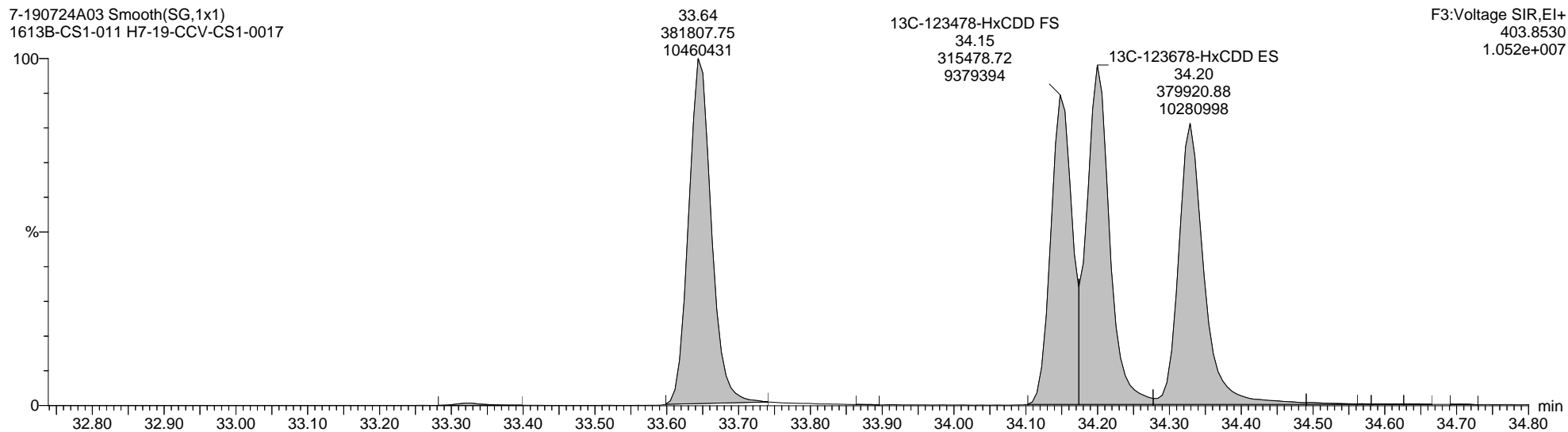
Name: 7-190724A03, Date: 24-Jul-2019, Time: 17:20:05, ID: H7-19-CCV-CS1-0017, Description: 1613B-CS1-011, Vial: Tray1:4

13C-123678-HxCDD ES

7-190724A03 Smooth(SG,1x1)
1613B-CS1-011 H7-19-CCV-CS1-0017



7-190724A03 Smooth(SG,1x1)
1613B-CS1-011 H7-19-CCV-CS1-0017



Quantify Sample Report MassLynx MassLynx V4.1 SCN 901

Dataset: C:\MassLynx\Dioxin.PRO\Result Files\7-190724A-ICAL_M23.qld

Last Altered: Thursday, July 25, 2019 09:29:35 Eastern Daylight Time

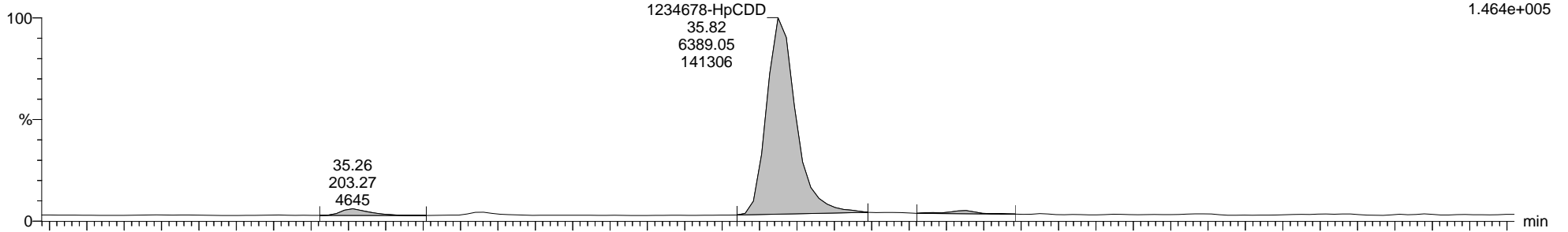
Printed: Friday, August 30, 2019 14:29:16 Eastern Daylight Time

Name: 7-190724A03, Date: 24-Jul-2019, Time: 17:20:05, ID: H7-19-CCV-CS1-0017, Description: 1613B-CS1-011, Vial: Tray1:4

Total-Heptadioxins

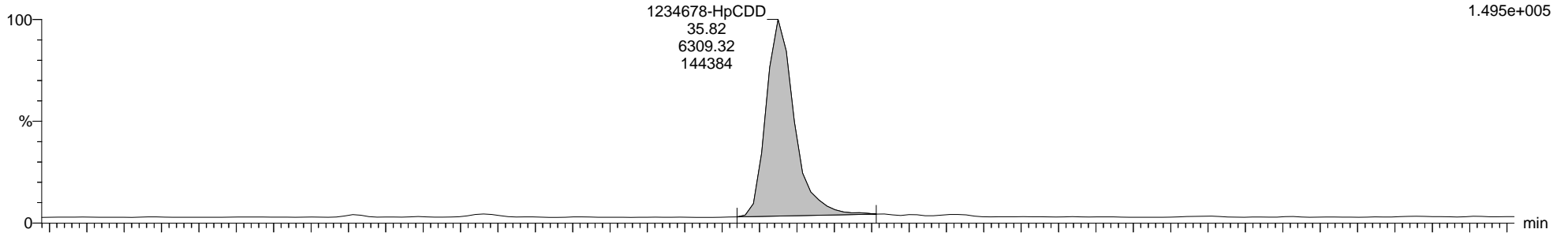
7-190724A03 Smooth(SG,1x1)
1613B-CS1-011 H7-19-CCV-CS1-0017

F4:Voltage SIR,EI+
423.7766
1.464e+005



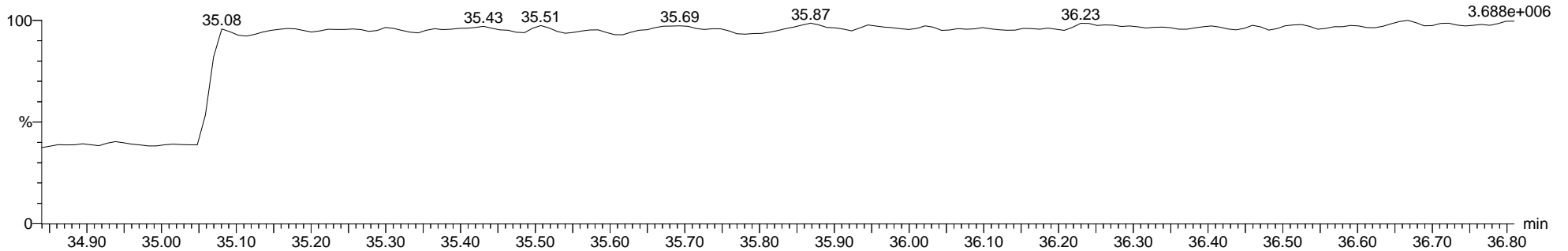
7-190724A03 Smooth(SG,1x1)
1613B-CS1-011 H7-19-CCV-CS1-0017

F4:Voltage SIR,EI+
425.7737
1.495e+005



7-190724A03 Smooth(SG,1x1)
1613B-CS1-011 H7-19-CCV-CS1-0017

F4:Voltage SIR,EI+
454.9728
3.688e+006



Quantify Sample Report MassLynx MassLynx V4.1 SCN 901

Dataset: C:\MassLynx\Dioxin.PRO\Result Files\7-190724A-ICAL_M23.qld

Last Altered: Thursday, July 25, 2019 09:29:35 Eastern Daylight Time

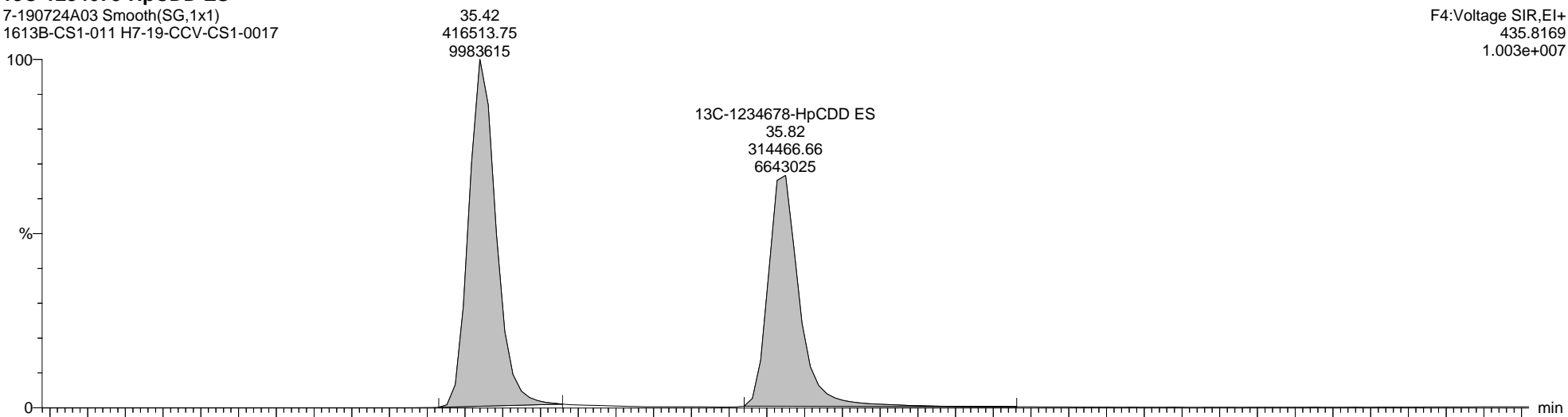
Printed: Friday, August 30, 2019 14:29:16 Eastern Daylight Time

Name: 7-190724A03, Date: 24-Jul-2019, Time: 17:20:05, ID: H7-19-CCV-CS1-0017, Description: 1613B-CS1-011, Vial: Tray1:4

13C-1234678-HpCDD ES

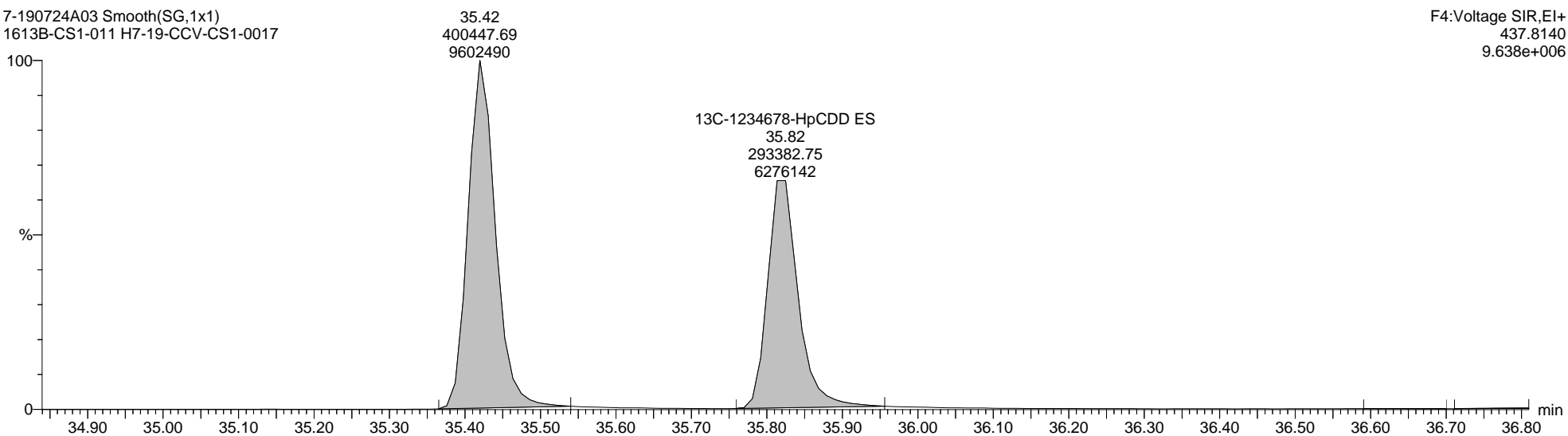
7-190724A03 Smooth(SG,1x1)
1613B-CS1-011 H7-19-CCV-CS1-0017

F4:Voltage SIR,EI+
435.8169
1.003e+007



7-190724A03 Smooth(SG,1x1)
1613B-CS1-011 H7-19-CCV-CS1-0017

F4:Voltage SIR,EI+
437.8140
9.638e+006



Quantify Sample Report MassLynx MassLynx V4.1 SCN 901

Dataset: C:\MassLynx\Dioxin.PRO\Result Files\7-190724A-ICAL_M23.qld

Last Altered: Thursday, July 25, 2019 09:29:35 Eastern Daylight Time


Printed: Friday, August 30, 2019 14:29:16 Eastern Daylight Time

Name: 7-190724A03, Date: 24-Jul-2019, Time: 17:20:05, ID: H7-19-CCV-CS1-0017, Description: 1613B-CS1-011, Vial: Tray1:4

Total-OCDD


7-190724A03 Smooth(SG,1x1)
1613B-CS1-011 H7-19-CCV-CS1-0017

F5:Voltage SIR,EI+
457.7377
1.874e+005



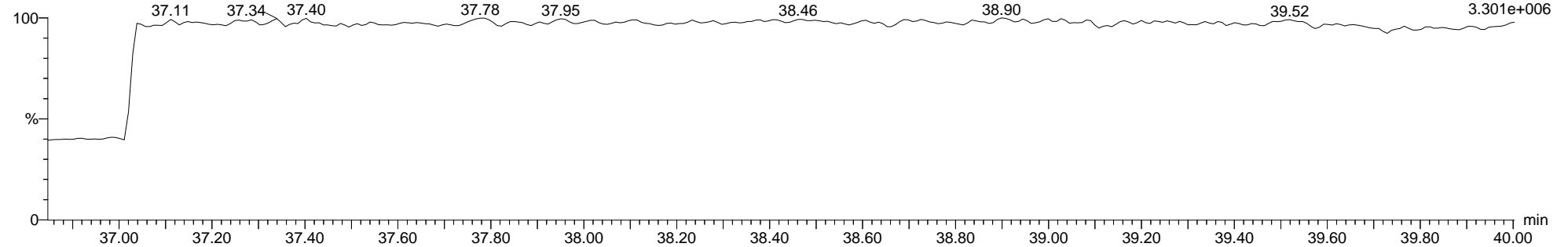
7-190724A03 Smooth(SG,1x1)
1613B-CS1-011 H7-19-CCV-CS1-0017

F5:Voltage SIR,EI+
459.7348
2.055e+005



7-190724A03 Smooth(SG,1x1)
1613B-CS1-011 H7-19-CCV-CS1-0017

F5:Voltage SIR,EI+
454.9728
3.301e+006



Quantify Sample Report MassLynx MassLynx V4.1 SCN 901

Dataset: C:\MassLynx\Dioxin.PRO\Result Files\7-190724A-ICAL_M23.qld

Last Altered: Thursday, July 25, 2019 09:29:35 Eastern Daylight Time


Printed: Friday, August 30, 2019 14:29:16 Eastern Daylight Time

Name: 7-190724A03, Date: 24-Jul-2019, Time: 17:20:05, ID: H7-19-CCV-CS1-0017, Description: 1613B-CS1-011, Vial: Tray1:4

13C-OCDD ES

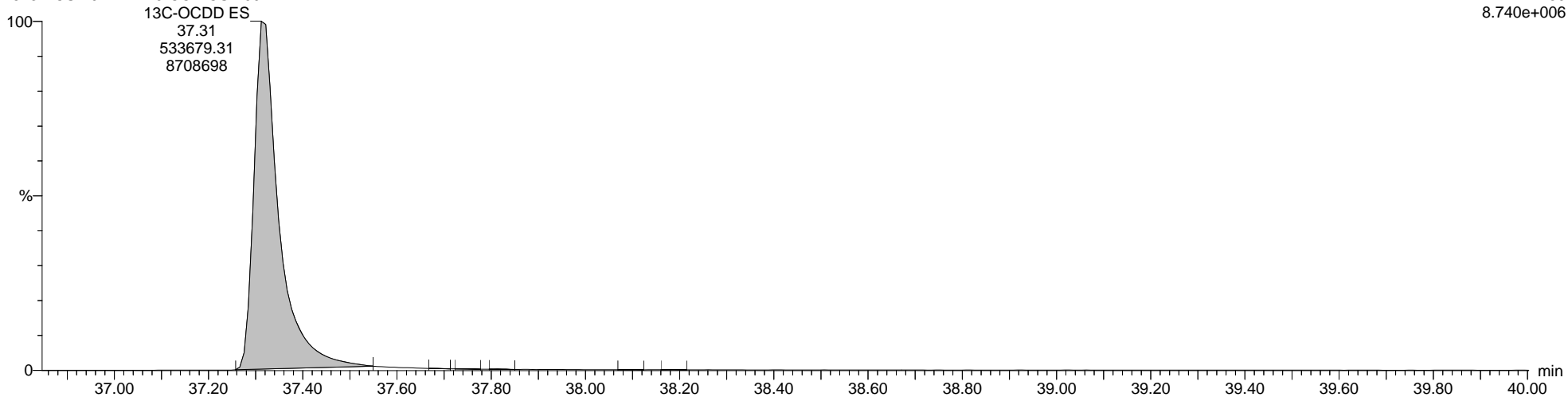
7-190724A03 Smooth(SG,1x1)
1613B-CS1-011 H7-19-CCV-CS1-0017

F5:Voltage SIR,EI+
469.7779
7.778e+006



7-190724A03 Smooth(SG,1x1)
1613B-CS1-011 H7-19-CCV-CS1-0017

F5:Voltage SIR,EI+
471.7750
8.740e+006



Quantify Sample Report MassLynx MassLynx V4.1 SCN 901

Dataset: C:\MassLynx\Dioxin.PRO\Result Files\7-190724A-ICAL_M23.qld

Last Altered: Thursday, July 25, 2019 09:29:35 Eastern Daylight Time

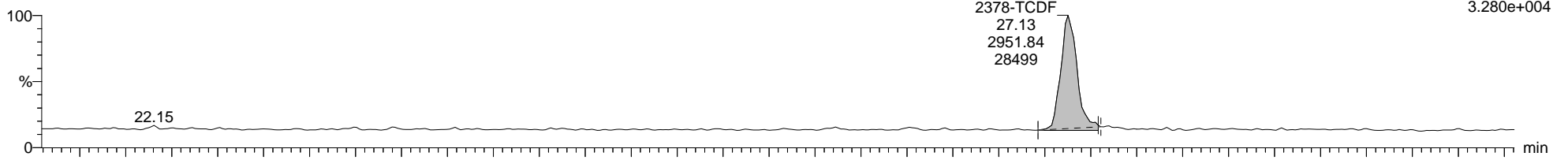
Printed: Friday, August 30, 2019 14:29:16 Eastern Daylight Time

Name: 7-190724A03, Date: 24-Jul-2019, Time: 17:20:05, ID: H7-19-CCV-CS1-0017, Description: 1613B-CS1-011, Vial: Tray1:4

Total-Tetrafurans

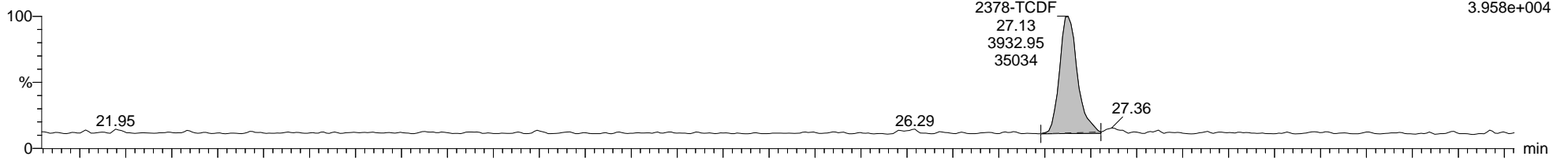
7-190724A03 Smooth(SG,1x1)
1613B-CS1-011 H7-19-CCV-CS1-0017

F1:Voltage SIR,EI+
303.9016
3.280e+004



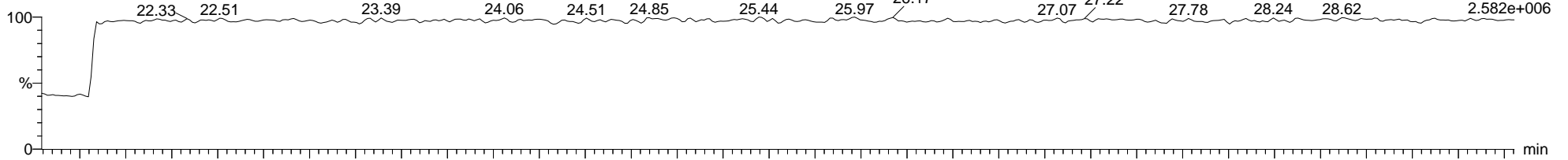
7-190724A03 Smooth(SG,1x1)
1613B-CS1-011 H7-19-CCV-CS1-0017

F1:Voltage SIR,EI+
305.8987
3.958e+004



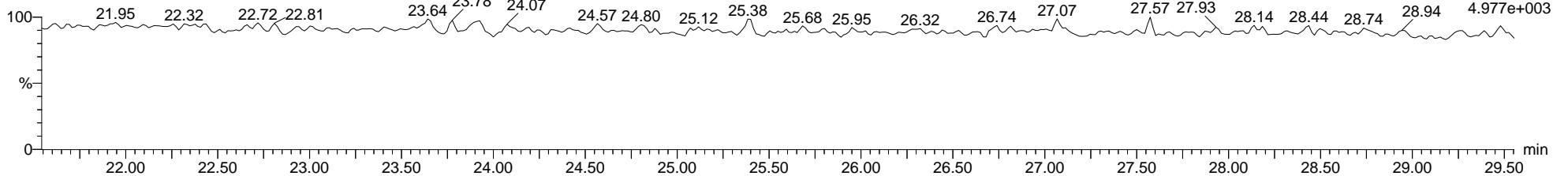
7-190724A03 Smooth(SG,1x1)
1613B-CS1-011 H7-19-CCV-CS1-0017

F1:Voltage SIR,EI+
316.9824
2.582e+006



7-190724A03 Smooth(SG,1x1)
1613B-CS1-011 H7-19-CCV-CS1-0017

F1:Voltage SIR,EI+
375.8364
4.977e+003



Dataset: C:\MassLynx\Dioxin.PRO\Result Files\7-190724A-ICAL_M23.qld

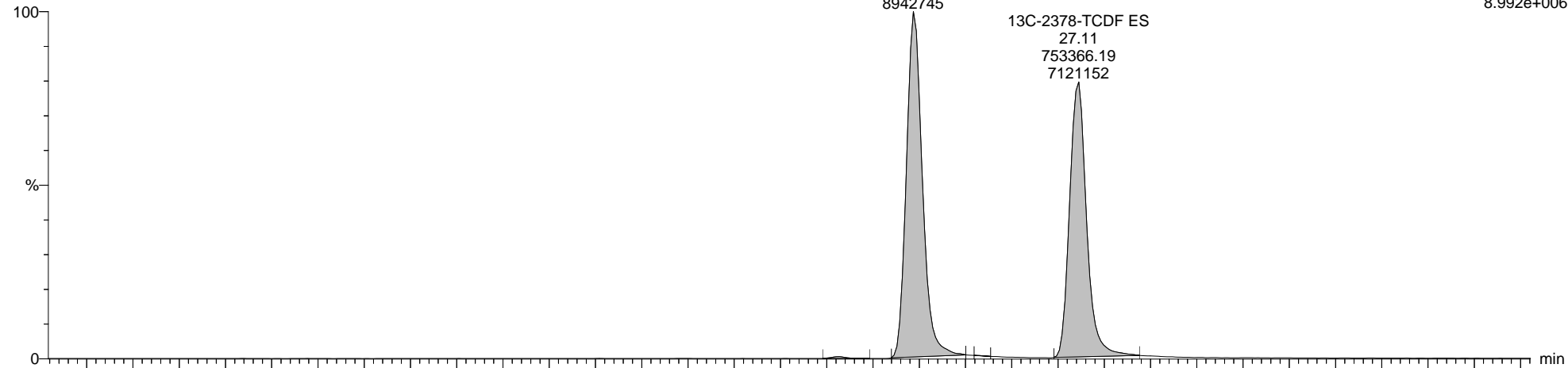
Last Altered: Thursday, July 25, 2019 09:29:35 Eastern Daylight Time

Printed: Friday, August 30, 2019 14:29:16 Eastern Daylight Time

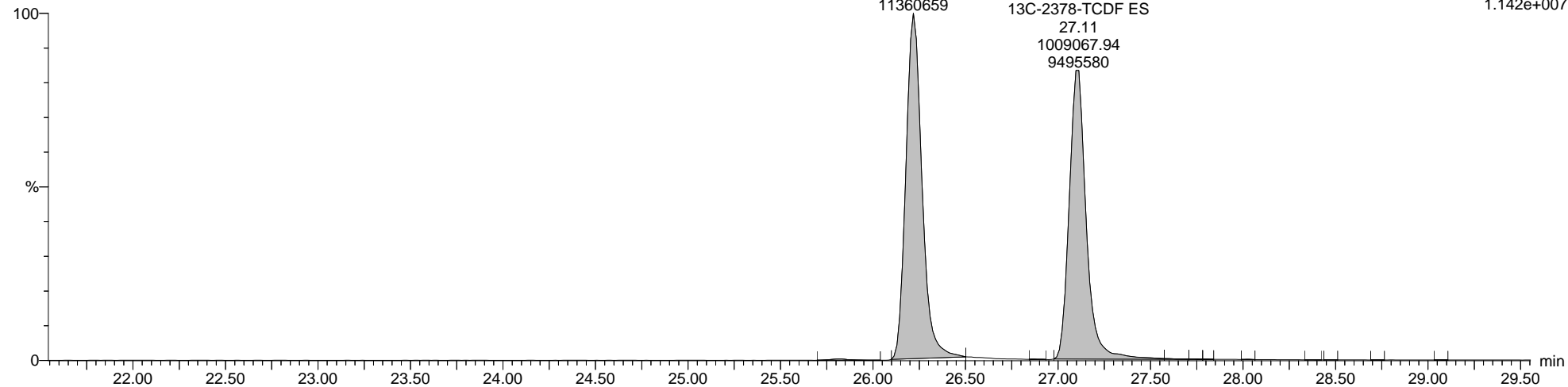
Name: 7-190724A03, Date: 24-Jul-2019, Time: 17:20:05, ID: H7-19-CCV-CS1-0017, Description: 1613B-CS1-011, Vial: Tray1:4

13C-2378-TCDF ES

7-190724A03 Smooth(SG,1x1)
1613B-CS1-011 H7-19-CCV-CS1-0017



7-190724A03 Smooth(SG,1x1)
1613B-CS1-011 H7-19-CCV-CS1-0017



Quantify Sample Report MassLynx MassLynx V4.1 SCN 901

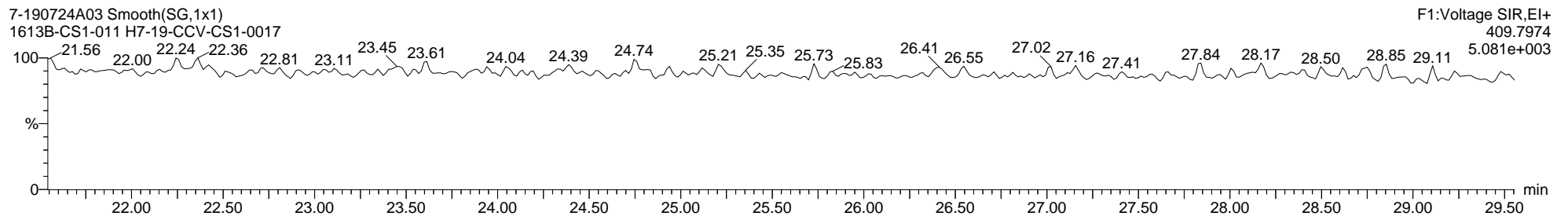
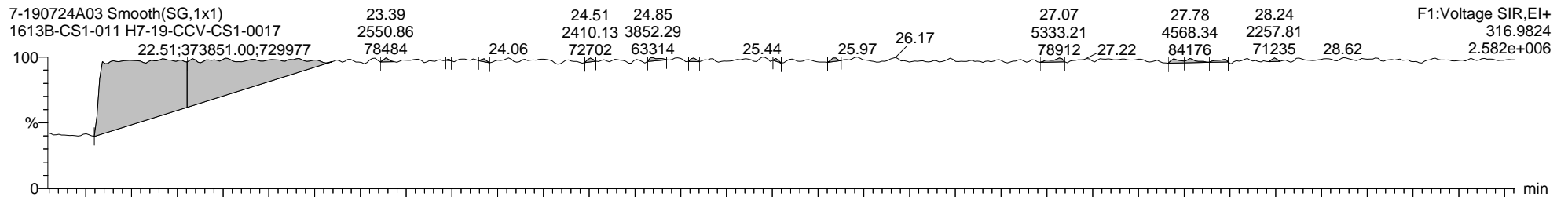
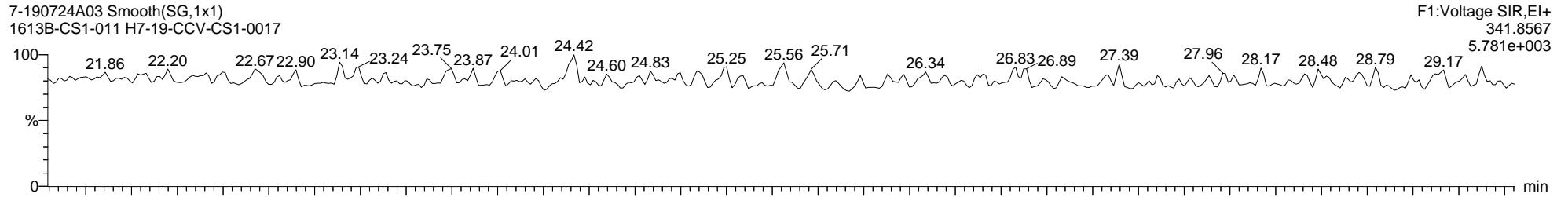
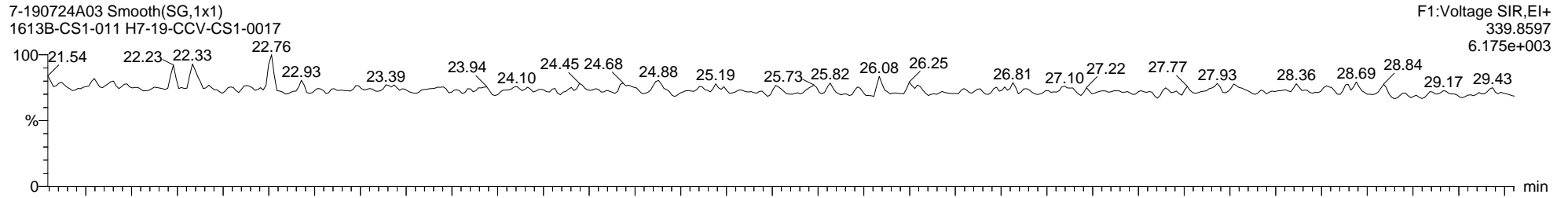
Dataset: C:\MassLynx\Dioxin.PRO\Result Files\7-190724A-ICAL_M23.qld

Last Altered: Thursday, July 25, 2019 09:29:35 Eastern Daylight Time

Printed: Friday, August 30, 2019 14:29:16 Eastern Daylight Time

Name: 7-190724A03, Date: 24-Jul-2019, Time: 17:20:05, ID: H7-19-CCV-CS1-0017, Description: 1613B-CS1-011, Vial: Tray1:4

Total-PeCDF-F1



Quantify Sample Report MassLynx MassLynx V4.1 SCN 901

Dataset: C:\MassLynx\Dioxin.PRO\Result Files\7-190724A-ICAL_M23.qld

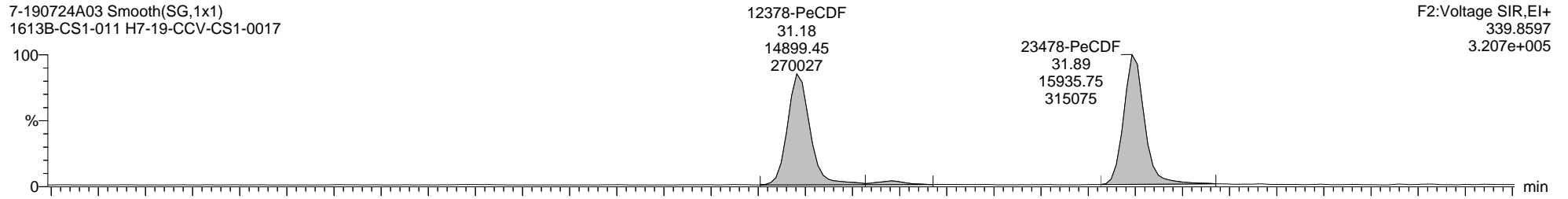
Last Altered: Thursday, July 25, 2019 09:29:35 Eastern Daylight Time

Printed: Friday, August 30, 2019 14:29:16 Eastern Daylight Time

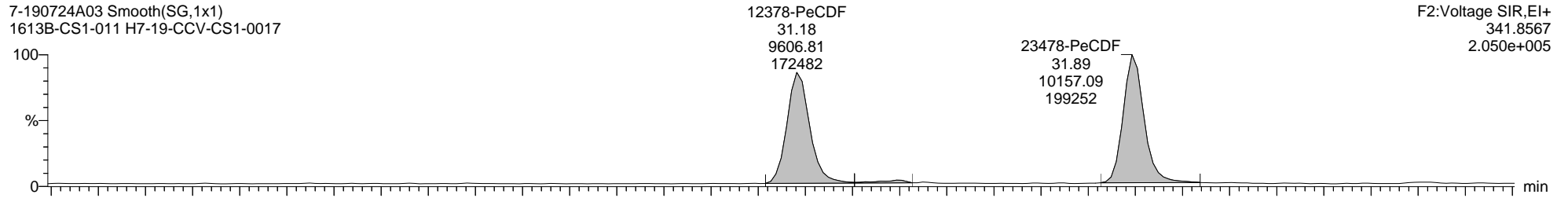
Name: 7-190724A03, Date: 24-Jul-2019, Time: 17:20:05, ID: H7-19-CCV-CS1-0017, Description: 1613B-CS1-011, Vial: Tray1:4

Total-Pentafurans

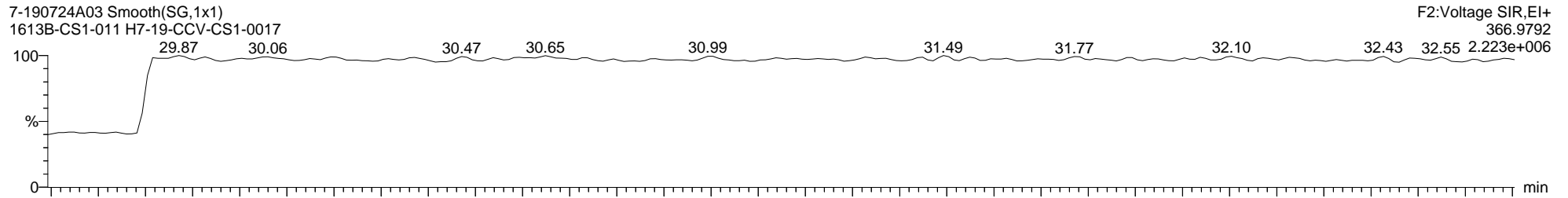
7-190724A03 Smooth(SG,1x1)
1613B-CS1-011 H7-19-CCV-CS1-0017



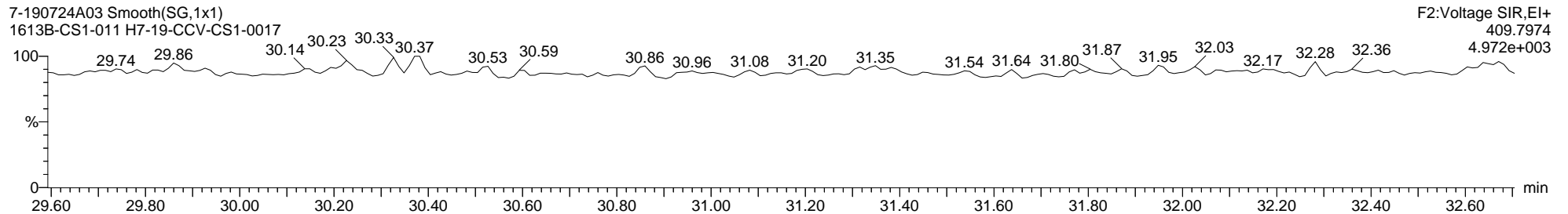
7-190724A03 Smooth(SG,1x1)
1613B-CS1-011 H7-19-CCV-CS1-0017



7-190724A03 Smooth(SG,1x1)
1613B-CS1-011 H7-19-CCV-CS1-0017



7-190724A03 Smooth(SG,1x1)
1613B-CS1-011 H7-19-CCV-CS1-0017



Dataset: C:\MassLynx\Dioxin.PRO\Result Files\7-190724A-ICAL_M23.qld

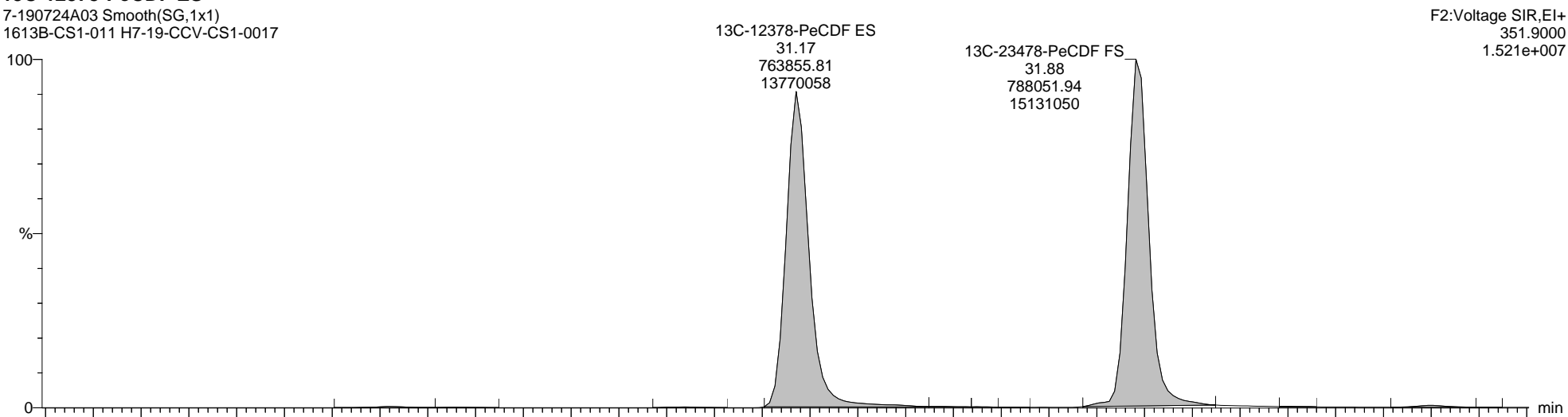
Last Altered: Thursday, July 25, 2019 09:29:35 Eastern Daylight Time

Printed: Friday, August 30, 2019 14:29:16 Eastern Daylight Time

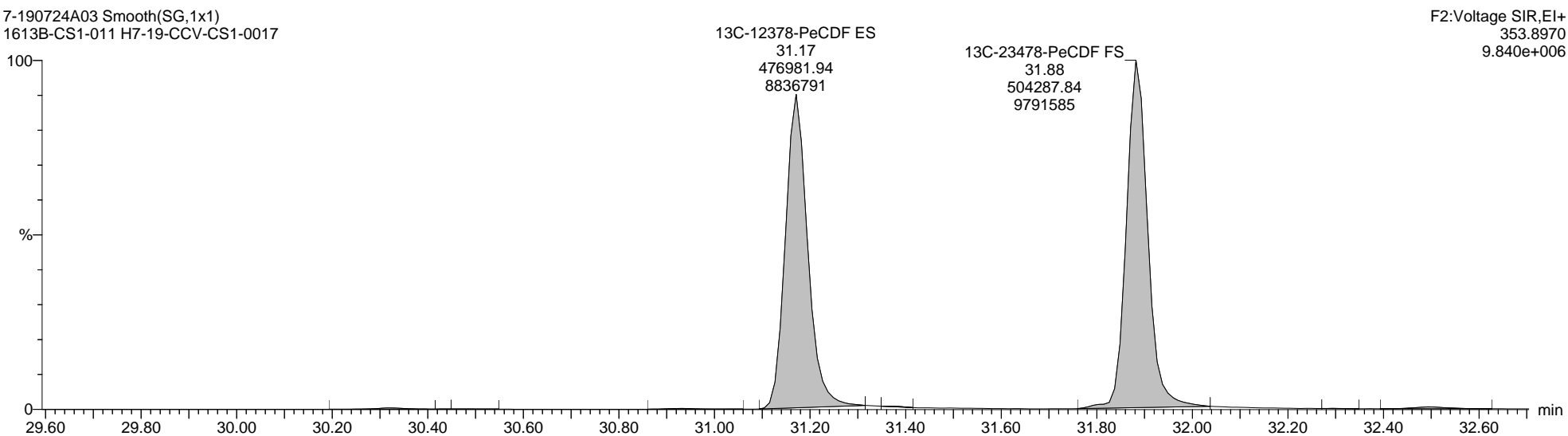
Name: 7-190724A03, Date: 24-Jul-2019, Time: 17:20:05, ID: H7-19-CCV-CS1-0017, Description: 1613B-CS1-011, Vial: Tray1:4

13C-12378-PeCDF ES

7-190724A03 Smooth(SG,1x1)
1613B-CS1-011 H7-19-CCV-CS1-0017



7-190724A03 Smooth(SG,1x1)
1613B-CS1-011 H7-19-CCV-CS1-0017



Quantify Sample Report MassLynx MassLynx V4.1 SCN 901

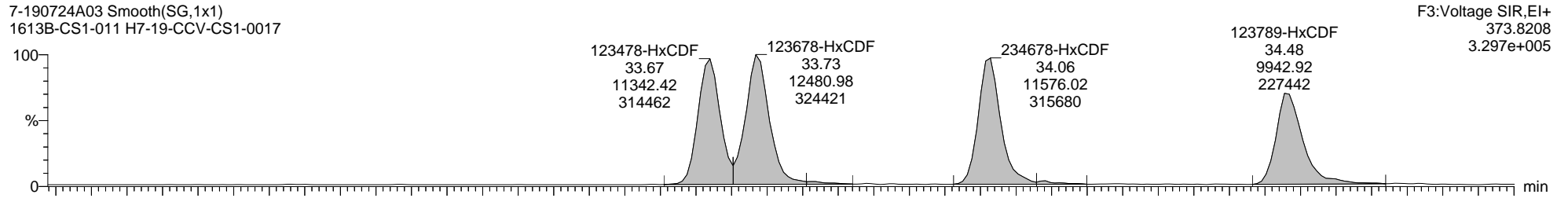
Dataset: C:\MassLynx\Dioxin.PRO\Result Files\7-190724A-ICAL_M23.qld

Last Altered: Thursday, July 25, 2019 09:29:35 Eastern Daylight Time
Printed: Friday, August 30, 2019 14:29:16 Eastern Daylight Time

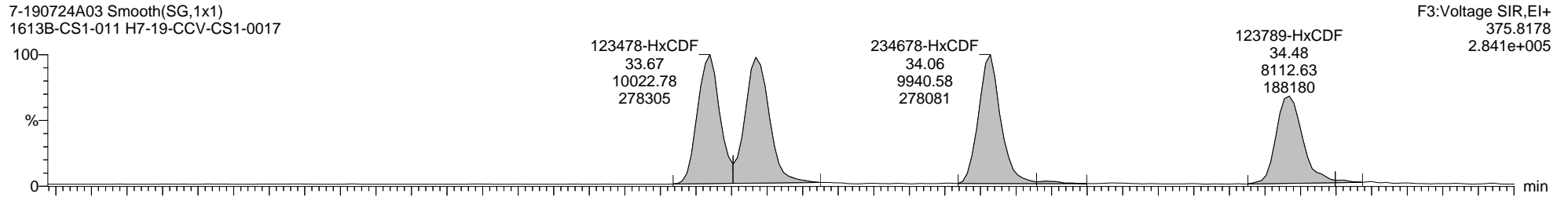
Name: 7-190724A03, Date: 24-Jul-2019, Time: 17:20:05, ID: H7-19-CCV-CS1-0017, Description: 1613B-CS1-011, Vial: Tray1:4

Total-Hexafurans

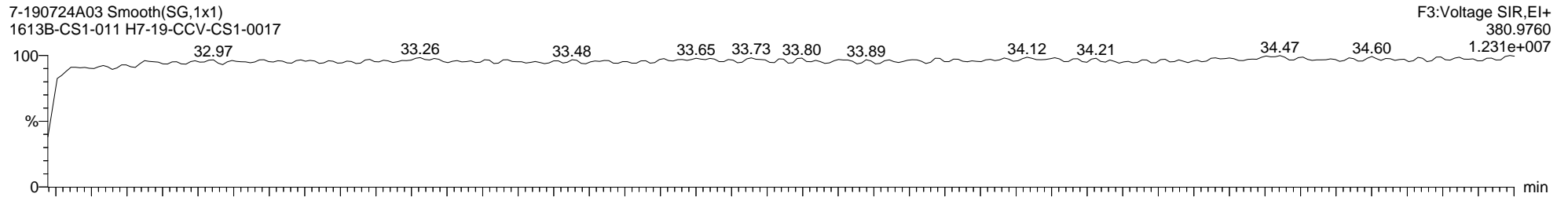
7-190724A03 Smooth(SG,1x1)
1613B-CS1-011 H7-19-CCV-CS1-0017



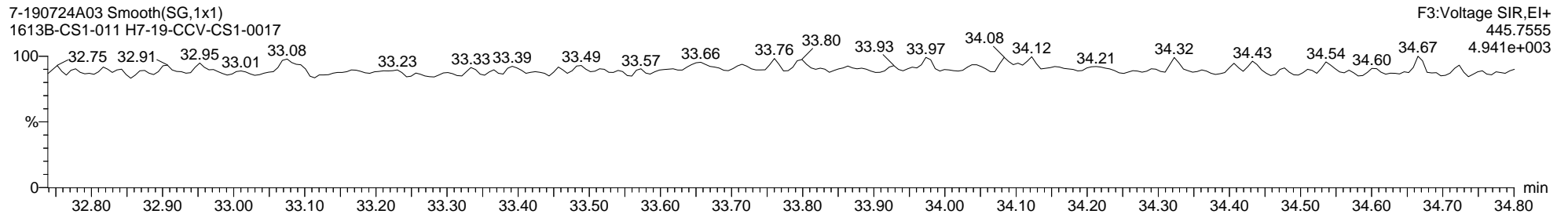
7-190724A03 Smooth(SG,1x1)
1613B-CS1-011 H7-19-CCV-CS1-0017



7-190724A03 Smooth(SG,1x1)
1613B-CS1-011 H7-19-CCV-CS1-0017



7-190724A03 Smooth(SG,1x1)
1613B-CS1-011 H7-19-CCV-CS1-0017



Dataset: C:\MassLynx\Dioxin.PRO\Result Files\7-190724A-ICAL_M23.qld

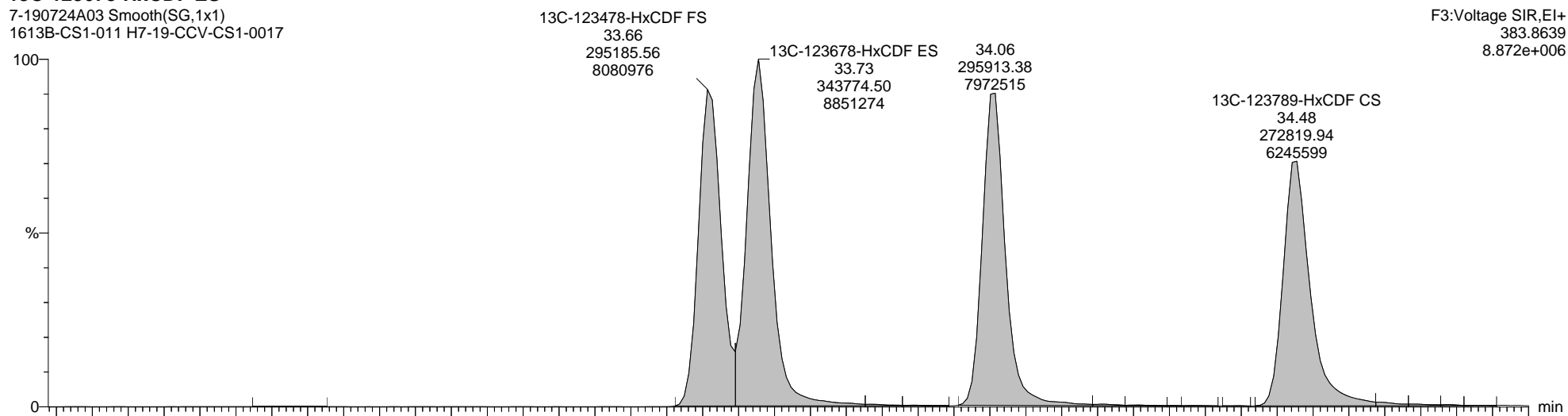
Last Altered: Thursday, July 25, 2019 09:29:35 Eastern Daylight Time

Printed: Friday, August 30, 2019 14:29:16 Eastern Daylight Time

Name: 7-190724A03, Date: 24-Jul-2019, Time: 17:20:05, ID: H7-19-CCV-CS1-0017, Description: 1613B-CS1-011, Vial: Tray1:4

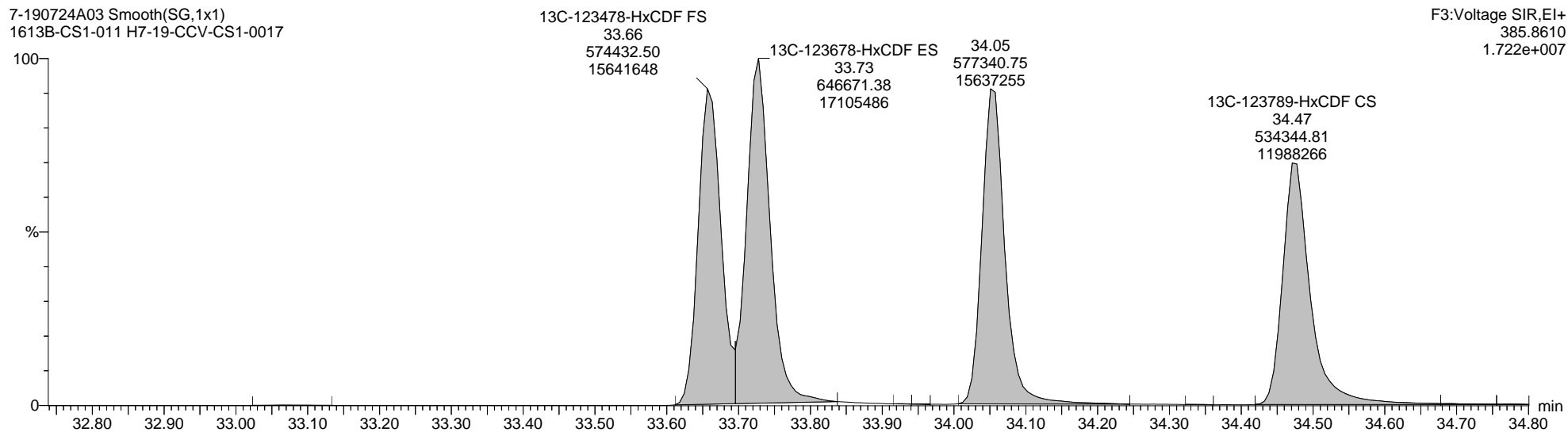
13C-123678-HxCDF ES

7-190724A03 Smooth(SG,1x1)
1613B-CS1-011 H7-19-CCV-CS1-0017



F3:Voltage SIR,EI+
383.8639
8.872e+006

7-190724A03 Smooth(SG,1x1)
1613B-CS1-011 H7-19-CCV-CS1-0017



F3:Voltage SIR,EI+
385.8610
1.722e+007

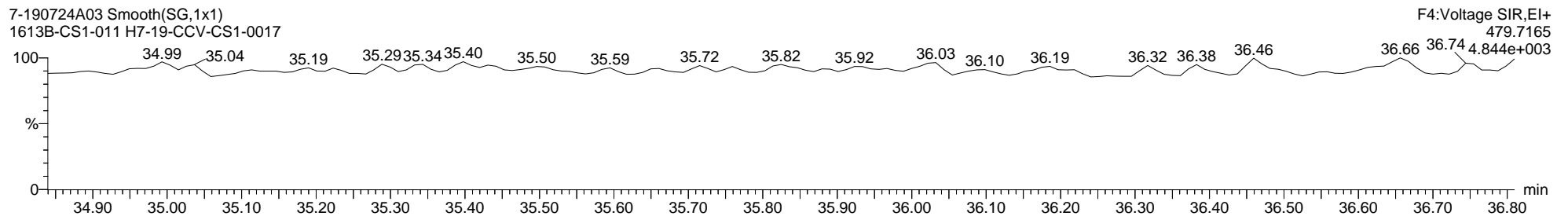
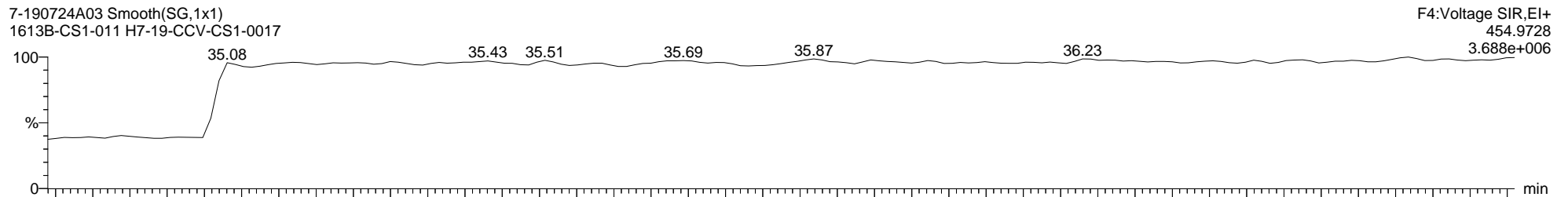


Quantify Sample Report MassLynx MassLynx V4.1 SCN 901

Dataset: C:\MassLynx\Dioxin.PRO\Result Files\7-190724A-ICAL_M23.qld

Last Altered: Thursday, July 25, 2019 09:29:35 Eastern Daylight Time
Printed: Friday, August 30, 2019 14:29:16 Eastern Daylight Time

Name: 7-190724A03, Date: 24-Jul-2019, Time: 17:20:05, ID: H7-19-CCV-CS1-0017, Description: 1613B-CS1-011, Vial: Tray1:4

Total-Heptafurans



Quantify Sample Report MassLynx MassLynx V4.1 SCN 901

Dataset: C:\MassLynx\Dioxin.PRO\Result Files\7-190724A-ICAL_M23.qld

Last Altered: Thursday, July 25, 2019 09:29:35 Eastern Daylight Time

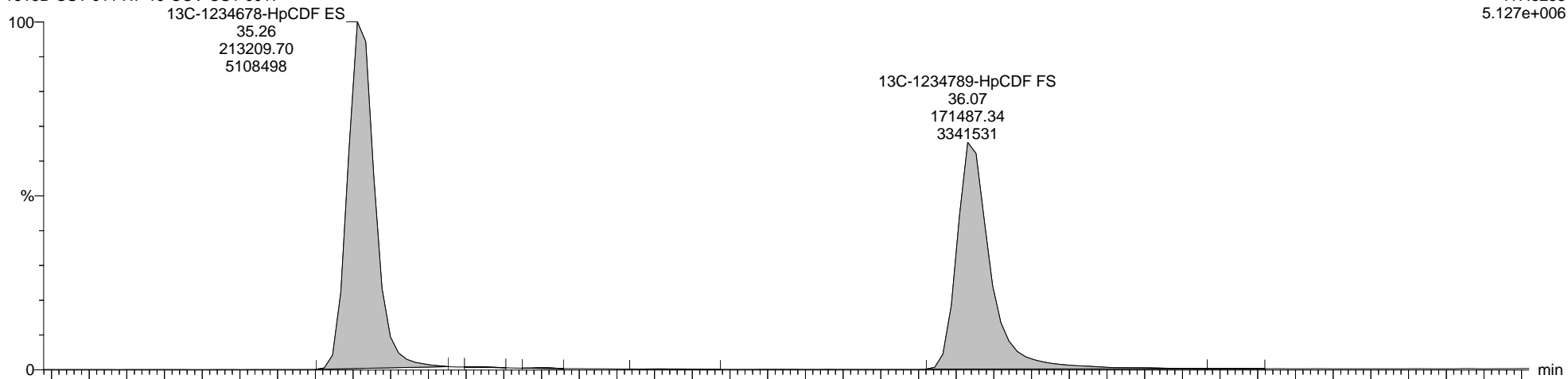
Printed: Friday, August 30, 2019 14:29:16 Eastern Daylight Time

Name: 7-190724A03, Date: 24-Jul-2019, Time: 17:20:05, ID: H7-19-CCV-CS1-0017, Description: 1613B-CS1-011, Vial: Tray1:4

13C-1234678-HpCDF ES

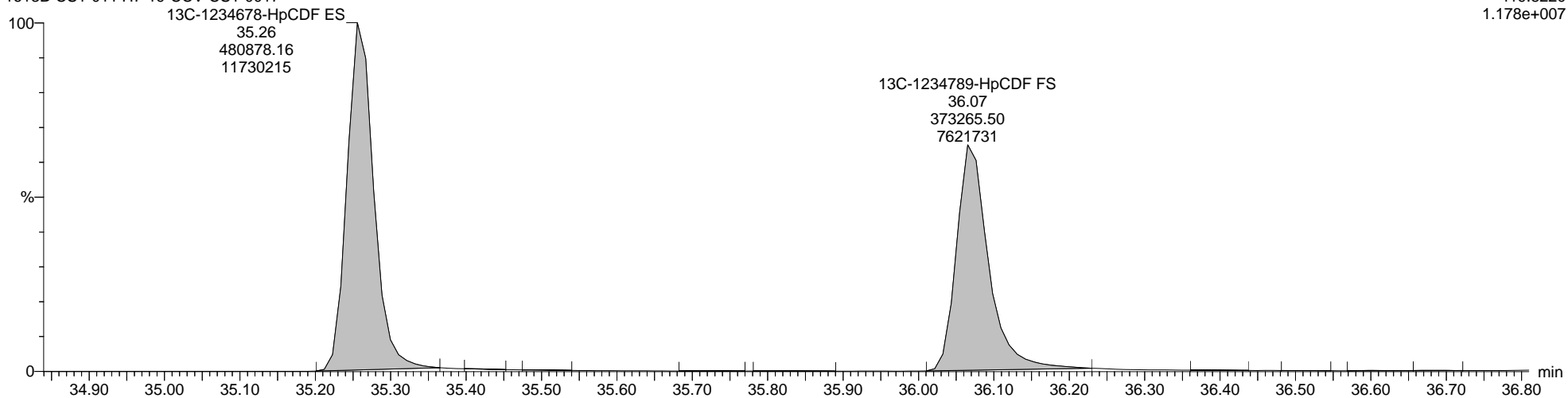
7-190724A03 Smooth(SG,1x1)
1613B-CS1-011 H7-19-CCV-CS1-0017

F4:Voltage SIR,EI+
417.8253
5.127e+006



7-190724A03 Smooth(SG,1x1)
1613B-CS1-011 H7-19-CCV-CS1-0017

F4:Voltage SIR,EI+
419.8220
1.178e+007



Quantify Sample Report MassLynx MassLynx V4.1 SCN 901

Dataset: C:\MassLynx\Dioxin.PRO\Result Files\7-190724A-ICAL_M23.qld

Last Altered: Thursday, July 25, 2019 09:29:35 Eastern Daylight Time

Printed: Friday, August 30, 2019 14:29:16 Eastern Daylight Time

Name: 7-190724A03, Date: 24-Jul-2019, Time: 17:20:05, ID: H7-19-CCV-CS1-0017, Description: 1613B-CS1-011, Vial: Tray1:4

Totals-OCDF

7-190724A03 Smooth(SG,1x1)

1613B-CS1-011 H7-19-CCV-CS1-0017

F5:Voltage SIR,EI+

441.7428

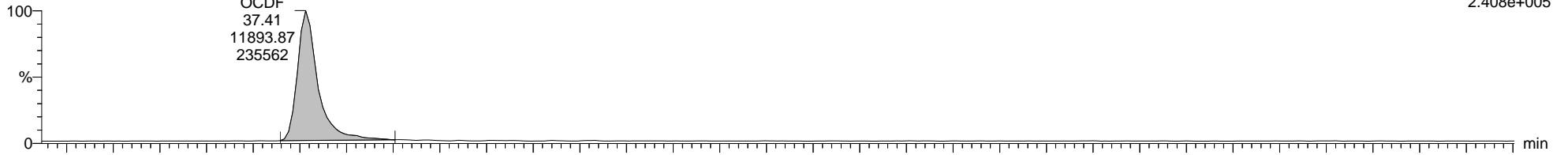
2.408e+005

OCDF

37.41

11893.87

235562



7-190724A03 Smooth(SG,1x1)

1613B-CS1-011 H7-19-CCV-CS1-0017

F5:Voltage SIR,EI+

443.7398


2.657e+005

OCDF

37.41

13377.64

260259



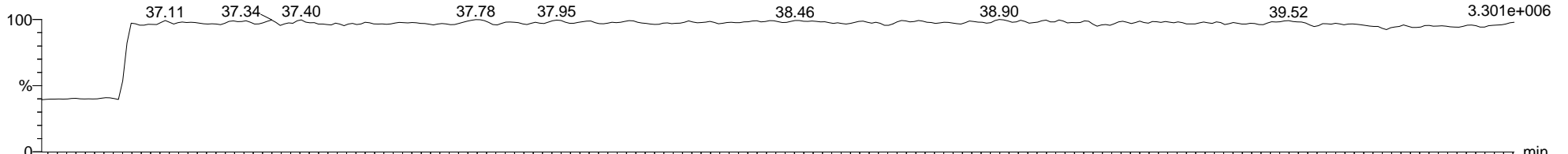
7-190724A03 Smooth(SG,1x1)

1613B-CS1-011 H7-19-CCV-CS1-0017

F5:Voltage SIR,EI+

454.9728

3.301e+006



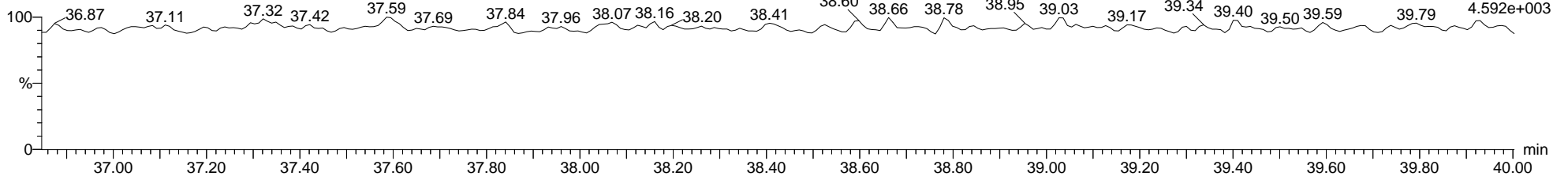
7-190724A03 Smooth(SG,1x1)

1613B-CS1-011 H7-19-CCV-CS1-0017

F5:Voltage SIR,EI+

513.6775

4.592e+003



Quantify Sample Report MassLynx MassLynx V4.1 SCN 901

Dataset: C:\MassLynx\Dioxin.PRO\Result Files\7-190724A-ICAL_M23.qld

Last Altered: Thursday, July 25, 2019 09:29:35 Eastern Daylight Time

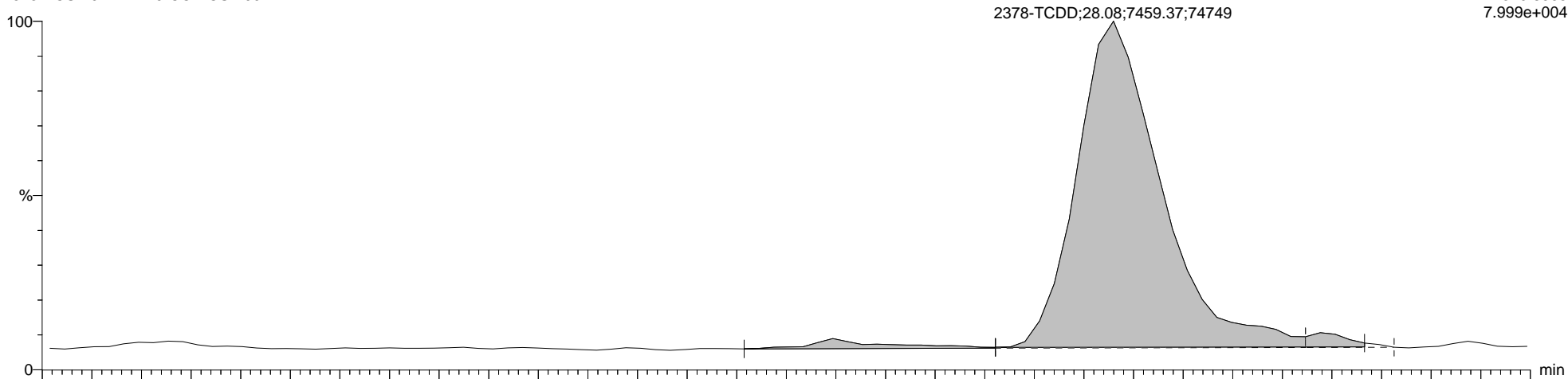
Printed: Friday, August 30, 2019 14:29:16 Eastern Daylight Time

Name: 7-190724A02, Date: 24-Jul-2019, Time: 16:37:39, ID: H7-19-CCV-CS2-0017, Description: 1613B-CS2-011, Vial: Tray1:3

2378-TCDD

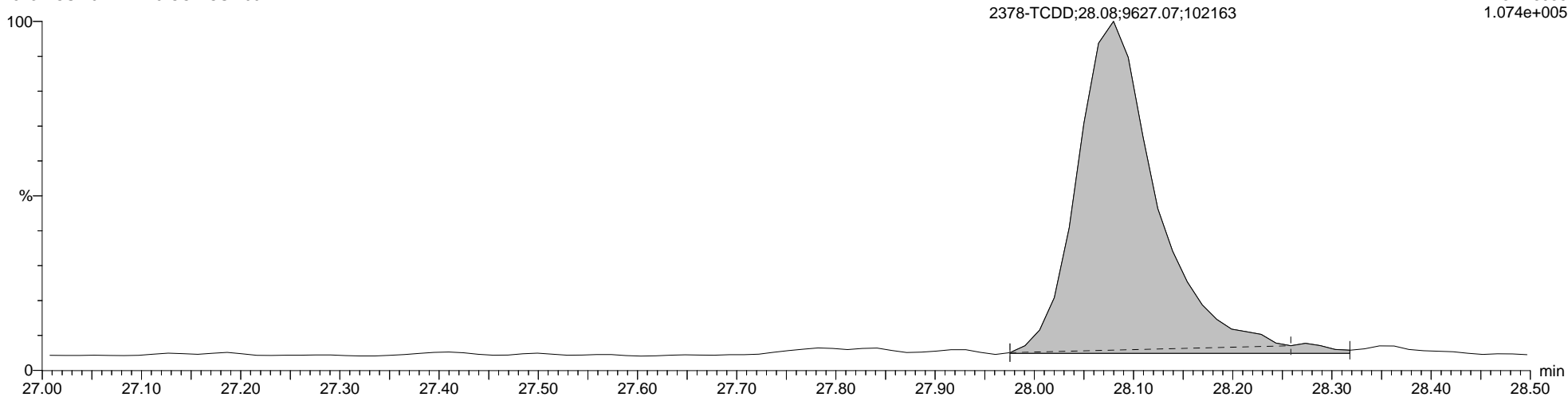
7-190724A02 Smooth(SG,1x1)
1613B-CS2-011 H7-19-CCV-CS2-0017

F1:Voltage SIR,EI+
319.8965
7.999e+004



7-190724A02 Smooth(SG,1x1)
1613B-CS2-011 H7-19-CCV-CS2-0017

F1:Voltage SIR,EI+
321.8936
1.074e+005



Quantify Sample Report MassLynx MassLynx V4.1 SCN 901

Dataset: C:\MassLynx\Dioxin.PRO\Result Files\7-190724A-ICAL_M23.qld

Last Altered: Thursday, July 25, 2019 09:29:35 Eastern Daylight Time

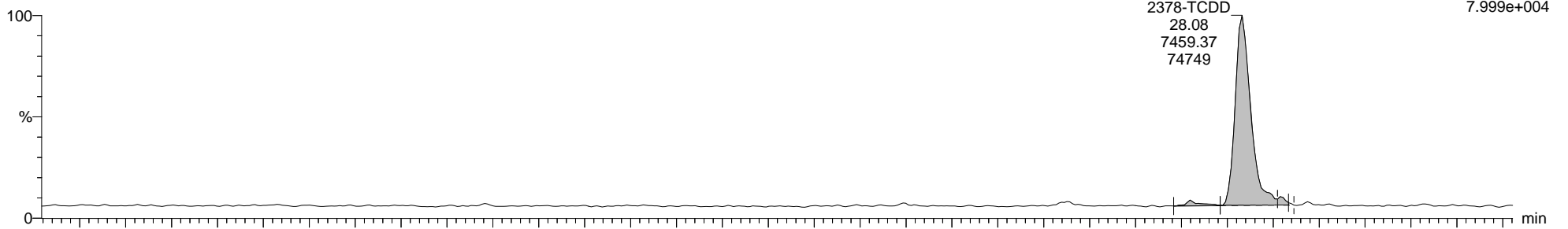
Printed: Friday, August 30, 2019 14:29:16 Eastern Daylight Time

Name: 7-190724A02, Date: 24-Jul-2019, Time: 16:37:39, ID: H7-19-CCV-CS2-0017, Description: 1613B-CS2-011, Vial: Tray1:3

Total-Tetradoxins


7-190724A02 Smooth(SG,1x1)
1613B-CS2-011 H7-19-CCV-CS2-0017

F1:Voltage SIR,EI+
319.8965
7.999e+004



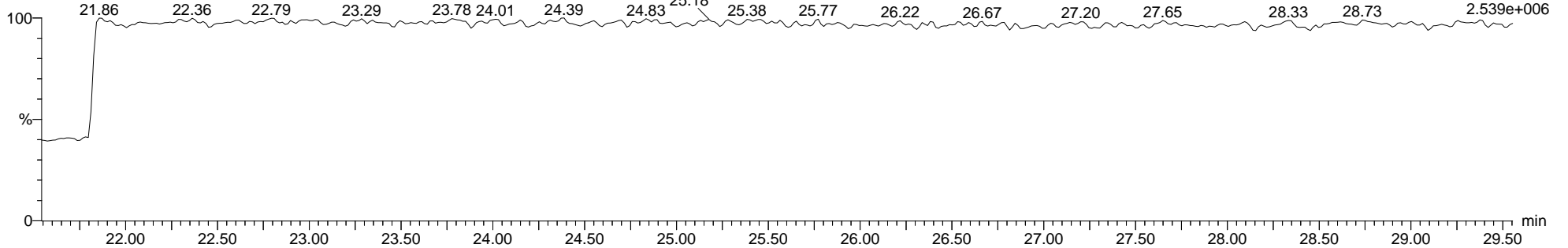
7-190724A02 Smooth(SG,1x1)
1613B-CS2-011 H7-19-CCV-CS2-0017

F1:Voltage SIR,EI+
321.8936
1.074e+005



7-190724A02 Smooth(SG,1x1)
1613B-CS2-011 H7-19-CCV-CS2-0017

F1:Voltage SIR,EI+
316.9824
2.539e+006



Dataset: C:\MassLynx\Dioxin.PRO\Result Files\7-190724A-ICAL_M23.qld

Last Altered: Thursday, July 25, 2019 09:29:35 Eastern Daylight Time


Printed: Friday, August 30, 2019 14:29:16 Eastern Daylight Time

Name: 7-190724A02, Date: 24-Jul-2019, Time: 16:37:39, ID: H7-19-CCV-CS2-0017, Description: 1613B-CS2-011, Vial: Tray1:3

13C-2378-TCDD ES

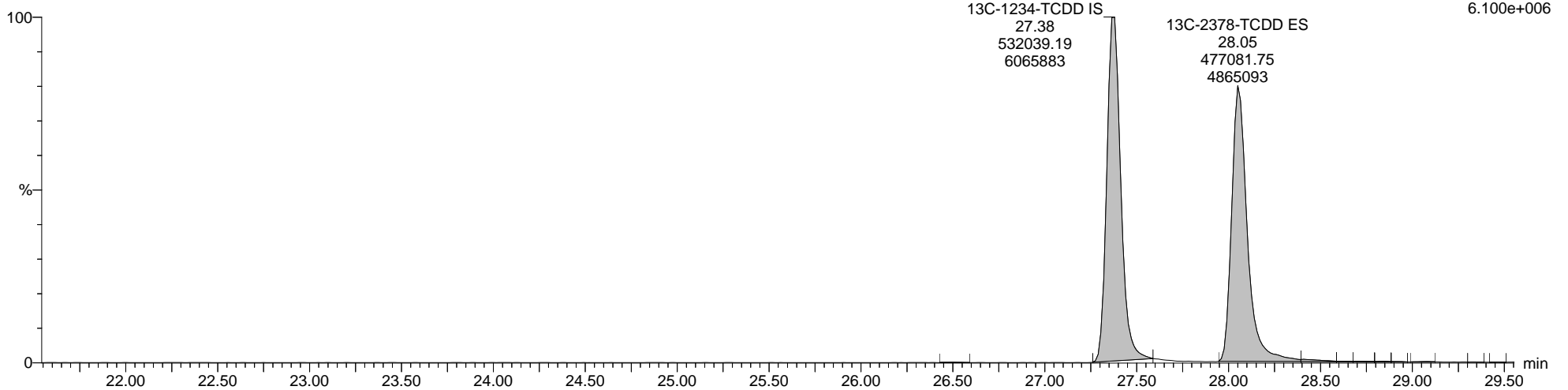
7-190724A02 Smooth(SG,1x1)
1613B-CS2-011 H7-19-CCV-CS2-0017

F1:Voltage SIR,EI+
331.9368
4.820e+006



7-190724A02 Smooth(SG,1x1)
1613B-CS2-011 H7-19-CCV-CS2-0017

F1:Voltage SIR,EI+
333.9339
6.100e+006



Quantify Sample Report MassLynx MassLynx V4.1 SCN 901

Dataset: C:\MassLynx\Dioxin.PRO\Result Files\7-190724A-ICAL_M23.qld

Last Altered: Thursday, July 25, 2019 09:29:35 Eastern Daylight Time


Printed: Friday, August 30, 2019 14:29:16 Eastern Daylight Time

Name: 7-190724A02, Date: 24-Jul-2019, Time: 16:37:39, ID: H7-19-CCV-CS2-0017, Description: 1613B-CS2-011, Vial: Tray1:3

Totals-37Cl-2378-TCDD

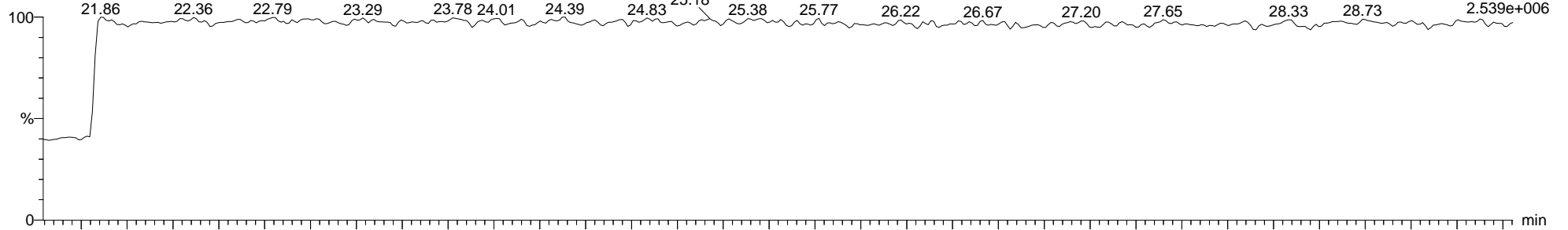
7-190724A02 Smooth(SG,1x1)
1613B-CS2-011 H7-19-CCV-CS2-0017

F1:Voltage SIR,EI+
327.8847
1.905e+005



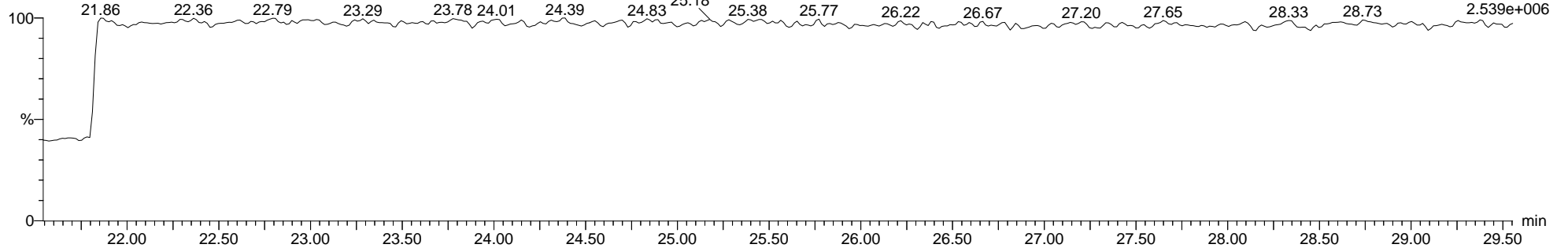
7-190724A02 Smooth(SG,1x1)
1613B-CS2-011 H7-19-CCV-CS2-0017

F1:Voltage SIR,EI+
316.9824
2.539e+006



7-190724A02 Smooth(SG,1x1)
1613B-CS2-011 H7-19-CCV-CS2-0017

F1:Voltage SIR,EI+
316.9824
2.539e+006



Quantify Sample Report MassLynx MassLynx V4.1 SCN 901

Dataset: C:\MassLynx\Dioxin.PRO\Result Files\7-190724A-ICAL_M23.qld

Last Altered: Thursday, July 25, 2019 09:29:35 Eastern Daylight Time


Printed: Friday, August 30, 2019 14:29:16 Eastern Daylight Time

Name: 7-190724A02, Date: 24-Jul-2019, Time: 16:37:39, ID: H7-19-CCV-CS2-0017, Description: 1613B-CS2-011, Vial: Tray1:3

Total-Pentadioxins

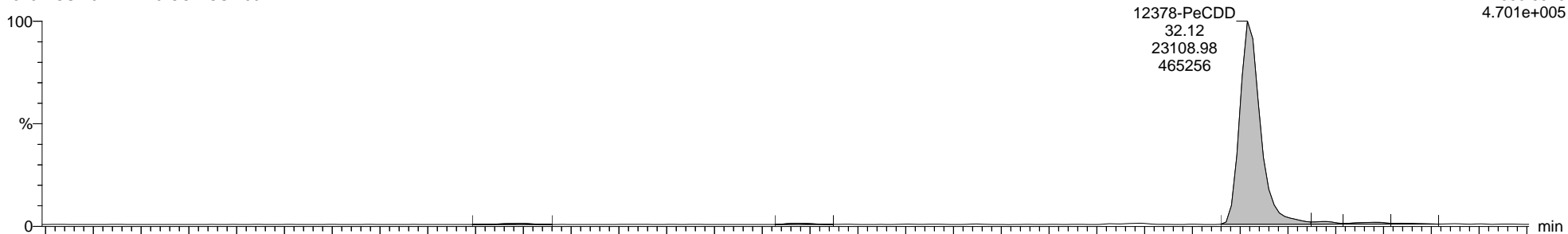
7-190724A02 Smooth(SG,1x1)
1613B-CS2-011 H7-19-CCV-CS2-0017

F2:Voltage SIR,EI+
355.8546
7.836e+005



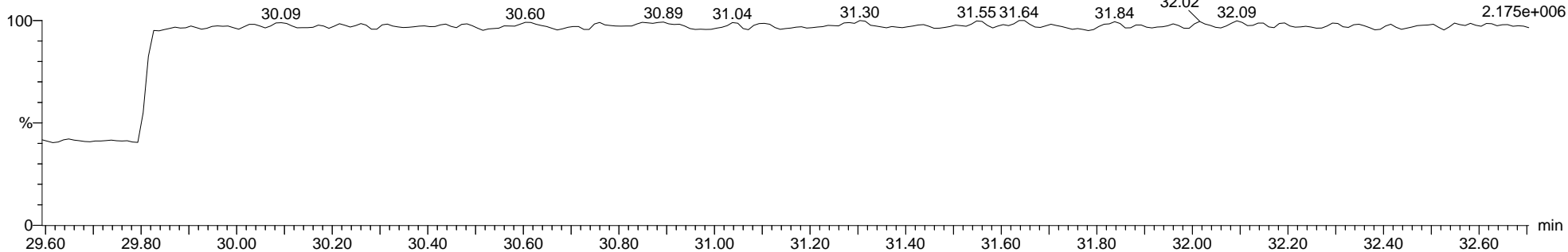
7-190724A02 Smooth(SG,1x1)
1613B-CS2-011 H7-19-CCV-CS2-0017

F2:Voltage SIR,EI+
353.8576
4.701e+005



7-190724A02 Smooth(SG,1x1)
1613B-CS2-011 H7-19-CCV-CS2-0017

F2:Voltage SIR,EI+
366.9792
2.175e+006



Dataset: C:\MassLynx\Dioxin.PRO\Result Files\7-190724A-ICAL_M23.qld

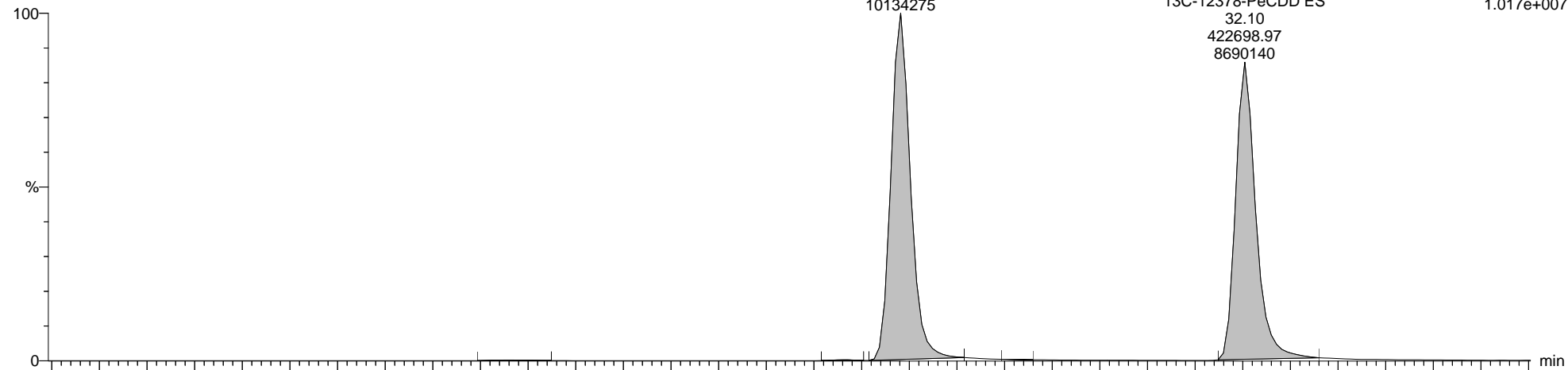
Last Altered: Thursday, July 25, 2019 09:29:35 Eastern Daylight Time

Printed: Friday, August 30, 2019 14:29:16 Eastern Daylight Time

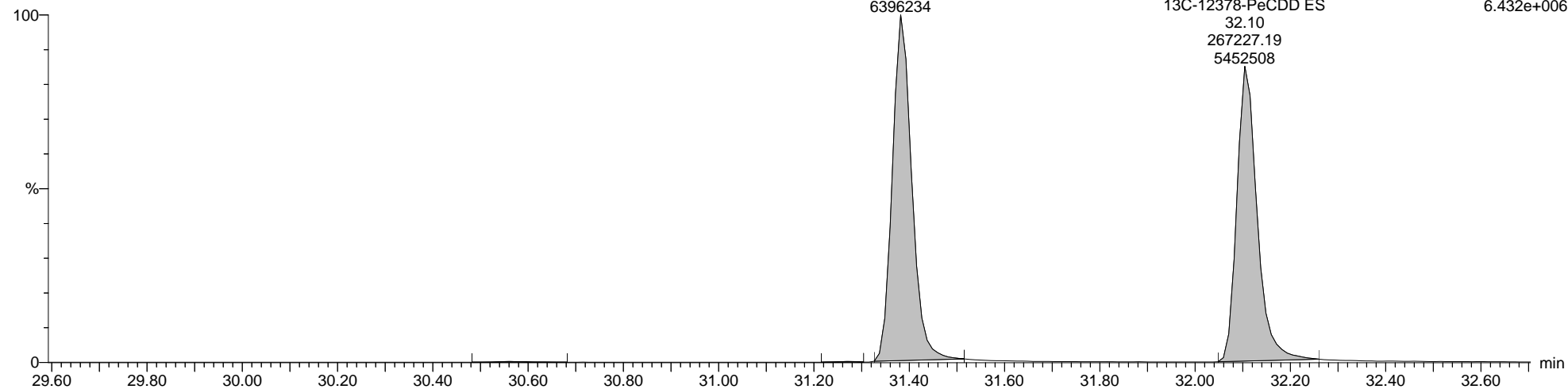
Name: 7-190724A02, Date: 24-Jul-2019, Time: 16:37:39, ID: H7-19-CCV-CS2-0017, Description: 1613B-CS2-011, Vial: Tray1:3

13C-12378-PeCDD ES

7-190724A02 Smooth(SG,1x1)
1613B-CS2-011 H7-19-CCV-CS2-0017



7-190724A02 Smooth(SG,1x1)
1613B-CS2-011 H7-19-CCV-CS2-0017



Quantify Sample Report MassLynx MassLynx V4.1 SCN 901

Dataset: C:\MassLynx\Dioxin.PRO\Result Files\7-190724A-ICAL_M23.qld

Last Altered: Thursday, July 25, 2019 09:29:35 Eastern Daylight Time


Printed: Friday, August 30, 2019 14:29:16 Eastern Daylight Time

Name: 7-190724A02, Date: 24-Jul-2019, Time: 16:37:39, ID: H7-19-CCV-CS2-0017, Description: 1613B-CS2-011, Vial: Tray1:3

Total-Hexadioxins


7-190724A02 Smooth(SG,1x1)
1613B-CS2-011 H7-19-CCV-CS2-0017

F3:Voltage SIR,EI+
389.8157
1.048e+006



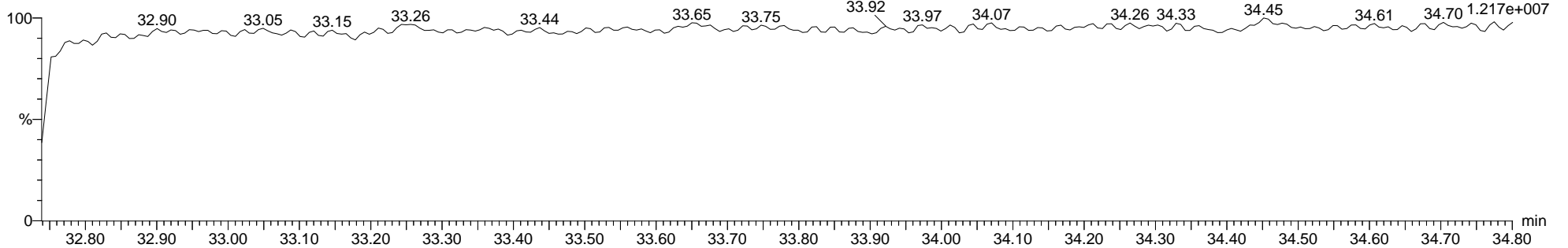
7-190724A02 Smooth(SG,1x1)
1613B-CS2-011 H7-19-CCV-CS2-0017

F3:Voltage SIR,EI+
391.8127
8.050e+005



7-190724A02 Smooth(SG,1x1)
1613B-CS2-011 H7-19-CCV-CS2-0017

F3:Voltage SIR,EI+
380.9760
1.217e+007



Quantify Sample Report MassLynx MassLynx V4.1 SCN 901

Dataset: C:\MassLynx\Dioxin.PRO\Result Files\7-190724A-ICAL_M23.qld

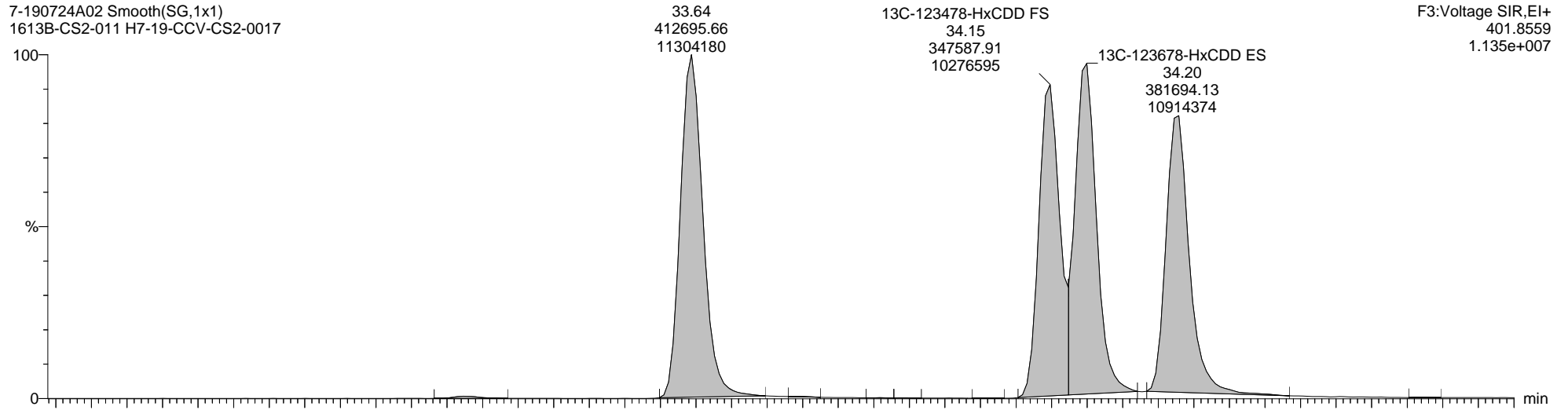
Last Altered: Thursday, July 25, 2019 09:29:35 Eastern Daylight Time

Printed: Friday, August 30, 2019 14:29:16 Eastern Daylight Time

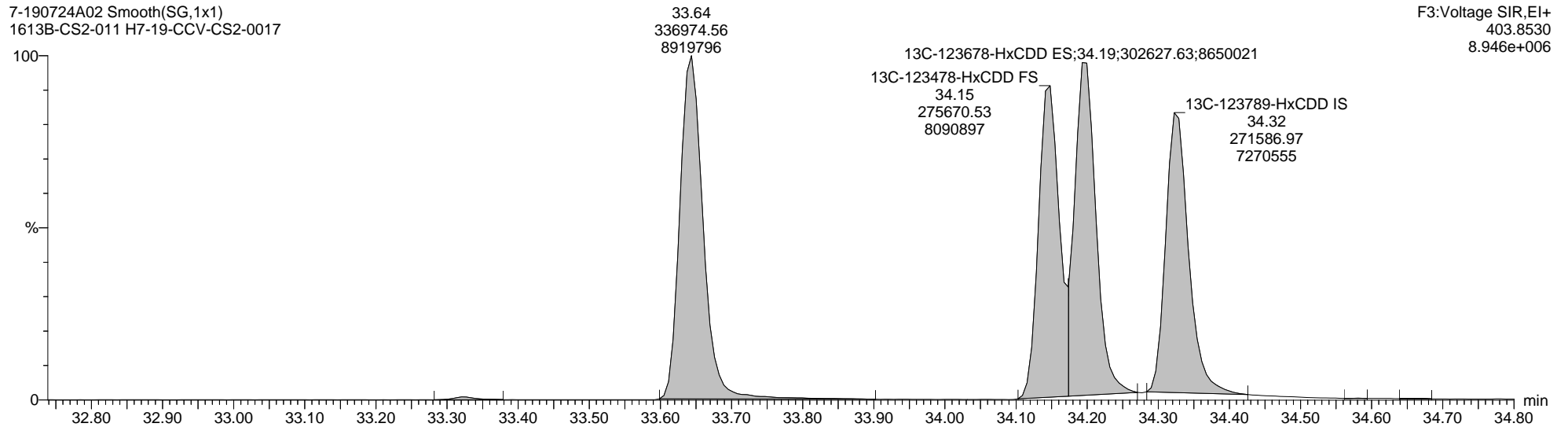
Name: 7-190724A02, Date: 24-Jul-2019, Time: 16:37:39, ID: H7-19-CCV-CS2-0017, Description: 1613B-CS2-011, Vial: Tray1:3

13C-123678-HxCDD ES

7-190724A02 Smooth(SG,1x1)
1613B-CS2-011 H7-19-CCV-CS2-0017



7-190724A02 Smooth(SG,1x1)
1613B-CS2-011 H7-19-CCV-CS2-0017



Quantify Sample Report MassLynx MassLynx V4.1 SCN 901

Dataset: C:\MassLynx\Dioxin.PRO\Result Files\7-190724A-ICAL_M23.qld

Last Altered: Thursday, July 25, 2019 09:29:35 Eastern Daylight Time

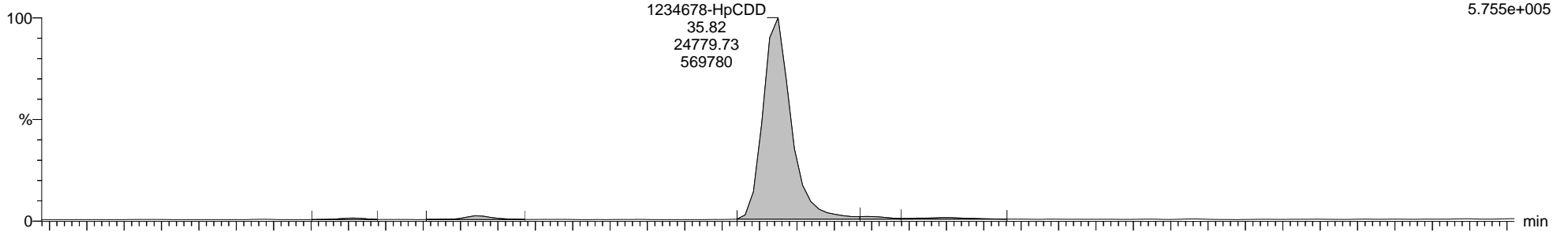
Printed: Friday, August 30, 2019 14:29:16 Eastern Daylight Time

Name: 7-190724A02, Date: 24-Jul-2019, Time: 16:37:39, ID: H7-19-CCV-CS2-0017, Description: 1613B-CS2-011, Vial: Tray1:3

Total-Heptadioxins

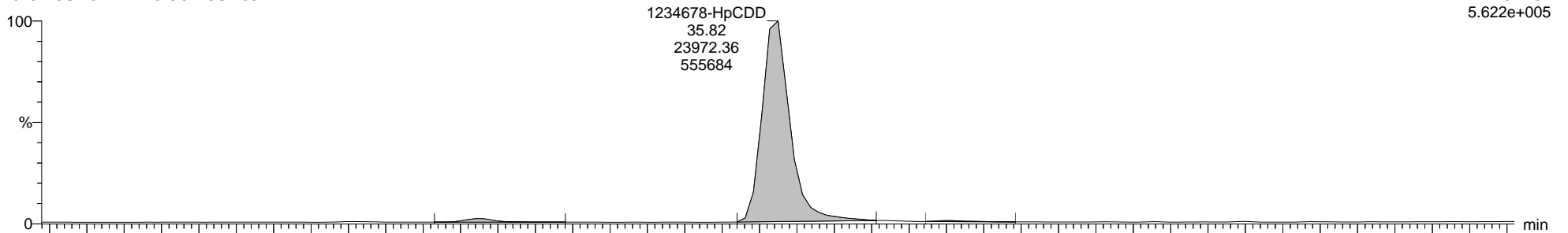
7-190724A02 Smooth(SG,1x1)
1613B-CS2-011 H7-19-CCV-CS2-0017

F4:Voltage SIR,EI+
423.7766
5.755e+005



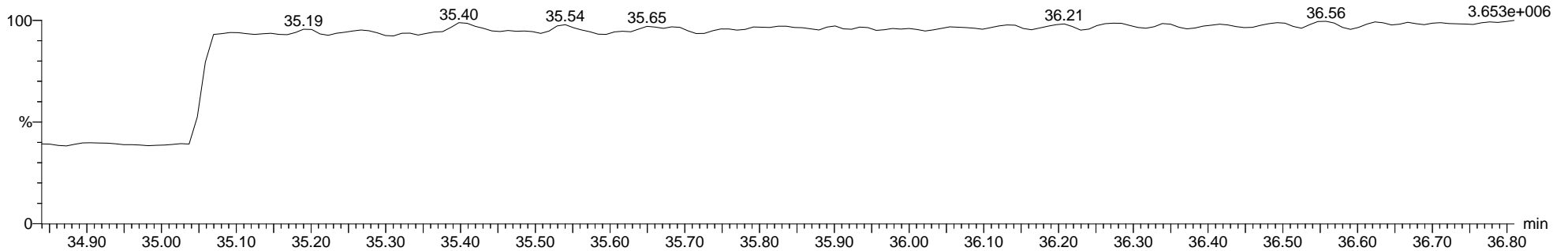
7-190724A02 Smooth(SG,1x1)
1613B-CS2-011 H7-19-CCV-CS2-0017

F4:Voltage SIR,EI+
425.7737
5.622e+005



7-190724A02 Smooth(SG,1x1)
1613B-CS2-011 H7-19-CCV-CS2-0017

F4:Voltage SIR,EI+
454.9728
3.653e+006



Dataset: C:\MassLynx\Dioxin.PRO\Result Files\7-190724A-ICAL_M23.qld

Last Altered: Thursday, July 25, 2019 09:29:35 Eastern Daylight Time

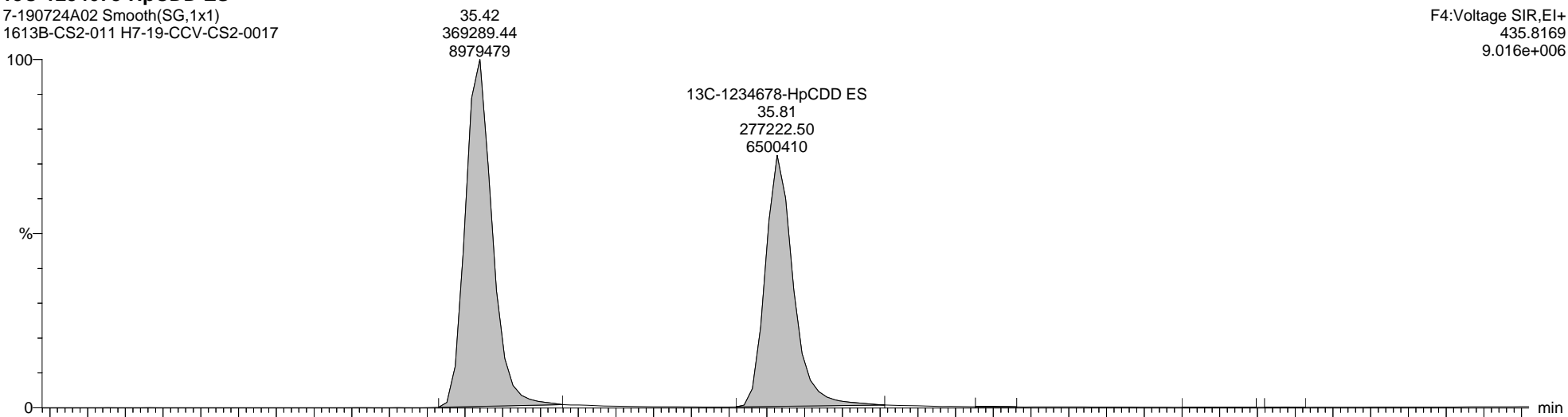
Printed: Friday, August 30, 2019 14:29:16 Eastern Daylight Time

Name: 7-190724A02, Date: 24-Jul-2019, Time: 16:37:39, ID: H7-19-CCV-CS2-0017, Description: 1613B-CS2-011, Vial: Tray1:3

13C-1234678-HpCDD ES

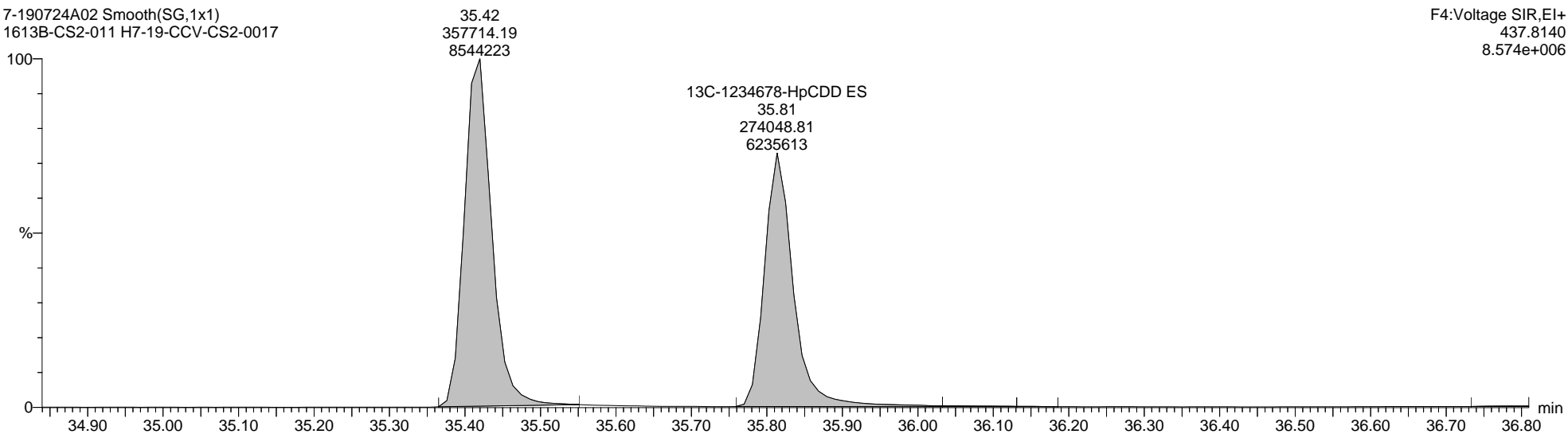
7-190724A02 Smooth(SG,1x1)
1613B-CS2-011 H7-19-CCV-CS2-0017

F4:Voltage SIR,EI+
435.8169
9.016e+006



7-190724A02 Smooth(SG,1x1)
1613B-CS2-011 H7-19-CCV-CS2-0017

F4:Voltage SIR,EI+
437.8140
8.574e+006



Quantify Sample Report MassLynx MassLynx V4.1 SCN 901

Dataset: C:\MassLynx\Dioxin.PRO\Result Files\7-190724A-ICAL_M23.qld

Last Altered: Thursday, July 25, 2019 09:29:35 Eastern Daylight Time


Printed: Friday, August 30, 2019 14:29:16 Eastern Daylight Time

Name: 7-190724A02, Date: 24-Jul-2019, Time: 16:37:39, ID: H7-19-CCV-CS2-0017, Description: 1613B-CS2-011, Vial: Tray1:3

Total-OCDD

7-190724A02 Smooth(SG,1x1)

1613B-CS2-011 H7-19-CCV-CS2-0017



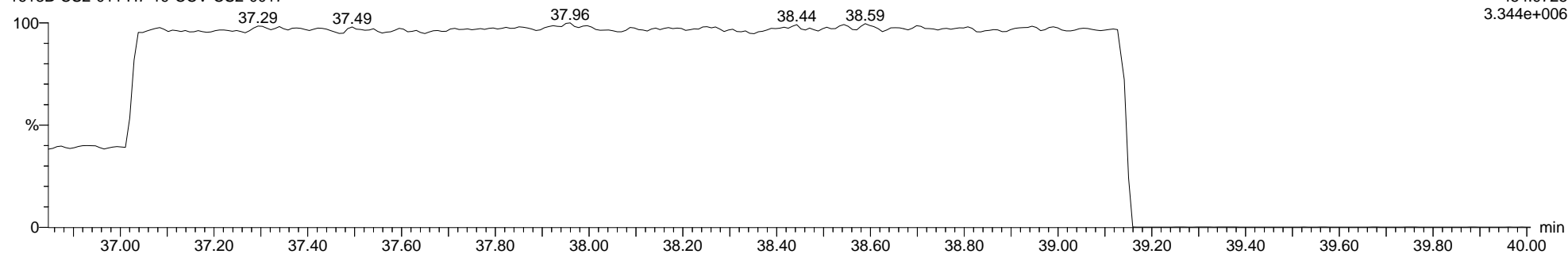
7-190724A02 Smooth(SG,1x1)

1613B-CS2-011 H7-19-CCV-CS2-0017



7-190724A02 Smooth(SG,1x1)

1613B-CS2-011 H7-19-CCV-CS2-0017



Quantify Sample Report MassLynx MassLynx V4.1 SCN 901

Dataset: C:\MassLynx\Dioxin.PRO\Result Files\7-190724A-ICAL_M23.qld

Last Altered: Thursday, July 25, 2019 09:29:35 Eastern Daylight Time


Printed: Friday, August 30, 2019 14:29:16 Eastern Daylight Time

Name: 7-190724A02, Date: 24-Jul-2019, Time: 16:37:39, ID: H7-19-CCV-CS2-0017, Description: 1613B-CS2-011, Vial: Tray1:3

13C-OCDD ES

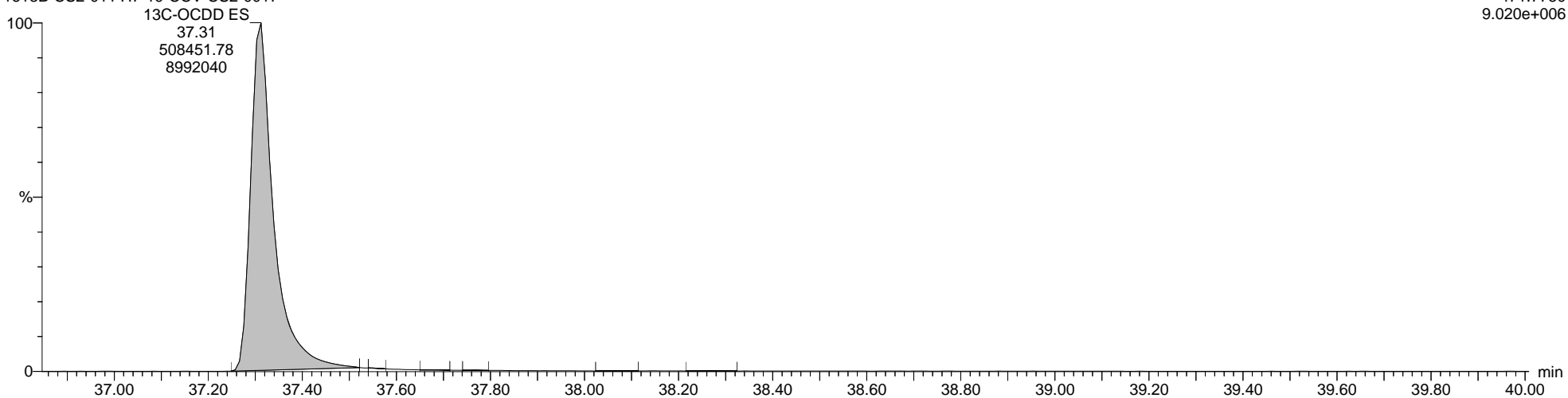
7-190724A02 Smooth(SG,1x1)
1613B-CS2-011 H7-19-CCV-CS2-0017

F5:Voltage SIR,EI+
469.7779
8.060e+006



7-190724A02 Smooth(SG,1x1)
1613B-CS2-011 H7-19-CCV-CS2-0017

F5:Voltage SIR,EI+
471.7750
9.020e+006



Quantify Sample Report MassLynx MassLynx V4.1 SCN 901

Dataset: C:\MassLynx\Dioxin.PRO\Result Files\7-190724A-ICAL_M23.qld

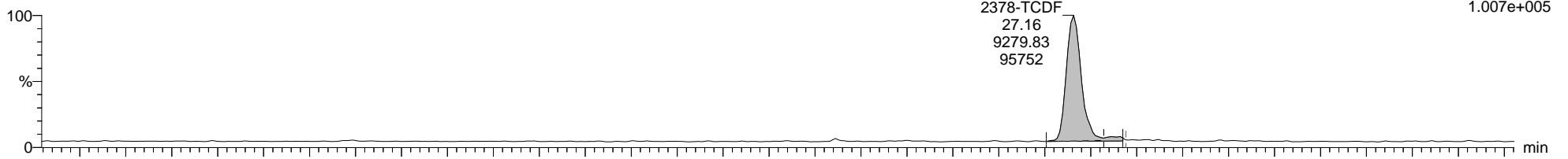
Last Altered: Thursday, July 25, 2019 09:29:35 Eastern Daylight Time
Printed: Friday, August 30, 2019 14:29:16 Eastern Daylight Time

Name: 7-190724A02, Date: 24-Jul-2019, Time: 16:37:39, ID: H7-19-CCV-CS2-0017, Description: 1613B-CS2-011, Vial: Tray1:3

Total-Tetrafurans

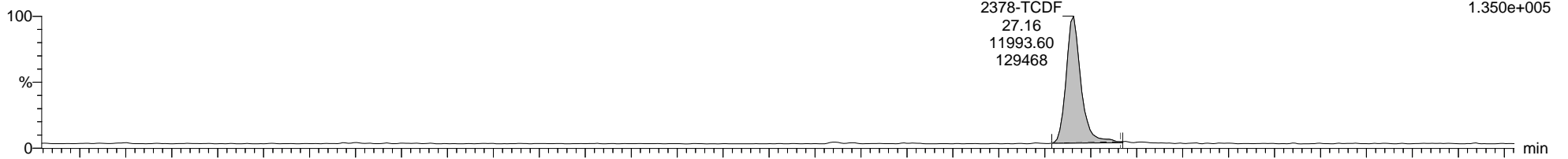
7-190724A02 Smooth(SG,1x1)
1613B-CS2-011 H7-19-CCV-CS2-0017

F1:Voltage SIR,EI+
303.9016
1.007e+005



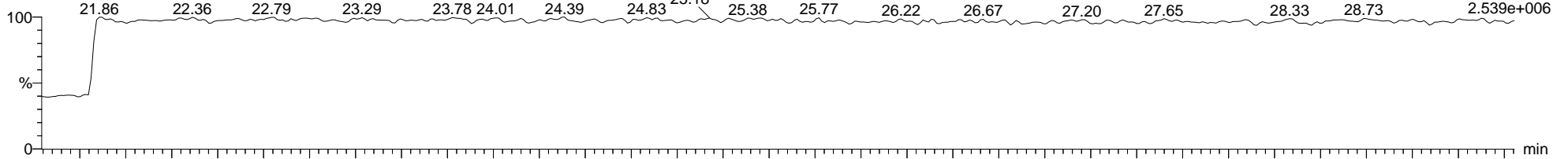
7-190724A02 Smooth(SG,1x1)
1613B-CS2-011 H7-19-CCV-CS2-0017

F1:Voltage SIR,EI+
305.8987
1.350e+005



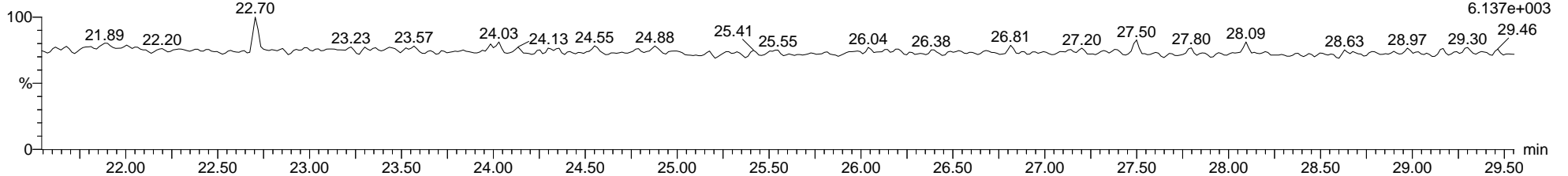
7-190724A02 Smooth(SG,1x1)
1613B-CS2-011 H7-19-CCV-CS2-0017

F1:Voltage SIR,EI+
316.9824
2.539e+006



7-190724A02 Smooth(SG,1x1)
1613B-CS2-011 H7-19-CCV-CS2-0017

F1:Voltage SIR,EI+
375.8364
6.137e+003



Dataset: C:\MassLynx\Dioxin.PRO\Result Files\7-190724A-ICAL_M23.qld

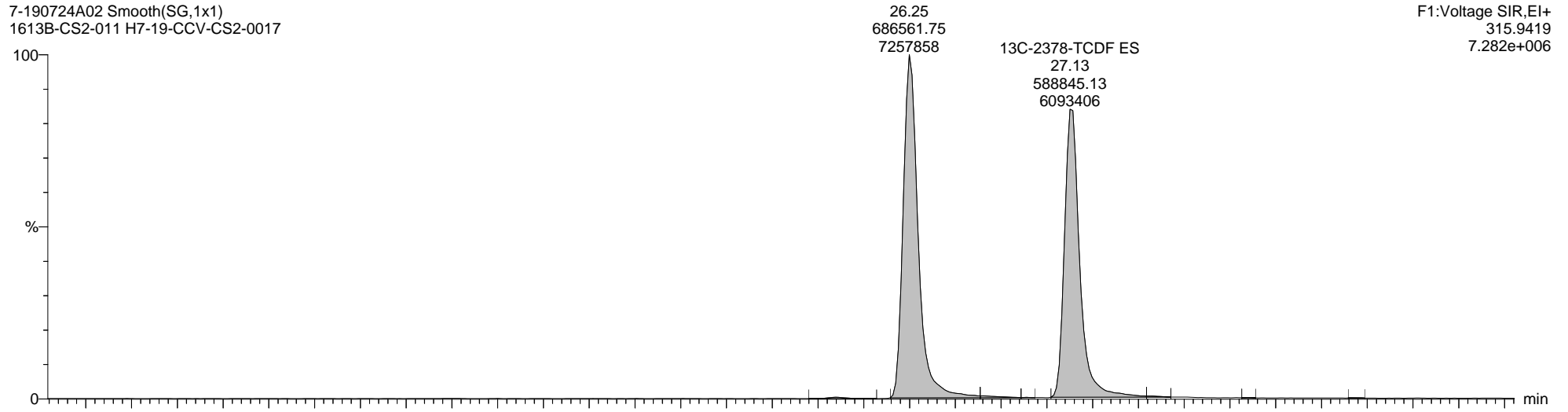
Last Altered: Thursday, July 25, 2019 09:29:35 Eastern Daylight Time

Printed: Friday, August 30, 2019 14:29:16 Eastern Daylight Time

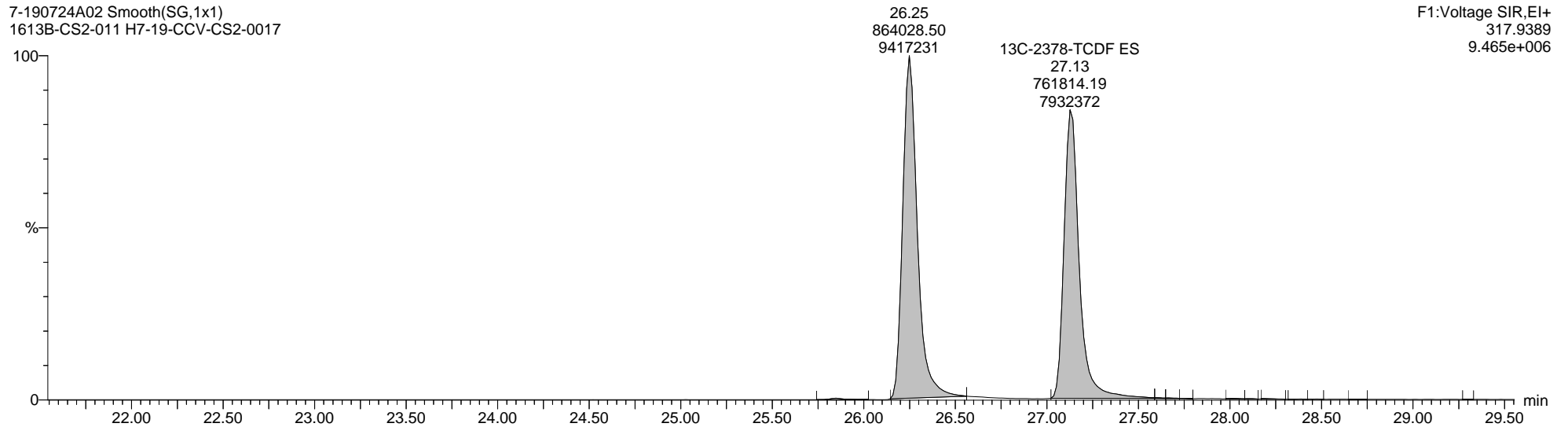
Name: 7-190724A02, Date: 24-Jul-2019, Time: 16:37:39, ID: H7-19-CCV-CS2-0017, Description: 1613B-CS2-011, Vial: Tray1:3

13C-2378-TCDF ES

7-190724A02 Smooth(SG,1x1)
1613B-CS2-011 H7-19-CCV-CS2-0017



7-190724A02 Smooth(SG,1x1)
1613B-CS2-011 H7-19-CCV-CS2-0017



Quantify Sample Report MassLynx MassLynx V4.1 SCN 901

Dataset: C:\MassLynx\Dioxin.PRO\Result Files\7-190724A-ICAL_M23.qld

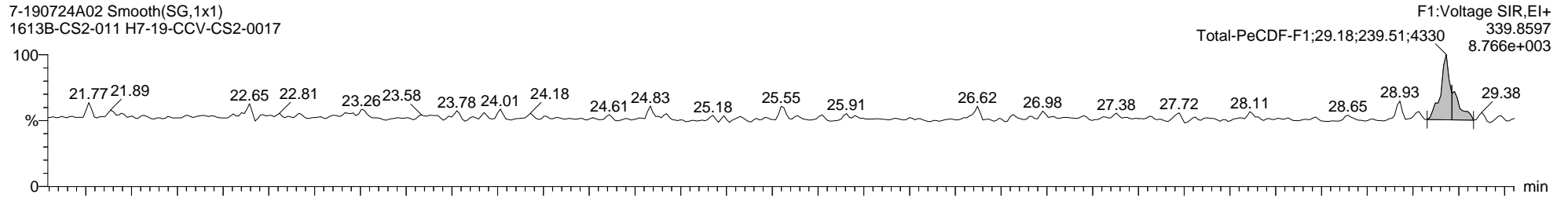
Last Altered: Thursday, July 25, 2019 09:29:35 Eastern Daylight Time

Printed: Friday, August 30, 2019 14:29:16 Eastern Daylight Time

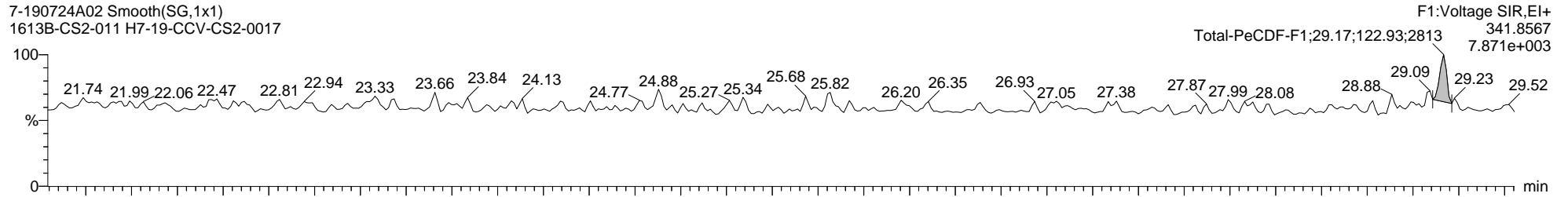
Name: 7-190724A02, Date: 24-Jul-2019, Time: 16:37:39, ID: H7-19-CCV-CS2-0017, Description: 1613B-CS2-011, Vial: Tray1:3

Total-PeCDF-F1

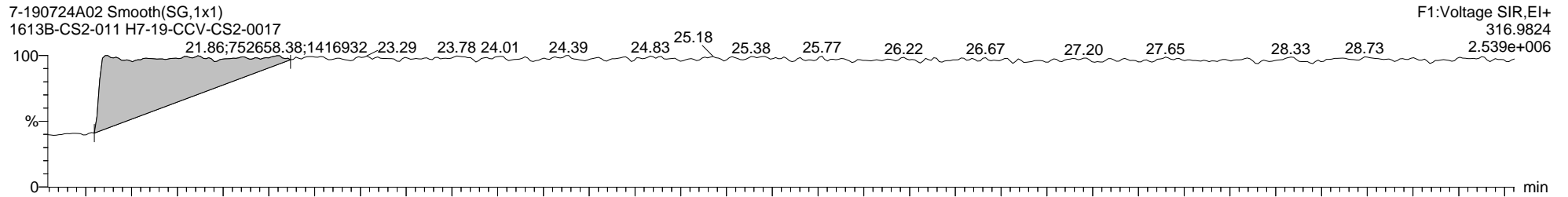
7-190724A02 Smooth(SG,1x1)
1613B-CS2-011 H7-19-CCV-CS2-0017



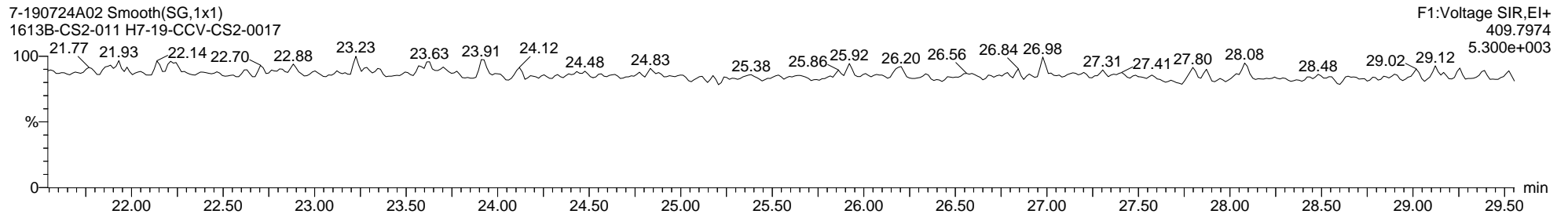
7-190724A02 Smooth(SG,1x1)
1613B-CS2-011 H7-19-CCV-CS2-0017



7-190724A02 Smooth(SG,1x1)
1613B-CS2-011 H7-19-CCV-CS2-0017



7-190724A02 Smooth(SG,1x1)
1613B-CS2-011 H7-19-CCV-CS2-0017



Quantify Sample Report MassLynx MassLynx V4.1 SCN 901

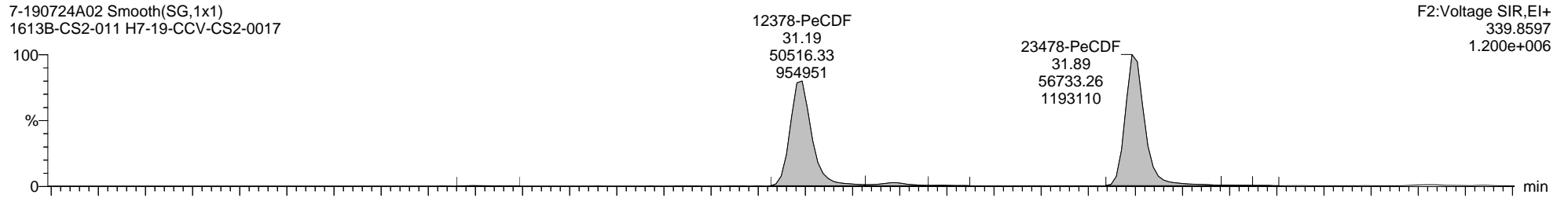
Dataset: C:\MassLynx\Dioxin.PRO\Result Files\7-190724A-ICAL_M23.qld

Last Altered: Thursday, July 25, 2019 09:29:35 Eastern Daylight Time
Printed: Friday, August 30, 2019 14:29:16 Eastern Daylight Time

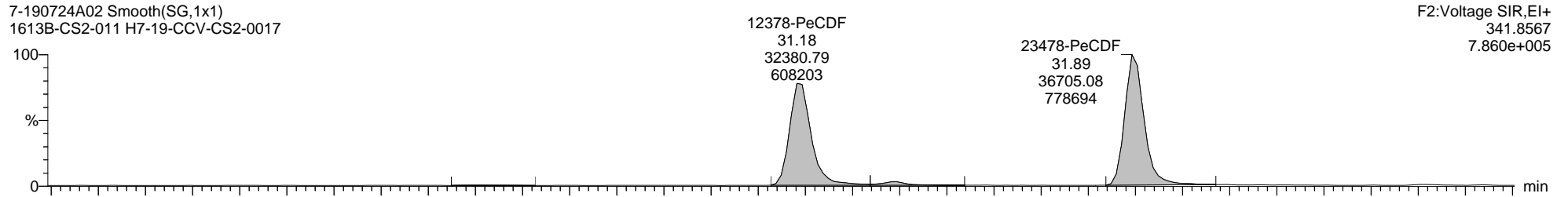
Name: 7-190724A02, Date: 24-Jul-2019, Time: 16:37:39, ID: H7-19-CCV-CS2-0017, Description: 1613B-CS2-011, Vial: Tray1:3

Total-Pentafurans

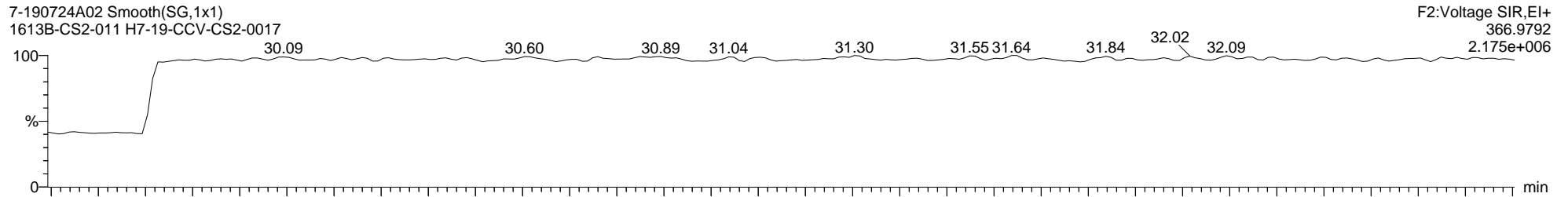
7-190724A02 Smooth(SG,1x1)
1613B-CS2-011 H7-19-CCV-CS2-0017



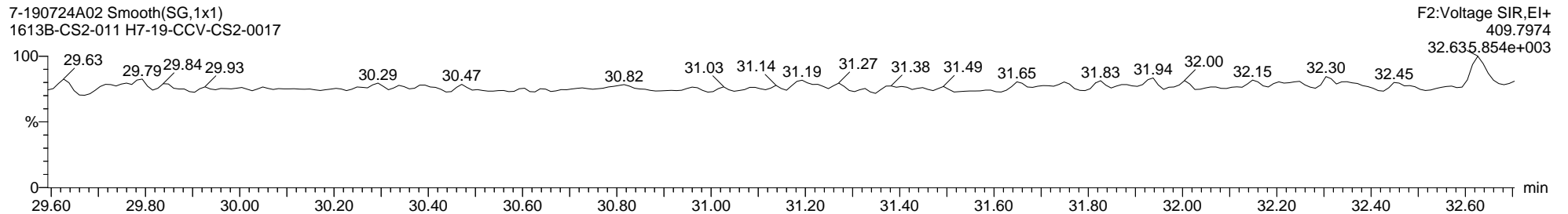
7-190724A02 Smooth(SG,1x1)
1613B-CS2-011 H7-19-CCV-CS2-0017



7-190724A02 Smooth(SG,1x1)
1613B-CS2-011 H7-19-CCV-CS2-0017



7-190724A02 Smooth(SG,1x1)
1613B-CS2-011 H7-19-CCV-CS2-0017



Dataset: C:\MassLynx\Dioxin.PRO\Result Files\7-190724A-ICAL_M23.qld

Last Altered: Thursday, July 25, 2019 09:29:35 Eastern Daylight Time

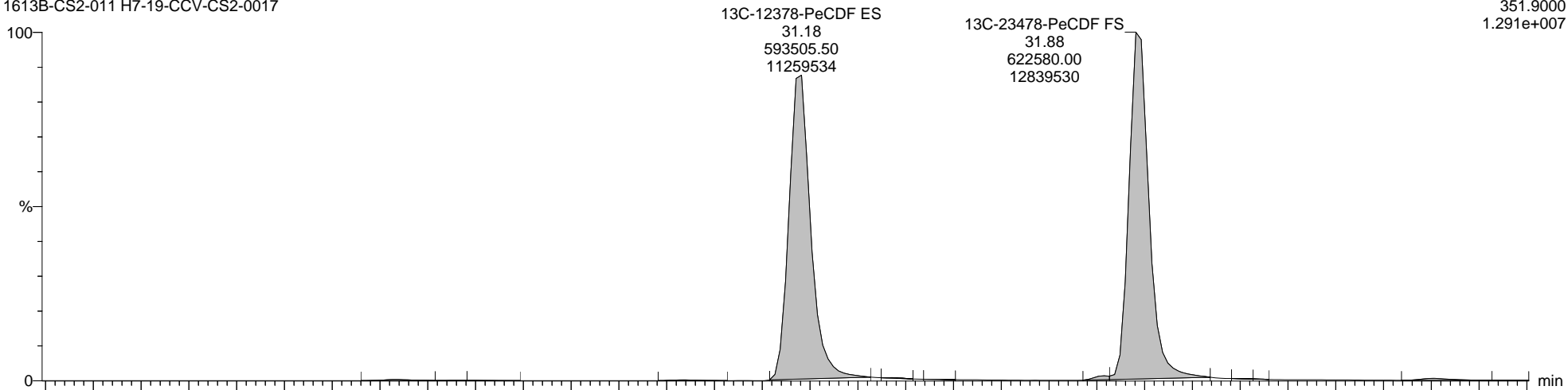
Printed: Friday, August 30, 2019 14:29:16 Eastern Daylight Time

Name: 7-190724A02, Date: 24-Jul-2019, Time: 16:37:39, ID: H7-19-CCV-CS2-0017, Description: 1613B-CS2-011, Vial: Tray1:3

13C-12378-PeCDF ES

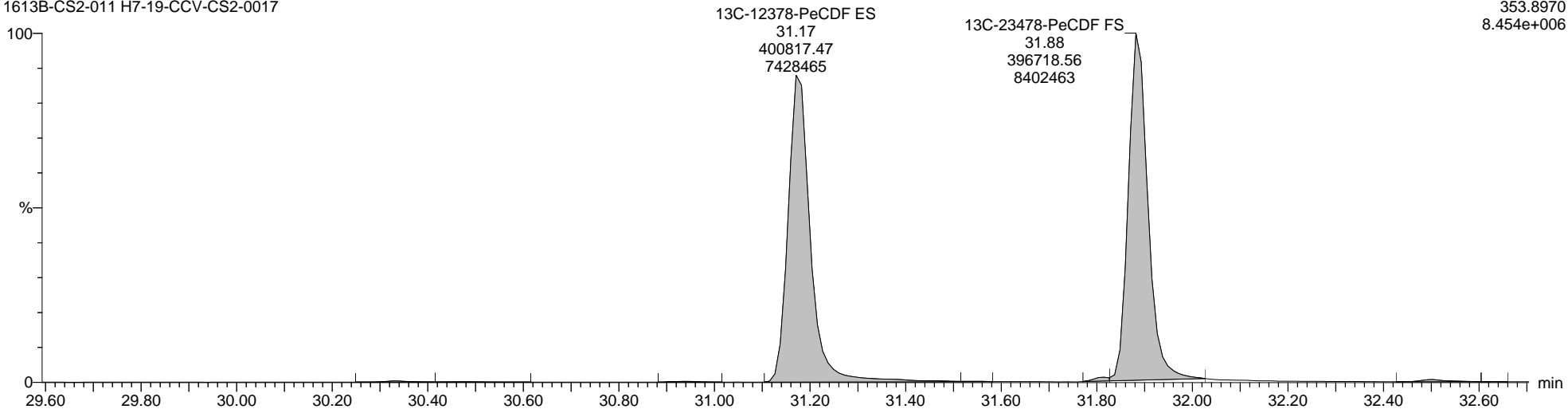
7-190724A02 Smooth(SG,1x1)
1613B-CS2-011 H7-19-CCV-CS2-0017

F2:Voltage SIR,EI+
351.9000
1.291e+007



7-190724A02 Smooth(SG,1x1)
1613B-CS2-011 H7-19-CCV-CS2-0017

F2:Voltage SIR,EI+
353.8970
8.454e+006



Quantify Sample Report MassLynx MassLynx V4.1 SCN 901

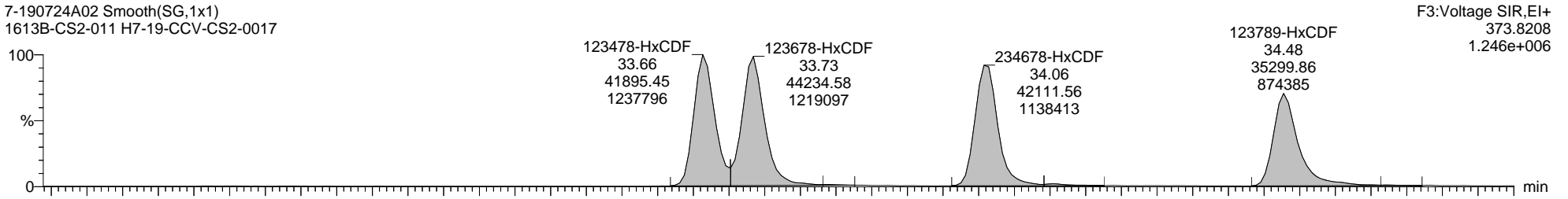
Dataset: C:\MassLynx\Dioxin.PRO\Result Files\7-190724A-ICAL_M23.qld

Last Altered: Thursday, July 25, 2019 09:29:35 Eastern Daylight Time
Printed: Friday, August 30, 2019 14:29:16 Eastern Daylight Time

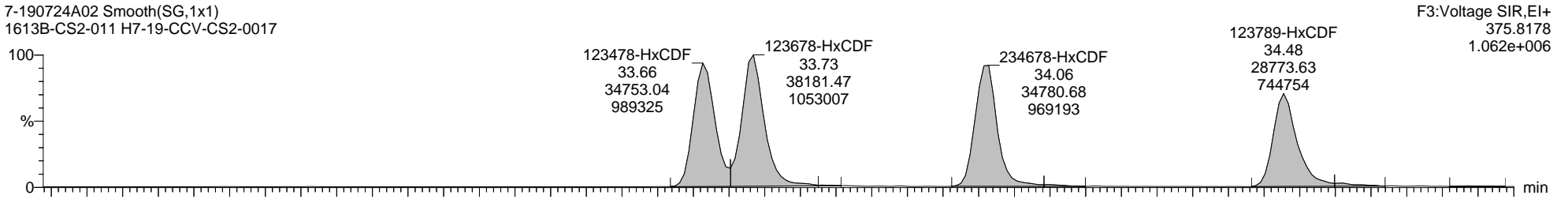
Name: 7-190724A02, Date: 24-Jul-2019, Time: 16:37:39, ID: H7-19-CCV-CS2-0017, Description: 1613B-CS2-011, Vial: Tray1:3

Total-Hexafurans

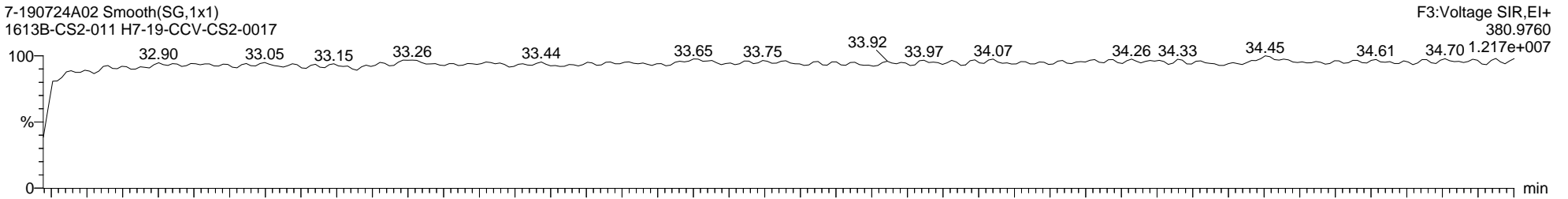
7-190724A02 Smooth(SG,1x1)
1613B-CS2-011 H7-19-CCV-CS2-0017



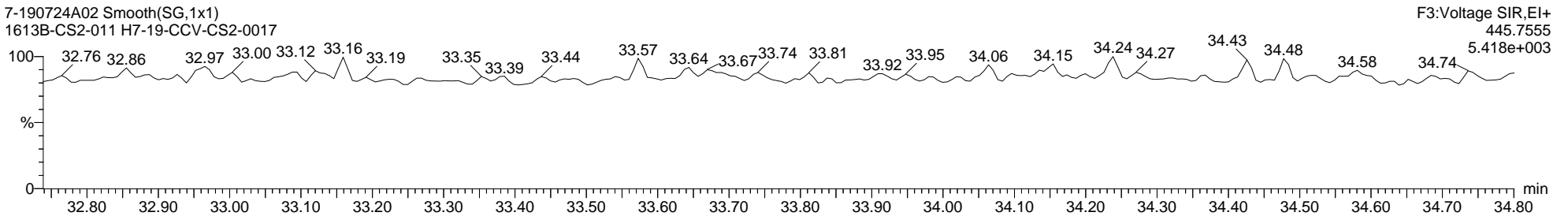
7-190724A02 Smooth(SG,1x1)
1613B-CS2-011 H7-19-CCV-CS2-0017



7-190724A02 Smooth(SG,1x1)
1613B-CS2-011 H7-19-CCV-CS2-0017



7-190724A02 Smooth(SG,1x1)
1613B-CS2-011 H7-19-CCV-CS2-0017



Quantify Sample Report

MassLynx MassLynx V4.1 SCN 901

Dataset: C:\MassLynx\Dioxin.PRO\Result Files\7-190724A-ICAL_M23.qld

Last Altered: Thursday, July 25, 2019 09:29:35 Eastern Daylight Time

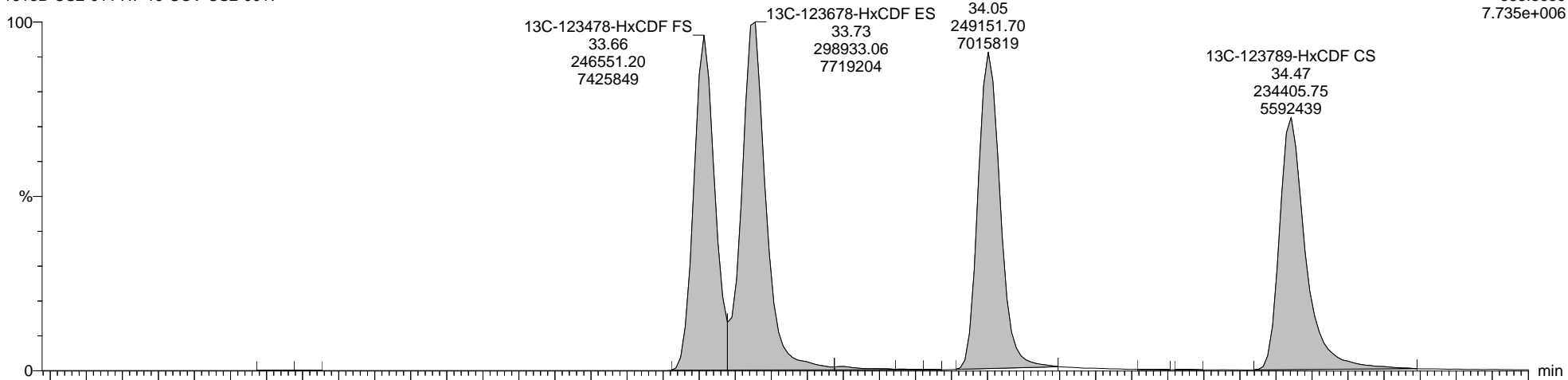
Printed: Friday, August 30, 2019 14:29:16 Eastern Daylight Time

Name: 7-190724A02, Date: 24-Jul-2019, Time: 16:37:39, ID: H7-19-CCV-CS2-0017, Description: 1613B-CS2-011, Vial: Tray1:3

13C-123678-HxCDF ES

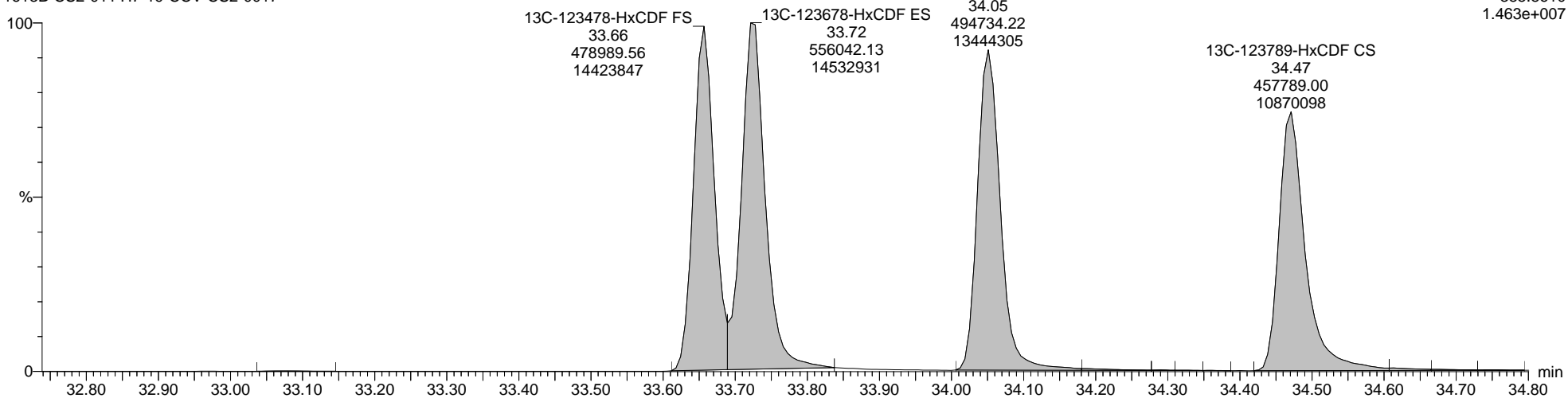
7-190724A02 Smooth(SG,1x1)
1613B-CS2-011 H7-19-CCV-CS2-0017

F3:Voltage SIR,EI+
383.8639
7.735e+006



7-190724A02 Smooth(SG,1x1)
1613B-CS2-011 H7-19-CCV-CS2-0017

F3:Voltage SIR,EI+
385.8610
1.463e+007



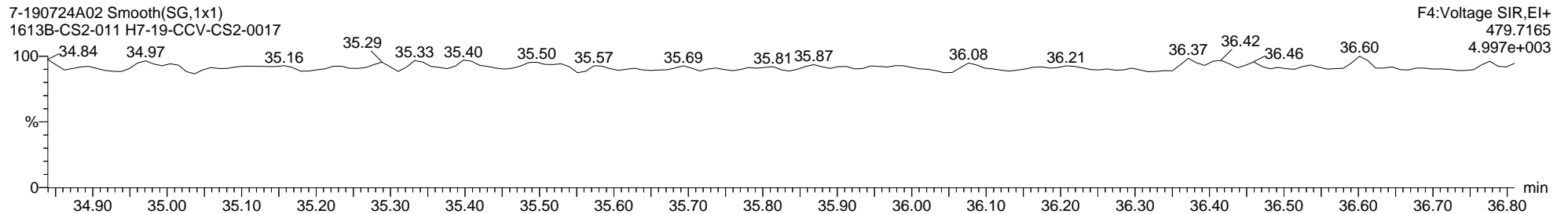
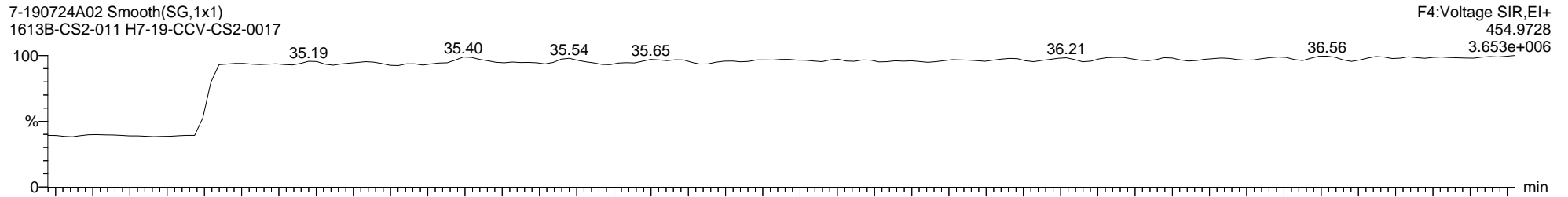


Quantify Sample Report MassLynx MassLynx V4.1 SCN 901

Dataset: C:\MassLynx\Dioxin.PRO\Result Files\7-190724A-ICAL_M23.qld

Last Altered: Thursday, July 25, 2019 09:29:35 Eastern Daylight Time
Printed: Friday, August 30, 2019 14:29:16 Eastern Daylight Time

Name: 7-190724A02, Date: 24-Jul-2019, Time: 16:37:39, ID: H7-19-CCV-CS2-0017, Description: 1613B-CS2-011, Vial: Tray1:3

Total-Heptafurans



Quantify Sample Report MassLynx MassLynx V4.1 SCN 901

Dataset: C:\MassLynx\Dioxin.PRO\Result Files\7-190724A-ICAL_M23.qld

Last Altered: Thursday, July 25, 2019 09:29:35 Eastern Daylight Time

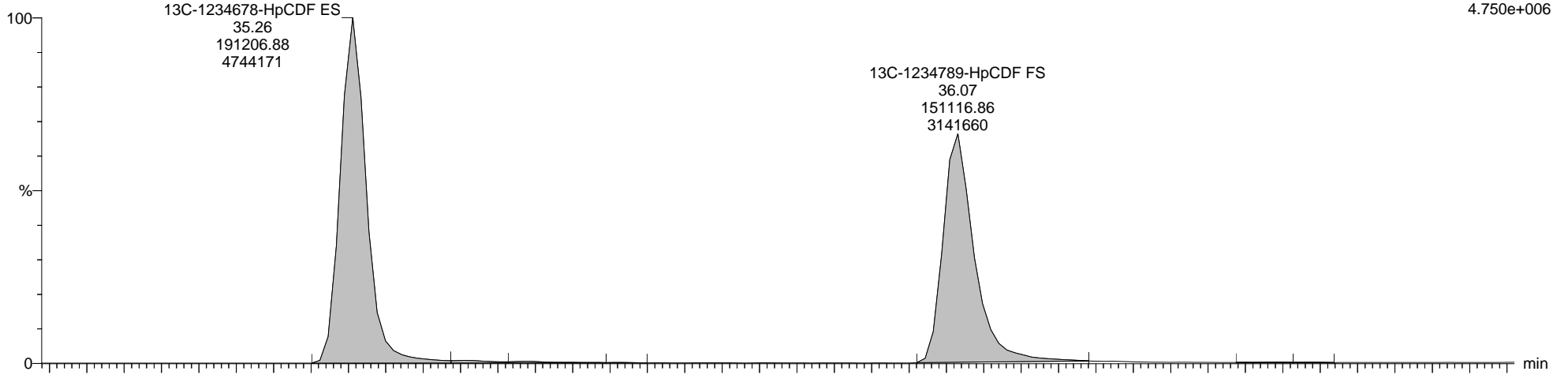
Printed: Friday, August 30, 2019 14:29:16 Eastern Daylight Time

Name: 7-190724A02, Date: 24-Jul-2019, Time: 16:37:39, ID: H7-19-CCV-CS2-0017, Description: 1613B-CS2-011, Vial: Tray1:3

13C-1234678-HpCDF ES

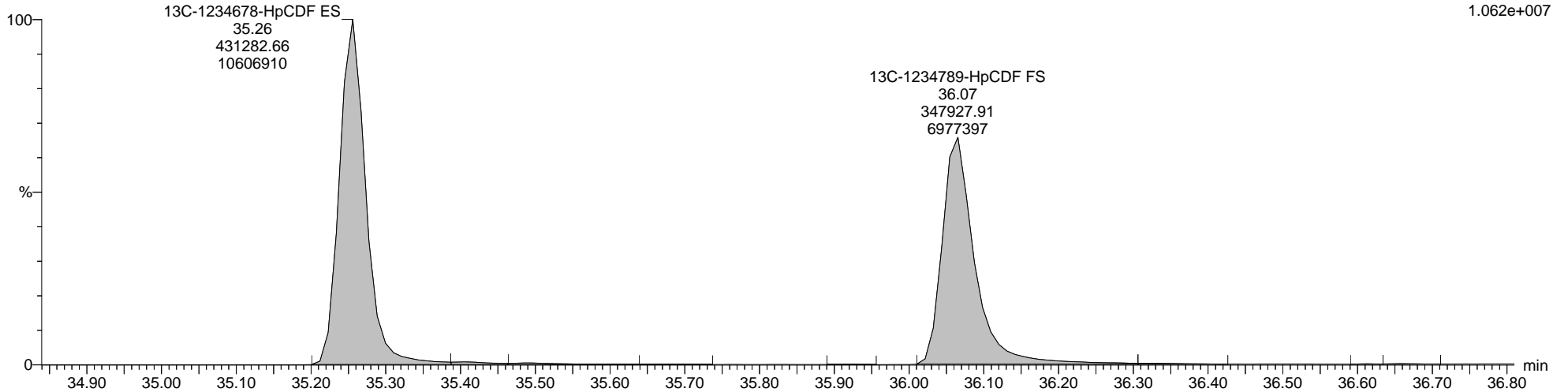
7-190724A02 Smooth(SG,1x1)
1613B-CS2-011 H7-19-CCV-CS2-0017

F4:Voltage SIR,EI+
417.8253
4.750e+006



7-190724A02 Smooth(SG,1x1)
1613B-CS2-011 H7-19-CCV-CS2-0017

F4:Voltage SIR,EI+
419.8220
1.062e+007



Quantify Sample Report MassLynx MassLynx V4.1 SCN 901

Dataset: C:\MassLynx\Dioxin.PRO\Result Files\7-190724A-ICAL_M23.qld

Last Altered: Thursday, July 25, 2019 09:29:35 Eastern Daylight Time

Printed: Friday, August 30, 2019 14:29:16 Eastern Daylight Time

Name: 7-190724A02, Date: 24-Jul-2019, Time: 16:37:39, ID: H7-19-CCV-CS2-0017, Description: 1613B-CS2-011, Vial: Tray1:3

Totals-OCDF

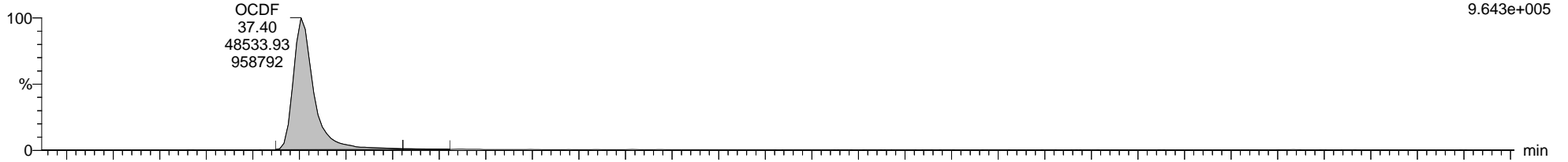
7-190724A02 Smooth(SG,1x1)

1613B-CS2-011 H7-19-CCV-CS2-0017

F5:Voltage SIR,EI+

441.7428

9.643e+005



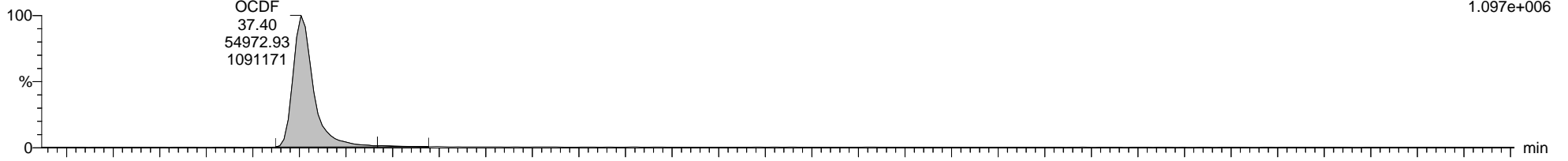
7-190724A02 Smooth(SG,1x1)

1613B-CS2-011 H7-19-CCV-CS2-0017

F5:Voltage SIR,EI+

443.7398

1.097e+006



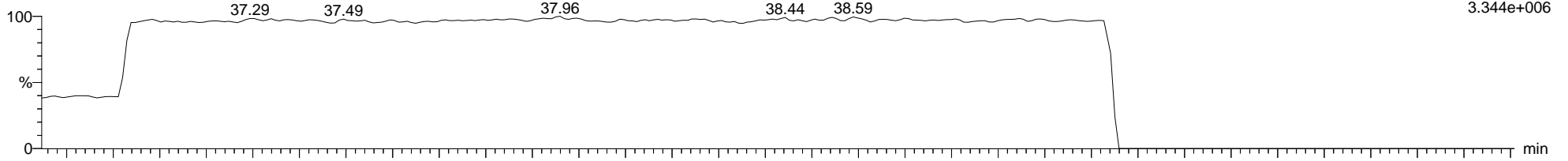
7-190724A02 Smooth(SG,1x1)

1613B-CS2-011 H7-19-CCV-CS2-0017

F5:Voltage SIR,EI+

454.9728

3.344e+006



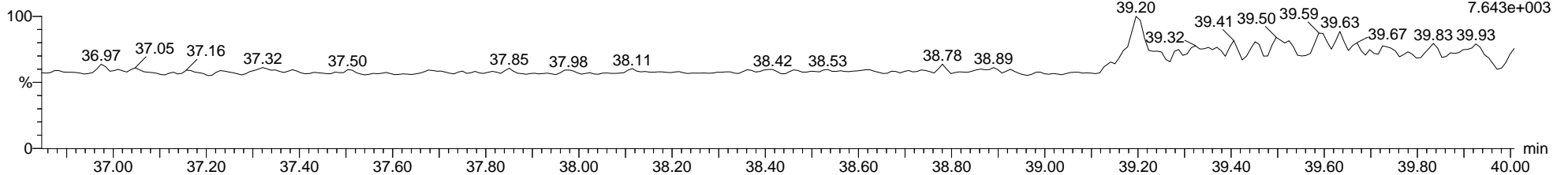
7-190724A02 Smooth(SG,1x1)

1613B-CS2-011 H7-19-CCV-CS2-0017

F5:Voltage SIR,EI+

513.6775

7.643e+003



Quantify Sample Report MassLynx MassLynx V4.1 SCN 901

Dataset: C:\MassLynx\Dioxin.PRO\Result Files\7-190724A-ICAL_M23.qld

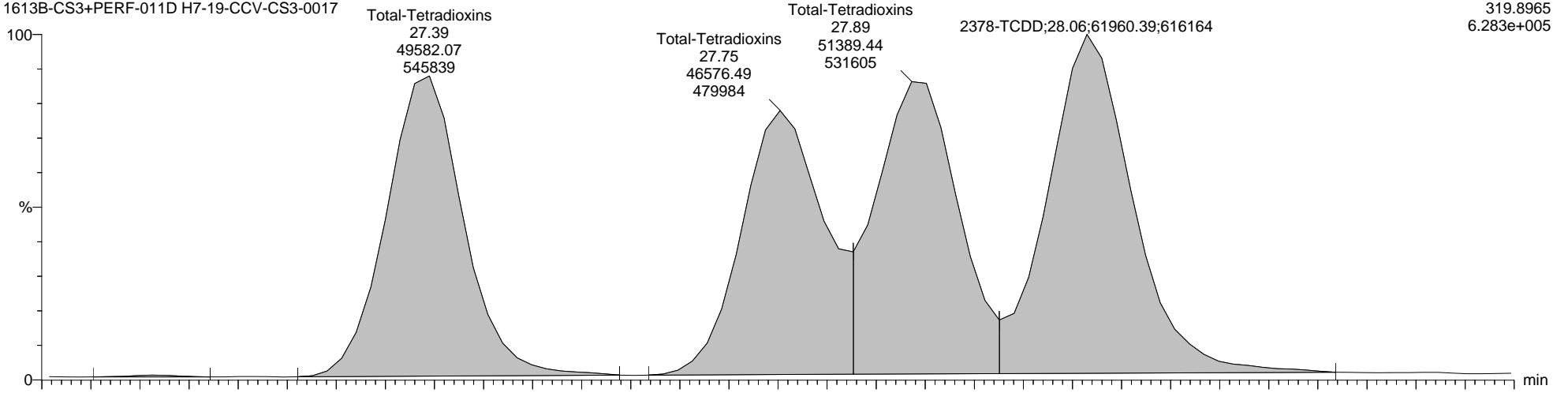
Last Altered: Thursday, July 25, 2019 09:29:35 Eastern Daylight Time
Printed: Friday, August 30, 2019 14:29:16 Eastern Daylight Time

Name: 7-190724A01, Date: 24-Jul-2019, Time: 15:56:22, ID: H7-19-CCV-CS3-0017, Description: 1613B-CS3+PERF-011D, Vial: Tray1:1

2378-TCDD

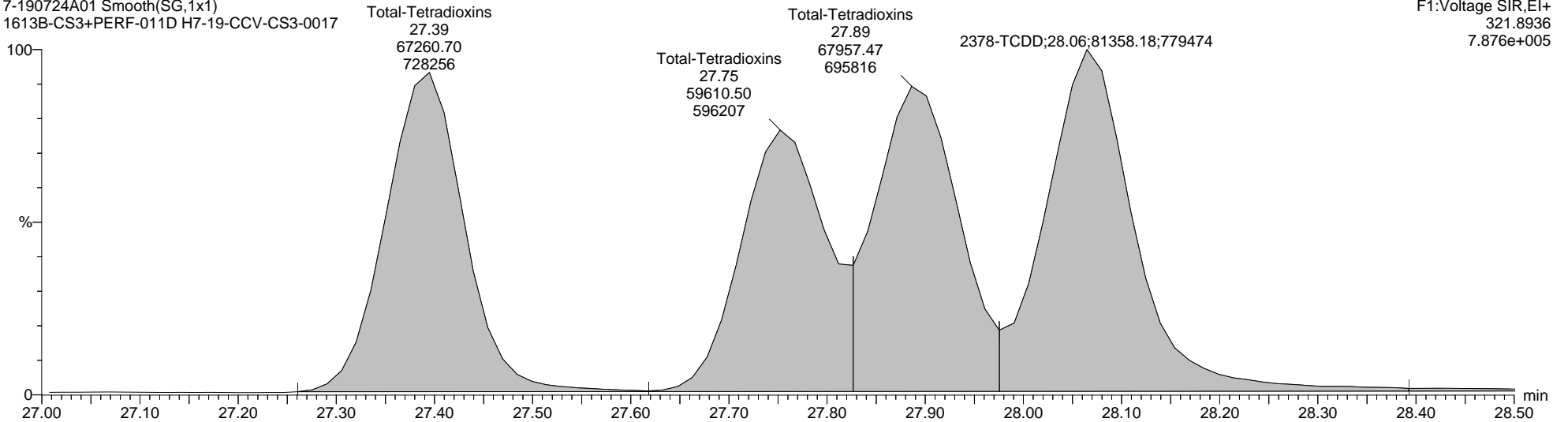
7-190724A01 Smooth(SG,1x1)
1613B-CS3+PERF-011D H7-19-CCV-CS3-0017

F1:Voltage SIR,EI+
319.8965
6.283e+005



7-190724A01 Smooth(SG,1x1)
1613B-CS3+PERF-011D H7-19-CCV-CS3-0017

F1:Voltage SIR,EI+
321.8936
7.876e+005



Dataset: C:\MassLynx\Dioxin.PRO\Result Files\7-190724A-ICAL_M23.qld

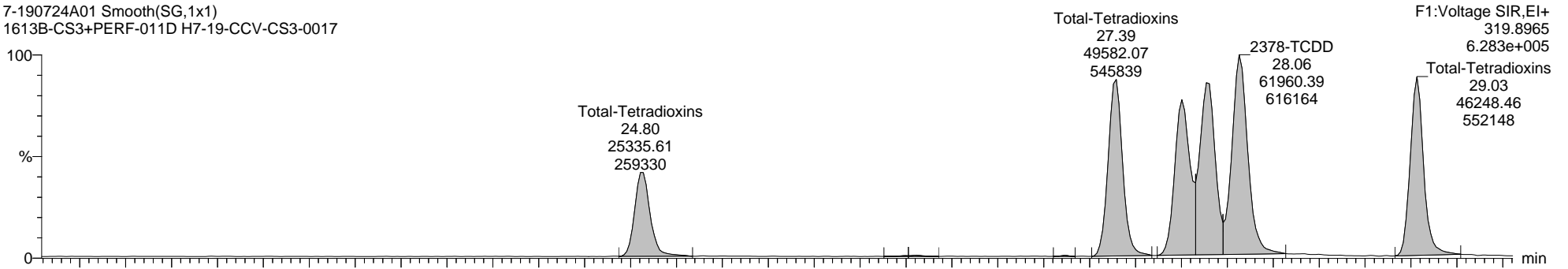
Last Altered: Thursday, July 25, 2019 09:29:35 Eastern Daylight Time

Printed: Friday, August 30, 2019 14:29:16 Eastern Daylight Time

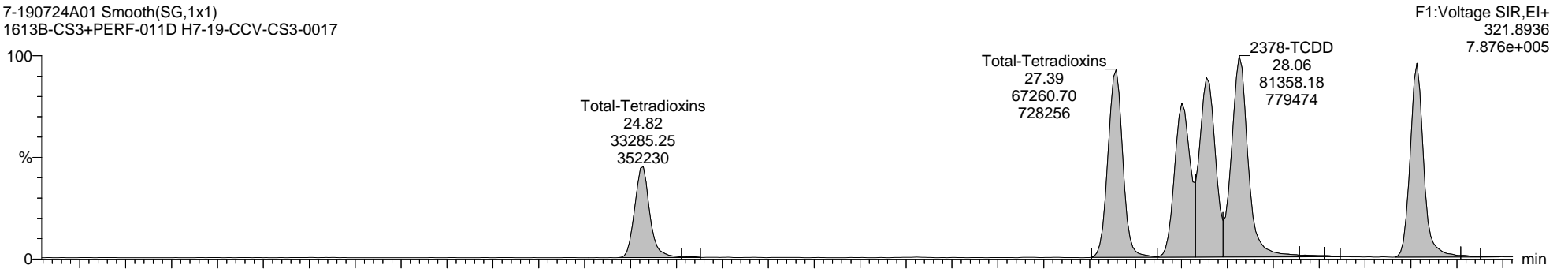
Name: 7-190724A01, Date: 24-Jul-2019, Time: 15:56:22, ID: H7-19-CCV-CS3-0017, Description: 1613B-CS3+PERF-011D, Vial: Tray1:1

Total-Tetradoxins

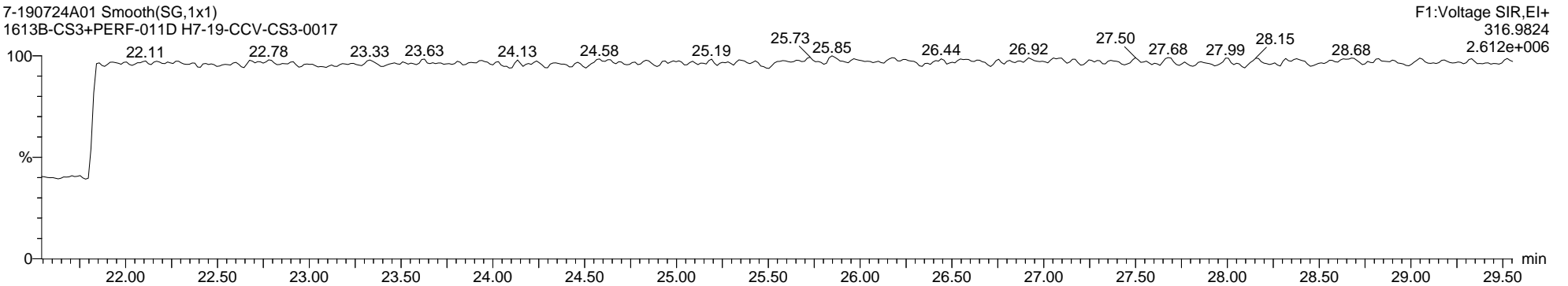
7-190724A01 Smooth(SG,1x1)
1613B-CS3+PERF-011D H7-19-CCV-CS3-0017



7-190724A01 Smooth(SG,1x1)
1613B-CS3+PERF-011D H7-19-CCV-CS3-0017



7-190724A01 Smooth(SG,1x1)
1613B-CS3+PERF-011D H7-19-CCV-CS3-0017



Dataset: C:\MassLynx\Dioxin.PRO\Result Files\7-190724A-ICAL_M23.qld

Last Altered: Thursday, July 25, 2019 09:29:35 Eastern Daylight Time


Printed: Friday, August 30, 2019 14:29:16 Eastern Daylight Time

Name: 7-190724A01, Date: 24-Jul-2019, Time: 15:56:22, ID: H7-19-CCV-CS3-0017, Description: 1613B-CS3+PERF-011D, Vial: Tray1:1

13C-2378-TCDD ES

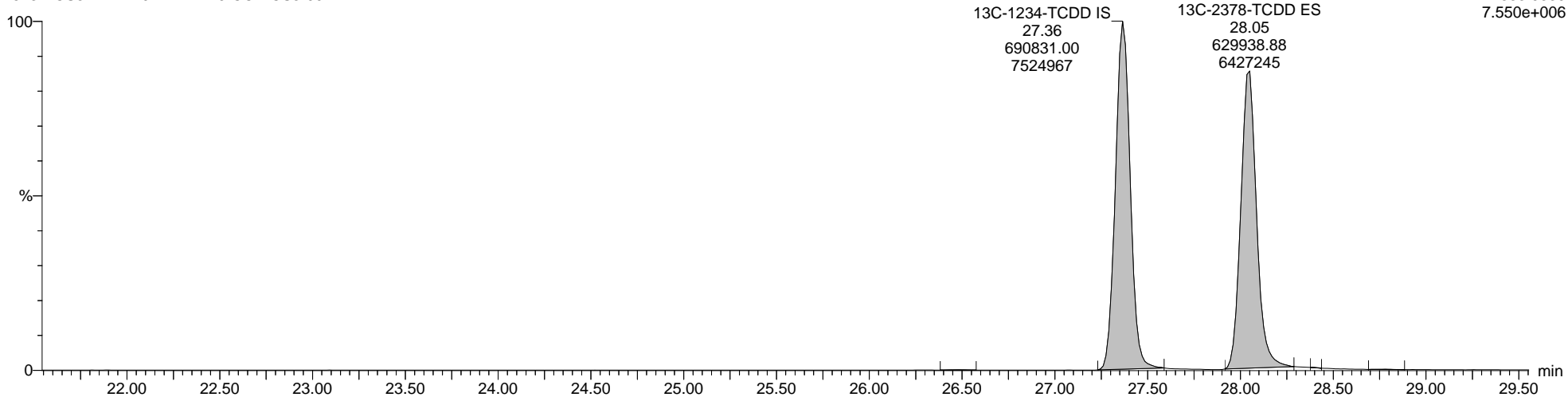
7-190724A01 Smooth(SG,1x1)
1613B-CS3+PERF-011D H7-19-CCV-CS3-0017

F1:Voltage SIR,EI+
331.9368
6.036e+006



7-190724A01 Smooth(SG,1x1)
1613B-CS3+PERF-011D H7-19-CCV-CS3-0017

F1:Voltage SIR,EI+
333.9339
7.550e+006



Quantify Sample Report MassLynx MassLynx V4.1 SCN 901

Dataset: C:\MassLynx\Dioxin.PRO\Result Files\7-190724A-ICAL_M23.qld

Last Altered: Thursday, July 25, 2019 09:29:35 Eastern Daylight Time


Printed: Friday, August 30, 2019 14:29:16 Eastern Daylight Time

Name: 7-190724A01, Date: 24-Jul-2019, Time: 15:56:22, ID: H7-19-CCV-CS3-0017, Description: 1613B-CS3+PERF-011D, Vial: Tray1:1

Totals-37Cl-2378-TCDD

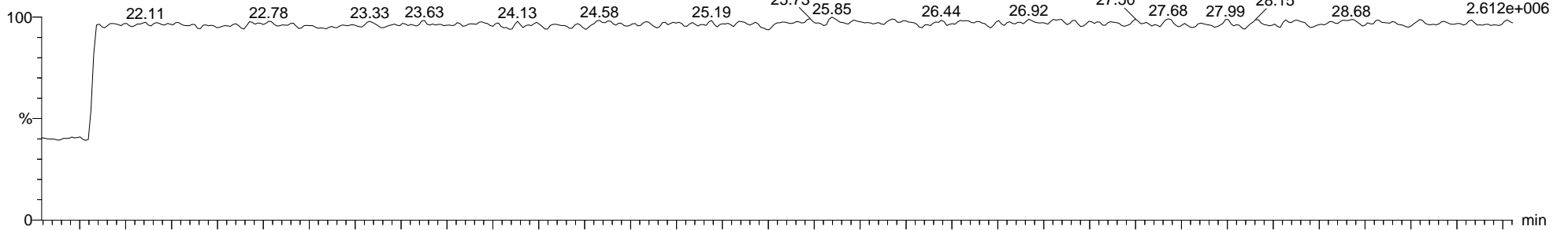
7-190724A01 Smooth(SG,1x1)
1613B-CS3+PERF-011D H7-19-CCV-CS3-0017

F1:Voltage SIR,EI+
327.8847
1.404e+006



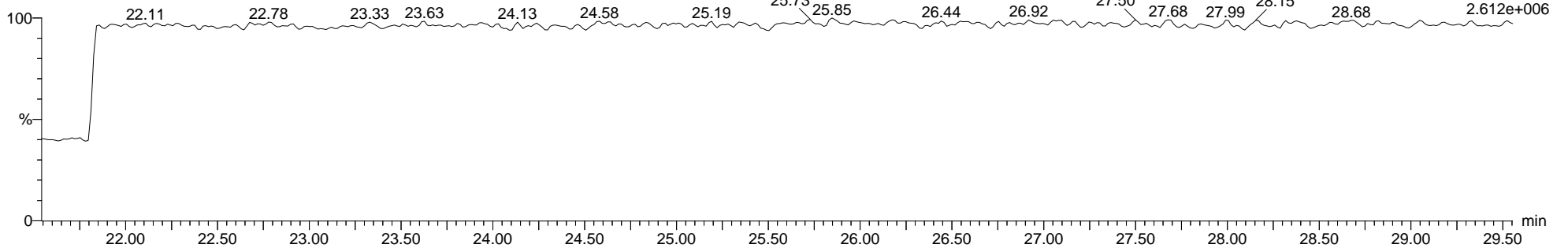
7-190724A01 Smooth(SG,1x1)
1613B-CS3+PERF-011D H7-19-CCV-CS3-0017

F1:Voltage SIR,EI+
316.9824
2.612e+006



7-190724A01 Smooth(SG,1x1)
1613B-CS3+PERF-011D H7-19-CCV-CS3-0017

F1:Voltage SIR,EI+
316.9824
2.612e+006



Quantify Sample Report MassLynx MassLynx V4.1 SCN 901

Dataset: C:\MassLynx\Dioxin.PRO\Result Files\7-190724A-ICAL_M23.qld


Last Altered: Thursday, July 25, 2019 09:29:35 Eastern Daylight Time

Printed: Friday, August 30, 2019 14:29:16 Eastern Daylight Time


Name: 7-190724A01, Date: 24-Jul-2019, Time: 15:56:22, ID: H7-19-CCV-CS3-0017, Description: 1613B-CS3+PERF-011D, Vial: Tray1:1

Total-Pentadioxins

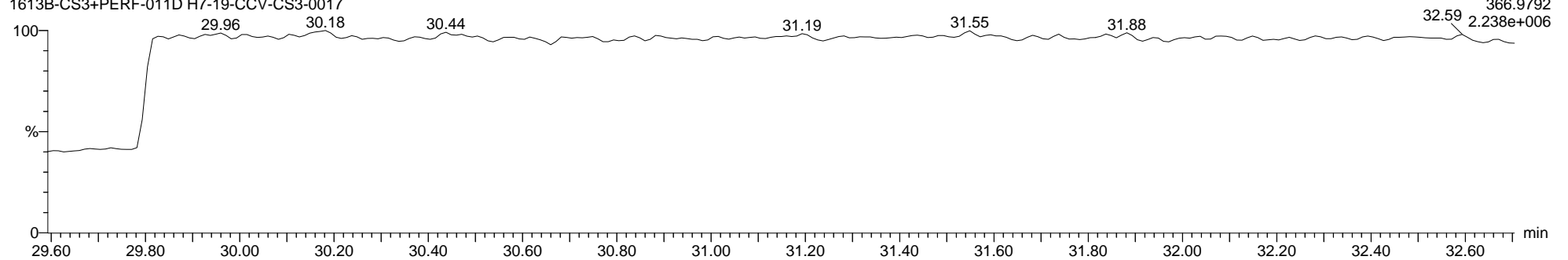
7-190724A01 Smooth(SG,1x1)
1613B-CS3+PERF-011D H7-19-CCV-CS3-0017



7-190724A01 Smooth(SG,1x1)
1613B-CS3+PERF-011D H7-19-CCV-CS3-0017



7-190724A01 Smooth(SG,1x1)
1613B-CS3+PERF-011D H7-19-CCV-CS3-0017



Dataset: C:\MassLynx\Dioxin.PRO\Result Files\7-190724A-ICAL_M23.qld

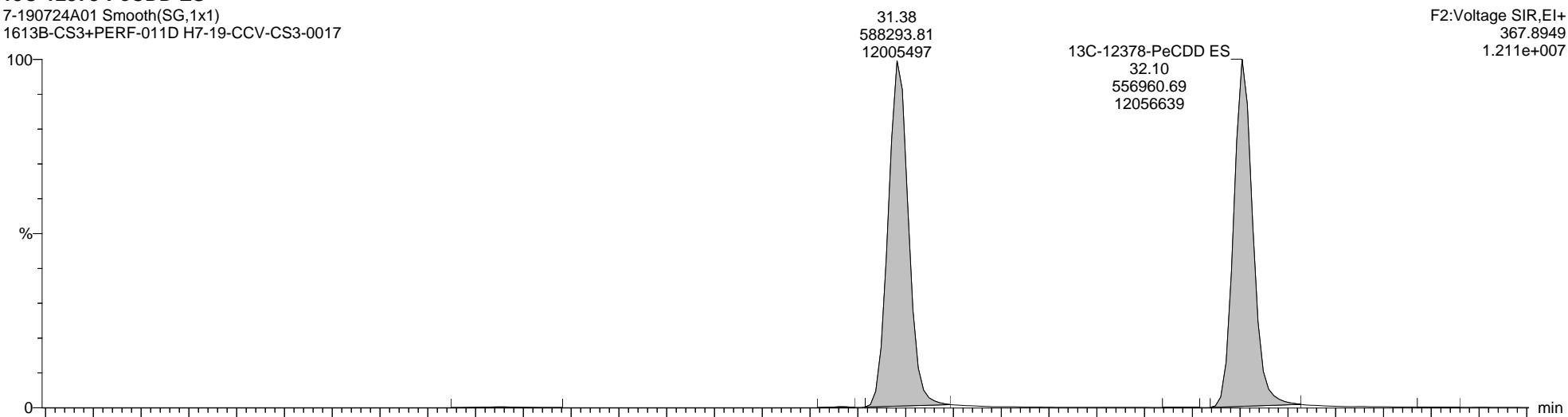
Last Altered: Thursday, July 25, 2019 09:29:35 Eastern Daylight Time

Printed: Friday, August 30, 2019 14:29:16 Eastern Daylight Time

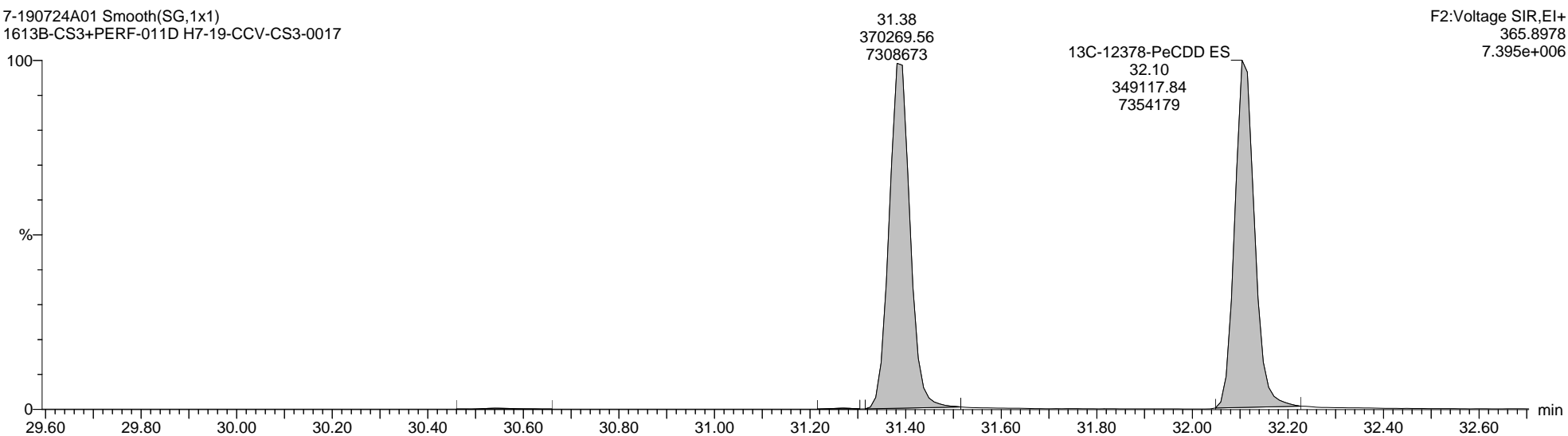
Name: 7-190724A01, Date: 24-Jul-2019, Time: 15:56:22, ID: H7-19-CCV-CS3-0017, Description: 1613B-CS3+PERF-011D, Vial: Tray1:1

13C-12378-PeCDD ES

7-190724A01 Smooth(SG,1x1)
1613B-CS3+PERF-011D H7-19-CCV-CS3-0017



7-190724A01 Smooth(SG,1x1)
1613B-CS3+PERF-011D H7-19-CCV-CS3-0017



Quantify Sample Report MassLynx MassLynx V4.1 SCN 901

Dataset: C:\MassLynx\Dioxin.PRO\Result Files\7-190724A-ICAL_M23.qld

Last Altered: Thursday, July 25, 2019 09:29:35 Eastern Daylight Time

Printed: Friday, August 30, 2019 14:29:16 Eastern Daylight Time

Name: 7-190724A01, Date: 24-Jul-2019, Time: 15:56:22, ID: H7-19-CCV-CS3-0017, Description: 1613B-CS3+PERF-011D, Vial: Tray1:1

Total-Hexadioxins

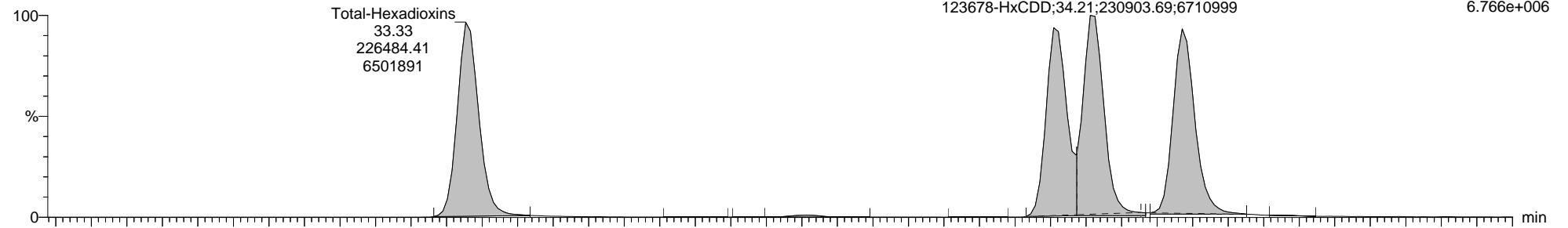
7-190724A01 Smooth(SG,1x1)

1613B-CS3+PERF-011D H7-19-CCV-CS3-0017

F3:Voltage SIR,EI+

389.8157

6.766e+006



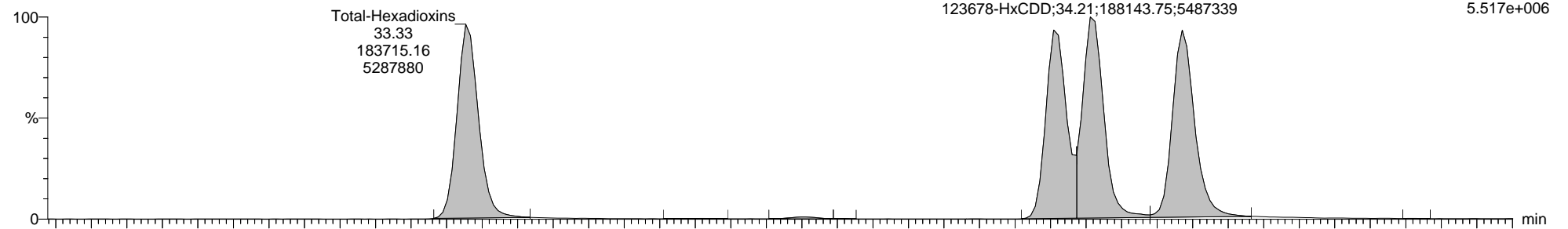
7-190724A01 Smooth(SG,1x1)

1613B-CS3+PERF-011D H7-19-CCV-CS3-0017

F3:Voltage SIR,EI+

391.8127

5.517e+006



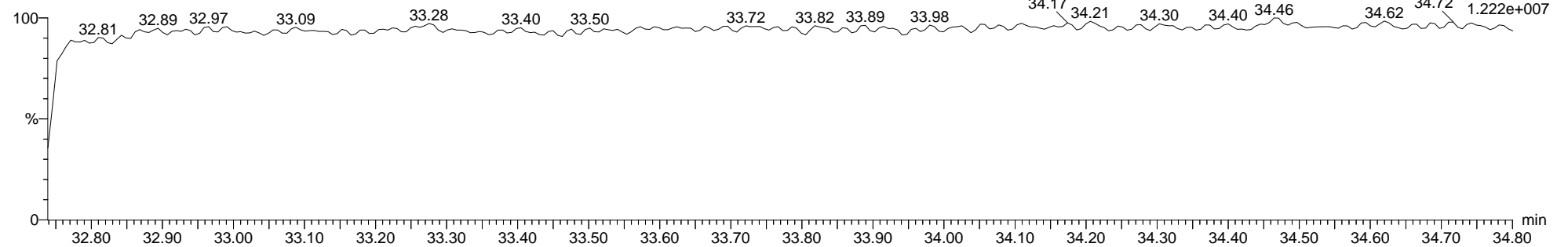
7-190724A01 Smooth(SG,1x1)

1613B-CS3+PERF-011D H7-19-CCV-CS3-0017

F3:Voltage SIR,EI+

380.9760

1.222e+007



Quantify Sample Report MassLynx MassLynx V4.1 SCN 901

Dataset: C:\MassLynx\Dioxin.PRO\Result Files\7-190724A-ICAL_M23.qld

Last Altered: Thursday, July 25, 2019 09:29:35 Eastern Daylight Time

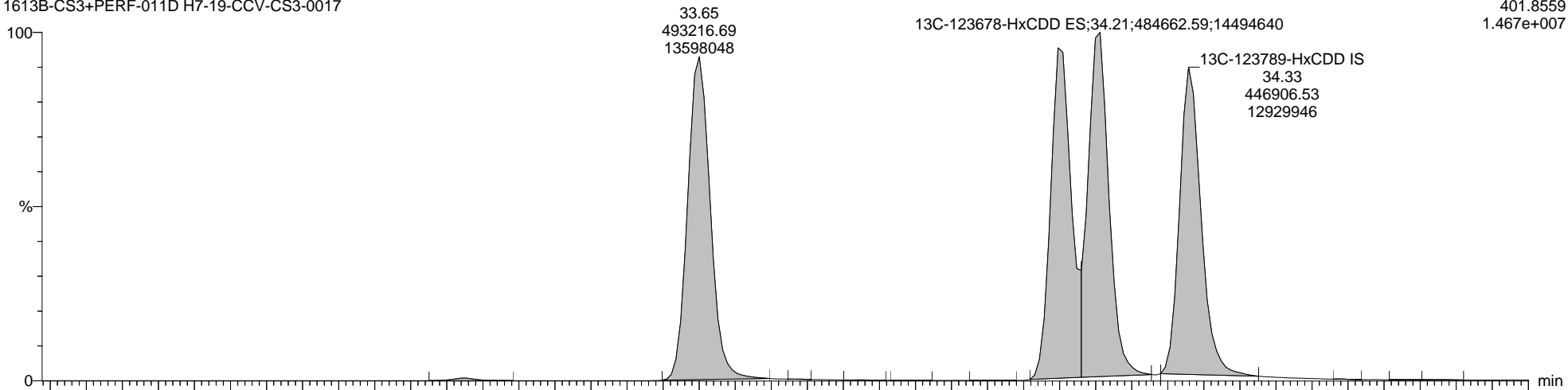
Printed: Friday, August 30, 2019 14:29:16 Eastern Daylight Time

Name: 7-190724A01, Date: 24-Jul-2019, Time: 15:56:22, ID: H7-19-CCV-CS3-0017, Description: 1613B-CS3+PERF-011D, Vial: Tray1:1

13C-123678-HxCDD ES

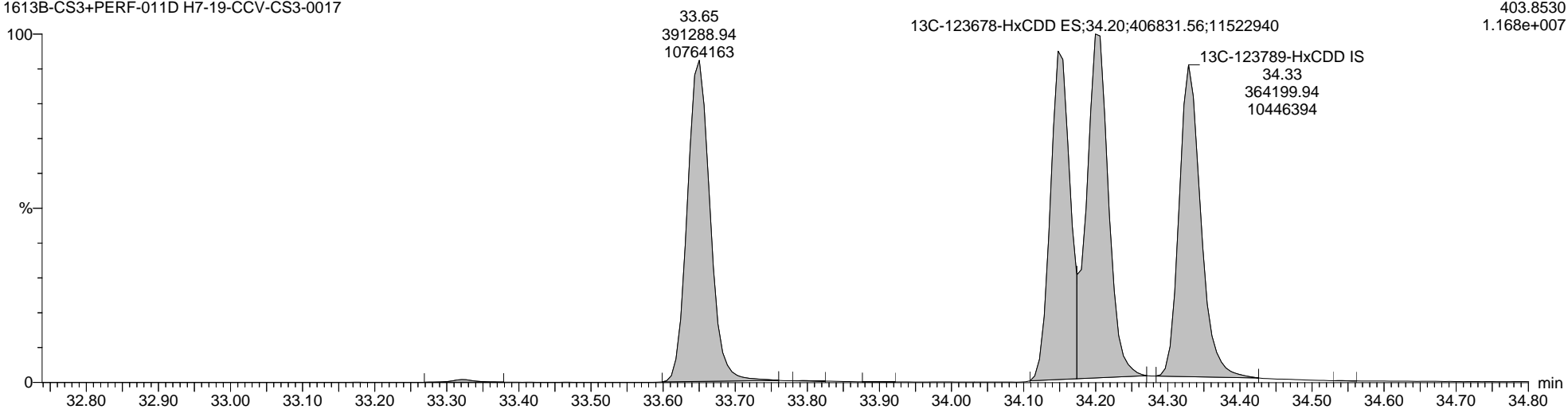
7-190724A01 Smooth(SG,1x1)
1613B-CS3+PERF-011D H7-19-CCV-CS3-0017

F3:Voltage SIR,EI+
401.8559
1.467e+007



7-190724A01 Smooth(SG,1x1)
1613B-CS3+PERF-011D H7-19-CCV-CS3-0017

F3:Voltage SIR,EI+
403.8530
1.168e+007



Quantify Sample Report MassLynx MassLynx V4.1 SCN 901

Dataset: C:\MassLynx\Dioxin.PRO\Result Files\7-190724A-ICAL_M23.qld

Last Altered: Thursday, July 25, 2019 09:29:35 Eastern Daylight Time

Printed: Friday, August 30, 2019 14:29:16 Eastern Daylight Time

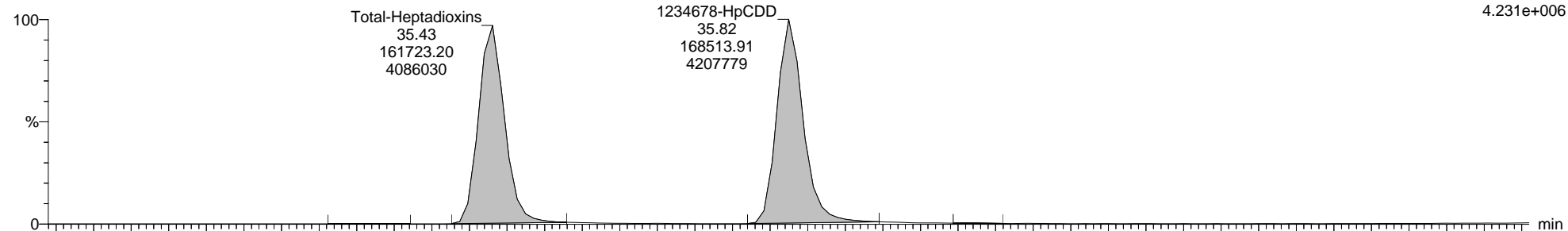
Name: 7-190724A01, Date: 24-Jul-2019, Time: 15:56:22, ID: H7-19-CCV-CS3-0017, Description: 1613B-CS3+PERF-011D, Vial: Tray1:1

Total-Heptadioxins

7-190724A01 Smooth(SG,1x1)

1613B-CS3+PERF-011D H7-19-CCV-CS3-0017

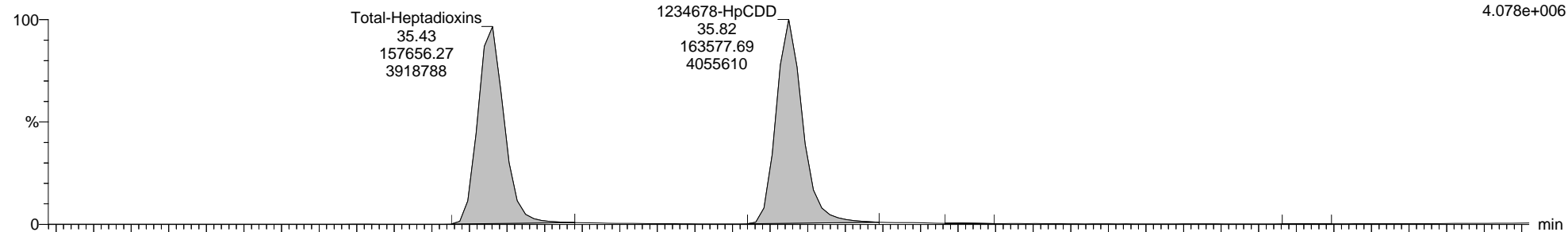
F4:Voltage SIR,EI+
423.7766
4.231e+006



7-190724A01 Smooth(SG,1x1)

1613B-CS3+PERF-011D H7-19-CCV-CS3-0017

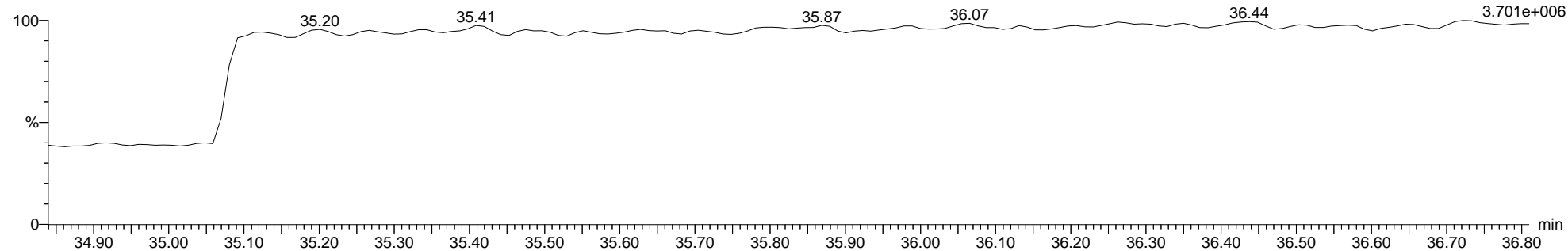
F4:Voltage SIR,EI+
425.7737
4.078e+006



7-190724A01 Smooth(SG,1x1)

1613B-CS3+PERF-011D H7-19-CCV-CS3-0017

F4:Voltage SIR,EI+
454.9728
3.701e+006



Quantify Sample Report MassLynx MassLynx V4.1 SCN 901

Dataset: C:\MassLynx\Dioxin.PRO\Result Files\7-190724A-ICAL_M23.qld

Last Altered: Thursday, July 25, 2019 09:29:35 Eastern Daylight Time

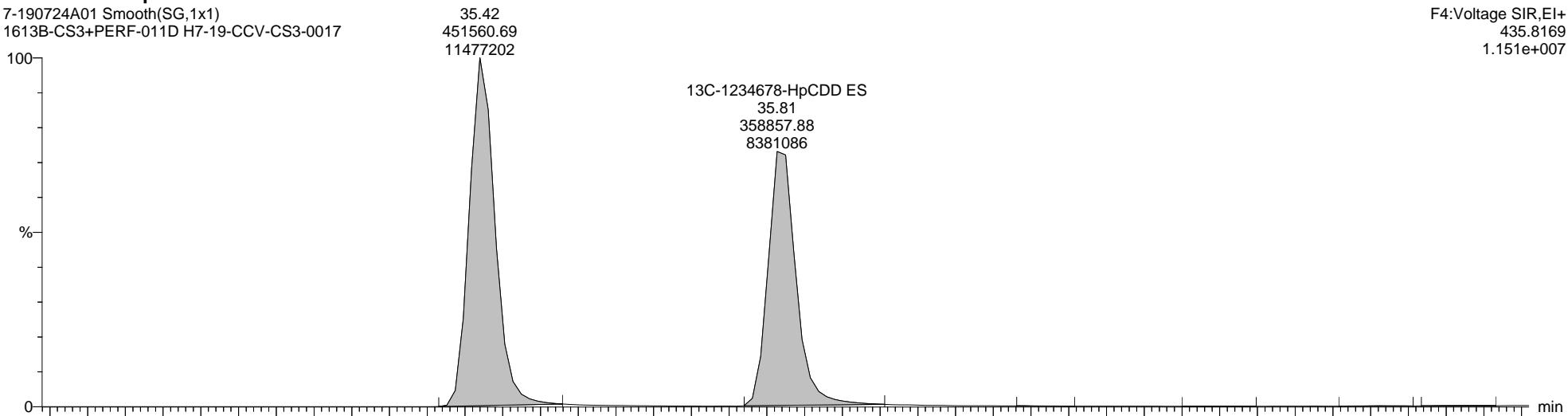
Printed: Friday, August 30, 2019 14:29:16 Eastern Daylight Time

Name: 7-190724A01, Date: 24-Jul-2019, Time: 15:56:22, ID: H7-19-CCV-CS3-0017, Description: 1613B-CS3+PERF-011D, Vial: Tray1:1

13C-1234678-HpCDD ES

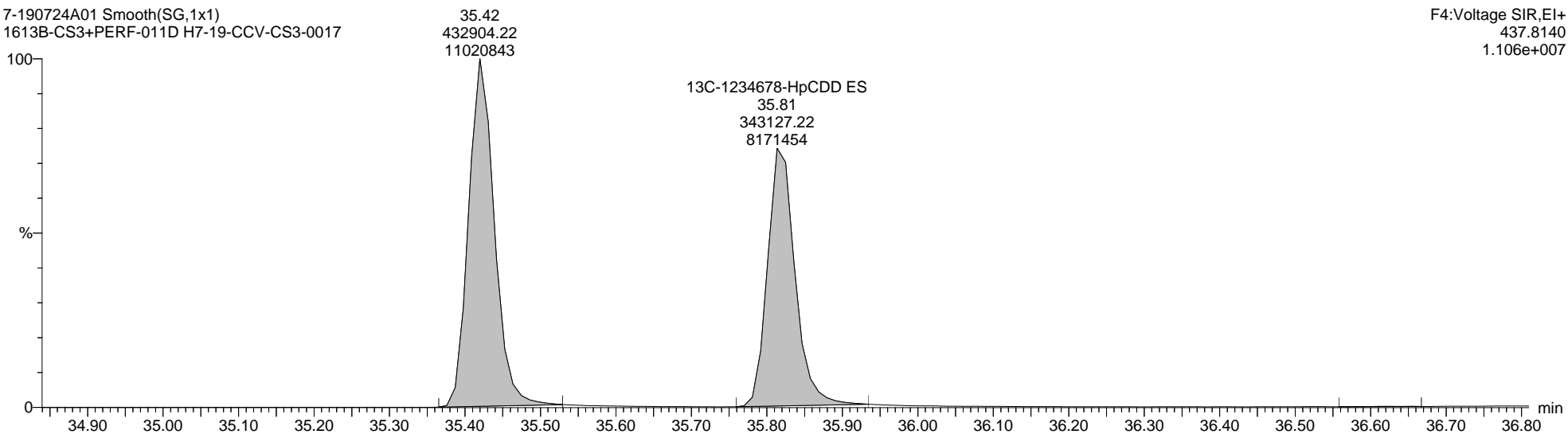
7-190724A01 Smooth(SG,1x1)
1613B-CS3+PERF-011D H7-19-CCV-CS3-0017

F4:Voltage SIR,EI+
435.8169
1.151e+007



7-190724A01 Smooth(SG,1x1)
1613B-CS3+PERF-011D H7-19-CCV-CS3-0017

F4:Voltage SIR,EI+
437.8140
1.106e+007



Quantify Sample Report MassLynx MassLynx V4.1 SCN 901

Dataset: C:\MassLynx\Dioxin.PRO\Result Files\7-190724A-ICAL_M23.qld

Last Altered: Thursday, July 25, 2019 09:29:35 Eastern Daylight Time


Printed: Friday, August 30, 2019 14:29:16 Eastern Daylight Time

Name: 7-190724A01, Date: 24-Jul-2019, Time: 15:56:22, ID: H7-19-CCV-CS3-0017, Description: 1613B-CS3+PERF-011D, Vial: Tray1:1

Total-OCDD


7-190724A01 Smooth(SG,1x1)
1613B-CS3+PERF-011D H7-19-CCV-CS3-0017

F5:Voltage SIR,EI+
457.7377
5.351e+006



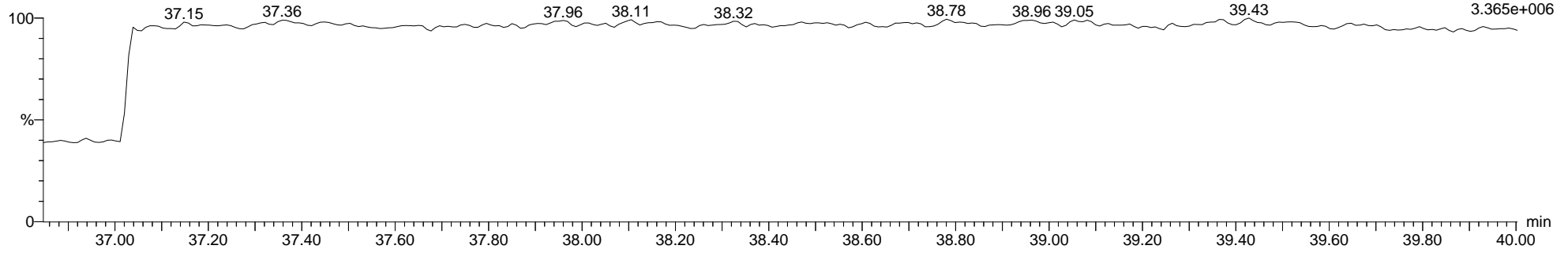
7-190724A01 Smooth(SG,1x1)
1613B-CS3+PERF-011D H7-19-CCV-CS3-0017

F5:Voltage SIR,EI+
459.7348
6.061e+006



7-190724A01 Smooth(SG,1x1)
1613B-CS3+PERF-011D H7-19-CCV-CS3-0017

F5:Voltage SIR,EI+
454.9728
3.365e+006



Quantify Sample Report MassLynx MassLynx V4.1 SCN 901

Dataset: C:\MassLynx\Dioxin.PRO\Result Files\7-190724A-ICAL_M23.qld

Last Altered: Thursday, July 25, 2019 09:29:35 Eastern Daylight Time


Printed: Friday, August 30, 2019 14:29:16 Eastern Daylight Time

Name: 7-190724A01, Date: 24-Jul-2019, Time: 15:56:22, ID: H7-19-CCV-CS3-0017, Description: 1613B-CS3+PERF-011D, Vial: Tray1:1

13C-OCDD ES

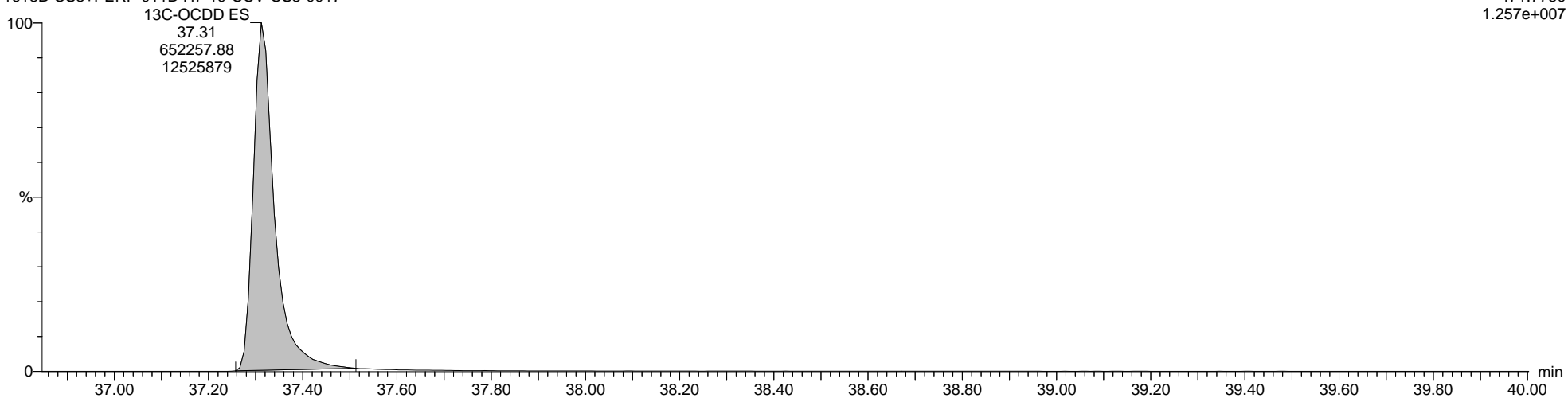
7-190724A01 Smooth(SG,1x1)
1613B-CS3+PERF-011D H7-19-CCV-CS3-0017

F5:Voltage SIR,EI+
469.7779
1.113e+007



7-190724A01 Smooth(SG,1x1)
1613B-CS3+PERF-011D H7-19-CCV-CS3-0017

F5:Voltage SIR,EI+
471.7750
1.257e+007



Dataset: C:\MassLynx\Dioxin.PRO\Result Files\7-190724A-ICAL_M23.qld

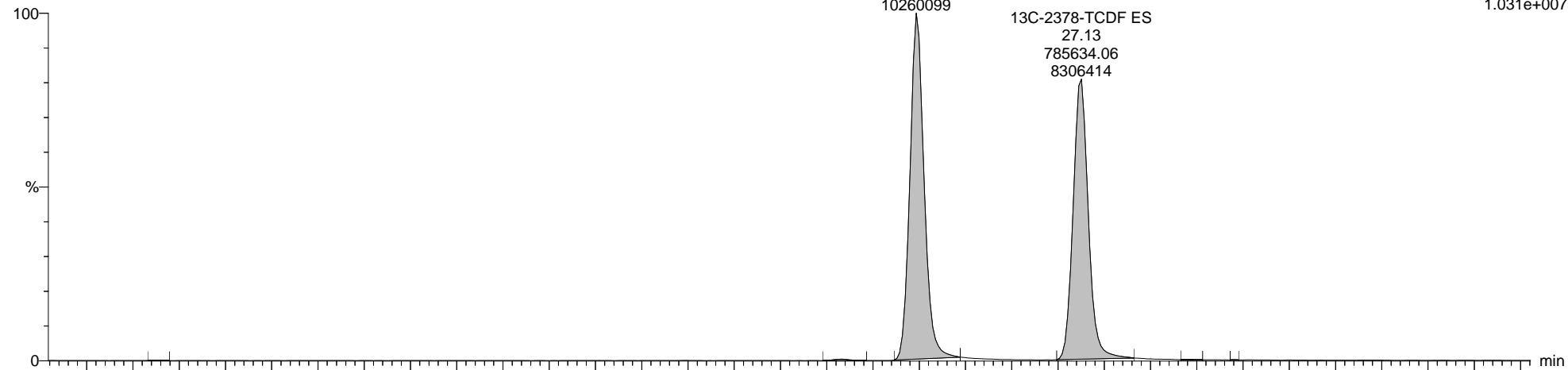
Last Altered: Thursday, July 25, 2019 09:29:35 Eastern Daylight Time

Printed: Friday, August 30, 2019 14:29:16 Eastern Daylight Time

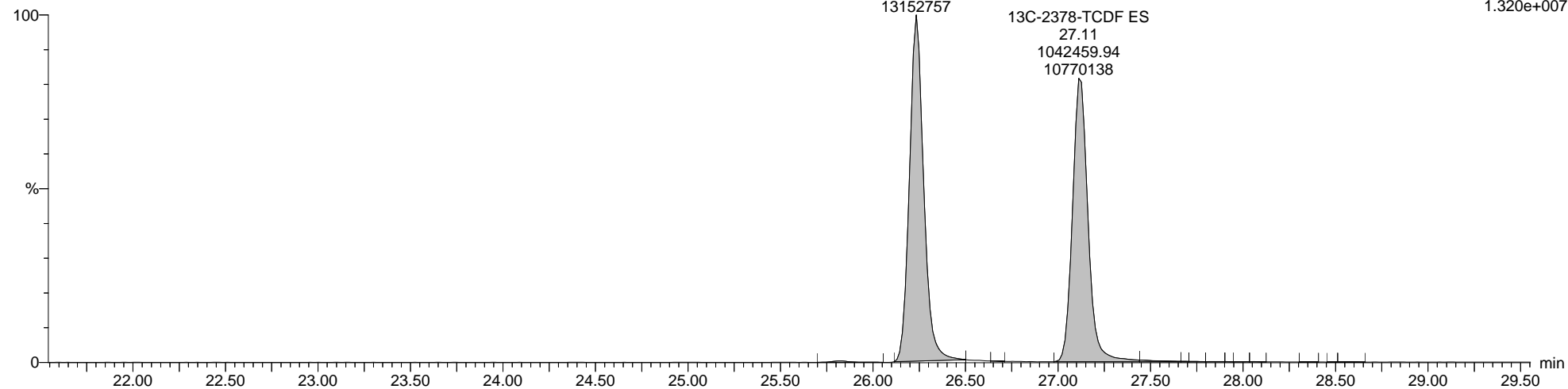
Name: 7-190724A01, Date: 24-Jul-2019, Time: 15:56:22, ID: H7-19-CCV-CS3-0017, Description: 1613B-CS3+PERF-011D, Vial: Tray1:1

13C-2378-TCDF ES

7-190724A01 Smooth(SG,1x1)
1613B-CS3+PERF-011D H7-19-CCV-CS3-0017



7-190724A01 Smooth(SG,1x1)
1613B-CS3+PERF-011D H7-19-CCV-CS3-0017



Quantify Sample Report MassLynx MassLynx V4.1 SCN 901

Dataset: C:\MassLynx\Dioxin.PRO\Result Files\7-190724A-ICAL_M23.qld

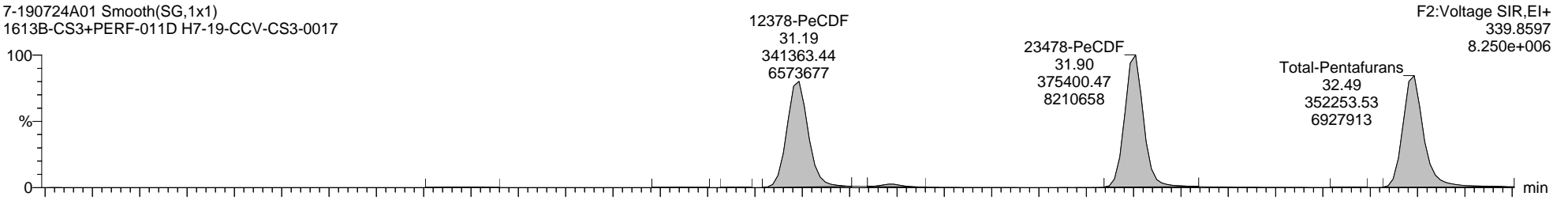
Last Altered: Thursday, July 25, 2019 09:29:35 Eastern Daylight Time

Printed: Friday, August 30, 2019 14:29:16 Eastern Daylight Time

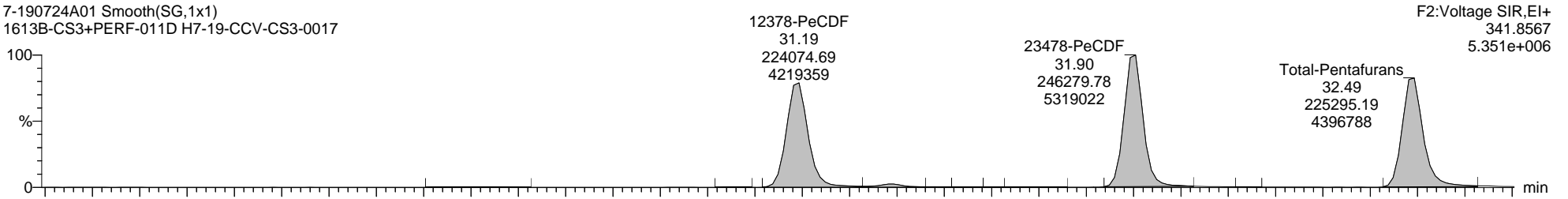
Name: 7-190724A01, Date: 24-Jul-2019, Time: 15:56:22, ID: H7-19-CCV-CS3-0017, Description: 1613B-CS3+PERF-011D, Vial: Tray1:1

Total-Pentafurans

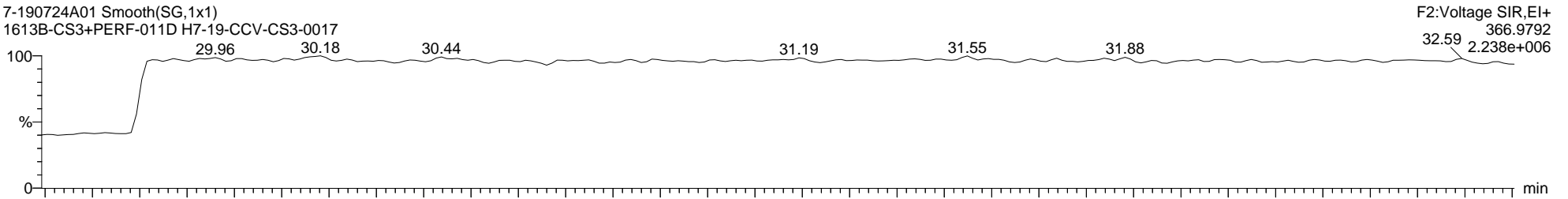
7-190724A01 Smooth(SG,1x1)
1613B-CS3+PERF-011D H7-19-CCV-CS3-0017



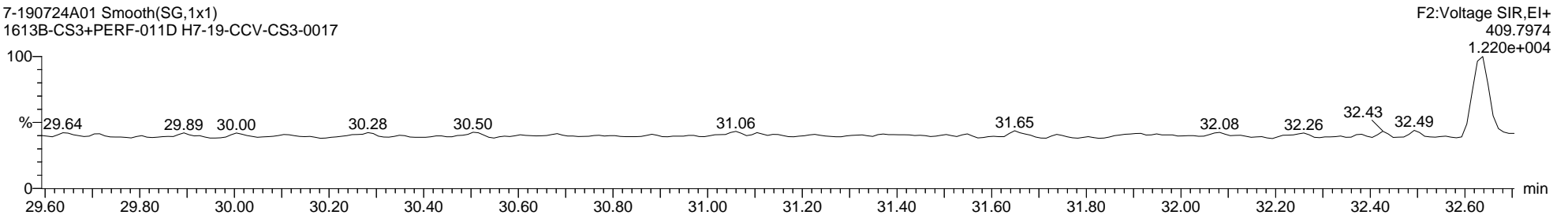
7-190724A01 Smooth(SG,1x1)
1613B-CS3+PERF-011D H7-19-CCV-CS3-0017



7-190724A01 Smooth(SG,1x1)
1613B-CS3+PERF-011D H7-19-CCV-CS3-0017



7-190724A01 Smooth(SG,1x1)
1613B-CS3+PERF-011D H7-19-CCV-CS3-0017



Dataset: C:\MassLynx\Dioxin.PRO\Result Files\7-190724A-ICAL_M23.qld

Last Altered: Thursday, July 25, 2019 09:29:35 Eastern Daylight Time

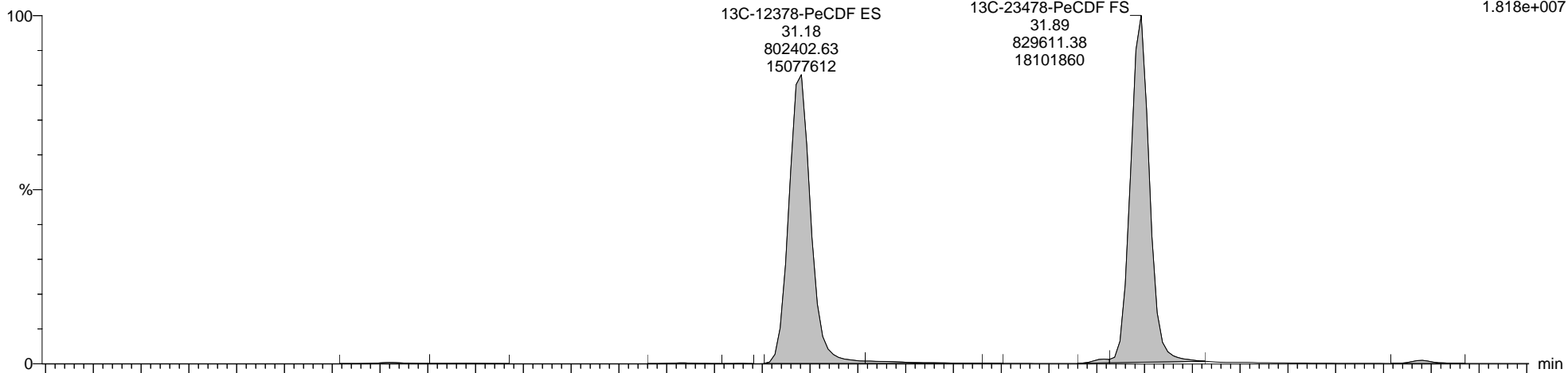
Printed: Friday, August 30, 2019 14:29:16 Eastern Daylight Time

Name: 7-190724A01, Date: 24-Jul-2019, Time: 15:56:22, ID: H7-19-CCV-CS3-0017, Description: 1613B-CS3+PERF-011D, Vial: Tray1:1

13C-12378-PeCDF ES

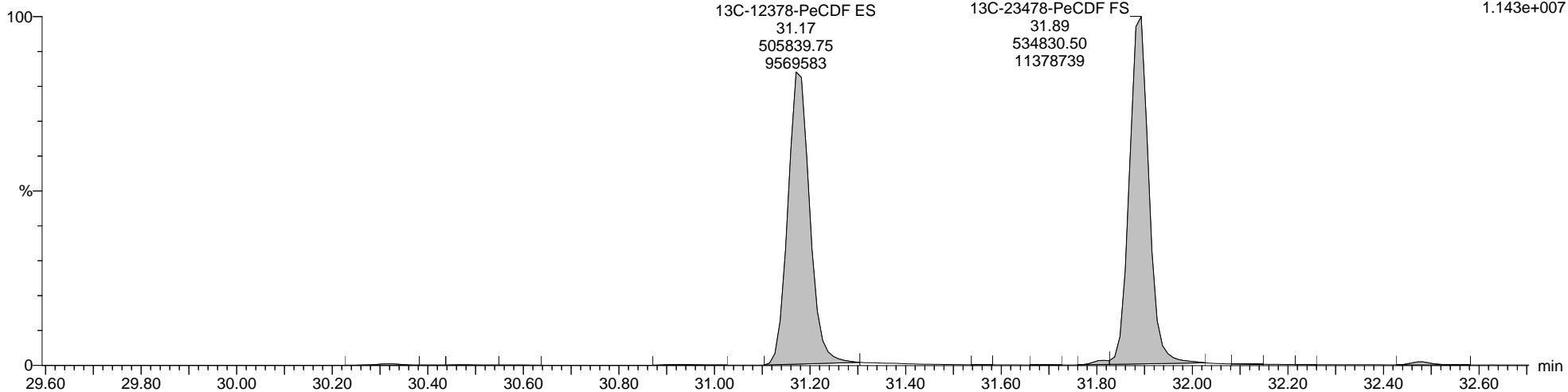
7-190724A01 Smooth(SG,1x1)
1613B-CS3+PERF-011D H7-19-CCV-CS3-0017

F2:Voltage SIR,EI+
351.9000
1.818e+007



7-190724A01 Smooth(SG,1x1)
1613B-CS3+PERF-011D H7-19-CCV-CS3-0017

F2:Voltage SIR,EI+
353.8970
1.143e+007



Quantify Sample Report **MassLynx MassLynx V4.1 SCN 901**

Dataset: C:\MassLynx\Dioxin.PRO\Result Files\7-190724A-ICAL_M23.qld

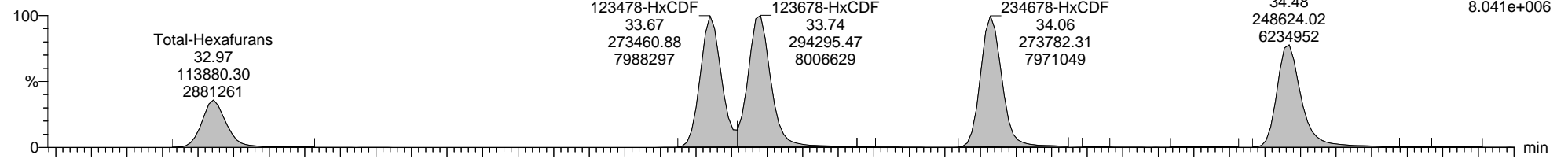
Last Altered: Thursday, July 25, 2019 09:29:35 Eastern Daylight Time

Printed: Friday, August 30, 2019 14:29:16 Eastern Daylight Time

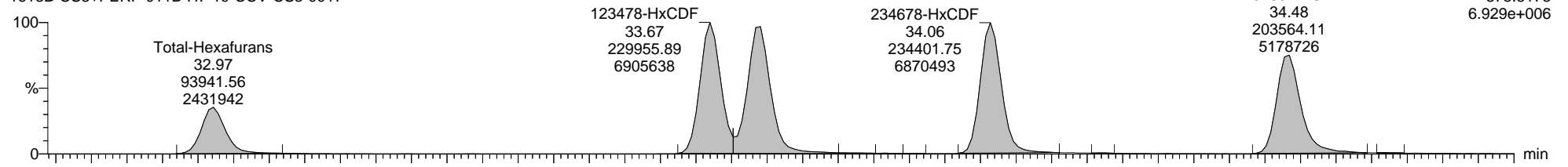
Name: 7-190724A01, Date: 24-Jul-2019, Time: 15:56:22, ID: H7-19-CCV-CS3-0017, Description: 1613B-CS3+PERF-011D, Vial: Tray1:1

Total-Hexafurans

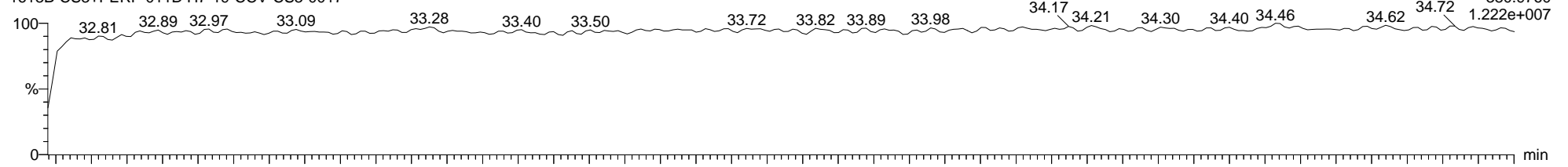
7-190724A01 Smooth(SG,1x1)
1613B-CS3+PERF-011D H7-19-CCV-CS3-0017



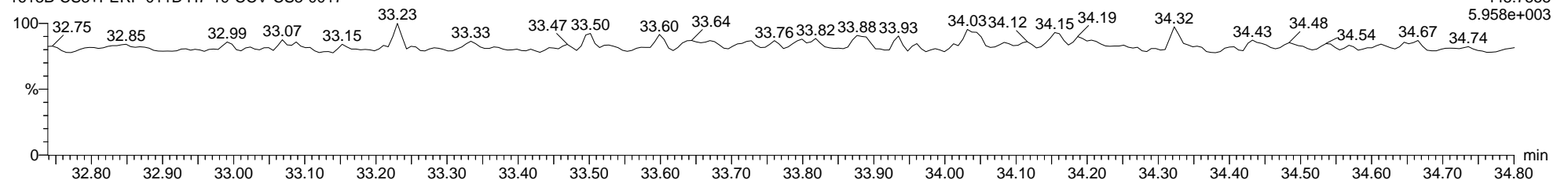
7-190724A01 Smooth(SG,1x1)
1613B-CS3+PERF-011D H7-19-CCV-CS3-0017



7-190724A01 Smooth(SG,1x1)
1613B-CS3+PERF-011D H7-19-CCV-CS3-0017



7-190724A01 Smooth(SG,1x1)
1613B-CS3+PERF-011D H7-19-CCV-CS3-0017



Dataset: C:\MassLynx\Dioxin.PRO\Result Files\7-190724A-ICAL_M23.qld

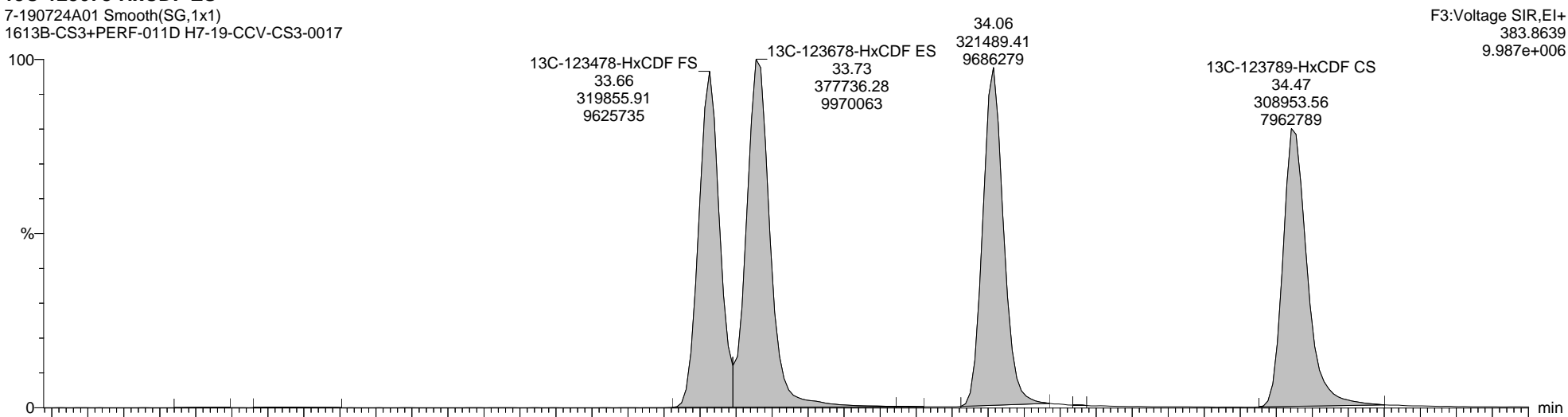
Last Altered: Thursday, July 25, 2019 09:29:35 Eastern Daylight Time

Printed: Friday, August 30, 2019 14:29:16 Eastern Daylight Time

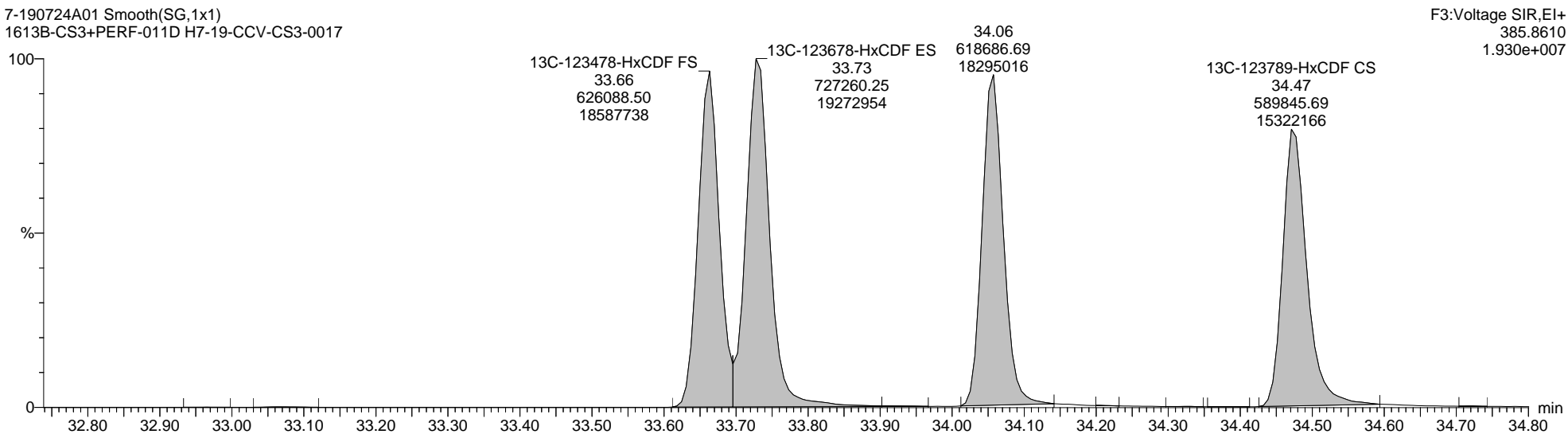
Name: 7-190724A01, Date: 24-Jul-2019, Time: 15:56:22, ID: H7-19-CCV-CS3-0017, Description: 1613B-CS3+PERF-011D, Vial: Tray1:1

13C-123678-HxCDF ES

7-190724A01 Smooth(SG,1x1)
1613B-CS3+PERF-011D H7-19-CCV-CS3-0017



7-190724A01 Smooth(SG,1x1)
1613B-CS3+PERF-011D H7-19-CCV-CS3-0017



Quantify Sample Report MassLynx MassLynx V4.1 SCN 901

Dataset: C:\MassLynx\Dioxin.PRO\Result Files\7-190724A-ICAL_M23.qld

Last Altered: Thursday, July 25, 2019 09:29:35 Eastern Daylight Time


Printed: Friday, August 30, 2019 14:29:16 Eastern Daylight Time

Name: 7-190724A01, Date: 24-Jul-2019, Time: 15:56:22, ID: H7-19-CCV-CS3-0017, Description: 1613B-CS3+PERF-011D, Vial: Tray1:1

Total-Heptafurans


7-190724A01 Smooth(SG,1x1)

1613B-CS3+PERF-011D H7-19-CCV-CS3-0017



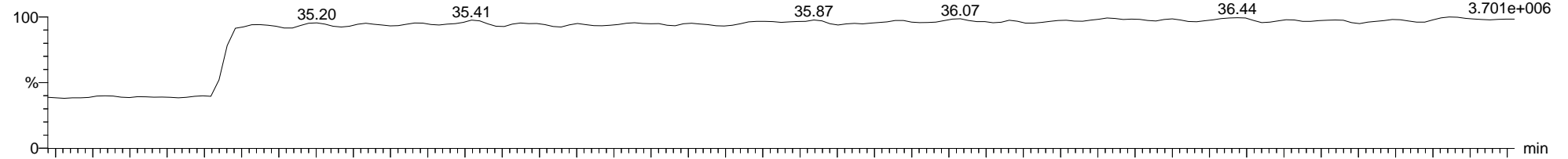
7-190724A01 Smooth(SG,1x1)

1613B-CS3+PERF-011D H7-19-CCV-CS3-0017



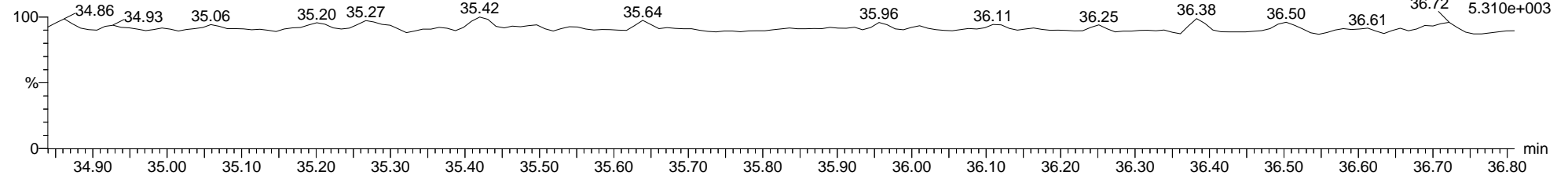
7-190724A01 Smooth(SG,1x1)

1613B-CS3+PERF-011D H7-19-CCV-CS3-0017



7-190724A01 Smooth(SG,1x1)

1613B-CS3+PERF-011D H7-19-CCV-CS3-0017



Quantify Sample Report MassLynx MassLynx V4.1 SCN 901

Dataset: C:\MassLynx\Dioxin.PRO\Result Files\7-190724A-ICAL_M23.qld

Last Altered: Thursday, July 25, 2019 09:29:35 Eastern Daylight Time

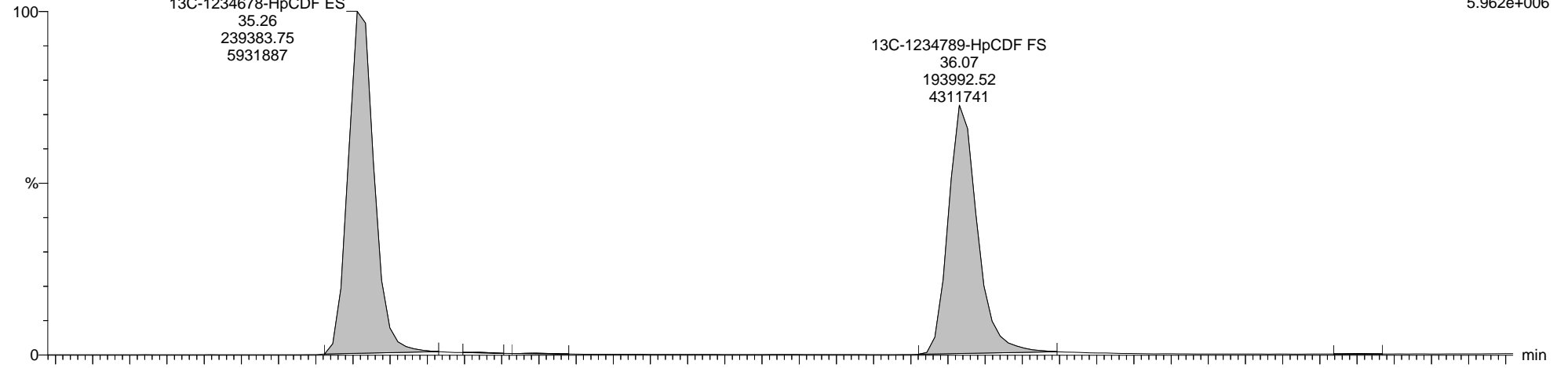
Printed: Friday, August 30, 2019 14:29:16 Eastern Daylight Time

Name: 7-190724A01, Date: 24-Jul-2019, Time: 15:56:22, ID: H7-19-CCV-CS3-0017, Description: 1613B-CS3+PERF-011D, Vial: Tray1:1

13C-1234678-HpCDF ES

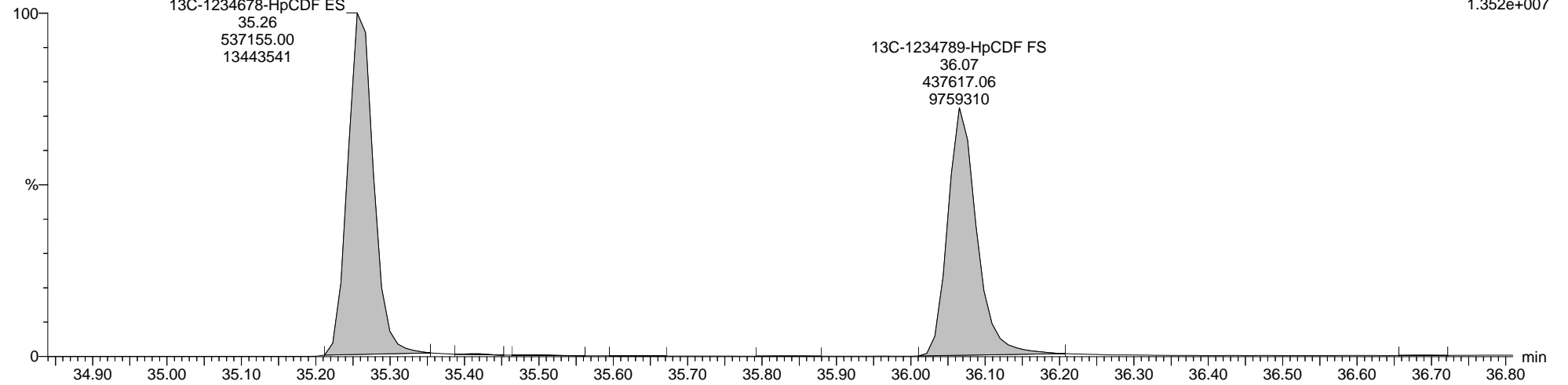
7-190724A01 Smooth(SG,1x1)
1613B-CS3+PERF-011D H7-19-CCV-CS3-0017
13C-1234678-HpCDF ES
35.26
239383.75
5931887

F4:Voltage SIR,EI+
417.8253
5.962e+006



7-190724A01 Smooth(SG,1x1)
1613B-CS3+PERF-011D H7-19-CCV-CS3-0017
13C-1234678-HpCDF ES
35.26
537155.00
13443541

F4:Voltage SIR,EI+
419.8220
1.352e+007



Quantify Sample Report MassLynx MassLynx V4.1 SCN 901

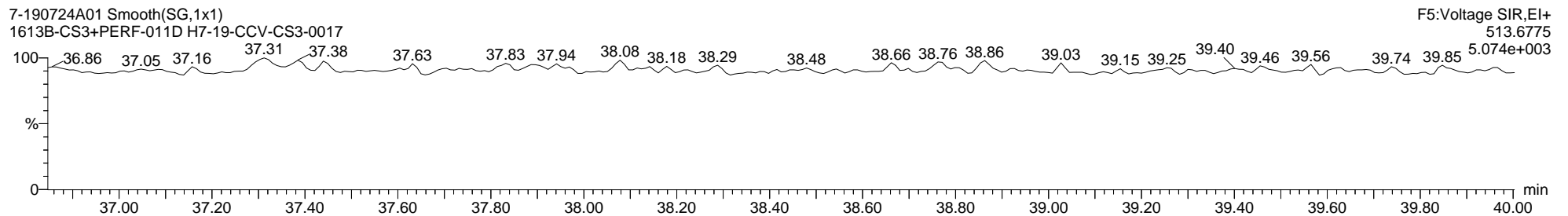
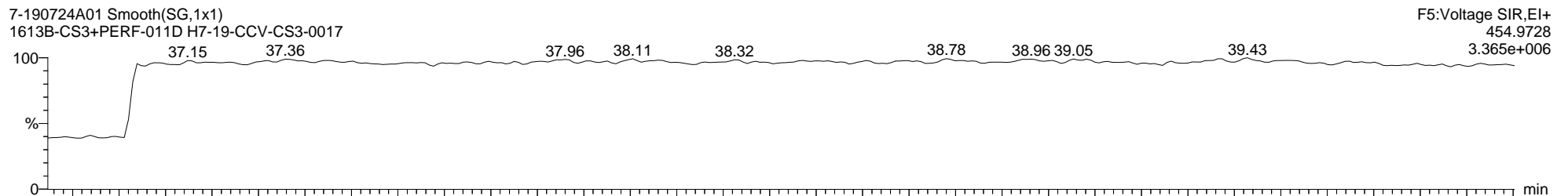

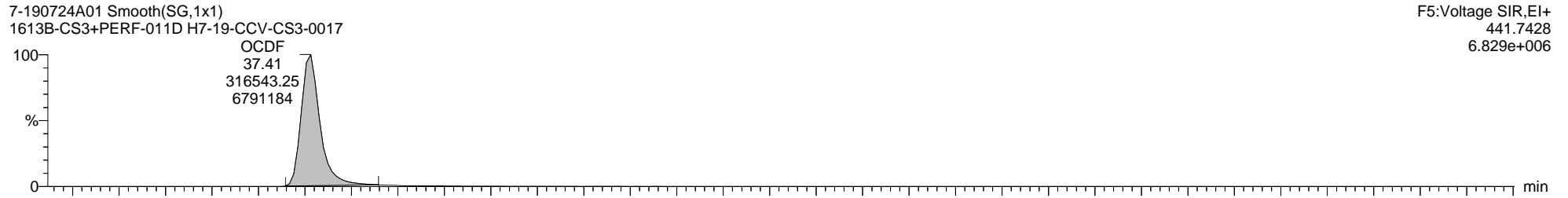
Dataset: C:\MassLynx\Dioxin.PRO\Result Files\7-190724A-ICAL_M23.qld

Last Altered: Thursday, July 25, 2019 09:29:35 Eastern Daylight Time

Printed: Friday, August 30, 2019 14:29:16 Eastern Daylight Time

Name: 7-190724A01, Date: 24-Jul-2019, Time: 15:56:22, ID: H7-19-CCV-CS3-0017, Description: 1613B-CS3+PERF-011D, Vial: Tray1:1

Totals-OCDF



Dataset: C:\MassLynx\Dioxin.PRO\Result Files\7-190724A-ICAL_M23.qld

Last Altered: Thursday, July 25, 2019 09:29:35 Eastern Daylight Time

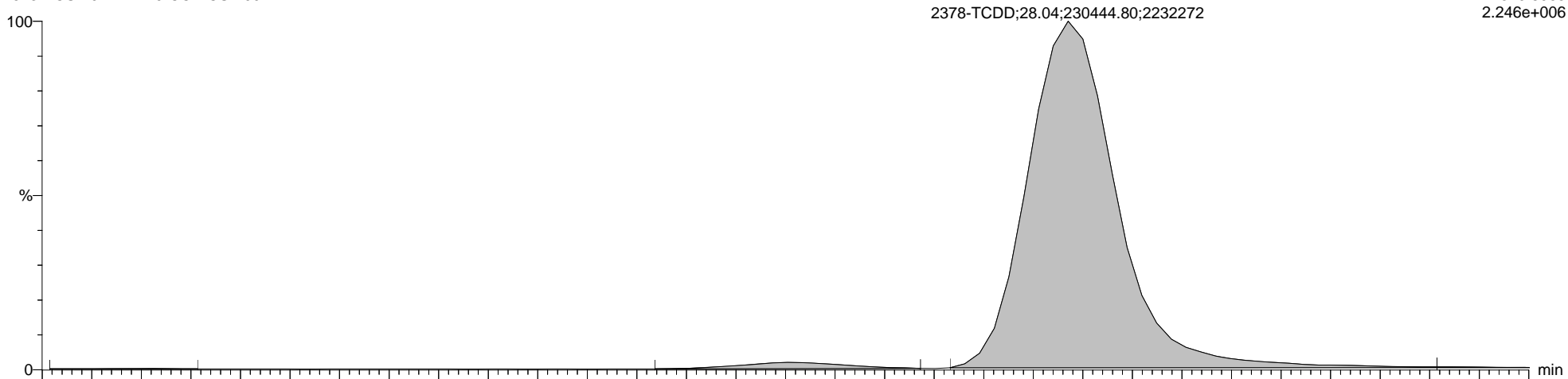
Printed: Friday, August 30, 2019 14:29:16 Eastern Daylight Time

Name: 7-190724A07, Date: 24-Jul-2019, Time: 20:08:24, ID: H7-19-CCV-CS4-0017, Description: 1613B-CS4-011, Vial: Tray1:8

2378-TCDD

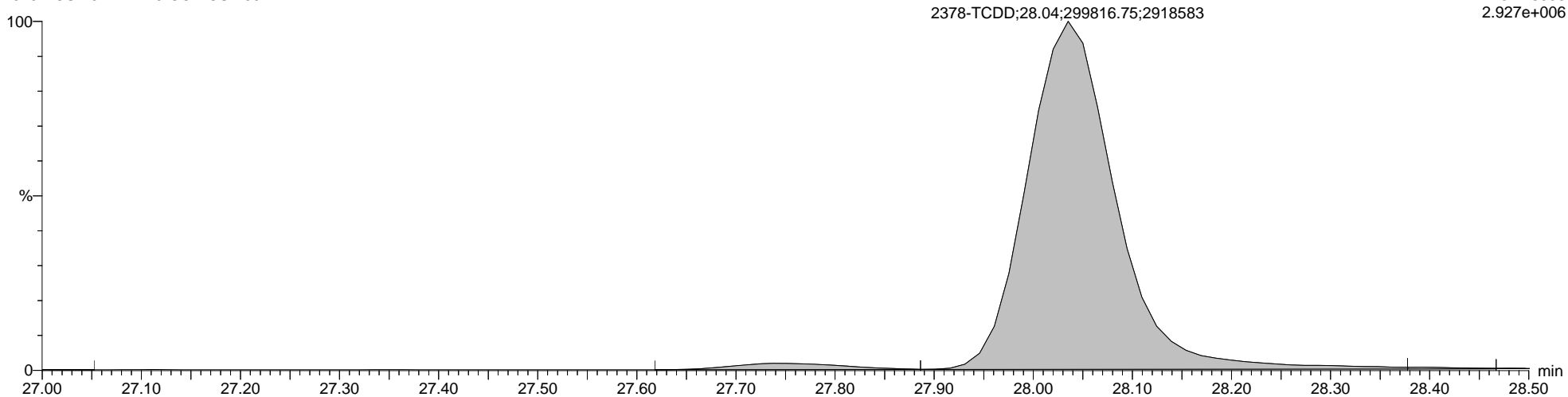
7-190724A07 Smooth(SG,1x1)
1613B-CS4-011 H7-19-CCV-CS4-0017

F1:Voltage SIR,EI+
319.8965
2.246e+006



7-190724A07 Smooth(SG,1x1)
1613B-CS4-011 H7-19-CCV-CS4-0017

F1:Voltage SIR,EI+
321.8936
2.927e+006



Quantify Sample Report MassLynx MassLynx V4.1 SCN 901

Dataset: C:\MassLynx\Dioxin.PRO\Result Files\7-190724A-ICAL_M23.qld

Last Altered: Thursday, July 25, 2019 09:29:35 Eastern Daylight Time


Printed: Friday, August 30, 2019 14:29:16 Eastern Daylight Time

Name: 7-190724A07, Date: 24-Jul-2019, Time: 20:08:24, ID: H7-19-CCV-CS4-0017, Description: 1613B-CS4-011, Vial: Tray1:8

Total-Tetradoxins


7-190724A07 Smooth(SG,1x1)
1613B-CS4-011 H7-19-CCV-CS4-0017

F1:Voltage SIR,EI+
319.8965
2.246e+006



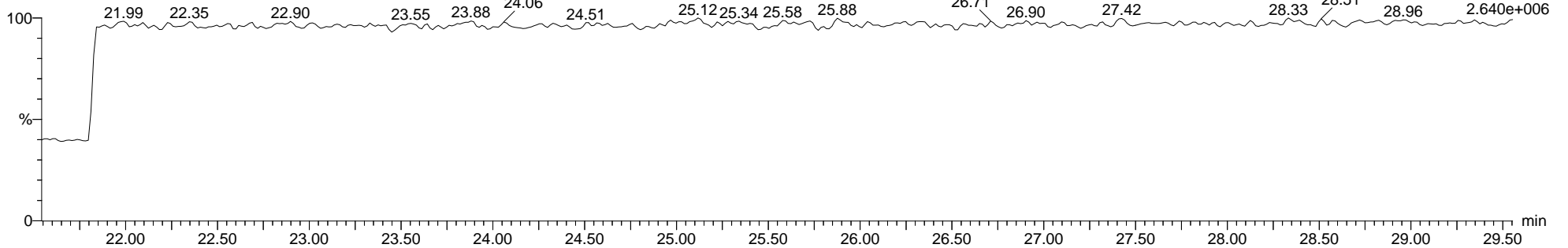
7-190724A07 Smooth(SG,1x1)
1613B-CS4-011 H7-19-CCV-CS4-0017

F1:Voltage SIR,EI+
321.8936
2.927e+006



7-190724A07 Smooth(SG,1x1)
1613B-CS4-011 H7-19-CCV-CS4-0017

F1:Voltage SIR,EI+
316.9824
2.640e+006



Dataset: C:\MassLynx\Dioxin.PRO\Result Files\7-190724A-ICAL_M23.qld

Last Altered: Thursday, July 25, 2019 09:29:35 Eastern Daylight Time


Printed: Friday, August 30, 2019 14:29:16 Eastern Daylight Time

Name: 7-190724A07, Date: 24-Jul-2019, Time: 20:08:24, ID: H7-19-CCV-CS4-0017, Description: 1613B-CS4-011, Vial: Tray1:8

13C-2378-TCDD ES

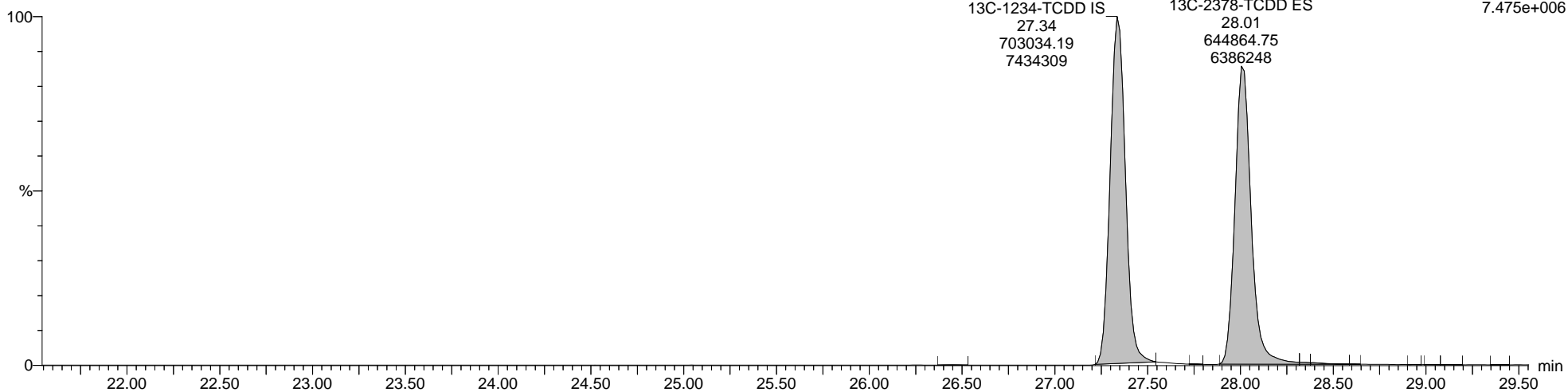
7-190724A07 Smooth(SG,1x1)
1613B-CS4-011 H7-19-CCV-CS4-0017

F1:Voltage SIR,EI+
331.9368
5.982e+006



7-190724A07 Smooth(SG,1x1)
1613B-CS4-011 H7-19-CCV-CS4-0017

F1:Voltage SIR,EI+
333.9339
7.475e+006



Quantify Sample Report MassLynx MassLynx V4.1 SCN 901

Dataset: C:\MassLynx\Dioxin.PRO\Result Files\7-190724A-ICAL_M23.qld

Last Altered: Thursday, July 25, 2019 09:29:35 Eastern Daylight Time


Printed: Friday, August 30, 2019 14:29:16 Eastern Daylight Time

Name: 7-190724A07, Date: 24-Jul-2019, Time: 20:08:24, ID: H7-19-CCV-CS4-0017, Description: 1613B-CS4-011, Vial: Tray1:8

Totals-37Cl-2378-TCDD

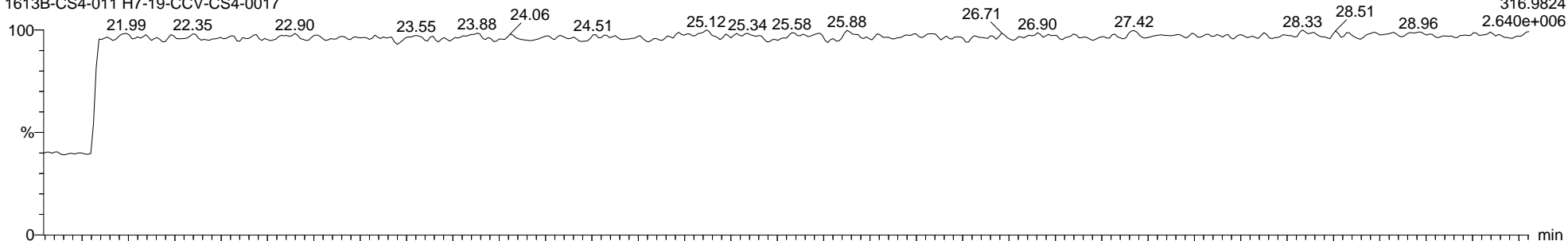
7-190724A07 Smooth(SG,1x1)
1613B-CS4-011 H7-19-CCV-CS4-0017

F1:Voltage SIR,EI+
327.8847
5.220e+006



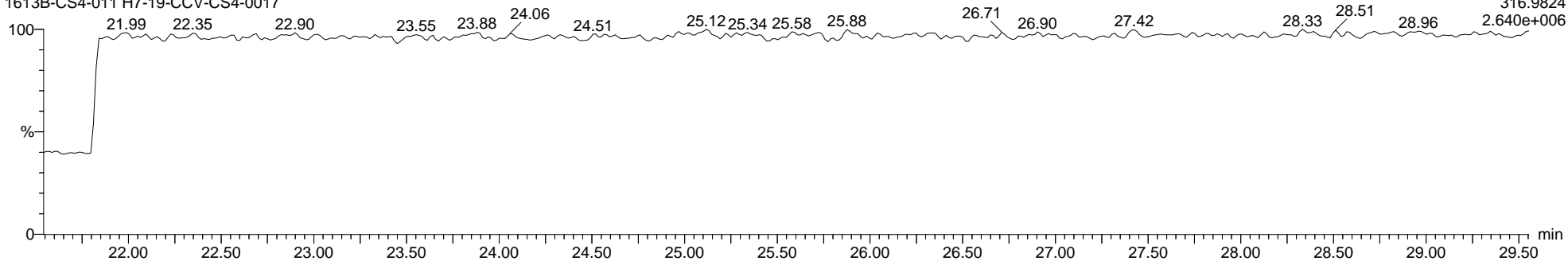
7-190724A07 Smooth(SG,1x1)
1613B-CS4-011 H7-19-CCV-CS4-0017

F1:Voltage SIR,EI+
316.9824
2.640e+006



7-190724A07 Smooth(SG,1x1)
1613B-CS4-011 H7-19-CCV-CS4-0017

F1:Voltage SIR,EI+
316.9824
2.640e+006



Quantify Sample Report MassLynx MassLynx V4.1 SCN 901

Dataset: C:\MassLynx\Dioxin.PRO\Result Files\7-190724A-ICAL_M23.qld

Last Altered: Thursday, July 25, 2019 09:29:35 Eastern Daylight Time


Printed: Friday, August 30, 2019 14:29:16 Eastern Daylight Time

Name: 7-190724A07, Date: 24-Jul-2019, Time: 20:08:24, ID: H7-19-CCV-CS4-0017, Description: 1613B-CS4-011, Vial: Tray1:8

Total-Pentadioxins


7-190724A07 Smooth(SG,1x1)
1613B-CS4-011 H7-19-CCV-CS4-0017

F2:Voltage SIR,EI+
355.8546
2.375e+007



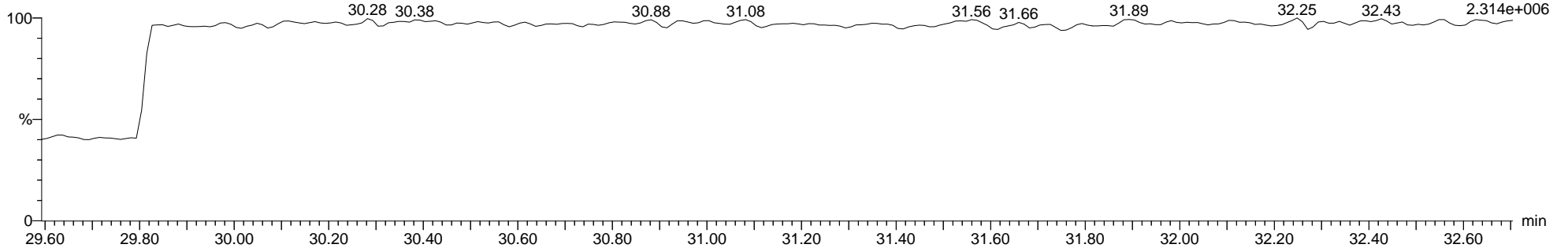
7-190724A07 Smooth(SG,1x1)
1613B-CS4-011 H7-19-CCV-CS4-0017

F2:Voltage SIR,EI+
353.8576
1.452e+007



7-190724A07 Smooth(SG,1x1)
1613B-CS4-011 H7-19-CCV-CS4-0017

F2:Voltage SIR,EI+
366.9792
2.314e+006



Dataset: C:\MassLynx\Dioxin.PRO\Result Files\7-190724A-ICAL_M23.qld

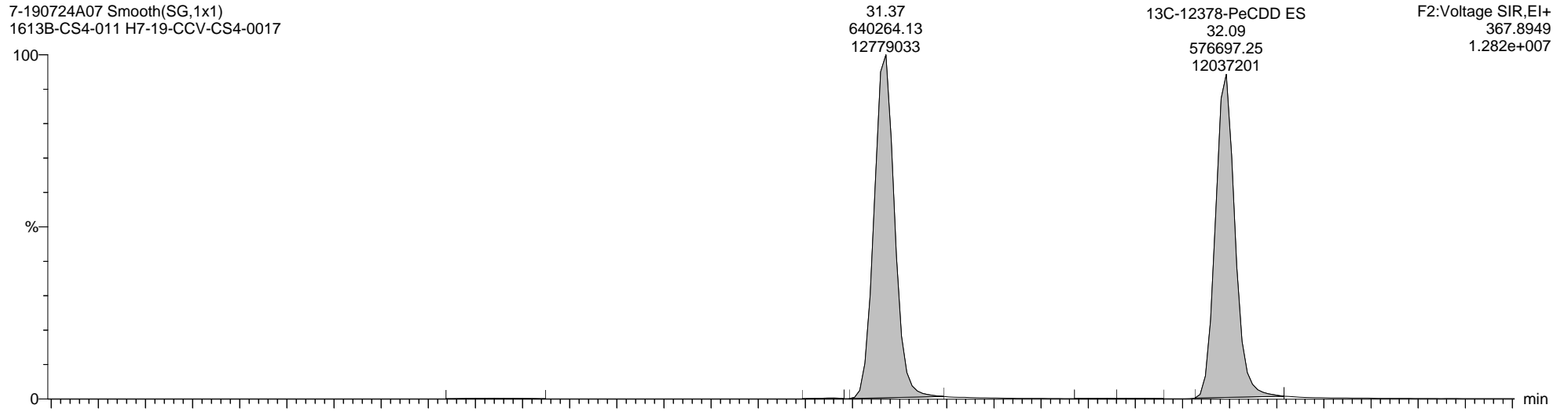
Last Altered: Thursday, July 25, 2019 09:29:35 Eastern Daylight Time

Printed: Friday, August 30, 2019 14:29:16 Eastern Daylight Time

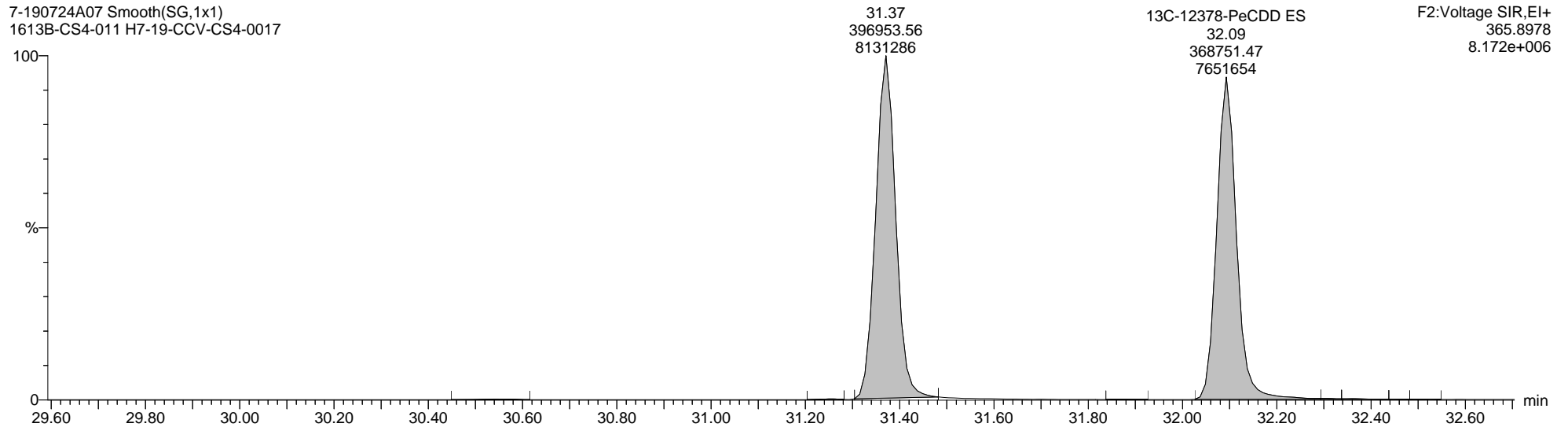
Name: 7-190724A07, Date: 24-Jul-2019, Time: 20:08:24, ID: H7-19-CCV-CS4-0017, Description: 1613B-CS4-011, Vial: Tray1:8

13C-12378-PeCDD ES

7-190724A07 Smooth(SG,1x1)
1613B-CS4-011 H7-19-CCV-CS4-0017



7-190724A07 Smooth(SG,1x1)
1613B-CS4-011 H7-19-CCV-CS4-0017



Quantify Sample Report MassLynx MassLynx V4.1 SCN 901

Dataset: C:\MassLynx\Dioxin.PRO\Result Files\7-190724A-ICAL_M23.qld

Last Altered: Thursday, July 25, 2019 09:29:35 Eastern Daylight Time


Printed: Friday, August 30, 2019 14:29:16 Eastern Daylight Time

Name: 7-190724A07, Date: 24-Jul-2019, Time: 20:08:24, ID: H7-19-CCV-CS4-0017, Description: 1613B-CS4-011, Vial: Tray1:8

Total-Hexadioxins


7-190724A07 Smooth(SG,1x1)
1613B-CS4-011 H7-19-CCV-CS4-0017

F3:Voltage SIR,EI+
389.8157
3.068e+007



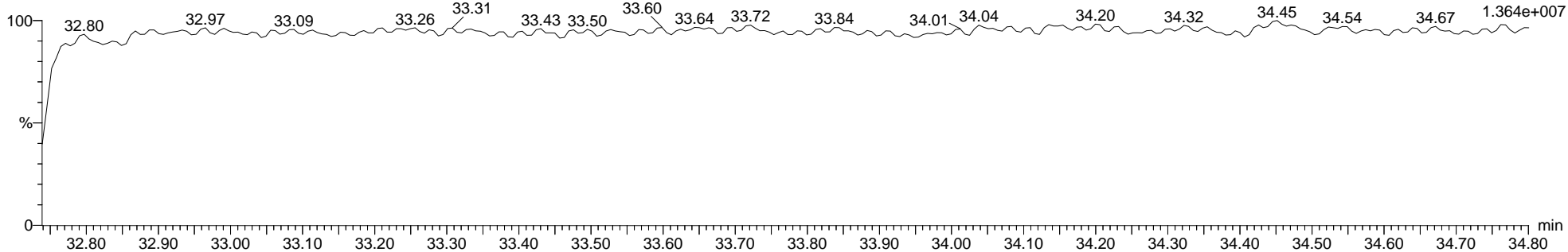
7-190724A07 Smooth(SG,1x1)
1613B-CS4-011 H7-19-CCV-CS4-0017

F3:Voltage SIR,EI+
391.8127
2.478e+007



7-190724A07 Smooth(SG,1x1)
1613B-CS4-011 H7-19-CCV-CS4-0017

F3:Voltage SIR,EI+
380.9760
1.364e+007



Quantify Sample Report

MassLynx MassLynx V4.1 SCN 901

Dataset: C:\MassLynx\Dioxin.PRO\Result Files\7-190724A-ICAL_M23.qld

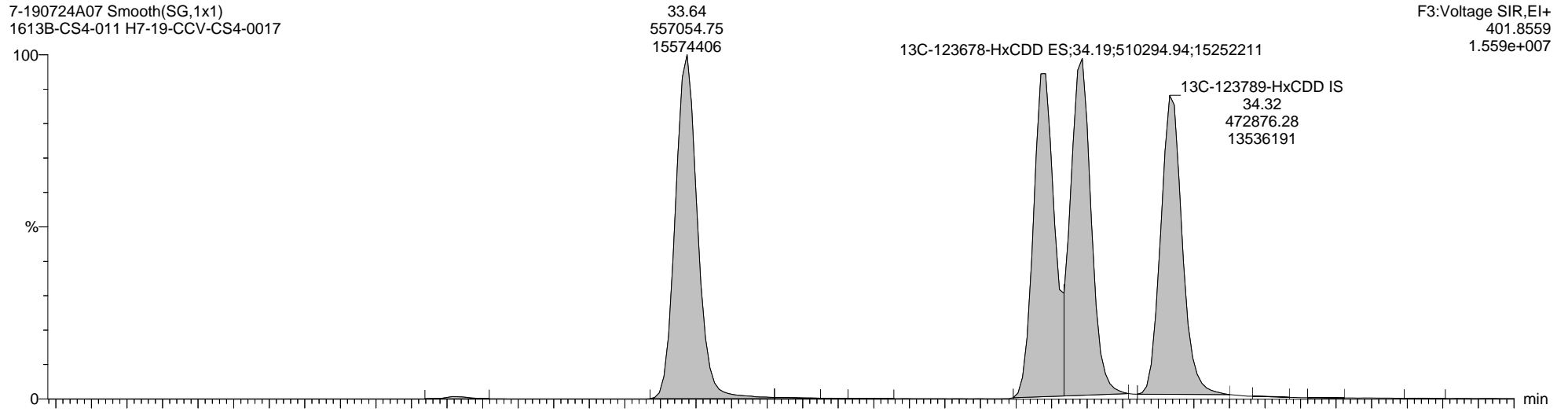
Last Altered: Thursday, July 25, 2019 09:29:35 Eastern Daylight Time

Printed: Friday, August 30, 2019 14:29:16 Eastern Daylight Time

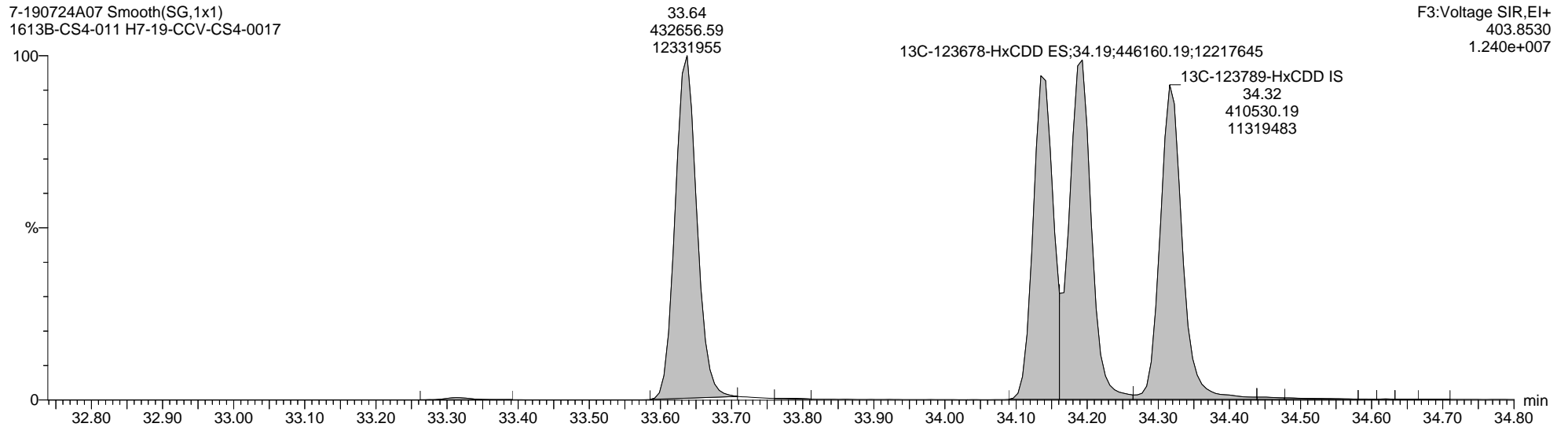
Name: 7-190724A07, Date: 24-Jul-2019, Time: 20:08:24, ID: H7-19-CCV-CS4-0017, Description: 1613B-CS4-011, Vial: Tray1:8

13C-123678-HxCDD ES

7-190724A07 Smooth(SG,1x1)
1613B-CS4-011 H7-19-CCV-CS4-0017



7-190724A07 Smooth(SG,1x1)
1613B-CS4-011 H7-19-CCV-CS4-0017



Quantify Sample Report MassLynx MassLynx V4.1 SCN 901

Dataset: C:\MassLynx\Dioxin.PRO\Result Files\7-190724A-ICAL_M23.qld

Last Altered: Thursday, July 25, 2019 09:29:35 Eastern Daylight Time

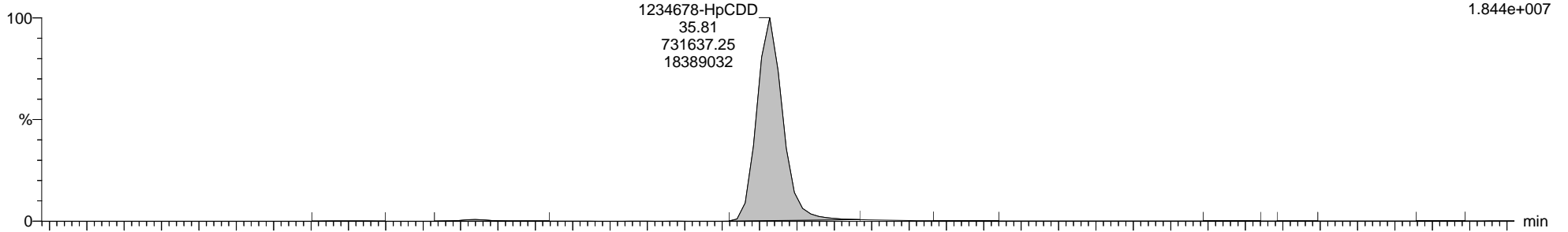
Printed: Friday, August 30, 2019 14:29:16 Eastern Daylight Time

Name: 7-190724A07, Date: 24-Jul-2019, Time: 20:08:24, ID: H7-19-CCV-CS4-0017, Description: 1613B-CS4-011, Vial: Tray1:8

Total-Heptadioxins

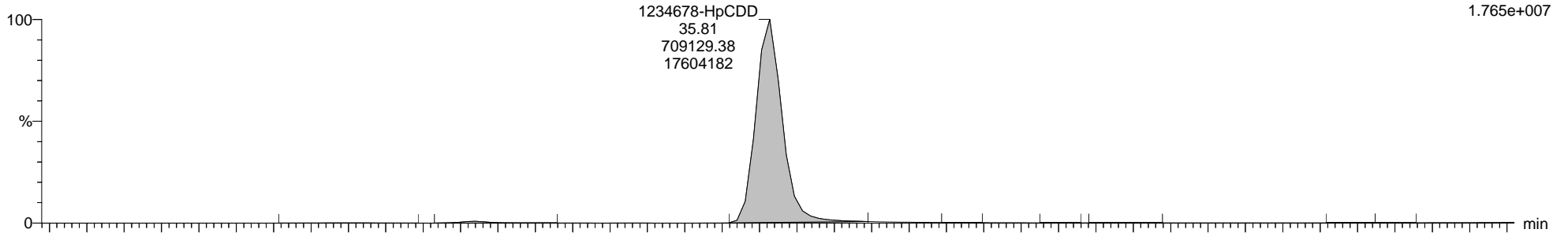
7-190724A07 Smooth(SG,1x1)
1613B-CS4-011 H7-19-CCV-CS4-0017

F4:Voltage SIR,EI+
423.7766
1.844e+007



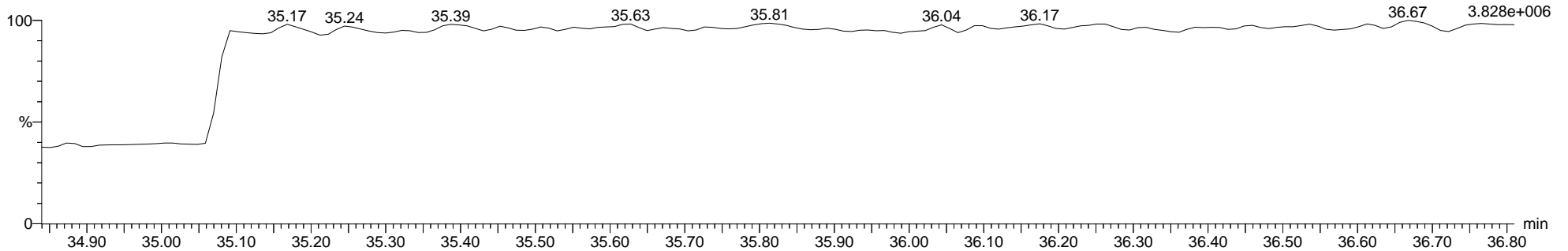
7-190724A07 Smooth(SG,1x1)
1613B-CS4-011 H7-19-CCV-CS4-0017

F4:Voltage SIR,EI+
425.7737
1.765e+007



7-190724A07 Smooth(SG,1x1)
1613B-CS4-011 H7-19-CCV-CS4-0017

F4:Voltage SIR,EI+
454.9728
3.828e+006



Quantify Sample Report

MassLynx MassLynx V4.1 SCN 901

Dataset: C:\MassLynx\Dioxin.PRO\Result Files\7-190724A-ICAL_M23.qld

Last Altered: Thursday, July 25, 2019 09:29:35 Eastern Daylight Time

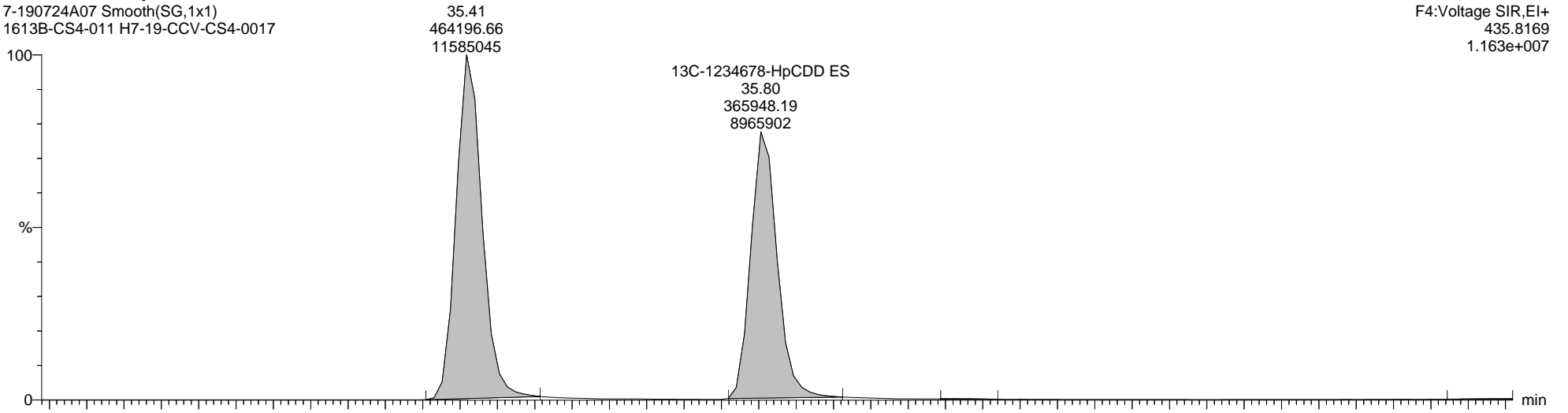
Printed: Friday, August 30, 2019 14:29:16 Eastern Daylight Time

Name: 7-190724A07, Date: 24-Jul-2019, Time: 20:08:24, ID: H7-19-CCV-CS4-0017, Description: 1613B-CS4-011, Vial: Tray1:8

13C-1234678-HpCDD ES

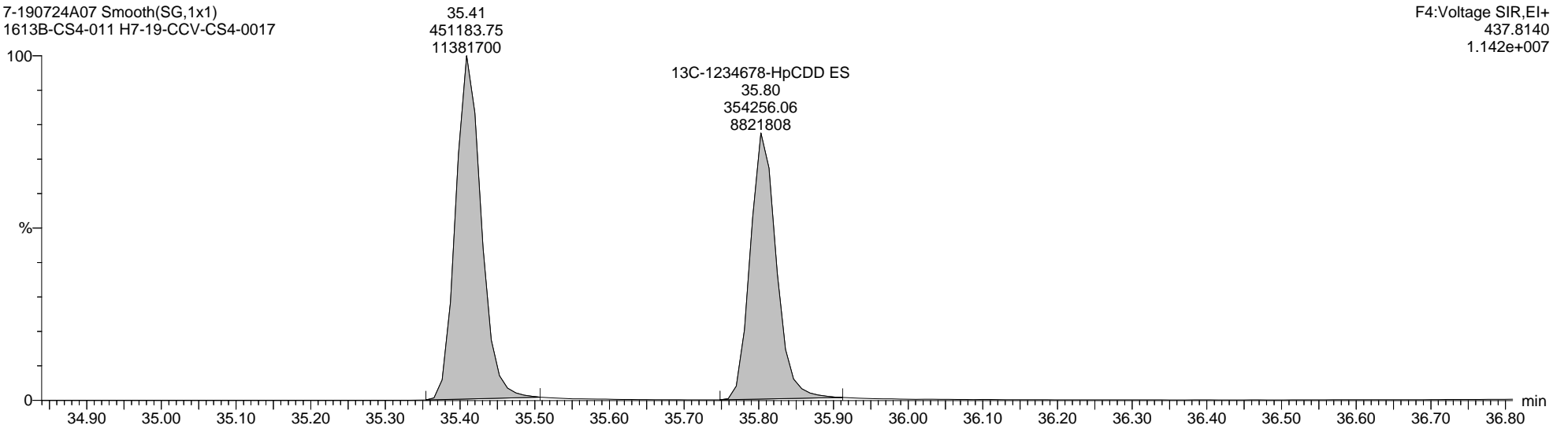
7-190724A07 Smooth(SG,1x1)
1613B-CS4-011 H7-19-CCV-CS4-0017

F4:Voltage SIR,EI+
435.8169
1.163e+007



7-190724A07 Smooth(SG,1x1)
1613B-CS4-011 H7-19-CCV-CS4-0017

F4:Voltage SIR,EI+
437.8140
1.142e+007



Quantify Sample Report MassLynx MassLynx V4.1 SCN 901

Dataset: C:\MassLynx\Dioxin.PRO\Result Files\7-190724A-ICAL_M23.qld

Last Altered: Thursday, July 25, 2019 09:29:35 Eastern Daylight Time


Printed: Friday, August 30, 2019 14:29:16 Eastern Daylight Time

Name: 7-190724A07, Date: 24-Jul-2019, Time: 20:08:24, ID: H7-19-CCV-CS4-0017, Description: 1613B-CS4-011, Vial: Tray1:8

Total-OCDD


7-190724A07 Smooth(SG,1x1)
1613B-CS4-011 H7-19-CCV-CS4-0017

F5:Voltage SIR,EI+
457.7377
2.384e+007



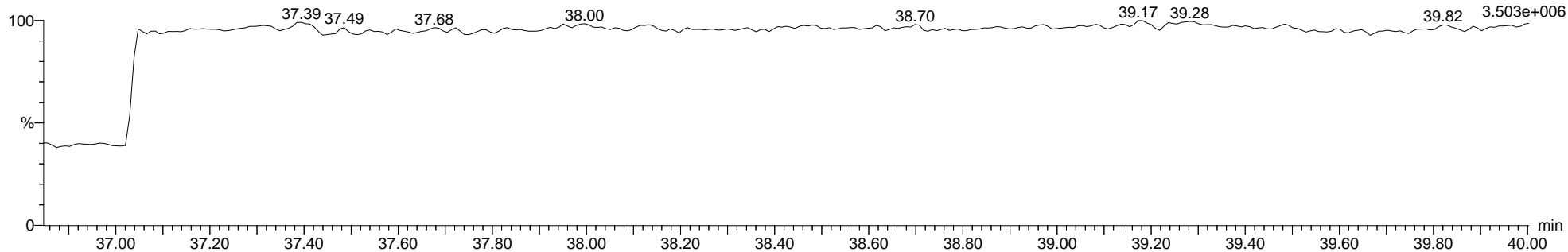
7-190724A07 Smooth(SG,1x1)
1613B-CS4-011 H7-19-CCV-CS4-0017

F5:Voltage SIR,EI+
459.7348
2.701e+007



7-190724A07 Smooth(SG,1x1)
1613B-CS4-011 H7-19-CCV-CS4-0017

F5:Voltage SIR,EI+
454.9728
3.503e+006



Quantify Sample Report MassLynx MassLynx V4.1 SCN 901

Dataset: C:\MassLynx\Dioxin.PRO\Result Files\7-190724A-ICAL_M23.qld

Last Altered: Thursday, July 25, 2019 09:29:35 Eastern Daylight Time


Printed: Friday, August 30, 2019 14:29:16 Eastern Daylight Time

Name: 7-190724A07, Date: 24-Jul-2019, Time: 20:08:24, ID: H7-19-CCV-CS4-0017, Description: 1613B-CS4-011, Vial: Tray1:8

13C-OCDD ES

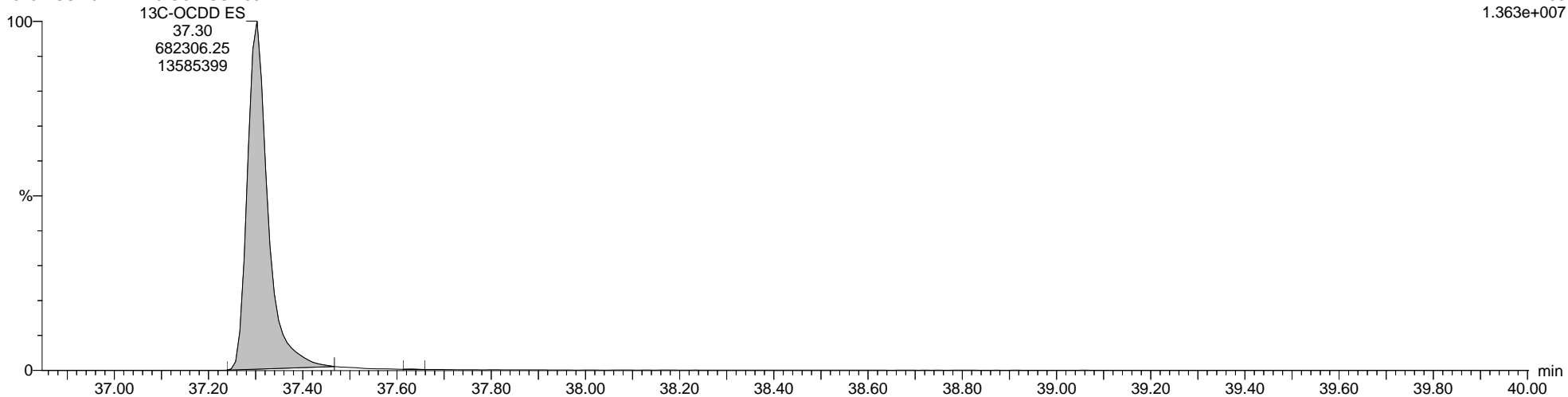
7-190724A07 Smooth(SG,1x1)
1613B-CS4-011 H7-19-CCV-CS4-0017

F5:Voltage SIR,EI+
469.7779
1.221e+007



7-190724A07 Smooth(SG,1x1)
1613B-CS4-011 H7-19-CCV-CS4-0017

F5:Voltage SIR,EI+
471.7750
1.363e+007



Quantify Sample Report MassLynx MassLynx V4.1 SCN 901

Dataset: C:\MassLynx\Dioxin.PRO\Result Files\7-190724A-ICAL_M23.qld

Last Altered: Thursday, July 25, 2019 09:29:35 Eastern Daylight Time


Printed: Friday, August 30, 2019 14:29:16 Eastern Daylight Time

Name: 7-190724A07, Date: 24-Jul-2019, Time: 20:08:24, ID: H7-19-CCV-CS4-0017, Description: 1613B-CS4-011, Vial: Tray1:8

Total-Tetrafurans

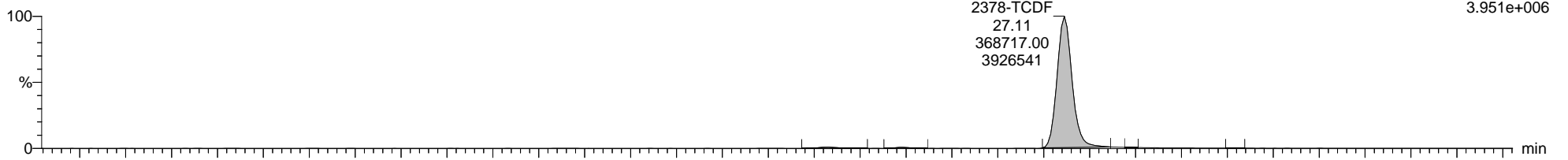
7-190724A07 Smooth(SG,1x1)
1613B-CS4-011 H7-19-CCV-CS4-0017

F1:Voltage SIR,EI+
303.9016
2.970e+006



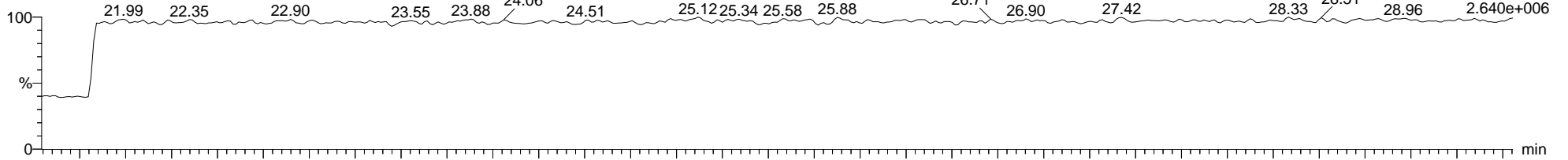
7-190724A07 Smooth(SG,1x1)
1613B-CS4-011 H7-19-CCV-CS4-0017

F1:Voltage SIR,EI+
305.8987
3.951e+006



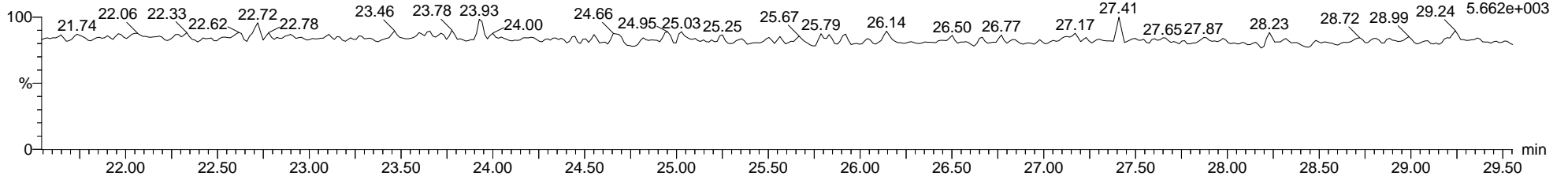
7-190724A07 Smooth(SG,1x1)
1613B-CS4-011 H7-19-CCV-CS4-0017

F1:Voltage SIR,EI+
316.9824
2.640e+006



7-190724A07 Smooth(SG,1x1)
1613B-CS4-011 H7-19-CCV-CS4-0017

F1:Voltage SIR,EI+
375.8364
5.662e+003



Dataset: C:\MassLynx\Dioxin.PRO\Result Files\7-190724A-ICAL_M23.qld

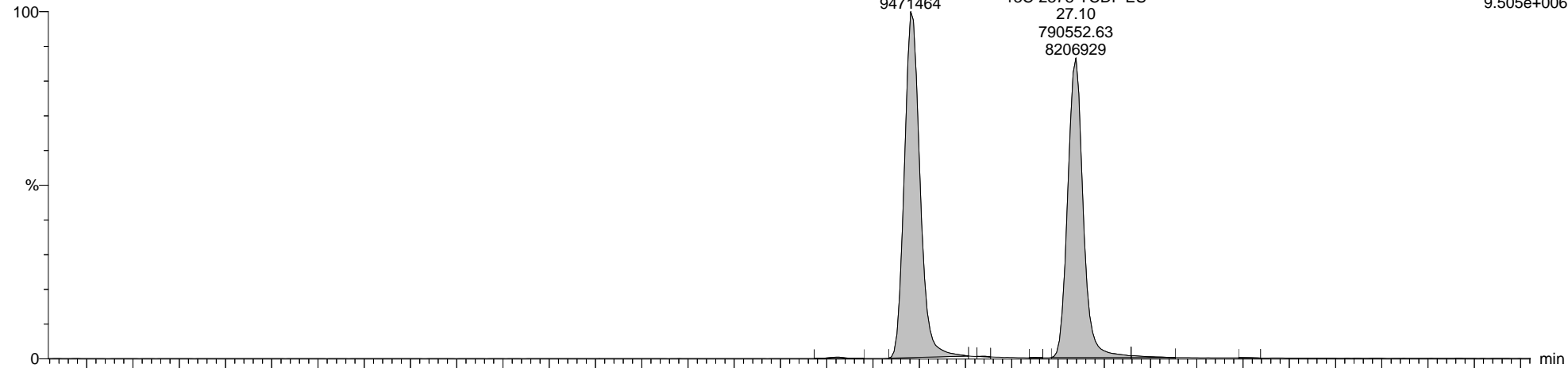
Last Altered: Thursday, July 25, 2019 09:29:35 Eastern Daylight Time

Printed: Friday, August 30, 2019 14:29:16 Eastern Daylight Time

Name: 7-190724A07, Date: 24-Jul-2019, Time: 20:08:24, ID: H7-19-CCV-CS4-0017, Description: 1613B-CS4-011, Vial: Tray1:8

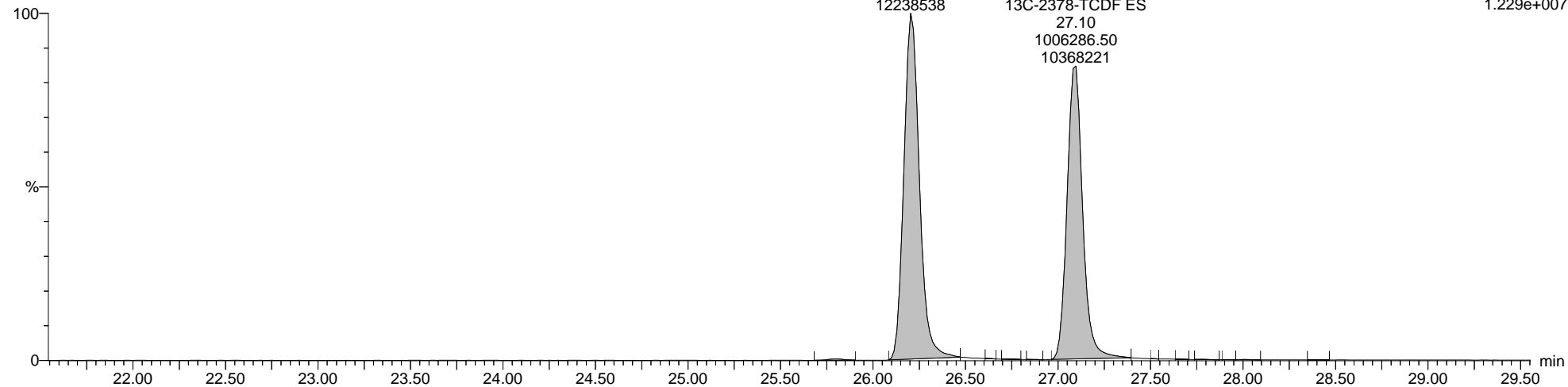
13C-2378-TCDF ES

7-190724A07 Smooth(SG,1x1)
1613B-CS4-011 H7-19-CCV-CS4-0017



F1:Voltage SIR,EI+
315.9419
9.505e+006

7-190724A07 Smooth(SG,1x1)
1613B-CS4-011 H7-19-CCV-CS4-0017



F1:Voltage SIR,EI+
317.9389
1.229e+007

Quantify Sample Report MassLynx MassLynx V4.1 SCN 901

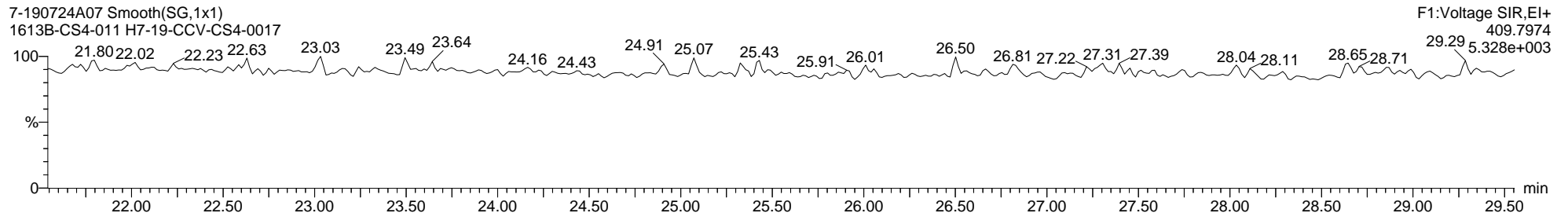
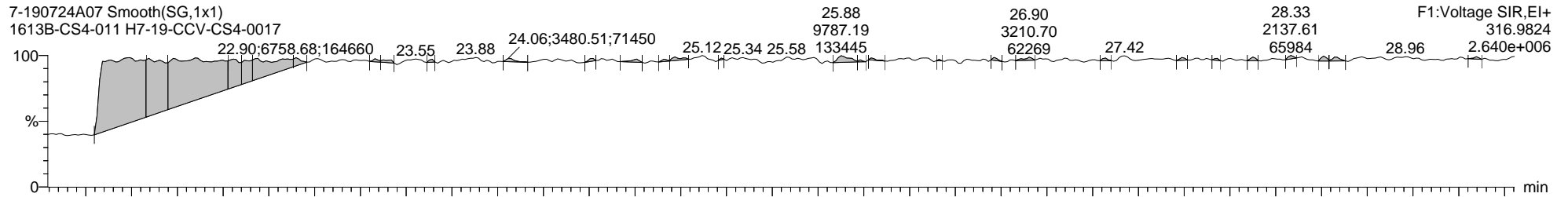
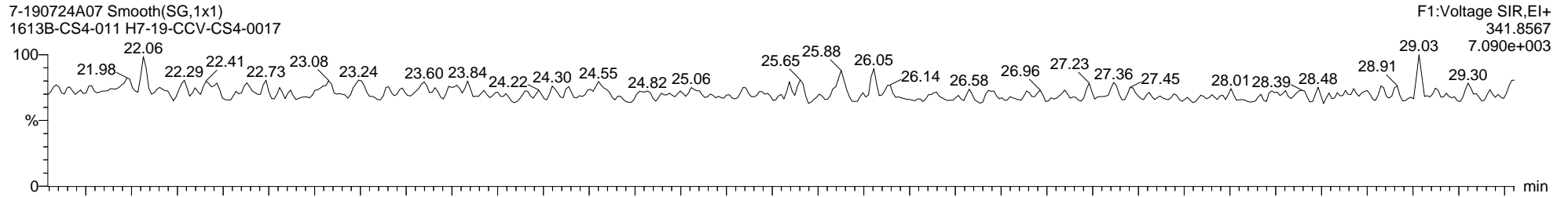
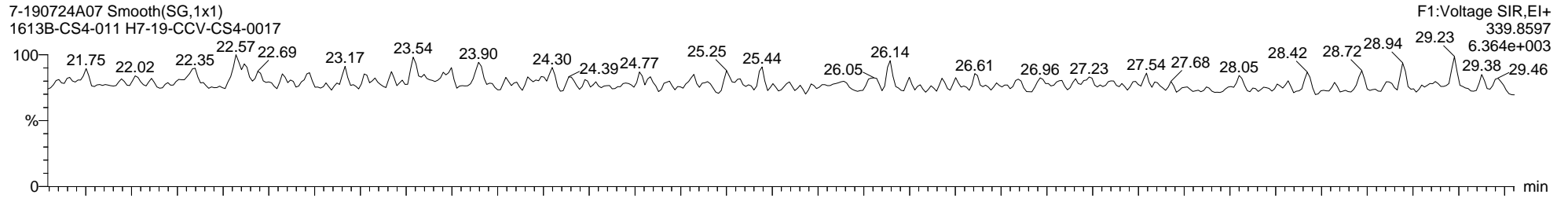
Dataset: C:\MassLynx\Dioxin.PRO\Result Files\7-190724A-ICAL_M23.qld

Last Altered: Thursday, July 25, 2019 09:29:35 Eastern Daylight Time

Printed: Friday, August 30, 2019 14:29:16 Eastern Daylight Time

Name: 7-190724A07, Date: 24-Jul-2019, Time: 20:08:24, ID: H7-19-CCV-CS4-0017, Description: 1613B-CS4-011, Vial: Tray1:8

Total-PeCDF-F1



Quantify Sample Report MassLynx MassLynx V4.1 SCN 901

Dataset: C:\MassLynx\Dioxin.PRO\Result Files\7-190724A-ICAL_M23.qld

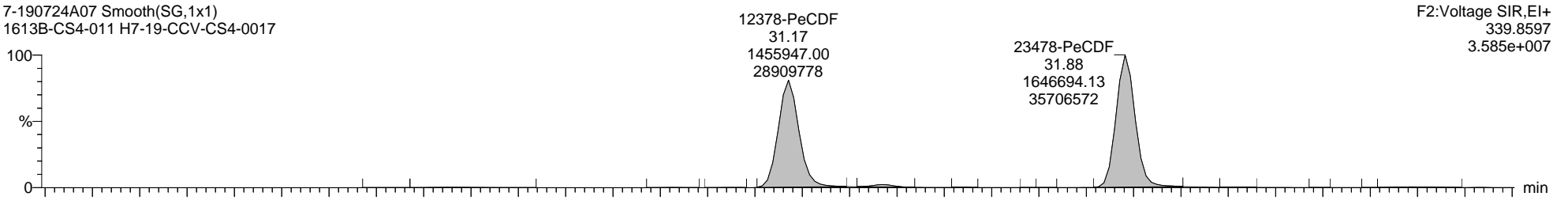
Last Altered: Thursday, July 25, 2019 09:29:35 Eastern Daylight Time

Printed: Friday, August 30, 2019 14:29:16 Eastern Daylight Time

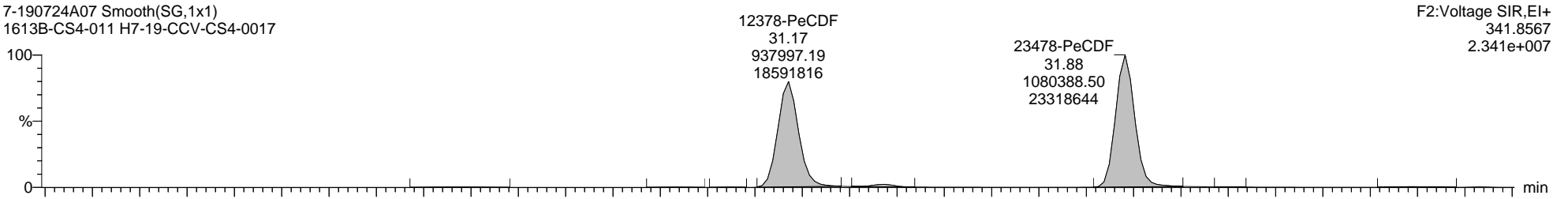
Name: 7-190724A07, Date: 24-Jul-2019, Time: 20:08:24, ID: H7-19-CCV-CS4-0017, Description: 1613B-CS4-011, Vial: Tray1:8

Total-Pentafurans

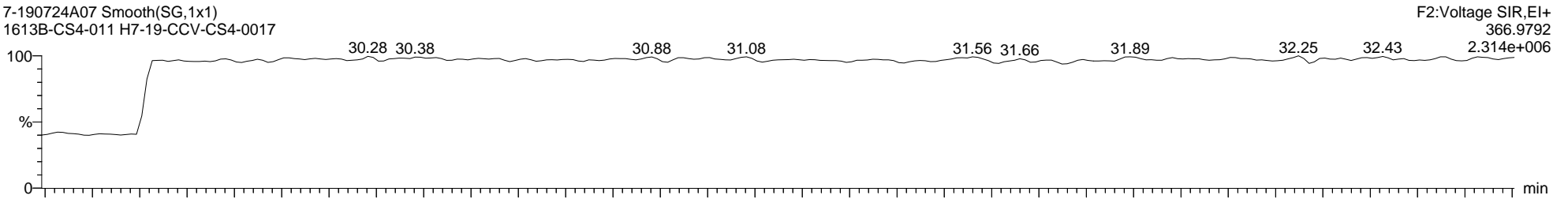
7-190724A07 Smooth(SG,1x1)
1613B-CS4-011 H7-19-CCV-CS4-0017



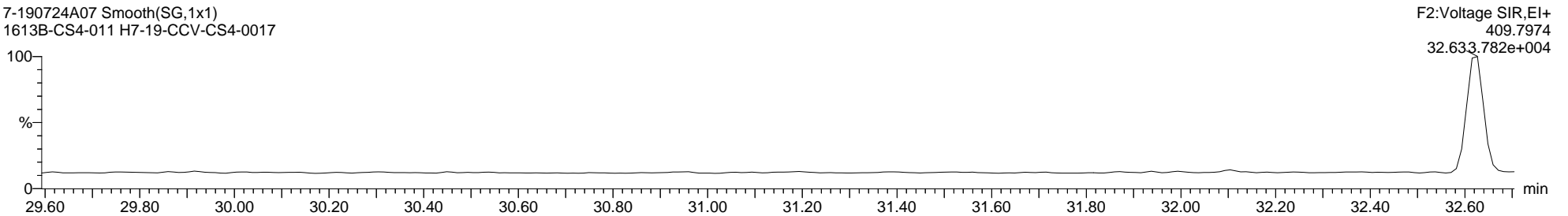
7-190724A07 Smooth(SG,1x1)
1613B-CS4-011 H7-19-CCV-CS4-0017



7-190724A07 Smooth(SG,1x1)
1613B-CS4-011 H7-19-CCV-CS4-0017



7-190724A07 Smooth(SG,1x1)
1613B-CS4-011 H7-19-CCV-CS4-0017



Quantify Sample Report MassLynx MassLynx V4.1 SCN 901

Dataset: C:\MassLynx\Dioxin.PRO\Result Files\7-190724A-ICAL_M23.qld

Last Altered: Thursday, July 25, 2019 09:29:35 Eastern Daylight Time

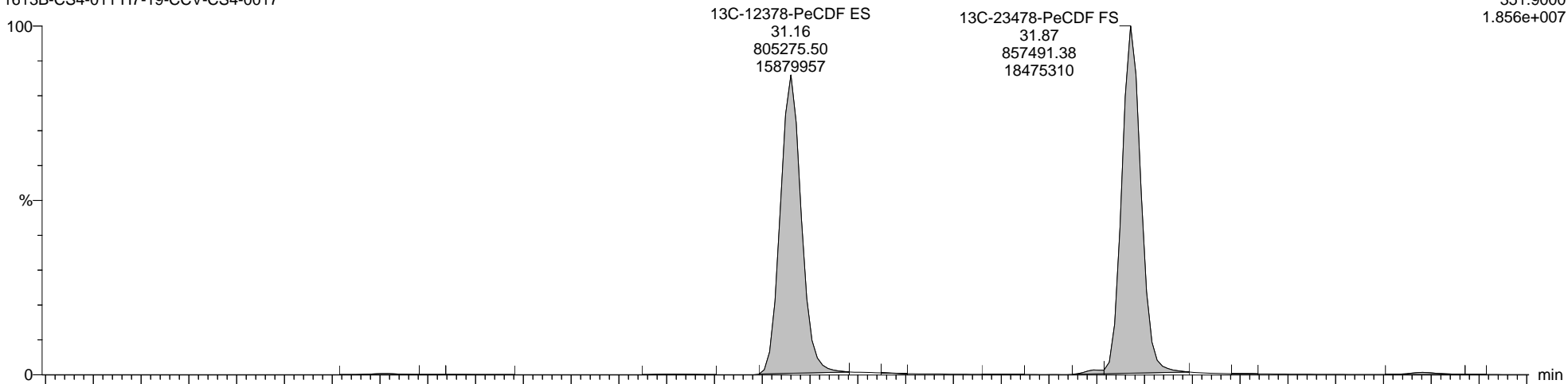
Printed: Friday, August 30, 2019 14:29:16 Eastern Daylight Time

Name: 7-190724A07, Date: 24-Jul-2019, Time: 20:08:24, ID: H7-19-CCV-CS4-0017, Description: 1613B-CS4-011, Vial: Tray1:8

13C-12378-PeCDF ES

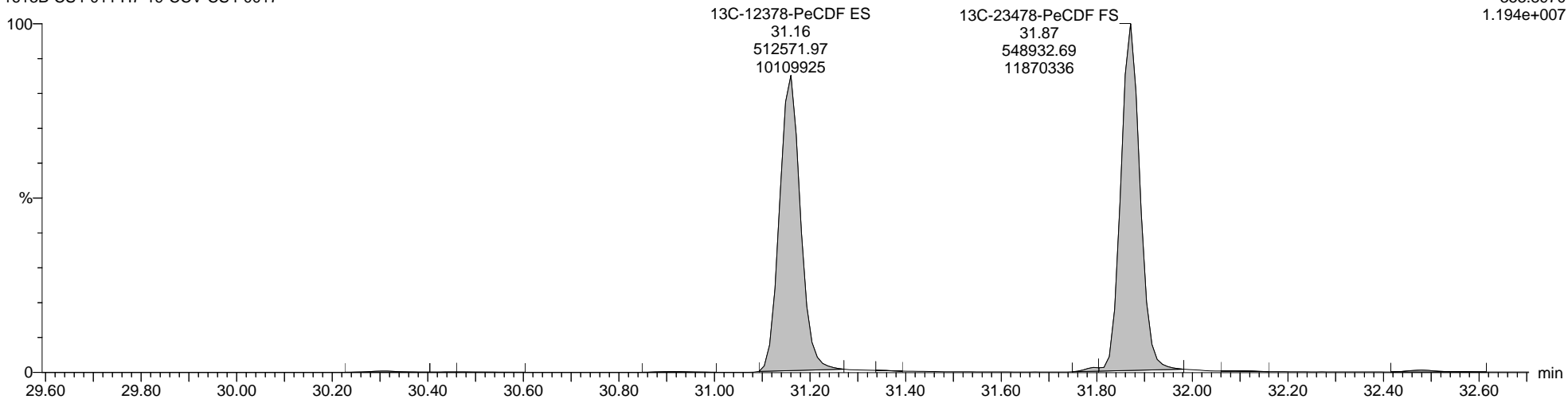
7-190724A07 Smooth(SG,1x1)
1613B-CS4-011 H7-19-CCV-CS4-0017

F2:Voltage SIR,EI+
351.9000
1.856e+007



7-190724A07 Smooth(SG,1x1)
1613B-CS4-011 H7-19-CCV-CS4-0017

F2:Voltage SIR,EI+
353.8970
1.194e+007



Quantify Sample Report MassLynx MassLynx V4.1 SCN 901

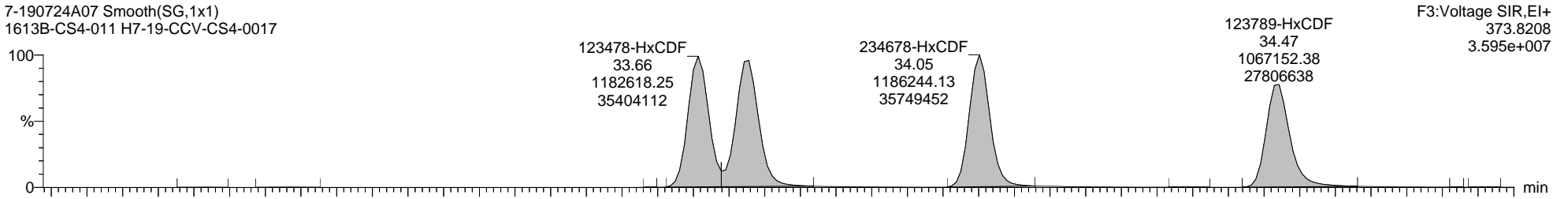
Dataset: C:\MassLynx\Dioxin.PRO\Result Files\7-190724A-ICAL_M23.qld

Last Altered: Thursday, July 25, 2019 09:29:35 Eastern Daylight Time
Printed: Friday, August 30, 2019 14:29:16 Eastern Daylight Time

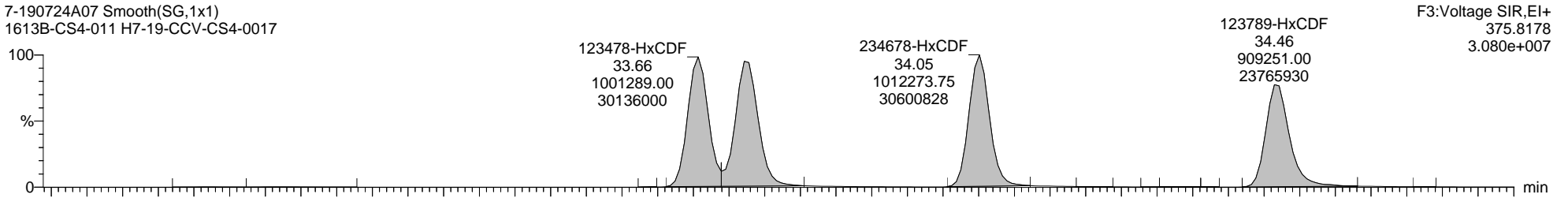
Name: 7-190724A07, Date: 24-Jul-2019, Time: 20:08:24, ID: H7-19-CCV-CS4-0017, Description: 1613B-CS4-011, Vial: Tray1:8

Total-Hexafurans

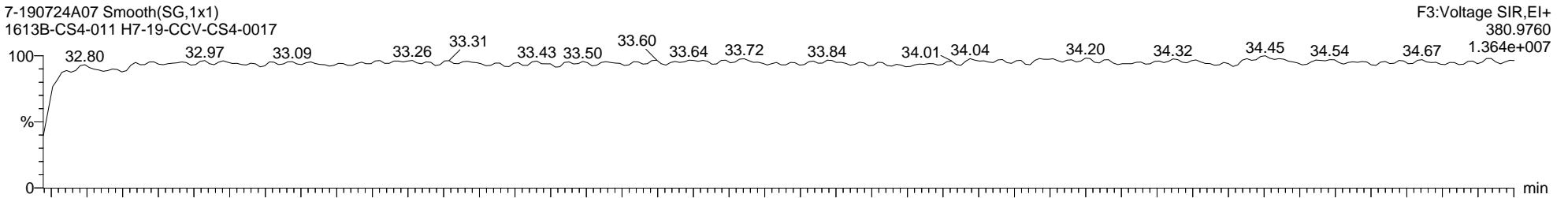
7-190724A07 Smooth(SG,1x1)
1613B-CS4-011 H7-19-CCV-CS4-0017



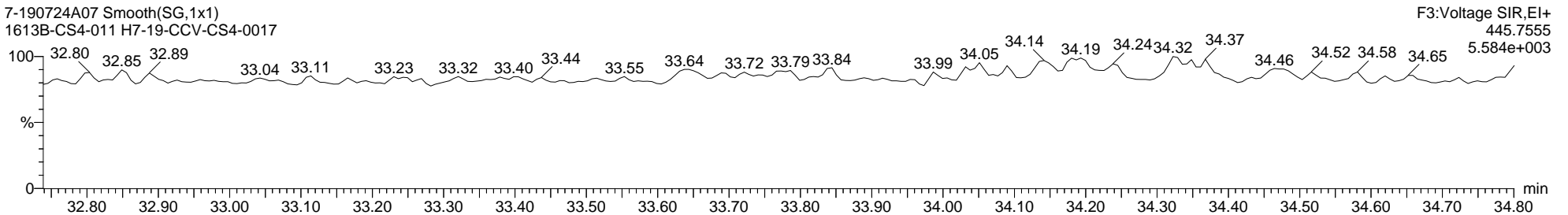
7-190724A07 Smooth(SG,1x1)
1613B-CS4-011 H7-19-CCV-CS4-0017



7-190724A07 Smooth(SG,1x1)
1613B-CS4-011 H7-19-CCV-CS4-0017



7-190724A07 Smooth(SG,1x1)
1613B-CS4-011 H7-19-CCV-CS4-0017



Dataset: C:\MassLynx\Dioxin.PRO\Result Files\7-190724A-ICAL_M23.qld

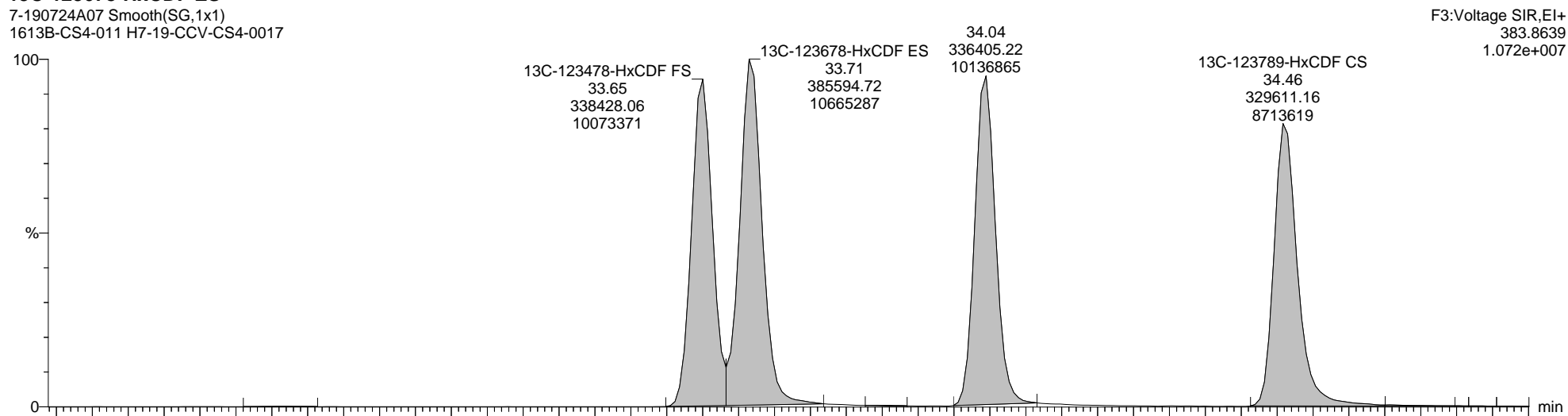
Last Altered: Thursday, July 25, 2019 09:29:35 Eastern Daylight Time

Printed: Friday, August 30, 2019 14:29:16 Eastern Daylight Time

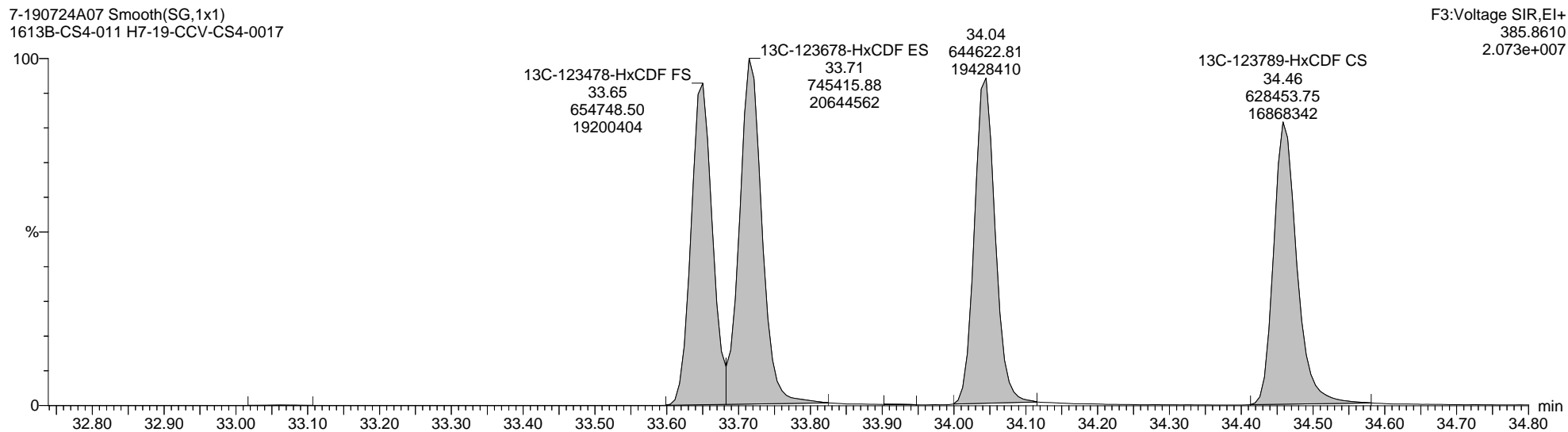
Name: 7-190724A07, Date: 24-Jul-2019, Time: 20:08:24, ID: H7-19-CCV-CS4-0017, Description: 1613B-CS4-011, Vial: Tray1:8

13C-123678-HxCDF ES

7-190724A07 Smooth(SG,1x1)
1613B-CS4-011 H7-19-CCV-CS4-0017



7-190724A07 Smooth(SG,1x1)
1613B-CS4-011 H7-19-CCV-CS4-0017



Quantify Sample Report MassLynx MassLynx V4.1 SCN 901

Dataset: C:\MassLynx\Dioxin.PRO\Result Files\7-190724A-ICAL_M23.qld

Last Altered: Thursday, July 25, 2019 09:29:35 Eastern Daylight Time


Printed: Friday, August 30, 2019 14:29:16 Eastern Daylight Time

Name: 7-190724A07, Date: 24-Jul-2019, Time: 20:08:24, ID: H7-19-CCV-CS4-0017, Description: 1613B-CS4-011, Vial: Tray1:8

Total-Heptafurans

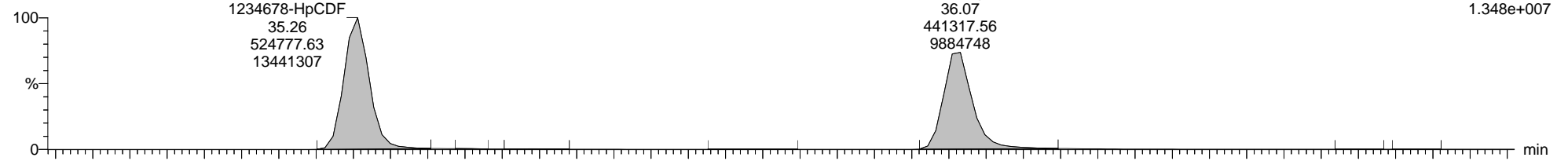
7-190724A07 Smooth(SG,1x1)

1613B-CS4-011 H7-19-CCV-CS4-0017



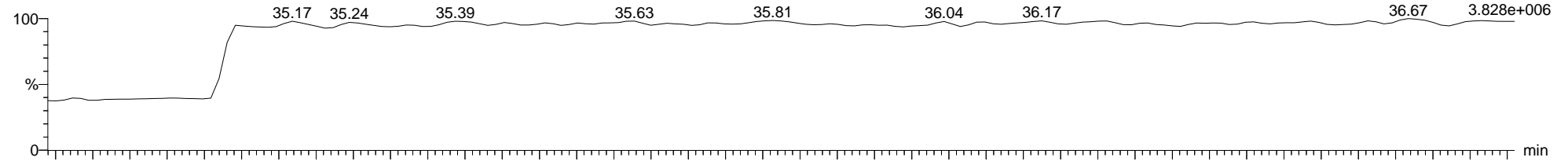
7-190724A07 Smooth(SG,1x1)

1613B-CS4-011 H7-19-CCV-CS4-0017



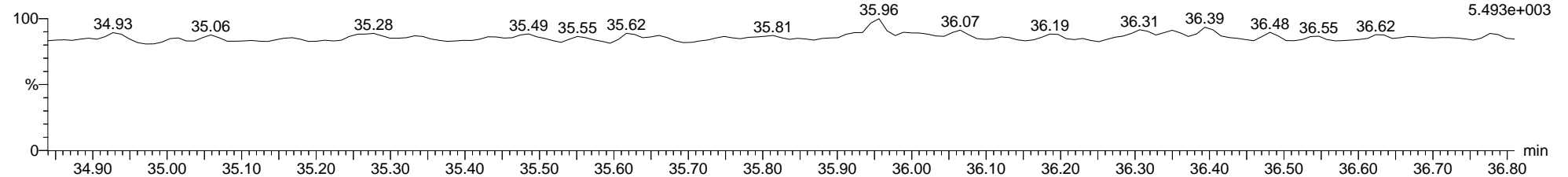
7-190724A07 Smooth(SG,1x1)

1613B-CS4-011 H7-19-CCV-CS4-0017



7-190724A07 Smooth(SG,1x1)

1613B-CS4-011 H7-19-CCV-CS4-0017



Quantify Sample Report MassLynx MassLynx V4.1 SCN 901

Dataset: C:\MassLynx\Dioxin.PRO\Result Files\7-190724A-ICAL_M23.qld

Last Altered: Thursday, July 25, 2019 09:29:35 Eastern Daylight Time

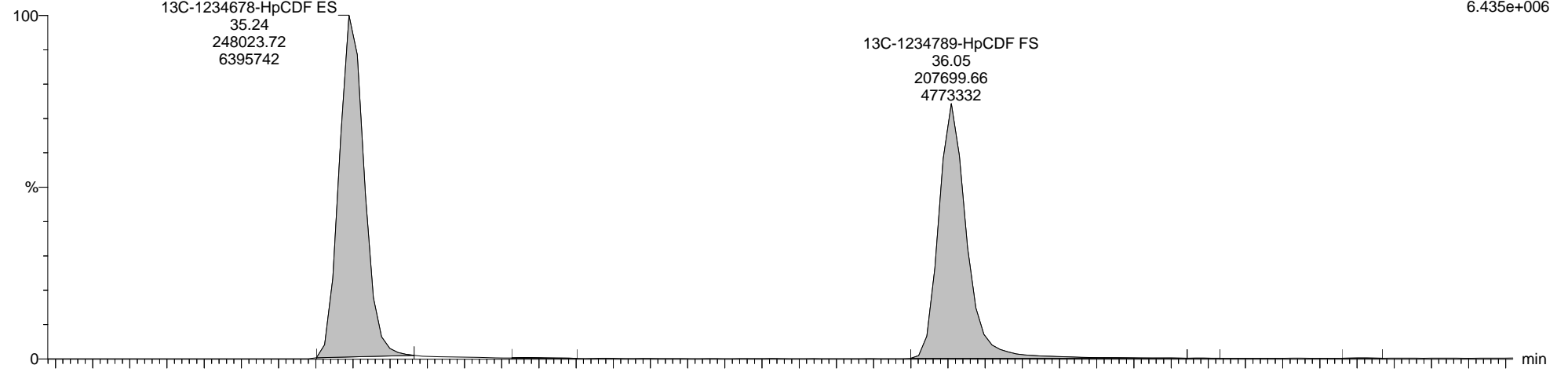
Printed: Friday, August 30, 2019 14:29:16 Eastern Daylight Time

Name: 7-190724A07, Date: 24-Jul-2019, Time: 20:08:24, ID: H7-19-CCV-CS4-0017, Description: 1613B-CS4-011, Vial: Tray1:8

13C-1234678-HpCDF ES

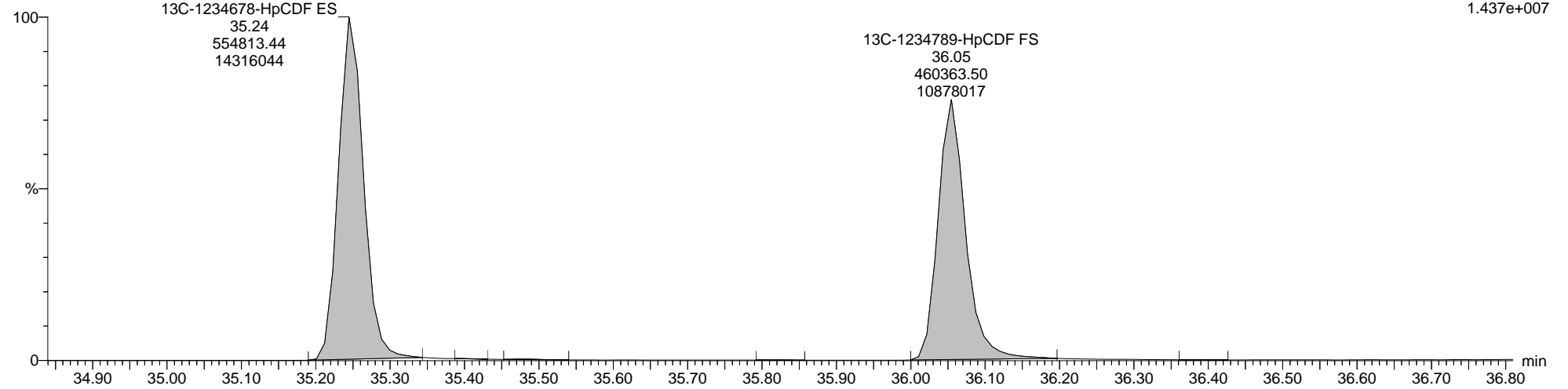
7-190724A07 Smooth(SG,1x1)
1613B-CS4-011 H7-19-CCV-CS4-0017

F4:Voltage SIR,EI+
417.8253
6.435e+006



7-190724A07 Smooth(SG,1x1)
1613B-CS4-011 H7-19-CCV-CS4-0017

F4:Voltage SIR,EI+
419.8220
1.437e+007



Quantify Sample Report MassLynx MassLynx V4.1 SCN 901

Dataset: C:\MassLynx\Dioxin.PRO\Result Files\7-190724A-ICAL_M23.qld

Last Altered: Thursday, July 25, 2019 09:29:35 Eastern Daylight Time

Printed: Friday, August 30, 2019 14:29:16 Eastern Daylight Time

Name: 7-190724A07, Date: 24-Jul-2019, Time: 20:08:24, ID: H7-19-CCV-CS4-0017, Description: 1613B-CS4-011, Vial: Tray1:8

Totals-OCDF

7-190724A07 Smooth(SG,1x1)

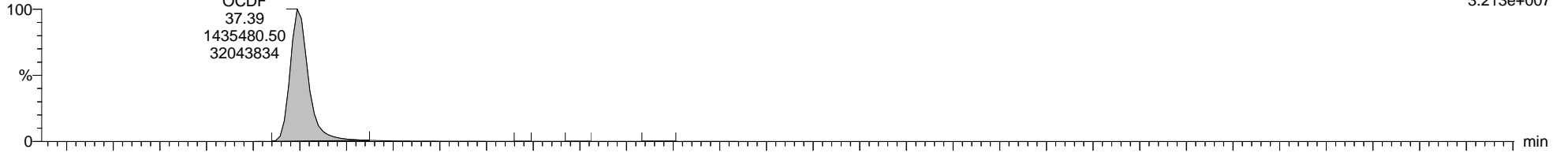
1613B-CS4-011 H7-19-CCV-CS4-0017

OCDF
37.39
1435480.50
32043834

F5:Voltage SIR,EI+

441.7428

3.213e+007



7-190724A07 Smooth(SG,1x1)

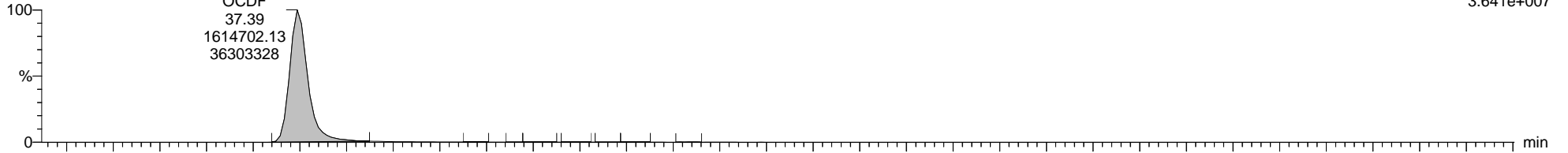
1613B-CS4-011 H7-19-CCV-CS4-0017

OCDF
37.39
1614702.13
36303328

F5:Voltage SIR,EI+

443.7398

3.641e+007



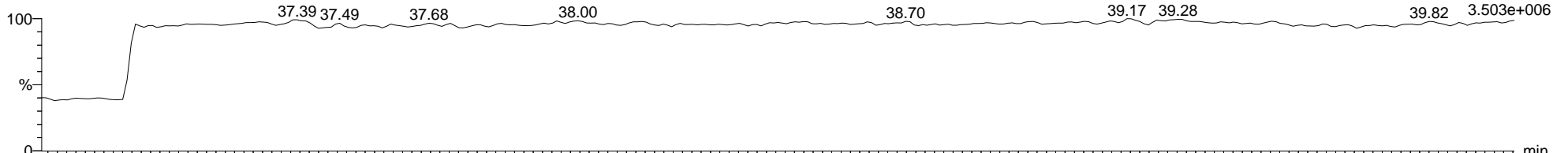
7-190724A07 Smooth(SG,1x1)

1613B-CS4-011 H7-19-CCV-CS4-0017

37.39 37.49 37.68 38.00 38.70 39.17 39.28 39.82 3.503e+006

F5:Voltage SIR,EI+

454.9728



7-190724A07 Smooth(SG,1x1)

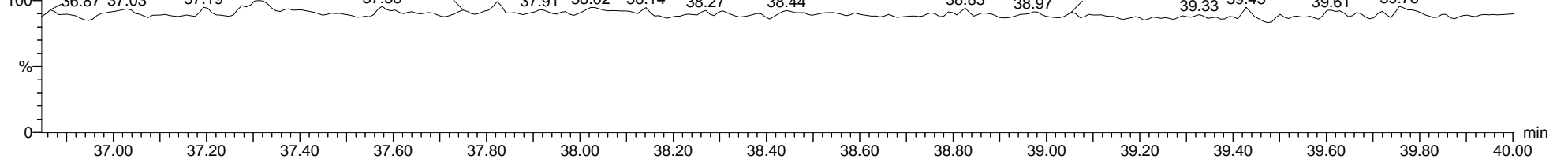
1613B-CS4-011 H7-19-CCV-CS4-0017

36.87 37.03 37.19 37.31 37.58 37.75 37.82 37.91 38.02 38.14 38.27 38.44 38.83 38.97 39.05 39.33 39.43 39.61 39.76 5.109e+003

F5:Voltage SIR,EI+

513.6775

5.109e+003



Dataset: C:\MassLynx\Dioxin.PRO\Result Files\7-190724A-ICAL_M23.qld

Last Altered: Thursday, July 25, 2019 09:29:35 Eastern Daylight Time

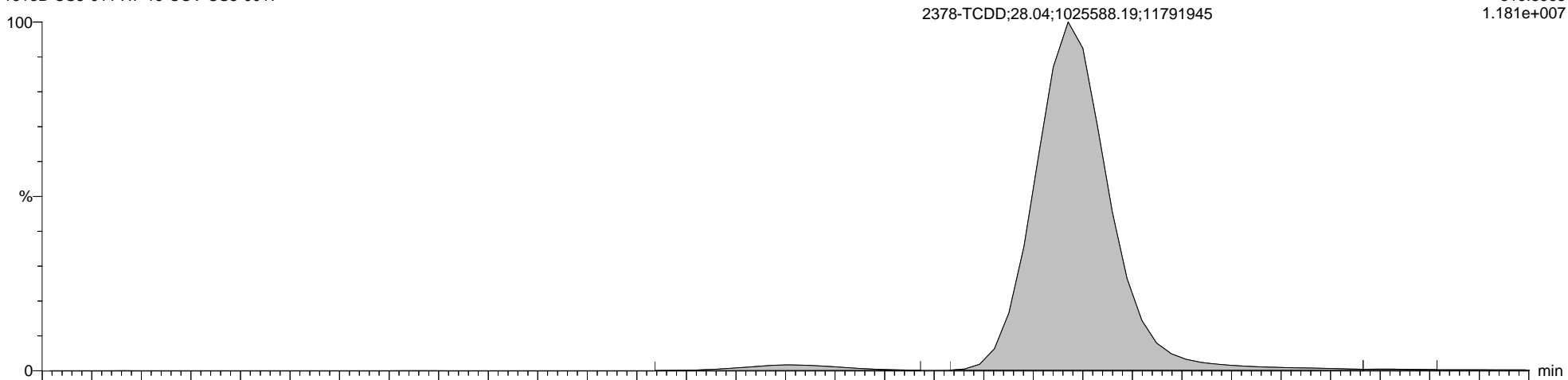
Printed: Friday, August 30, 2019 14:29:16 Eastern Daylight Time

Name: 7-190724A06, Date: 24-Jul-2019, Time: 19:26:19, ID: H7-19-CCV-CS5-0017, Description: 1613B-CS5-011, Vial: Tray1:7

2378-TCDD

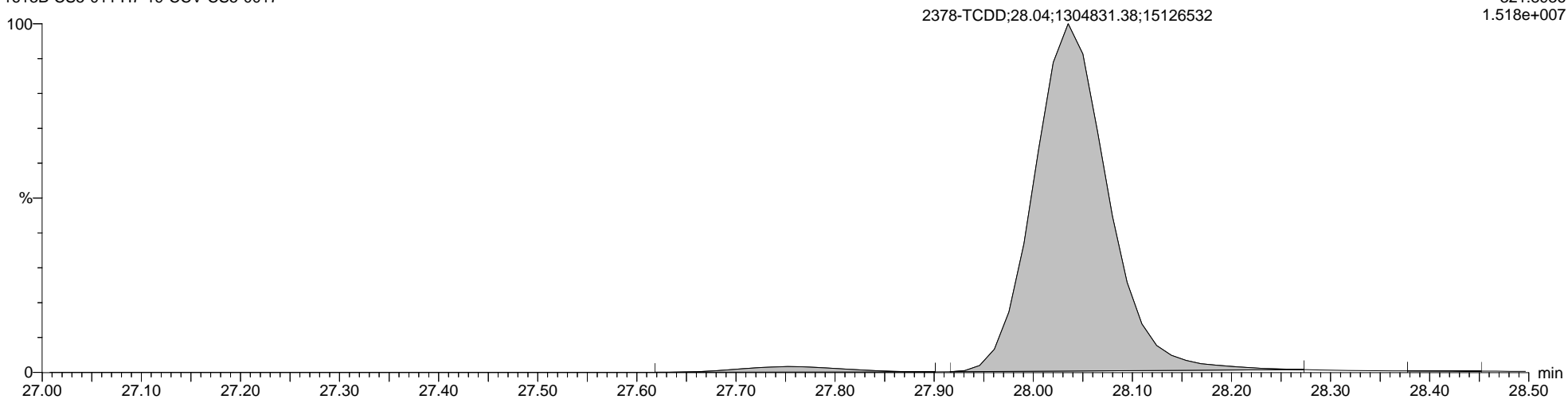
7-190724A06 Smooth(SG,1x1)
1613B-CS5-011 H7-19-CCV-CS5-0017

F1:Voltage SIR,EI+
319.8965
1.181e+007



7-190724A06 Smooth(SG,1x1)
1613B-CS5-011 H7-19-CCV-CS5-0017

F1:Voltage SIR,EI+
321.8936
1.518e+007



Quantify Sample Report MassLynx MassLynx V4.1 SCN 901

Dataset: C:\MassLynx\Dioxin.PRO\Result Files\7-190724A-ICAL_M23.qld

Last Altered: Thursday, July 25, 2019 09:29:35 Eastern Daylight Time


Printed: Friday, August 30, 2019 14:29:16 Eastern Daylight Time

Name: 7-190724A06, Date: 24-Jul-2019, Time: 19:26:19, ID: H7-19-CCV-CS5-0017, Description: 1613B-CS5-011, Vial: Tray1:7

Total-Tetradoxins


7-190724A06 Smooth(SG,1x1)
1613B-CS5-011 H7-19-CCV-CS5-0017

F1:Voltage SIR,EI+
319.8965
1.181e+007



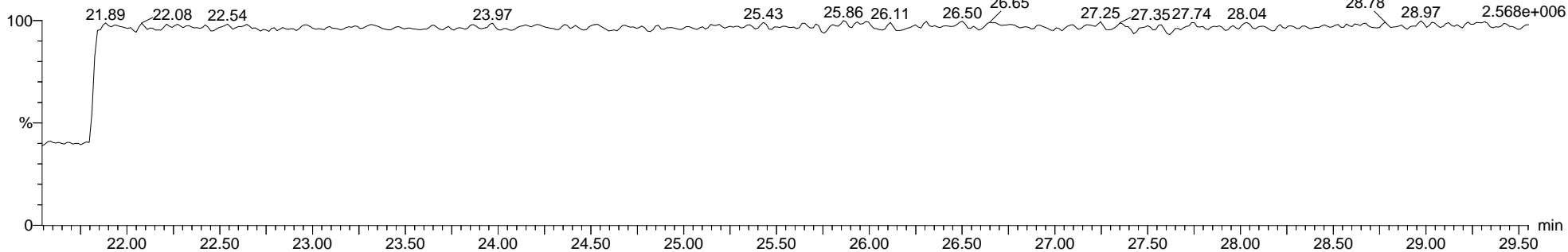
7-190724A06 Smooth(SG,1x1)
1613B-CS5-011 H7-19-CCV-CS5-0017

F1:Voltage SIR,EI+
321.8936
1.518e+007



7-190724A06 Smooth(SG,1x1)
1613B-CS5-011 H7-19-CCV-CS5-0017

F1:Voltage SIR,EI+
316.9824
2.568e+006



Dataset: C:\MassLynx\Dioxin.PRO\Result Files\7-190724A-ICAL_M23.qld


Last Altered: Thursday, July 25, 2019 09:29:35 Eastern Daylight Time

Printed: Friday, August 30, 2019 14:29:16 Eastern Daylight Time

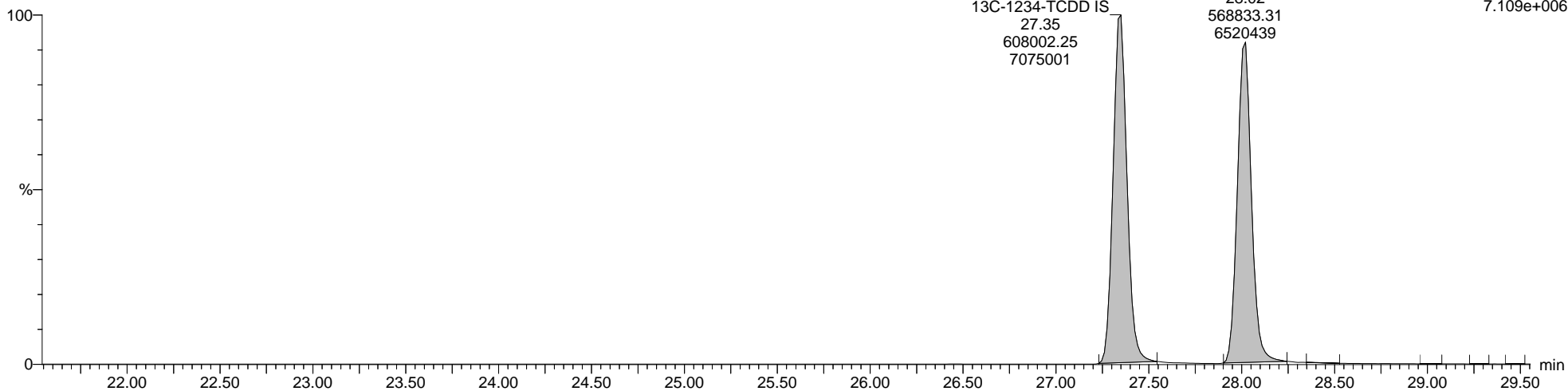
Name: 7-190724A06, Date: 24-Jul-2019, Time: 19:26:19, ID: H7-19-CCV-CS5-0017, Description: 1613B-CS5-011, Vial: Tray1:7

13C-2378-TCDD ES

7-190724A06 Smooth(SG,1x1)
1613B-CS5-011 H7-19-CCV-CS5-0017



7-190724A06 Smooth(SG,1x1)
1613B-CS5-011 H7-19-CCV-CS5-0017



Quantify Sample Report MassLynx MassLynx V4.1 SCN 901

Dataset: C:\MassLynx\Dioxin.PRO\Result Files\7-190724A-ICAL_M23.qld

Last Altered: Thursday, July 25, 2019 09:29:35 Eastern Daylight Time


Printed: Friday, August 30, 2019 14:29:16 Eastern Daylight Time

Name: 7-190724A06, Date: 24-Jul-2019, Time: 19:26:19, ID: H7-19-CCV-CS5-0017, Description: 1613B-CS5-011, Vial: Tray1:7

Totals-37Cl-2378-TCDD

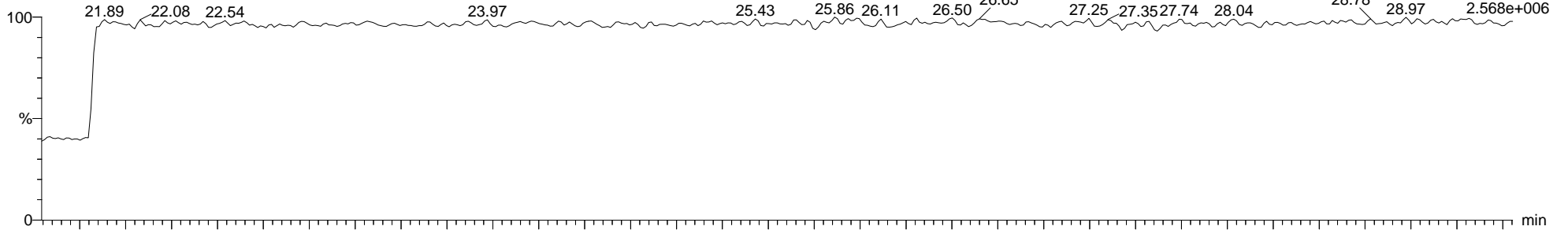
7-190724A06 Smooth(SG,1x1)
1613B-CS5-011 H7-19-CCV-CS5-0017

F1:Voltage SIR,EI+
327.8847
2.986e+007



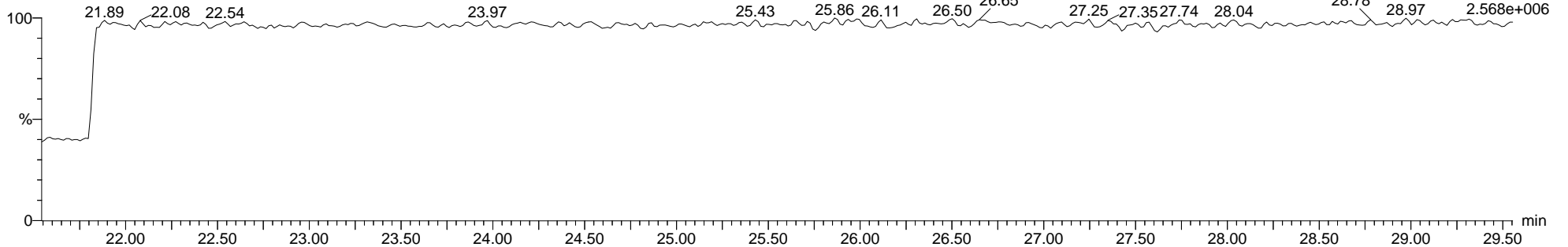
7-190724A06 Smooth(SG,1x1)
1613B-CS5-011 H7-19-CCV-CS5-0017

F1:Voltage SIR,EI+
316.9824
2.568e+006



7-190724A06 Smooth(SG,1x1)
1613B-CS5-011 H7-19-CCV-CS5-0017

F1:Voltage SIR,EI+
316.9824
2.568e+006



Quantify Sample Report MassLynx MassLynx V4.1 SCN 901

Dataset: C:\MassLynx\Dioxin.PRO\Result Files\7-190724A-ICAL_M23.qld

Last Altered: Thursday, July 25, 2019 09:29:35 Eastern Daylight Time


Printed: Friday, August 30, 2019 14:29:16 Eastern Daylight Time

Name: 7-190724A06, Date: 24-Jul-2019, Time: 19:26:19, ID: H7-19-CCV-CS5-0017, Description: 1613B-CS5-011, Vial: Tray1:7

Total-Pentadioxins

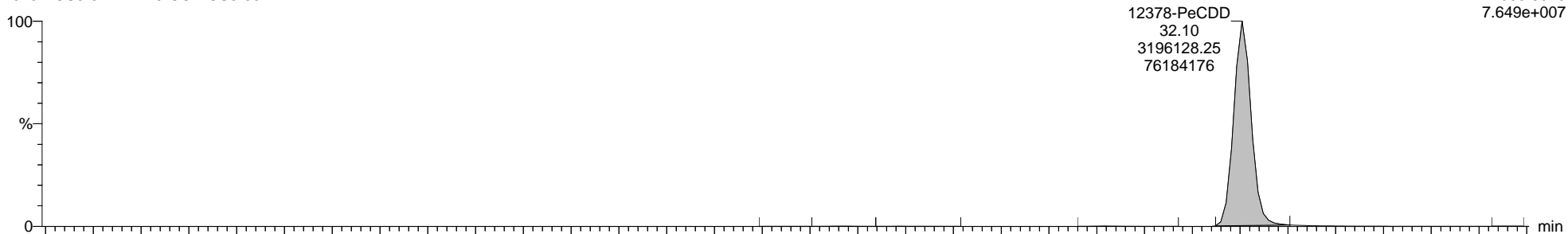
7-190724A06 Smooth(SG,1x1)
1613B-CS5-011 H7-19-CCV-CS5-0017

F2:Voltage SIR,EI+
355.8546
1.235e+008



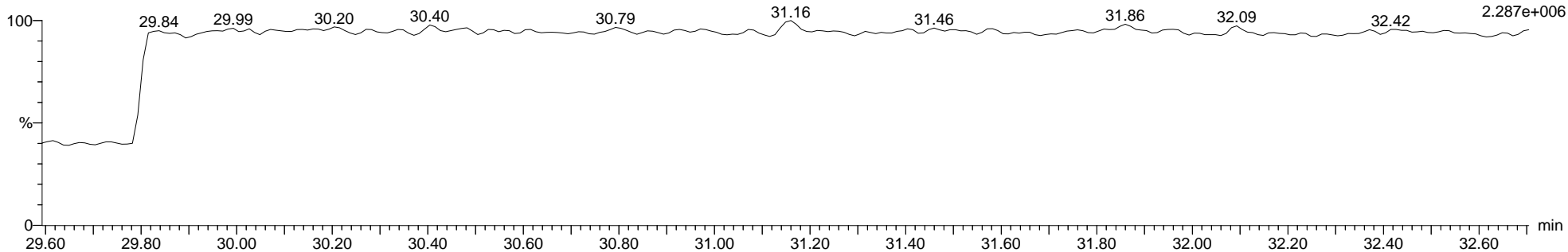
7-190724A06 Smooth(SG,1x1)
1613B-CS5-011 H7-19-CCV-CS5-0017

F2:Voltage SIR,EI+
353.8576
7.649e+007



7-190724A06 Smooth(SG,1x1)
1613B-CS5-011 H7-19-CCV-CS5-0017

F2:Voltage SIR,EI+
366.9792
2.287e+006



Dataset: C:\MassLynx\Dioxin.PRO\Result Files\7-190724A-ICAL_M23.qld

Last Altered: Thursday, July 25, 2019 09:29:35 Eastern Daylight Time

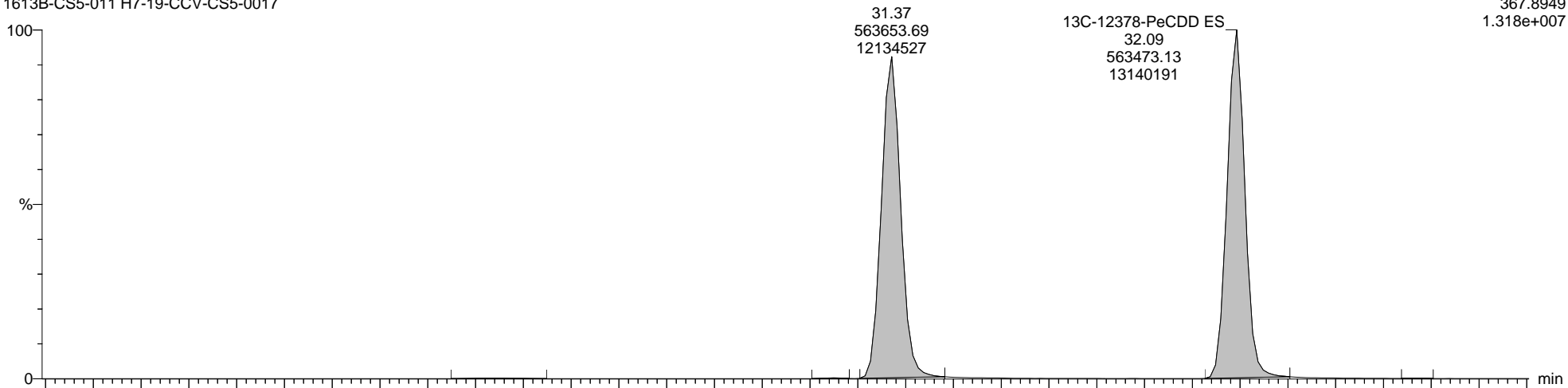
Printed: Friday, August 30, 2019 14:29:16 Eastern Daylight Time

Name: 7-190724A06, Date: 24-Jul-2019, Time: 19:26:19, ID: H7-19-CCV-CS5-0017, Description: 1613B-CS5-011, Vial: Tray1:7

13C-12378-PeCDD ES

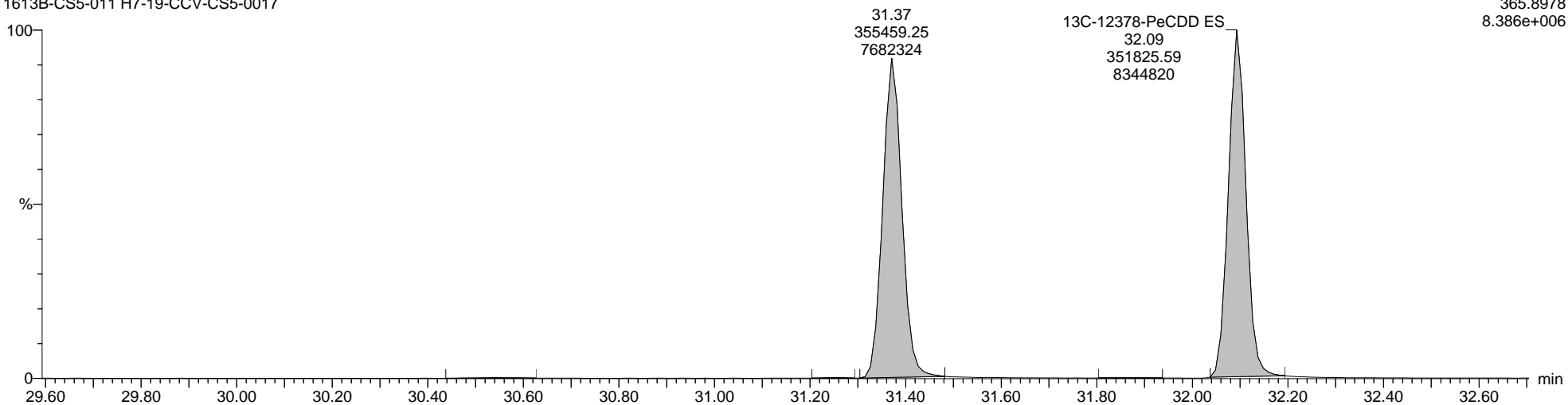
7-190724A06 Smooth(SG,1x1)
1613B-CS5-011 H7-19-CCV-CS5-0017

F2:Voltage SIR,EI+
367.8949
1.318e+007



7-190724A06 Smooth(SG,1x1)
1613B-CS5-011 H7-19-CCV-CS5-0017

F2:Voltage SIR,EI+
365.8978
8.386e+006



Dataset: C:\MassLynx\Dioxin.PRO\Result Files\7-190724A-ICAL_M23.qld

Last Altered: Thursday, July 25, 2019 09:29:35 Eastern Daylight Time


Printed: Friday, August 30, 2019 14:29:16 Eastern Daylight Time

Name: 7-190724A06, Date: 24-Jul-2019, Time: 19:26:19, ID: H7-19-CCV-CS5-0017, Description: 1613B-CS5-011, Vial: Tray1:7

Total-Hexadioxins


7-190724A06 Smooth(SG,1x1)
1613B-CS5-011 H7-19-CCV-CS5-0017

F3:Voltage SIR,EI+
389.8157
1.583e+008



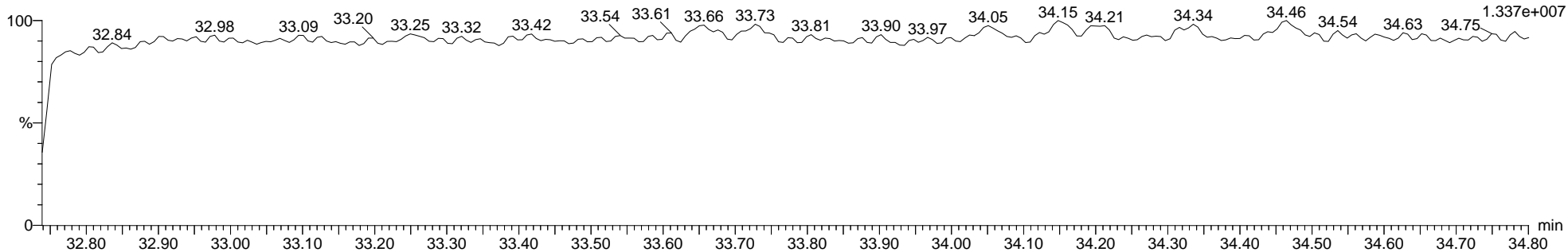
7-190724A06 Smooth(SG,1x1)
1613B-CS5-011 H7-19-CCV-CS5-0017

F3:Voltage SIR,EI+
391.8127
1.289e+008



7-190724A06 Smooth(SG,1x1)
1613B-CS5-011 H7-19-CCV-CS5-0017

F3:Voltage SIR,EI+
380.9760
1.337e+007



Quantify Sample Report MassLynx MassLynx V4.1 SCN 901

Dataset: C:\MassLynx\Dioxin.PRO\Result Files\7-190724A-ICAL_M23.qld

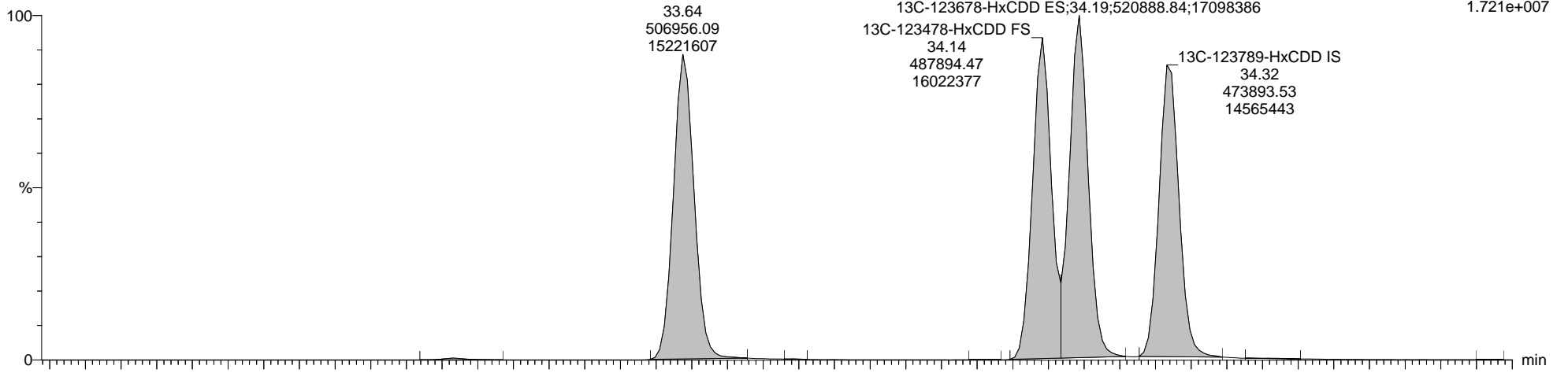
Last Altered: Thursday, July 25, 2019 09:29:35 Eastern Daylight Time
Printed: Friday, August 30, 2019 14:29:16 Eastern Daylight Time

Name: 7-190724A06, Date: 24-Jul-2019, Time: 19:26:19, ID: H7-19-CCV-CS5-0017, Description: 1613B-CS5-011, Vial: Tray1:7

13C-123678-HxCDD ES

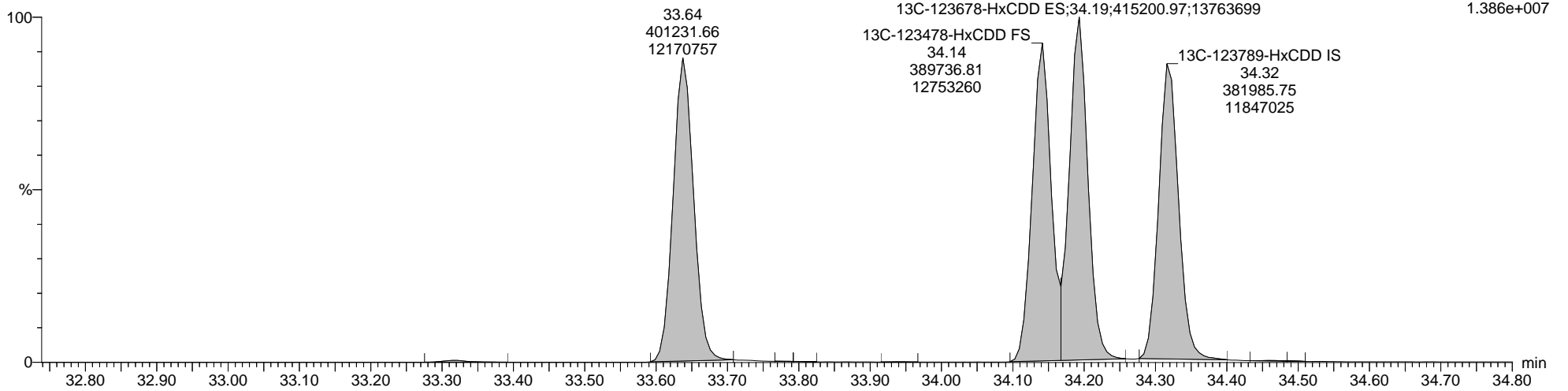
7-190724A06 Smooth(SG,1x1)
1613B-CS5-011 H7-19-CCV-CS5-0017

F3:Voltage SIR,EI+
401.8559
1.721e+007



7-190724A06 Smooth(SG,1x1)
1613B-CS5-011 H7-19-CCV-CS5-0017

F3:Voltage SIR,EI+
403.8530
1.386e+007



Quantify Sample Report MassLynx MassLynx V4.1 SCN 901

Dataset: C:\MassLynx\Dioxin.PRO\Result Files\7-190724A-ICAL_M23.qld

Last Altered: Thursday, July 25, 2019 09:29:35 Eastern Daylight Time

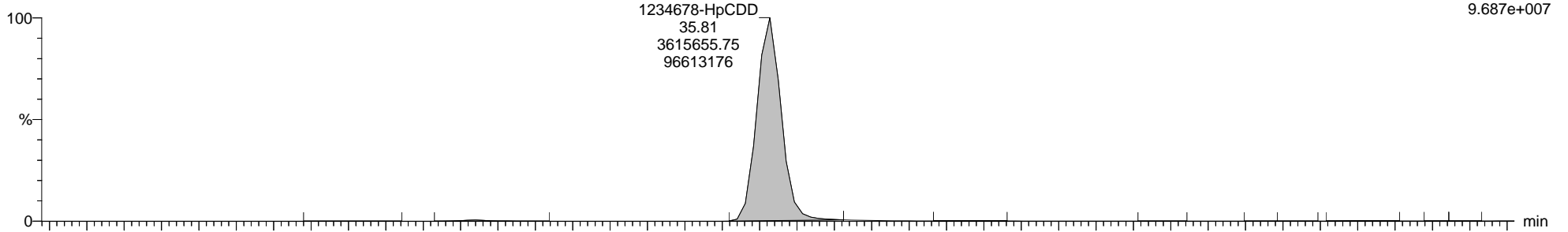
Printed: Friday, August 30, 2019 14:29:16 Eastern Daylight Time

Name: 7-190724A06, Date: 24-Jul-2019, Time: 19:26:19, ID: H7-19-CCV-CS5-0017, Description: 1613B-CS5-011, Vial: Tray1:7

Total-Heptadioxins

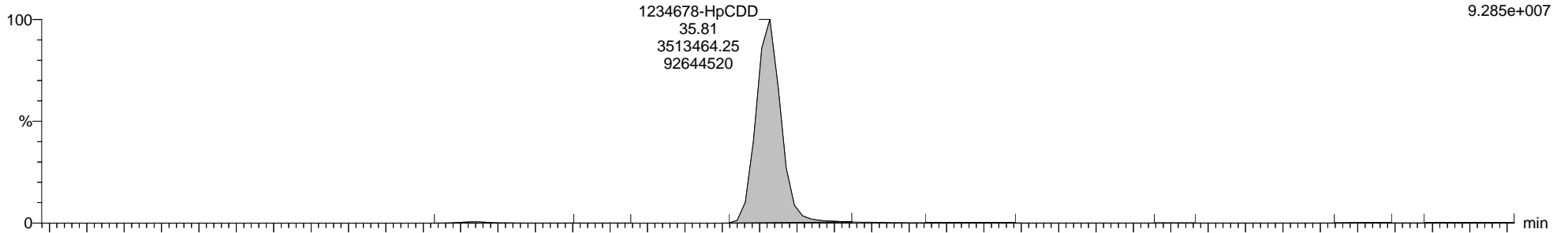
7-190724A06 Smooth(SG,1x1)
1613B-CS5-011 H7-19-CCV-CS5-0017

F4:Voltage SIR,EI+
423.7766
9.687e+007



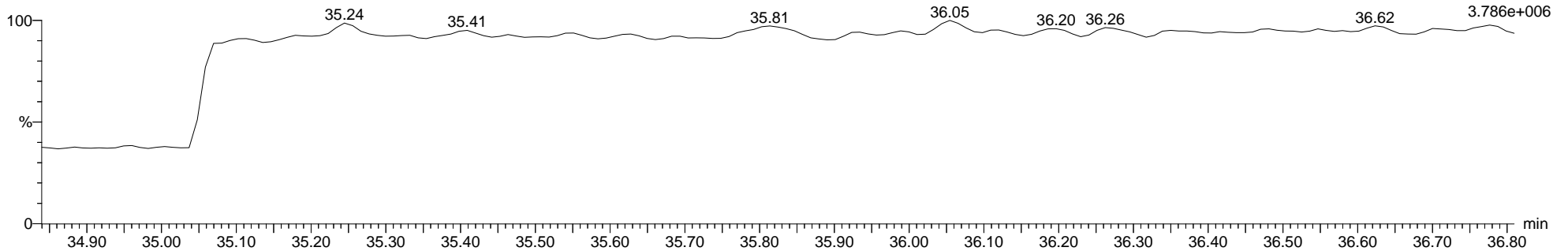
7-190724A06 Smooth(SG,1x1)
1613B-CS5-011 H7-19-CCV-CS5-0017

F4:Voltage SIR,EI+
425.7737
9.285e+007



7-190724A06 Smooth(SG,1x1)
1613B-CS5-011 H7-19-CCV-CS5-0017

F4:Voltage SIR,EI+
454.9728
3.786e+006



Quantify Sample Report MassLynx MassLynx V4.1 SCN 901

Dataset: C:\MassLynx\Dioxin.PRO\Result Files\7-190724A-ICAL_M23.qld

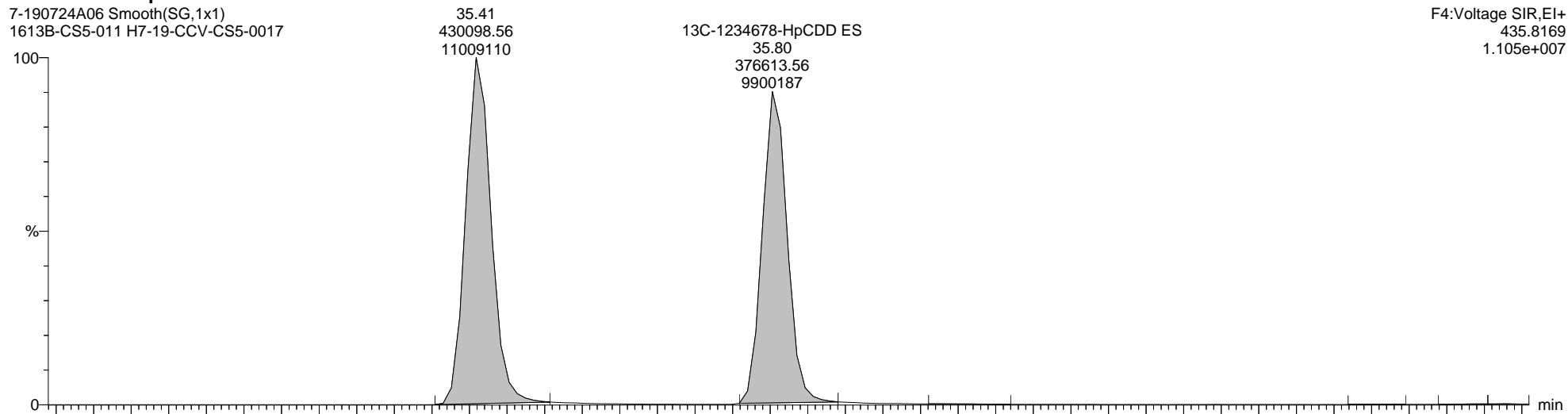
Last Altered: Thursday, July 25, 2019 09:29:35 Eastern Daylight Time

Printed: Friday, August 30, 2019 14:29:16 Eastern Daylight Time

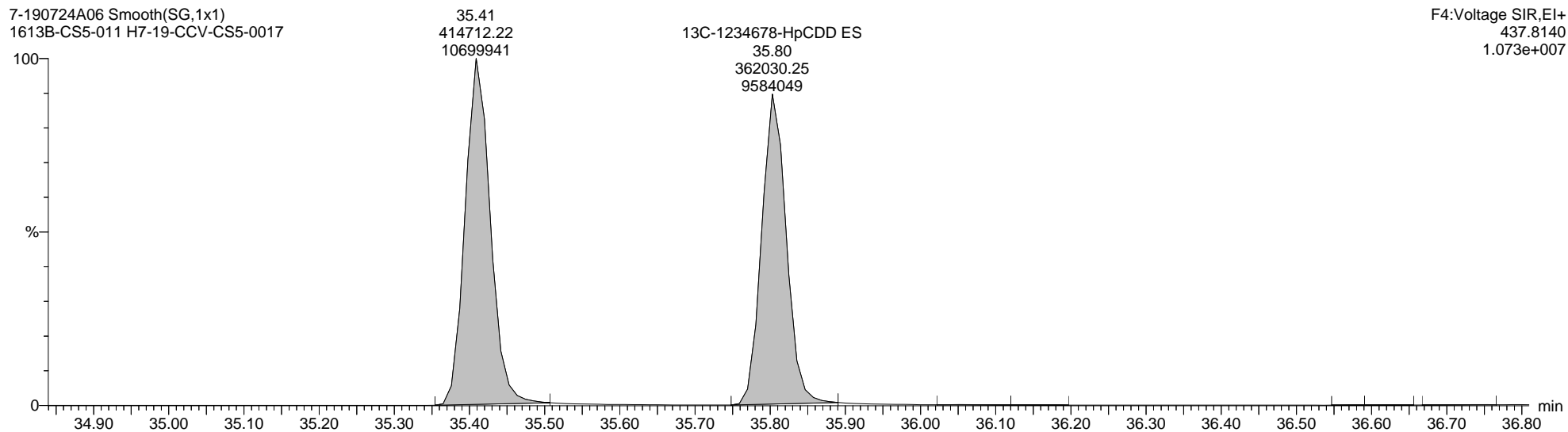
Name: 7-190724A06, Date: 24-Jul-2019, Time: 19:26:19, ID: H7-19-CCV-CS5-0017, Description: 1613B-CS5-011, Vial: Tray1:7

13C-1234678-HpCDD ES

7-190724A06 Smooth(SG,1x1)
1613B-CS5-011 H7-19-CCV-CS5-0017



7-190724A06 Smooth(SG,1x1)
1613B-CS5-011 H7-19-CCV-CS5-0017



Quantify Sample Report MassLynx MassLynx V4.1 SCN 901

Dataset: C:\MassLynx\Dioxin.PRO\Result Files\7-190724A-ICAL_M23.qld

Last Altered: Thursday, July 25, 2019 09:29:35 Eastern Daylight Time


Printed: Friday, August 30, 2019 14:29:16 Eastern Daylight Time

Name: 7-190724A06, Date: 24-Jul-2019, Time: 19:26:19, ID: H7-19-CCV-CS5-0017, Description: 1613B-CS5-011, Vial: Tray1:7

Total-OCDD


7-190724A06 Smooth(SG,1x1)
1613B-CS5-011 H7-19-CCV-CS5-0017

F5:Voltage SIR,EI+
457.7377
1.586e+008



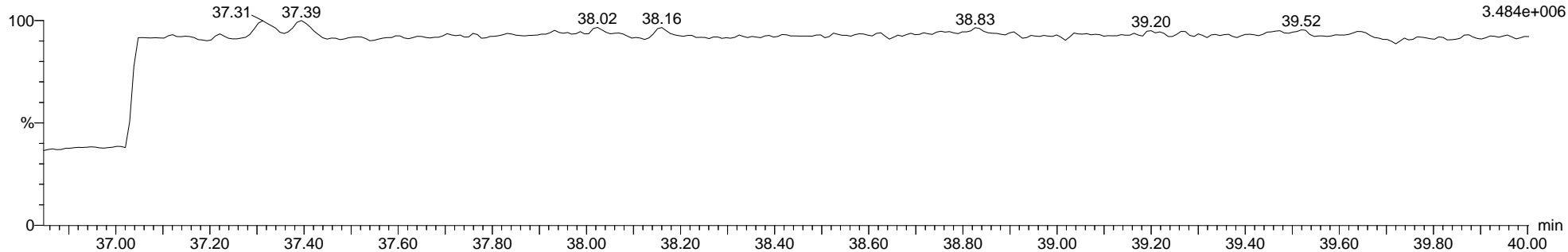
7-190724A06 Smooth(SG,1x1)
1613B-CS5-011 H7-19-CCV-CS5-0017

F5:Voltage SIR,EI+
459.7348
1.784e+008



7-190724A06 Smooth(SG,1x1)
1613B-CS5-011 H7-19-CCV-CS5-0017

F5:Voltage SIR,EI+
454.9728
3.484e+006



Dataset: C:\MassLynx\Dioxin.PRO\Result Files\7-190724A-ICAL_M23.qld

Last Altered: Thursday, July 25, 2019 09:29:35 Eastern Daylight Time


Printed: Friday, August 30, 2019 14:29:16 Eastern Daylight Time

Name: 7-190724A06, Date: 24-Jul-2019, Time: 19:26:19, ID: H7-19-CCV-CS5-0017, Description: 1613B-CS5-011, Vial: Tray1:7

13C-OCDD ES

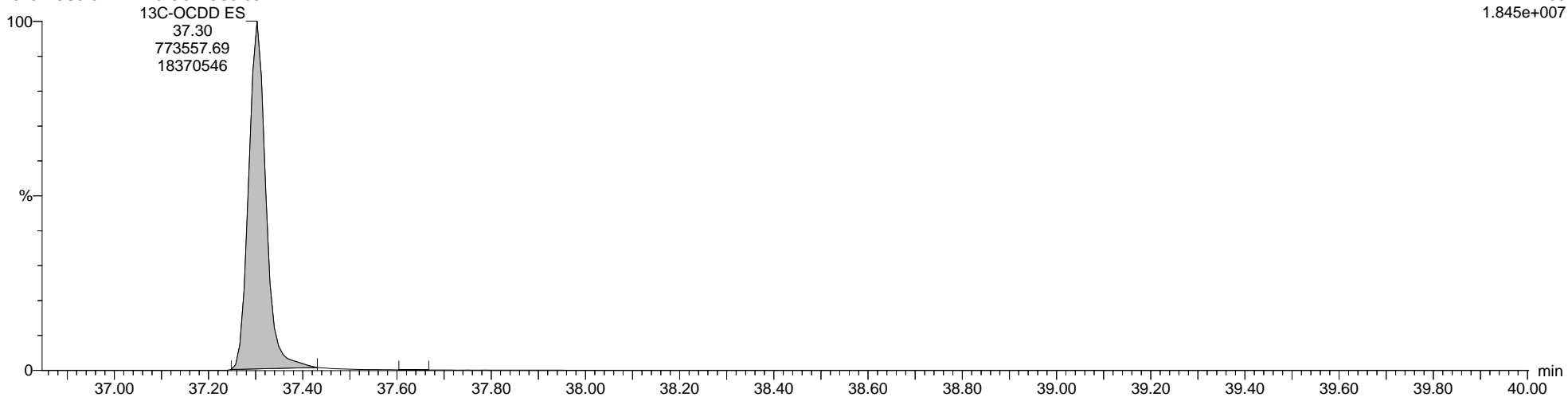
7-190724A06 Smooth(SG,1x1)
1613B-CS5-011 H7-19-CCV-CS5-0017

F5:Voltage SIR,EI+
469.7779
1.656e+007



7-190724A06 Smooth(SG,1x1)
1613B-CS5-011 H7-19-CCV-CS5-0017

F5:Voltage SIR,EI+
471.7750
1.845e+007



Quantify Sample Report MassLynx MassLynx V4.1 SCN 901

Dataset: C:\MassLynx\Dioxin.PRO\Result Files\7-190724A-ICAL_M23.qld

Last Altered: Thursday, July 25, 2019 09:29:35 Eastern Daylight Time

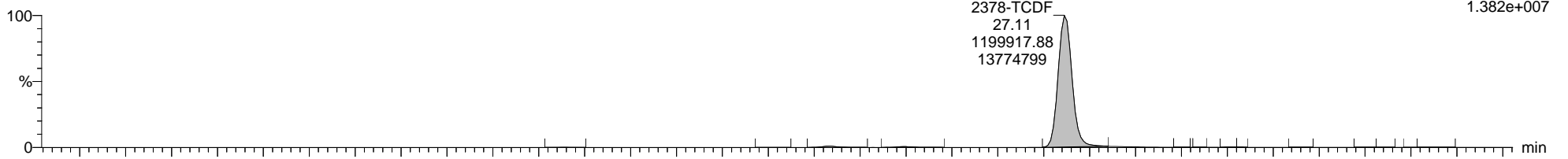
Printed: Friday, August 30, 2019 14:29:16 Eastern Daylight Time

Name: 7-190724A06, Date: 24-Jul-2019, Time: 19:26:19, ID: H7-19-CCV-CS5-0017, Description: 1613B-CS5-011, Vial: Tray1:7

Total-Tetrafurans

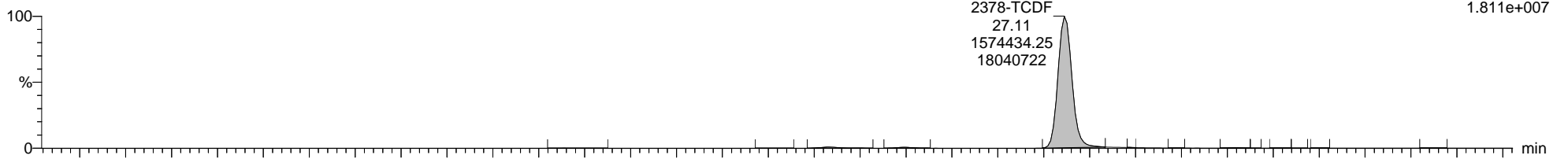
7-190724A06 Smooth(SG,1x1)
1613B-CS5-011 H7-19-CCV-CS5-0017

F1:Voltage SIR,EI+
303.9016
1.382e+007



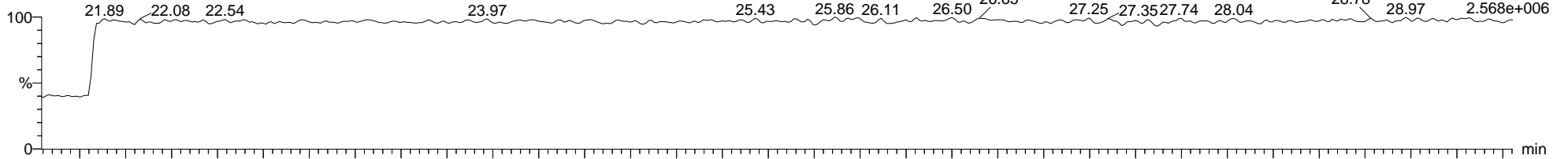
7-190724A06 Smooth(SG,1x1)
1613B-CS5-011 H7-19-CCV-CS5-0017

F1:Voltage SIR,EI+
305.8987
1.811e+007



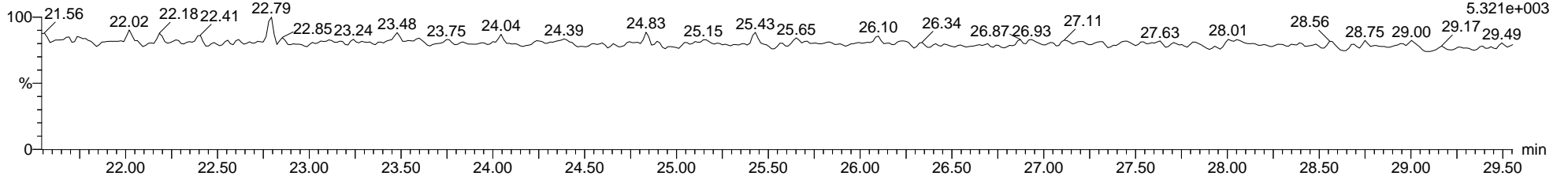
7-190724A06 Smooth(SG,1x1)
1613B-CS5-011 H7-19-CCV-CS5-0017

F1:Voltage SIR,EI+
316.9824
2.568e+006



7-190724A06 Smooth(SG,1x1)
1613B-CS5-011 H7-19-CCV-CS5-0017

F1:Voltage SIR,EI+
375.8364
5.321e+003



Dataset: C:\MassLynx\Dioxin.PRO\Result Files\7-190724A-ICAL_M23.qld

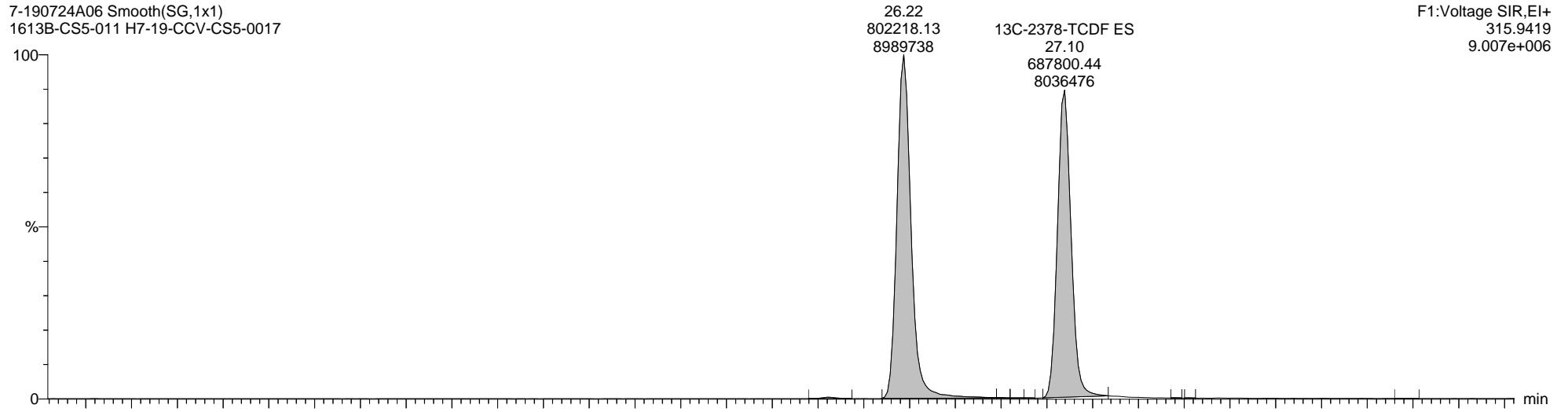
Last Altered: Thursday, July 25, 2019 09:29:35 Eastern Daylight Time

Printed: Friday, August 30, 2019 14:29:16 Eastern Daylight Time

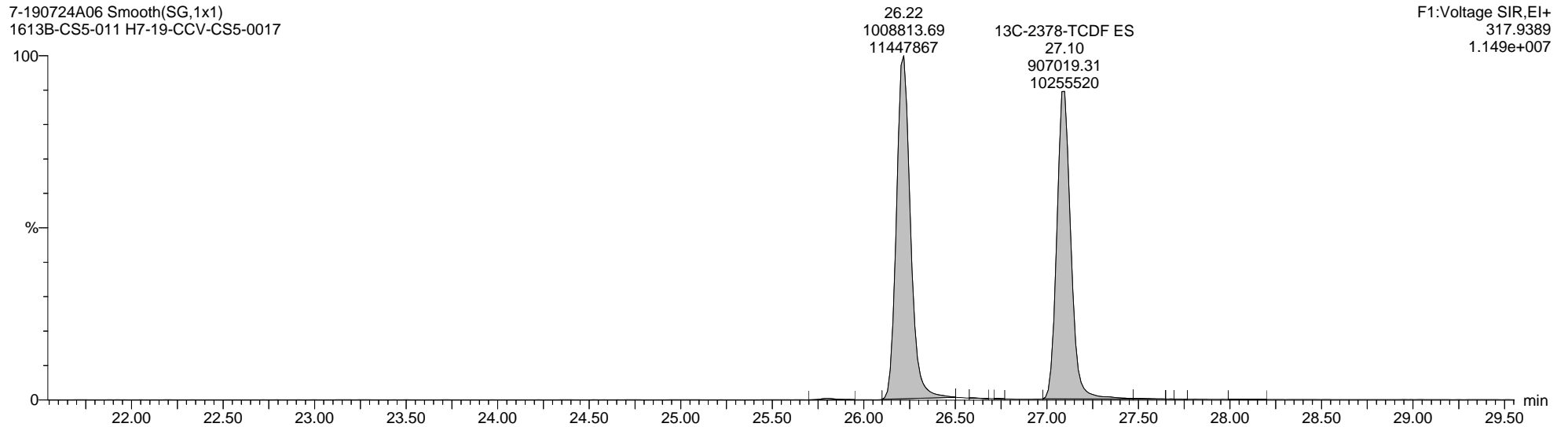
Name: 7-190724A06, Date: 24-Jul-2019, Time: 19:26:19, ID: H7-19-CCV-CS5-0017, Description: 1613B-CS5-011, Vial: Tray1:7

13C-2378-TCDF ES

7-190724A06 Smooth(SG,1x1)
1613B-CS5-011 H7-19-CCV-CS5-0017



7-190724A06 Smooth(SG,1x1)
1613B-CS5-011 H7-19-CCV-CS5-0017



Quantify Sample Report MassLynx MassLynx V4.1 SCN 901

Dataset: C:\MassLynx\Dioxin.PRO\Result Files\7-190724A-ICAL_M23.qld

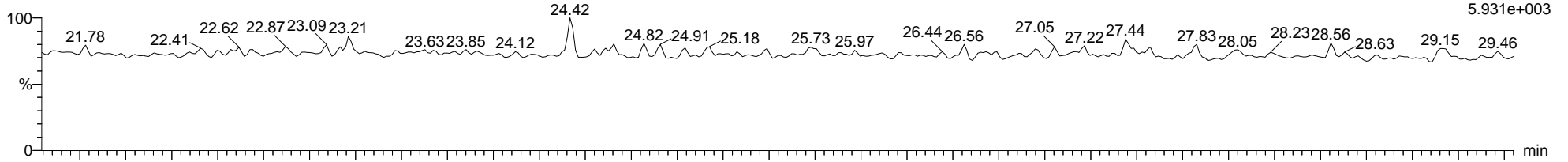
Last Altered: Thursday, July 25, 2019 09:29:35 Eastern Daylight Time
Printed: Friday, August 30, 2019 14:29:16 Eastern Daylight Time

Name: 7-190724A06, Date: 24-Jul-2019, Time: 19:26:19, ID: H7-19-CCV-CS5-0017, Description: 1613B-CS5-011, Vial: Tray1:7

Total-PeCDF-F1

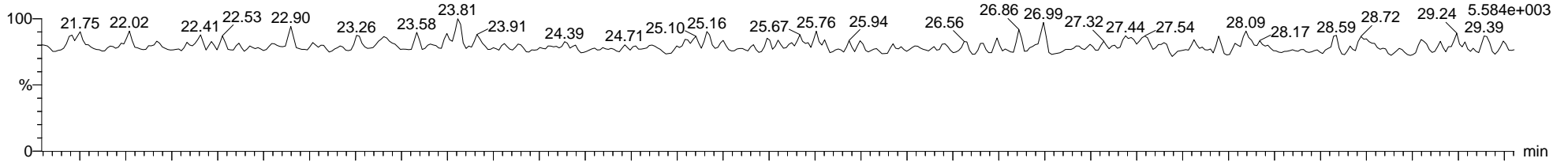
7-190724A06 Smooth(SG,1x1)
1613B-CS5-011 H7-19-CCV-CS5-0017

F1:Voltage SIR,EI+
339.8597
5.931e+003



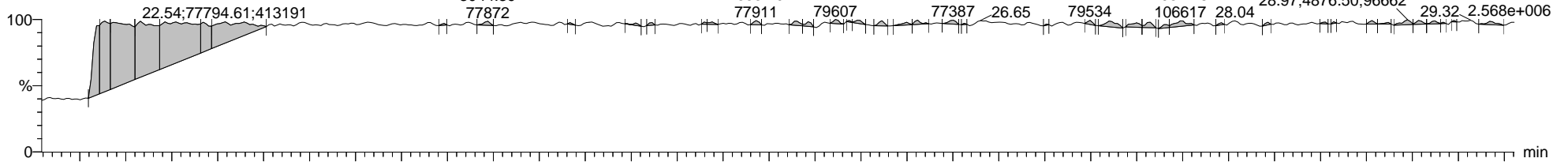
7-190724A06 Smooth(SG,1x1)
1613B-CS5-011 H7-19-CCV-CS5-0017

F1:Voltage SIR,EI+
341.8567
5.584e+003



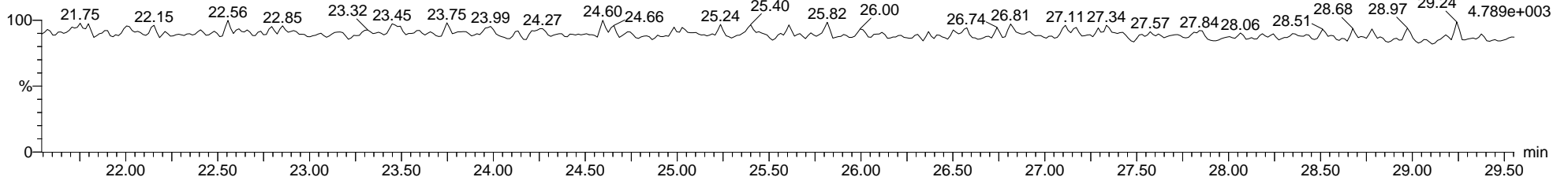
7-190724A06 Smooth(SG,1x1)
1613B-CS5-011 H7-19-CCV-CS5-0017

F1:Voltage SIR,EI+
316.9824
2.568e+006



7-190724A06 Smooth(SG,1x1)
1613B-CS5-011 H7-19-CCV-CS5-0017

F1:Voltage SIR,EI+
409.7974
4.789e+003



Quantify Sample Report MassLynx MassLynx V4.1 SCN 901

Dataset: C:\MassLynx\Dioxin.PRO\Result Files\7-190724A-ICAL_M23.qld

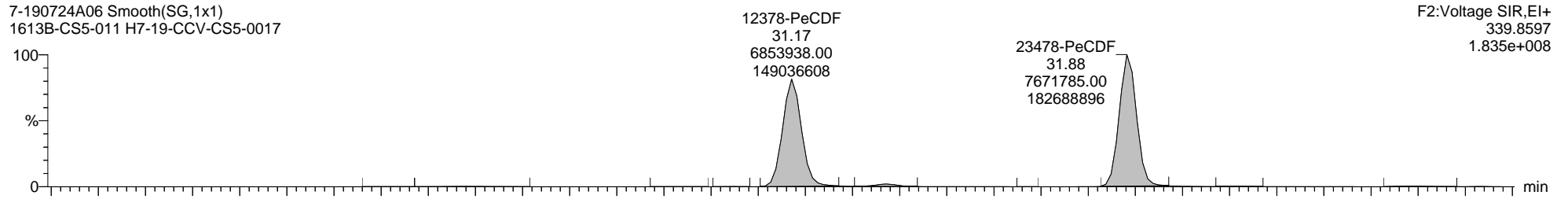
Last Altered: Thursday, July 25, 2019 09:29:35 Eastern Daylight Time

Printed: Friday, August 30, 2019 14:29:16 Eastern Daylight Time

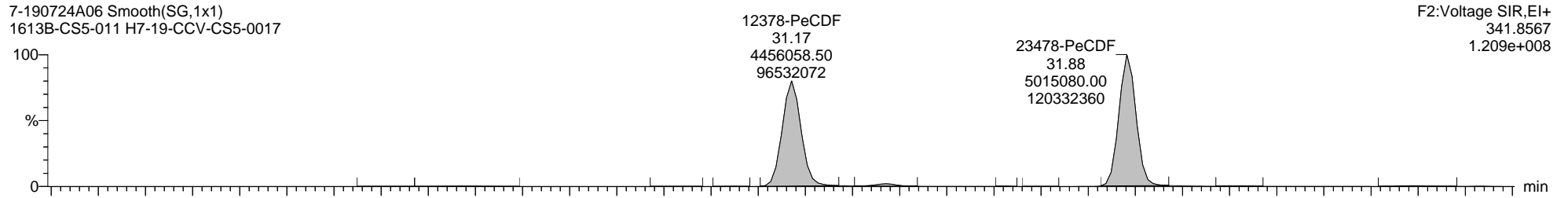
Name: 7-190724A06, Date: 24-Jul-2019, Time: 19:26:19, ID: H7-19-CCV-CS5-0017, Description: 1613B-CS5-011, Vial: Tray1:7

Total-Pentafurans

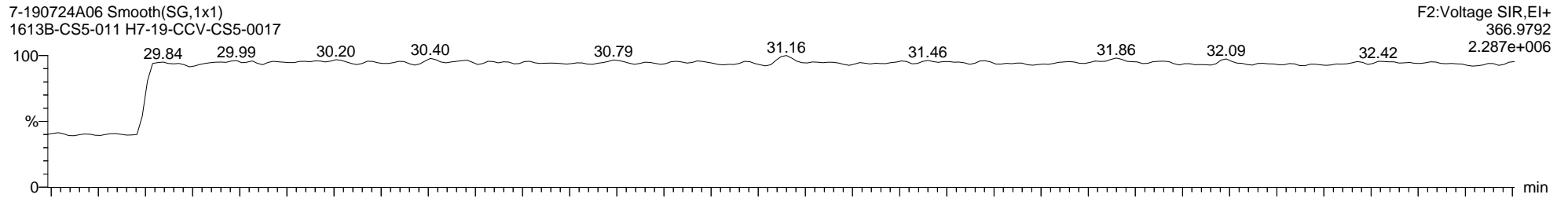
7-190724A06 Smooth(SG,1x1)
1613B-CS5-011 H7-19-CCV-CS5-0017



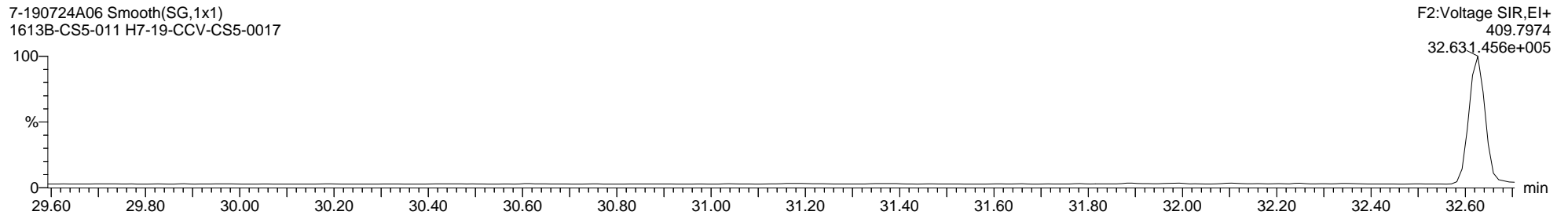
7-190724A06 Smooth(SG,1x1)
1613B-CS5-011 H7-19-CCV-CS5-0017



7-190724A06 Smooth(SG,1x1)
1613B-CS5-011 H7-19-CCV-CS5-0017



7-190724A06 Smooth(SG,1x1)
1613B-CS5-011 H7-19-CCV-CS5-0017



Quantify Sample Report MassLynx MassLynx V4.1 SCN 901

Dataset: C:\MassLynx\Dioxin.PRO\Result Files\7-190724A-ICAL_M23.qld

Last Altered: Thursday, July 25, 2019 09:29:35 Eastern Daylight Time

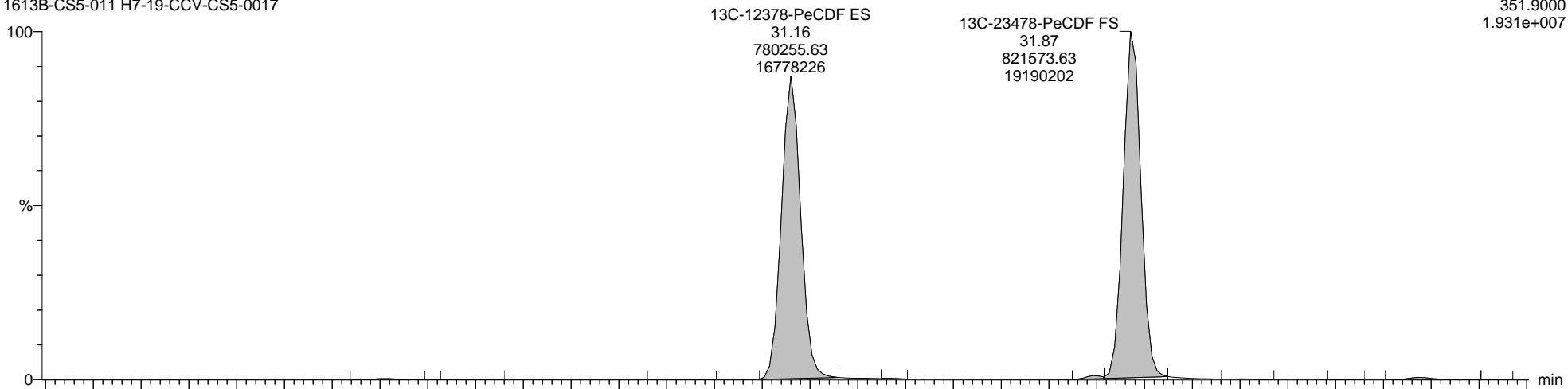
Printed: Friday, August 30, 2019 14:29:16 Eastern Daylight Time

Name: 7-190724A06, Date: 24-Jul-2019, Time: 19:26:19, ID: H7-19-CCV-CS5-0017, Description: 1613B-CS5-011, Vial: Tray1:7

13C-12378-PeCDF ES

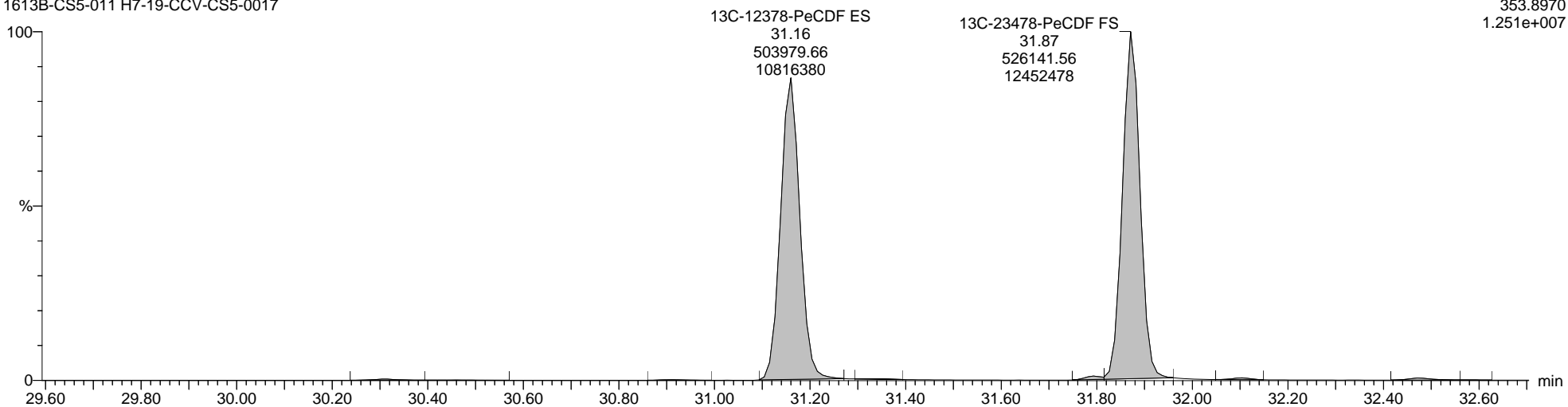
7-190724A06 Smooth(SG,1x1)
1613B-CS5-011 H7-19-CCV-CS5-0017

F2:Voltage SIR,EI+
351.9000
1.931e+007



7-190724A06 Smooth(SG,1x1)
1613B-CS5-011 H7-19-CCV-CS5-0017

F2:Voltage SIR,EI+
353.8970
1.251e+007



Quantify Sample Report MassLynx MassLynx V4.1 SCN 901

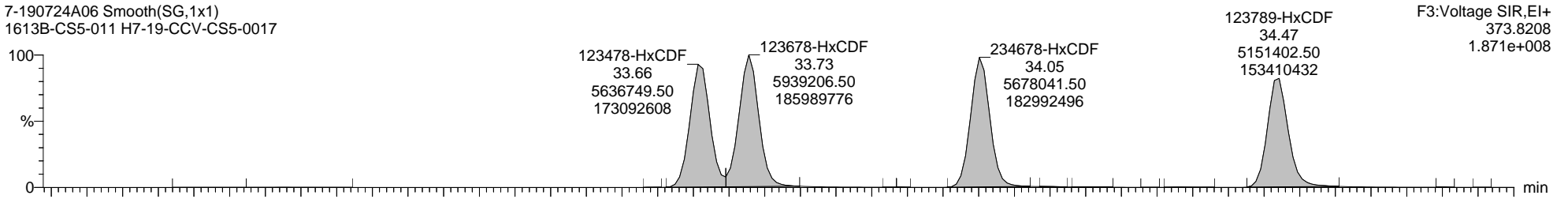
Dataset: C:\MassLynx\Dioxin.PRO\Result Files\7-190724A-ICAL_M23.qld

Last Altered: Thursday, July 25, 2019 09:29:35 Eastern Daylight Time
Printed: Friday, August 30, 2019 14:29:16 Eastern Daylight Time

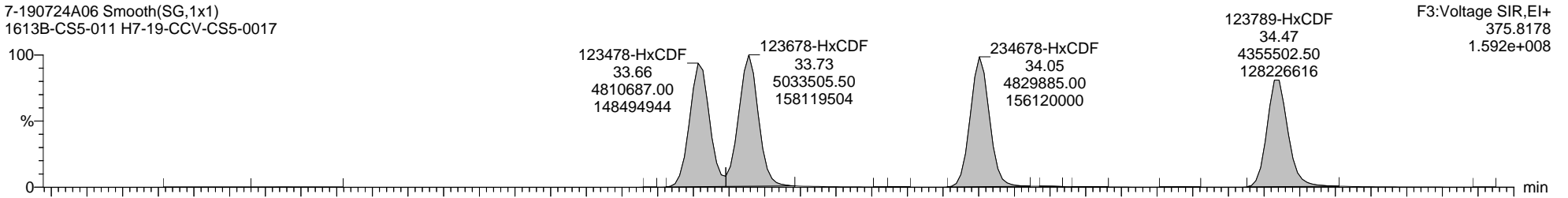
Name: 7-190724A06, Date: 24-Jul-2019, Time: 19:26:19, ID: H7-19-CCV-CS5-0017, Description: 1613B-CS5-011, Vial: Tray1:7

Total-Hexafurans

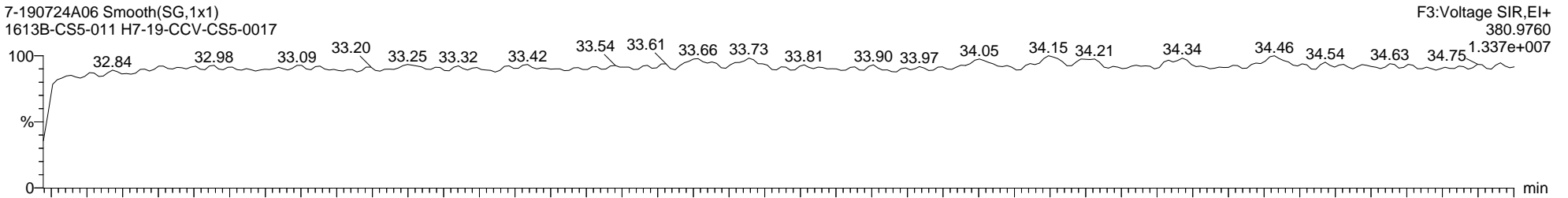
7-190724A06 Smooth(SG,1x1)
1613B-CS5-011 H7-19-CCV-CS5-0017



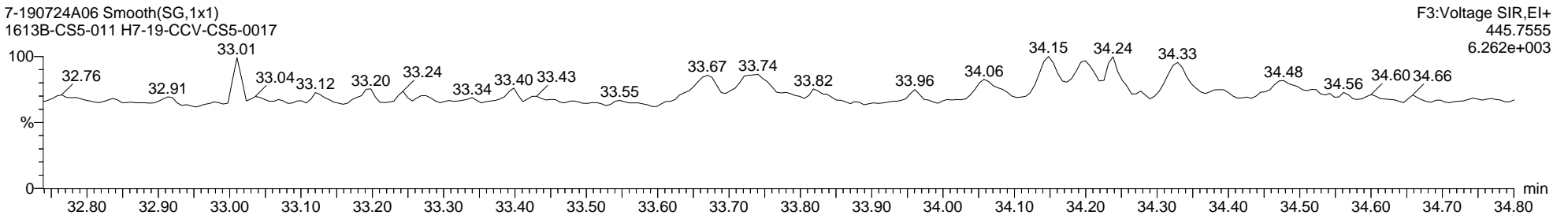
7-190724A06 Smooth(SG,1x1)
1613B-CS5-011 H7-19-CCV-CS5-0017



7-190724A06 Smooth(SG,1x1)
1613B-CS5-011 H7-19-CCV-CS5-0017



7-190724A06 Smooth(SG,1x1)
1613B-CS5-011 H7-19-CCV-CS5-0017



Dataset: C:\MassLynx\Dioxin.PRO\Result Files\7-190724A-ICAL_M23.qld

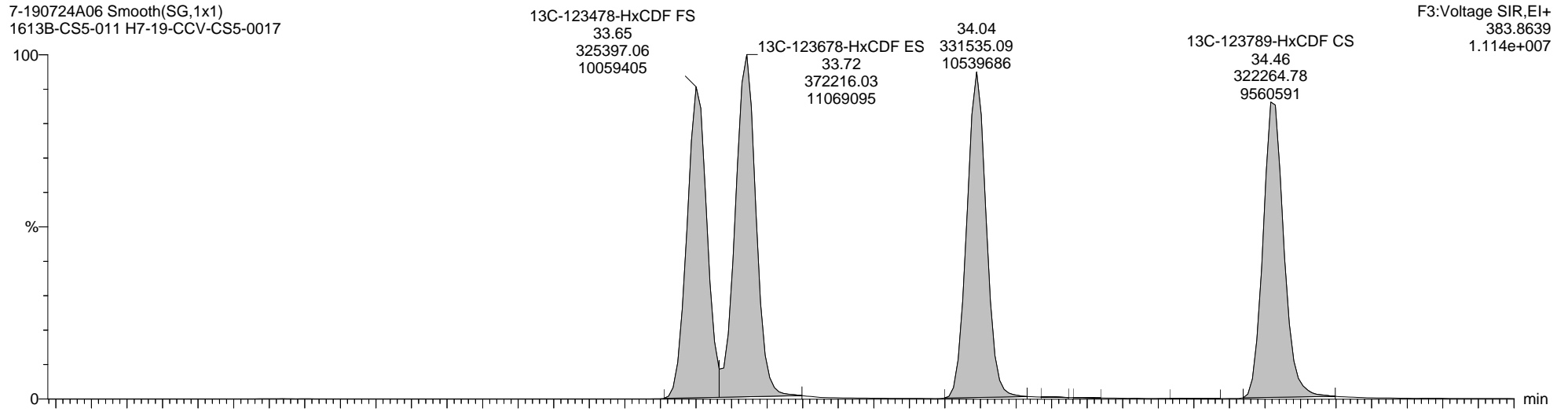
Last Altered: Thursday, July 25, 2019 09:29:35 Eastern Daylight Time

Printed: Friday, August 30, 2019 14:29:16 Eastern Daylight Time

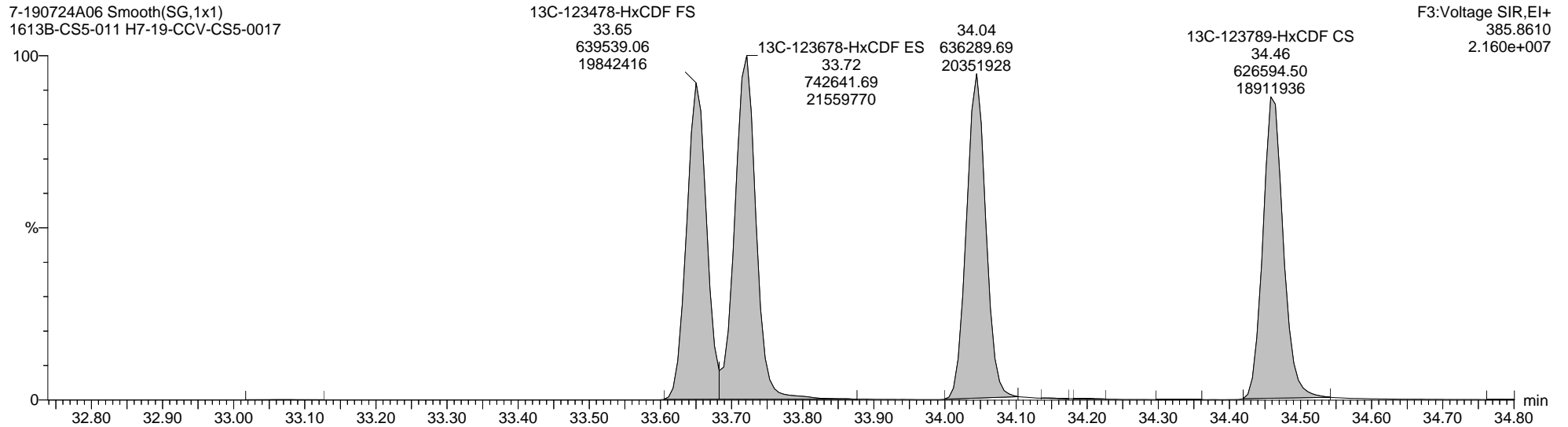
Name: 7-190724A06, Date: 24-Jul-2019, Time: 19:26:19, ID: H7-19-CCV-CS5-0017, Description: 1613B-CS5-011, Vial: Tray1:7

13C-123678-HxCDF ES

7-190724A06 Smooth(SG,1x1)
1613B-CS5-011 H7-19-CCV-CS5-0017



7-190724A06 Smooth(SG,1x1)
1613B-CS5-011 H7-19-CCV-CS5-0017



Quantify Sample Report MassLynx MassLynx V4.1 SCN 901

Dataset: C:\MassLynx\Dioxin.PRO\Result Files\7-190724A-ICAL_M23.qld

Last Altered: Thursday, July 25, 2019 09:29:35 Eastern Daylight Time


Printed: Friday, August 30, 2019 14:29:16 Eastern Daylight Time

Name: 7-190724A06, Date: 24-Jul-2019, Time: 19:26:19, ID: H7-19-CCV-CS5-0017, Description: 1613B-CS5-011, Vial: Tray1:7

Total-Heptafurans


7-190724A06 Smooth(SG,1x1)

1613B-CS5-011 H7-19-CCV-CS5-0017



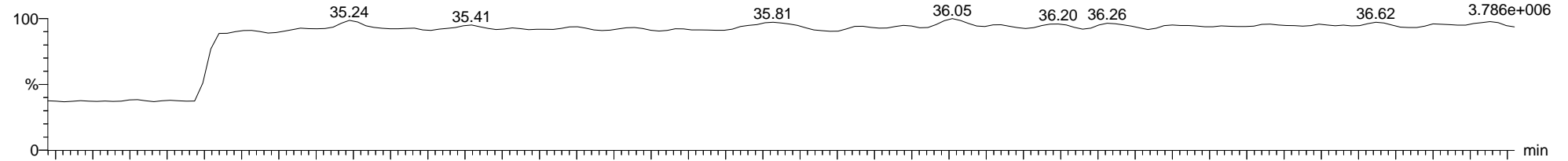
7-190724A06 Smooth(SG,1x1)

1613B-CS5-011 H7-19-CCV-CS5-0017



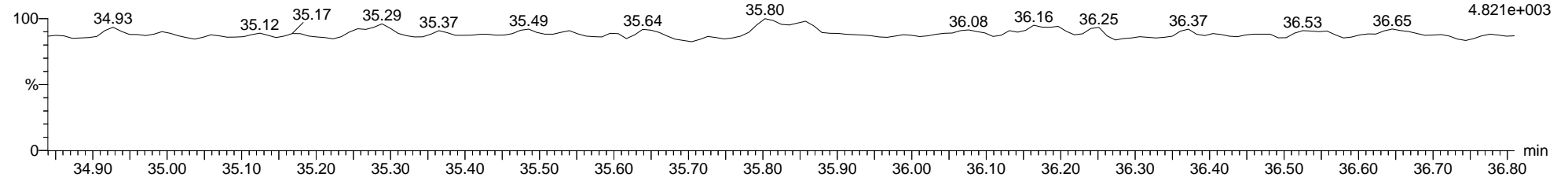
7-190724A06 Smooth(SG,1x1)

1613B-CS5-011 H7-19-CCV-CS5-0017



7-190724A06 Smooth(SG,1x1)

1613B-CS5-011 H7-19-CCV-CS5-0017



Quantify Sample Report MassLynx MassLynx V4.1 SCN 901

Dataset: C:\MassLynx\Dioxin.PRO\Result Files\7-190724A-ICAL_M23.qld

Last Altered: Thursday, July 25, 2019 09:29:35 Eastern Daylight Time

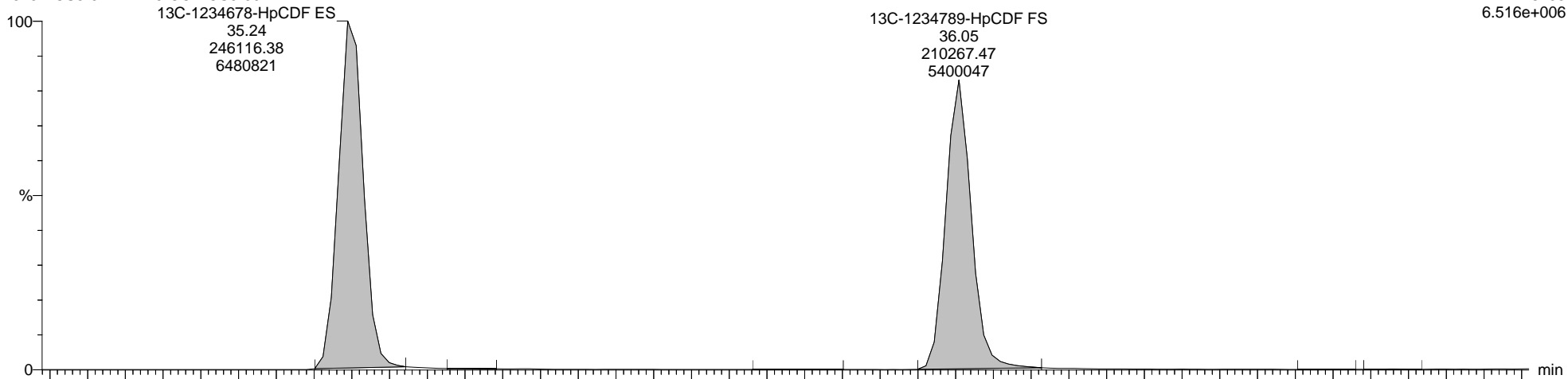
Printed: Friday, August 30, 2019 14:29:16 Eastern Daylight Time

Name: 7-190724A06, Date: 24-Jul-2019, Time: 19:26:19, ID: H7-19-CCV-CS5-0017, Description: 1613B-CS5-011, Vial: Tray1:7

13C-1234678-HpCDF ES

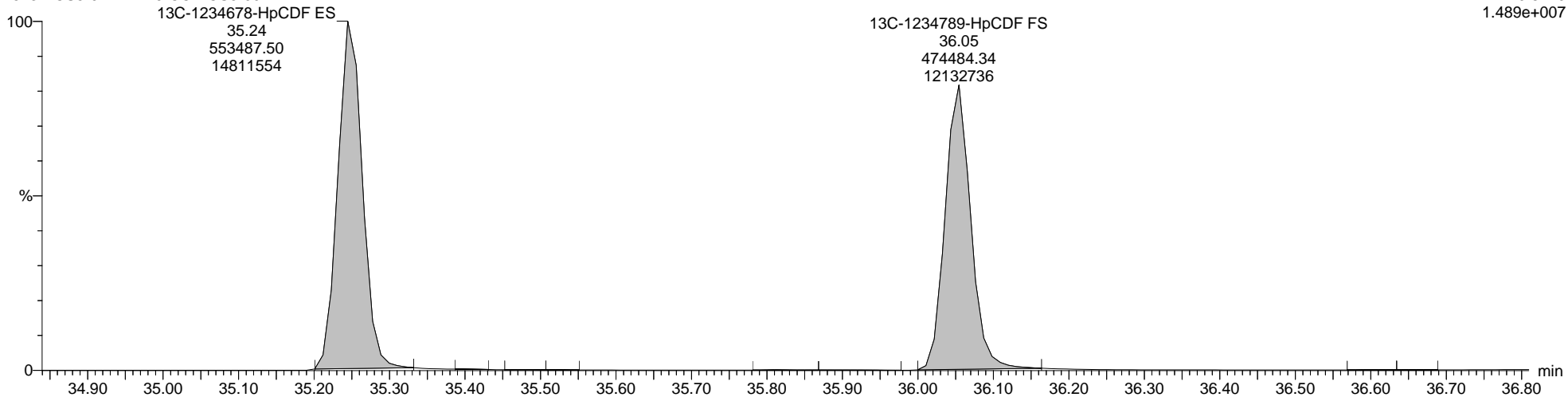
7-190724A06 Smooth(SG,1x1)
1613B-CS5-011 H7-19-CCV-CS5-0017

F4:Voltage SIR,EI+
417.8253
6.516e+006



7-190724A06 Smooth(SG,1x1)
1613B-CS5-011 H7-19-CCV-CS5-0017

F4:Voltage SIR,EI+
419.8220
1.489e+007



Quantify Sample Report MassLynx MassLynx V4.1 SCN 901

Dataset: C:\MassLynx\Dioxin.PRO\Result Files\7-190724A-ICAL_M23.qld

Last Altered: Thursday, July 25, 2019 09:29:35 Eastern Daylight Time

Printed: Friday, August 30, 2019 14:29:16 Eastern Daylight Time

Name: 7-190724A06, Date: 24-Jul-2019, Time: 19:26:19, ID: H7-19-CCV-CS5-0017, Description: 1613B-CS5-011, Vial: Tray1:7

Totals-OCDF

7-190724A06 Smooth(SG,1x1)

1613B-CS5-011 H7-19-CCV-CS5-0017

F5:Voltage SIR,EI+

441.7428

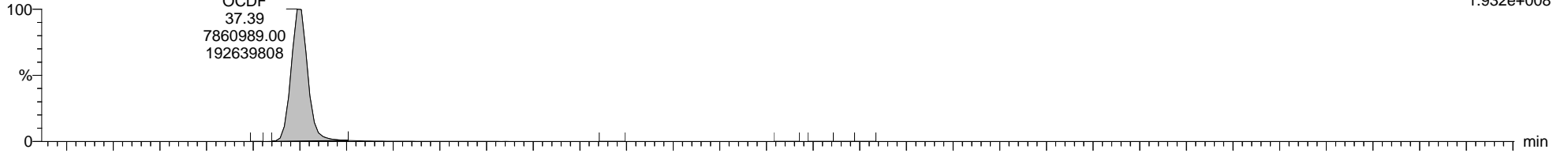
1.932e+008

OCDF

37.39

7860989.00

192639808



7-190724A06 Smooth(SG,1x1)

1613B-CS5-011 H7-19-CCV-CS5-0017

F5:Voltage SIR,EI+

443.7398


2.216e+008

OCDF

37.39

8821981.00

221003616



7-190724A06 Smooth(SG,1x1)

1613B-CS5-011 H7-19-CCV-CS5-0017

F5:Voltage SIR,EI+

454.9728

3.484e+006

37.31

37.39

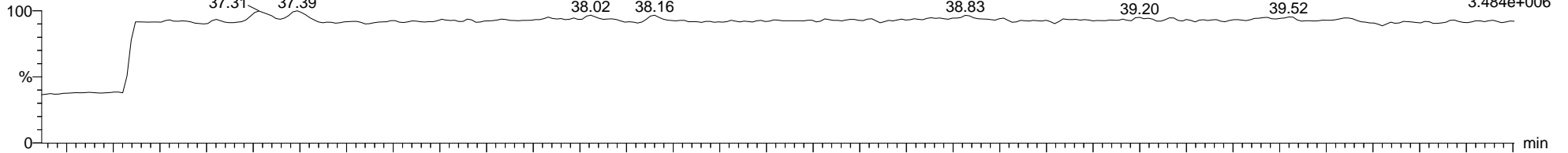
38.02

38.16

38.83

39.20

39.52



7-190724A06 Smooth(SG,1x1)

1613B-CS5-011 H7-19-CCV-CS5-0017

F5:Voltage SIR,EI+

513.6775

6.834e+003

37.31

37.40

36.98

37.11

37.66

37.96

38.48

38.77

39.14

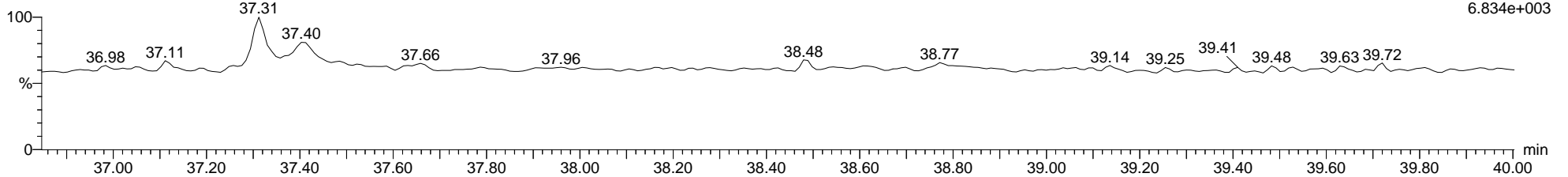
39.25

39.41

39.48

39.63

39.72



Quantify Audit Report MassLynx MassLynx V4.1 SCN 901

Dataset: C:\MassLynx\Dioxin.PRO\Result Files\7-190724A-ICAL_M23.qld

Last Altered: Thursday, July 25, 2019 09:29:35 Eastern Daylight Time
 Printed: Friday, August 30, 2019 14:29:16 Eastern Daylight Time

Date	Time	Event	Details	Comments
25-Jul-19	09:27:13	Process Extract		
25-Jul-19	09:27:13	Process Integrate		
25-Jul-19	09:27:13	Process Calibrate		
25-Jul-19	09:27:13	Process Quantify		
25-Jul-19	09:27:13	Dataset Created		
25-Jul-19	09:27:28	Pre modification peak	Sample:7-190724A03, Compound:TD, RT:28.050	
25-Jul-19	09:27:28	Peak modified	Sample:7-190724A03, Compound:TD, RT:28.050	TP190725MB
25-Jul-19	09:27:28	Pre modification peak	Sample:7-190724A03, Compound:TD, RT:28.050	
25-Jul-19	09:27:28	Peak modified	Sample:7-190724A03, Compound:TD, RT:28.050	TP190725MB
25-Jul-19	09:27:56	Pre modification peak	Sample:7-190724A03, Compound:TF, RT:27.127	
25-Jul-19	09:27:56	Peak modified	Sample:7-190724A03, Compound:TF, RT:27.127	TP190725MB
25-Jul-19	09:27:56	Pre modification peak	Sample:7-190724A03, Compound:TF, RT:27.127	
25-Jul-19	09:27:56	Peak modified	Sample:7-190724A03, Compound:TF, RT:27.127	TP190725MB
25-Jul-19	09:28:21	Pre modification peak	Sample:7-190724A02, Compound:TD, RT:28.080	
25-Jul-19	09:28:21	Peak modified	Sample:7-190724A02, Compound:TD, RT:28.080	TP190725MB
25-Jul-19	09:28:21	Peak deleted	Sample:7-190724A02, Compound:TD, RT:28.288	TP190725MB
25-Jul-19	09:28:21	Pre modification peak	Sample:7-190724A02, Compound:TD, RT:28.080	
25-Jul-19	09:28:21	Peak modified	Sample:7-190724A02, Compound:TD, RT:28.080	TP190725MB
25-Jul-19	09:28:43	Pre modification peak	Sample:7-190724A02, Compound:TF, RT:27.157	
25-Jul-19	09:28:43	Peak modified	Sample:7-190724A02, Compound:TF, RT:27.157	TP190725MB
25-Jul-19	09:28:43	Peak deleted	Sample:7-190724A02, Compound:TF, RT:27.410	TP190725MB
25-Jul-19	09:28:43	Pre modification peak	Sample:7-190724A02, Compound:TF, RT:27.157	
25-Jul-19	09:28:43	Peak modified	Sample:7-190724A02, Compound:TF, RT:27.157	TP190725MB
25-Jul-19	09:29:16	Pre modification peak	Sample:7-190724A01, Compound:TF, RT:27.127	
25-Jul-19	09:29:16	Peak modified	Sample:7-190724A01, Compound:TF, RT:27.127	TP190725MS
25-Jul-19	09:29:16	Pre modification peak	Sample:7-190724A01, Compound:TF, RT:27.052	
25-Jul-19	09:29:16	Peak modified	Sample:7-190724A01, Compound:TF, RT:27.052	TP190725MS
25-Jul-19	09:29:34	Pre modification peak	Sample:7-190724A01, Compound:HXD, RT:34.335	
25-Jul-19	09:29:34	Peak modified	Sample:7-190724A01, Compound:HXD, RT:34.335	TP190725MB
25-Jul-19	09:29:34	Pre modification peak	Sample:7-190724A01, Compound:HXD, RT:34.206	
25-Jul-19	09:29:34	Peak modified	Sample:7-190724A01, Compound:HXD, RT:34.206	TP190725MB
25-Jul-19	09:29:34	Pre modification peak	Sample:7-190724A01, Compound:HXD, RT:34.154	
25-Jul-19	09:29:34	Peak modified	Sample:7-190724A01, Compound:HXD, RT:34.154	TP190725MB
25-Jul-19	09:30:01	Dataset Saved	Saved to 'C:\MassLynx\Dioxin.PRO\Result Files\7-190724A-I...	
25-Jul-19	09:31:19	Calibration Saved	Saved to 'C:\MassLynx\Dioxin.PRO\CurveDB\7-190724A-CAL...	
25-Jul-19	09:31:43	Dataset Saved	Saved to 'C:\MassLynx\Dioxin.PRO\Result Files\7-190724A-I...	

Quantify Sample Summary Report **MassLynx MassLynx V4.1 SCN 901**

Dataset: C:\MassLynx\Dioxin.PRO\Result Files\7-190724A-ICAL_M23_QC.qld

Last Altered: Thursday, July 25, 2019 09:33:09 Eastern Daylight Time

Printed: Friday, August 30, 2019 14:30:49 Eastern Daylight Time

Method: C:\MassLynx\Dioxin.PRO\MethDB\Dioxin_M23A.mdb 24 Jul 2019 09:33:17

Calibration: C:\MassLynx\Dioxin.PRO\CurveDB\7-190724A-CAL5-M23.cdb 25 Jul 2019 09:29:35

Name: 7-190724A05, Date: 24-Jul-2019, Time: 18:44:14, ID: H7-19-CCV-LOD-0017, Description: 1613B-LOD-011, Vial: Tray1:6

	Target Analyte	#Hom	Total Area	Ion1 Area	Ion2 Area	Ra	Ra Fail=YES	RT	RRT	RT LCL	RT UCL	pg	%Rec	Mod.Comment	Noise 1	Noise 2
1	2378-TCDD		1264.013	569.179	695	0.82	NO	28.09	1.00	28.06	28.13	0.17639	70.6	TP190725MB	414	316
2	12378-PeCDD		1368.861	814.416	554	1.47	NO	32.13	1.00	32.09	32.16	0.27353	109.4		343	246
3	123478-HxCDD		1173.225	667.521	506	1.32	NO	34.17	1.00	34.13	34.20	0.23167	92.7	TP190725MB	484	748
4	123678-HxCDD		1270.918	728.736	542	1.34	NO	34.22	1.00	34.19	34.25	0.23017	92.1	TP190725MB	484	748
5	123789-HxCDD		1288.082	741.935	546	1.36	NO	34.34	1.00	34.31	34.38	0.24091	96.4		484	748
6	1234678-HpCDD		1064.265	524.011	540	0.97	NO	35.84	1.00	35.80	35.87	0.25856	103.4		183	201
7	OCDD		1893.062	869.615	1023	0.85	NO	37.33	1.00	37.30	37.36	0.52247	104.5		212	184
8	2378-TCDF		1826.944	934.619	892	1.05	YES	27.17	1.00	27.14	27.20	0.21123	84.5	TP190725MB	215	279
9	12378-PeCDF		1619.580	926.819	693	1.34	NO	31.20	1.00	31.17	31.24	0.23682	94.7	TP190725MB	204	399
10	23478-PeCDF		1768.240	1117.026	651	1.72	NO	31.90	1.16	31.87	31.94	0.23262	93.0	TP190725MB	204	399
11	123478-HxCDF		1414.922	731.462	683	1.07	NO	33.68	0.98	33.64	33.71	0.22252	89.0		600	724
12	123678-HxCDF		1630.155	881.482	749	1.18	NO	33.74	1.00	33.71	33.77	0.23833	95.3		600	724
13	234678-HxCDF		1338.555	725.747	613	1.18	NO	34.07	0.99	34.04	34.10	0.20916	83.7		600	724
14	123789-HxCDF		1208.020	621.030	587	1.06	NO	34.48	1.00	34.45	34.52	0.21593	86.4	TP190725MB	600	724
15	1234678-HpCDF		1251.964	841.372	411	2.05	NO	35.27	1.00	35.23	35.30	0.29198	116.8		348	232
16	1234789-HpCDF		934.831	632.667	302	2.09	NO	36.09	1.05	36.05	36.12	0.25797	103.2		348	232
17	OCDF		2111.009	996.693	1114	0.89	NO	37.41	1.00	37.38	37.45	0.50669	101.3		170	262
18	37Cl-2378-TCDD FS		1578.208	1578.208				28.09	1.00	28.06	28.13	0.21233	84.9		331	
19	13C-123478-HxCDD FS		472721.016	266022.000	206699	1.29	NO	34.15	0.99	34.12	34.19	88.12965	88.1		3900	2439
20	13C-23478-PeCDF FS		809297.563	494214.000	315084	1.57	NO	31.90	1.16	31.87	31.94	96.84527	96.8		714	1240
21	13C-123478-HxCDF FS		575099.672	193690.797	381409	0.51	NO	33.67	0.98	33.64	33.70	95.60303	95.6		1539	4047
22	13C-1234789-HpCDF FS		400055.679	124940.023	275116	0.45	NO	36.08	1.05	36.04	36.11	99.89431	99.9		1542	2812
23	13C-2378-TCDD ES		644163.563	280765.813	363398	0.77	NO	28.08	1.02	28.05	28.11	95.38961	95.4		1425	1124
24	13C-12378-PeCDD ES		556640.890	339167.031	217474	1.56	NO	32.12	1.17	32.08	32.15	100.52920	100.5		1449	865
25	13C-123678-HxCDD ES		596286.188	338058.313	258228	1.31	NO	34.21	1.00	34.17	34.24	105.14430	105.1		3900	2439
26	13C-1234678-HpCDD ES		444353.781	226842.484	217511	1.04	NO	35.82	1.04	35.79	35.86	101.80556	101.8		1615	1603
27	13C-OCDD ES		759015.813	363115.719	395900	0.92	NO	37.32	1.09	37.29	37.35	194.32455	97.2		1127	1423
28	13C-2378-TCDF ES		1016280.3...	443939.625	572341	0.78	NO	27.16	0.99	27.12	27.19	95.15792	95.2		1888	1391
29	13C-12378-PeCDF ES		799487.531	486597.500	312890	1.56	NO	31.19	1.14	31.16	31.23	101.27000	101.3		714	1240
30	13C-123678-HxCDF ES		695218.656	230825.625	464393	0.50	NO	33.73	0.98	33.70	33.77	101.75232	101.8		1539	4047
31	13C-1234678-HpCDF ES		489775.157	150695.719	339079	0.44	NO	35.27	1.03	35.23	35.30	100.68892	100.7		1542	2812
32	13C-123789-HxCDF CS		556938.563	188732.063	368207	0.51	NO	34.48	1.00	34.45	34.52	98.57858	98.6		1539	4047
33	13C-1234-TCDD IS		742462.437	326096.656	416366	0.78	NO	27.39	0.00	27.36	27.43	64.08768	64.1		1425	1124
34	13C-123789-HxCDD IS		518139.282	299524.594	218615	1.37	NO	34.34	0.00	34.30	34.37	65.55616	65.6		3900	2439

Quantify Sample Summary Report MassLynx MassLynx V4.1 SCN 901

Dataset: C:\MassLynx\Dioxin.PRO\Result Files\7-190724A-ICAL_M23_QC.qld

Last Altered: Thursday, July 25, 2019 09:33:09 Eastern Daylight Time

Printed: Friday, August 30, 2019 14:30:49 Eastern Daylight Time

Name: 7-190724A05, Date: 24-Jul-2019, Time: 18:44:14, ID: H7-19-CCV-LOD-0017, Description: 1613B-LOD-011, Vial: Tray1:6

	Target Analyte	#Hom	Total Area	Ion1 Area	Ion2 Area	Ra	Ra Fail=YES	RT	RRT	RT LCL	RT UCL	pg	%Rec	Mod.Comment	Noise 1	Noise 2
35	Total-Tetradoxins	1		569.179								0.17639			414	
36	Total-Pentadoxins	1		814.416								0.27353			343	
37	Total-Hexadoxins	3		2138.192								0.70274			484	
38	Total-Heptadoxins	1		524.011								0.25856			183	
39	Total-OCDD	1		869.615								0.52247			212	
40	Total-Tetrafurans			0.000								0.00000			215	
41	Total-PeCDF-F1			0.000											313	
42	Total-Pentafurans	2		2043.845								0.46944			204	
43	Total-Hexafurans	4		2959.721								0.88594			600	
44	Total-Heptafurans	2		1474.039								0.54995			348	
45	Totals-OCDF	1		996.693								0.50669			170	
46	Totals-37Cl-2378-TCDD	1		1578.208								0.21233			331	

Quantify Sample Summary Report

MassLynx MassLynx V4.1 SCN 901

Dataset: C:\MassLynx\Dioxin.PRO\Result Files\7-190724A-ICAL_M23_QC.qld

Last Altered: Thursday, July 25, 2019 09:33:09 Eastern Daylight Time

Printed: Friday, August 30, 2019 14:30:49 Eastern Daylight Time

Name: 7-190724A08, Date: 24-Jul-2019, Time: 20:50:29, ID: H7-19-CCV-RS1-0017, Description: 1613B-RS1-011, Vial: Tray1:9

	Target Analyte	#Hom	Total Area	Ion1 Area	Ion2 Area	Ra	Ra Fail=YES	RT	RRT	RT LCL	RT UCL	pg	%Rec	Mod.Comment	Noise 1	Noise 2
1	2378-TCDD		82591.871	36222.180	46370	0.78	NO	28.09	1.00	28.06	28.13	10.39083	103.9		490	416
2	12378-PeCDD		304247.531	190491.031	113757	1.67	NO	32.13	1.00	32.09	32.16	54.94693	109.9		1112	361
3	123478-HxCDD		262199.227	144589.188	117610	1.23	NO	34.16	0.99	34.13	34.19	48.16135	96.3		1874	1800
4	123678-HxCDD		290624.438	160959.922	129665	1.24	NO	34.21	1.00	34.18	34.25	48.96013	97.9		1874	1800
5	123789-HxCDD		298252.172	162188.891	136063	1.19	NO	34.34	1.00	34.31	34.38	51.88881	103.8		1874	1800
6	1234678-HpCDD		227005.382	114988.023	112017	1.03	NO	35.82	1.00	35.79	35.86	49.79889	99.6		799	940
7	OCDD		385985.844	181150.188	204836	0.88	NO	37.32	1.00	37.29	37.35	97.98487	98.0		1155	958
8	2378-TCDF		93784.035	40383.453	53401	0.76	NO	27.17	1.00	27.14	27.20	9.74311	97.4		391	570
9	12378-PeCDF		390723.172	240133.813	150589	1.59	NO	31.19	1.00	31.16	31.23	53.28144	106.6		934	1276
10	23478-PeCDF		383608.953	230478.078	153131	1.51	NO	31.90	1.16	31.87	31.94	47.06513	94.1		934	1276
11	123478-HxCDF		343475.469	184804.156	158671	1.16	NO	33.67	0.98	33.64	33.70	50.52285	101.0		1945	2266
12	123678-HxCDF		386397.047	209321.781	177075	1.18	NO	33.74	1.00	33.71	33.77	52.83583	105.7		1945	2266
13	234678-HxCDF		347627.641	188183.422	159444	1.18	NO	34.06	0.99	34.03	34.10	50.80610	101.6		1945	2266
14	123789-HxCDF		320034.282	174071.063	145963	1.19	NO	34.48	1.00	34.45	34.52	53.50463	107.0		1945	2266
15	1234678-HpCDF		234452.078	151677.344	82775	1.83	NO	35.27	1.00	35.23	35.30	49.39114	98.8		1044	712
16	1234789-HpCDF		206415.047	134578.625	71836	1.87	NO	36.08	1.05	36.04	36.11	51.45379	102.9		1044	712
17	OCDF		470710.609	218963.484	251747	0.87	NO	37.41	1.00	37.38	37.45	103.92058	103.9		591	1224
18	37Cl-2378-TCDD FS		83545.727	83545.727				28.09	1.00	28.06	28.13	10.13324	101.3		478	
19	13C-123478-HxCDD FS		554879.297	308385.781	246494	1.25	NO	34.15	0.99	34.12	34.19	96.22764	96.2		1910	2202
20	13C-23478-PeCDF FS		888900.719	539780.500	349120	1.55	NO	31.89	1.16	31.86	31.93	99.20166	99.2		2014	1277
21	13C-123478-HxCDF FS		652812.047	220319.297	432493	0.51	NO	33.66	0.98	33.63	33.70	101.50097	101.5		2902	2007
22	13C-1234789-HpCDF FS		442752.734	136867.078	305886	0.45	NO	36.08	1.05	36.04	36.11	99.86633	99.9		1574	3488
23	13C-2378-TCDD ES		714525.156	312085.031	402440	0.78	NO	28.06	1.02	28.03	28.10	99.20140	99.2		1277	990
24	13C-12378-PeCDD ES		615886.875	377644.156	238243	1.59	NO	32.12	1.17	32.08	32.15	104.28297	104.3		1113	533
25	13C-123678-HxCDD ES		641018.563	354340.063	286679	1.24	NO	34.21	1.00	34.17	34.24	96.86923	96.9		1910	2202
26	13C-1234678-HpCDD ES		492108.078	252029.469	240079	1.05	NO	35.82	1.04	35.79	35.86	96.62452	96.6		949	1006
27	13C-OCDD ES		825197.688	395439.813	429758	0.92	NO	37.32	1.09	37.29	37.35	181.05857	90.5		1739	1360
28	13C-2378-TCDF ES		1131053.9...	493790.844	637263	0.77	NO	27.14	0.99	27.11	27.18	99.29104	99.3		2031	2525
29	13C-12378-PeCDF ES		857267.187	520809.531	336458	1.55	NO	31.18	1.14	31.15	31.22	101.80771	101.8		2014	1277
30	13C-123678-HxCDF ES		743306.501	251422.938	491884	0.51	NO	33.73	0.98	33.69	33.76	93.23417	93.2		2902	2007
31	13C-1234678-HpCDF ES		542199.657	169676.438	372523	0.46	NO	35.27	1.03	35.23	35.30	95.52750	95.5		1574	3488
32	13C-123789-HxCDF CS		608391.313	202375.250	406016	0.50	NO	34.48	1.00	34.44	34.51	92.28742	92.3		2902	2007
33	13C-1234-TCDD IS		791916.032	348548.813	443367	0.79	NO	27.39	0.00	27.36	27.43	68.35640	68.4		1277	990
34	13C-123789-HxCDD IS		604591.844	334909.844	269682	1.24	NO	34.34	0.00	34.30	34.37	76.49434	76.5		1910	2202
35	Total-Tetradoxins	1		36222.180								10.39083			490	
36	Total-Pentadoxins	1		190491.031								54.94693			1112	
37	Total-Hexadoxins	3		467738.001								149.01029			1874	

Quantify Sample Summary Report MassLynx MassLynx V4.1 SCN 901

Dataset: C:\MassLynx\Dioxin.PRO\Result Files\7-190724A-ICAL_M23_QC.qld

Last Altered: Thursday, July 25, 2019 09:33:09 Eastern Daylight Time

Printed: Friday, August 30, 2019 14:30:49 Eastern Daylight Time

Name: 7-190724A08, Date: 24-Jul-2019, Time: 20:50:29, ID: H7-19-CCV-RS1-0017, Description: 1613B-RS1-011, Vial: Tray1:9

	Target Analyte	#Hom	Total Area	Ion1 Area	Ion2 Area	Ra	Ra Fail=YES	RT	RRT	RT LCL	RT UCL	pg	%Rec	Mod.Comment	Noise 1	Noise 2
38	Total-Heptadioxins	1		114988.023								49.79889			799	
39	Total-OCDD	1		181150.188								97.98487			1155	
40	Total-Tetrafurans	2		40541.961								9.78142			391	
41	Total-PeCDF-F1			0.000											481	
42	Total-Pentafurans	3		471020.457								100.43744			934	
43	Total-Hexafurans	6		757113.852								207.86248			1945	
44	Total-Heptafurans	3		286625.765								100.97384			1044	
45	Totals-OCDF	1		218963.484								103.92058			591	
46	Totals-37Cl-2378-TCDD	2		83827.840								10.16746			478	

Quantify Sample Summary Report **MassLynx MassLynx V4.1 SCN 901**

Dataset: C:\MassLynx\Dioxin.PRO\Result Files\7-190724A-ICAL_M23_QC.qld

Last Altered: Thursday, July 25, 2019 09:33:09 Eastern Daylight Time

Printed: Friday, August 30, 2019 14:30:49 Eastern Daylight Time

Name: 7-190724A09, Date: 24-Jul-2019, Time: 21:32:42, ID: H7-19-CCV-0487, Description: 1613B-CS3+PERF-011D, Vial: Tray1:1

	Target Analyte	#Hom	Total Area	Ion1 Area	Ion2 Area	Ra	Ra Fail=YES	RT	RRT	RT LCL	RT UCL	pg	%Rec	Mod.Comment	Noise 1	Noise 2
1	2378-TCDD		98720.660	42701.984	56019	0.76	NO	28.08	1.00	28.05	28.11	11.64193	116.4		594	548
2	12378-PeCDD		297084.789	185054.844	112030	1.65	NO	32.13	1.00	32.09	32.16	50.41027	100.8		472	529
3	123478-HxCDD		278054.703	153488.750	124566	1.23	NO	34.16	1.00	34.13	34.19	50.50095	101.0		3031	2817
4	123678-HxCDD		305879.453	165362.844	140517	1.18	NO	34.21	1.00	34.18	34.25	50.95218	101.9		3031	2817
5	123789-HxCDD		293753.766	157227.844	136526	1.15	NO	34.34	1.00	34.30	34.37	50.53306	101.1		3031	2817
6	1234678-HpCDD		240087.195	120001.609	120086	1.00	NO	35.82	1.00	35.79	35.86	51.59082	103.2		1568	3239
7	OCDD		402328.047	188074.250	214254	0.88	NO	37.32	1.00	37.29	37.35	98.86283	98.9		1097	986
8	2378-TCDF		124884.895	53905.676	70979	0.76	NO	27.16	1.00	27.12	27.19	12.01424	120.1		870	1153
9	12378-PeCDF		403661.625	242745.203	160916	1.51	NO	31.19	1.00	31.16	31.23	49.54354	99.1		1343	1665
10	23478-PeCDF		441386.329	266404.313	174982	1.52	NO	31.90	1.17	31.87	31.94	48.74075	97.5		1343	1665
11	123478-HxCDF		363429.844	196374.031	167056	1.18	NO	33.67	0.98	33.64	33.70	49.97280	99.9		4430	2629
12	123678-HxCDF		393256.047	212158.438	181098	1.17	NO	33.74	1.00	33.71	33.77	50.26795	100.5		4430	2629
13	234678-HxCDF		365492.922	196184.219	169309	1.16	NO	34.06	0.99	34.03	34.10	49.93459	99.9		4430	2629
14	123789-HxCDF		317752.281	169870.828	147881	1.15	NO	34.48	1.00	34.45	34.52	49.65975	99.3		4430	2629
15	1234678-HpCDF		241651.219	157189.313	84462	1.86	NO	35.27	1.00	35.23	35.30	49.60726	99.2		1277	1561
16	1234789-HpCDF		202172.226	130747.367	71425	1.83	NO	36.08	1.05	36.04	36.11	49.10875	98.2		1277	1561
17	OCDF		461210.359	214317.500	246893	0.87	NO	37.41	1.00	37.38	37.45	98.56250	98.6		827	943
18	37Cl-2378-TCDD FS		93090.023	93090.023				28.08	1.00	28.05	28.11	10.58355	105.8		588	
19	13C-123478-HxCDD FS		590762.515	330252.156	260510	1.27	NO	34.15	0.99	34.12	34.19	101.30160	101.3		3704	2953
20	13C-23478-PeCDF FS		961144.719	580445.375	380699	1.52	NO	31.89	1.16	31.86	31.93	96.54221	96.5		1703	1680
21	13C-123478-HxCDF FS		668615.172	227409.859	441205	0.52	NO	33.66	0.98	33.63	33.70	97.18053	97.2		3127	4359
22	13C-1234789-HpCDF FS		441263.954	138218.391	303046	0.46	NO	36.07	1.05	36.03	36.10	96.98792	97.0		1402	2951
23	13C-2378-TCDD ES		762277.937	341416.531	420861	0.81	NO	28.06	1.02	28.03	28.10	97.24731	97.2		1192	843
24	13C-12378-PeCDD ES		655509.016	404390.000	251119	1.61	NO	32.10	1.17	32.07	32.14	101.98942	102.0		573	1300
25	13C-123678-HxCDD ES		648288.844	367466.188	280823	1.31	NO	34.21	1.00	34.17	34.24	98.70194	98.7		3704	2953
26	13C-1234678-HpCDD ES		502389.516	252799.219	249590	1.01	NO	35.82	1.04	35.79	35.86	99.38236	99.4		2104	1808
27	13C-OCDD ES		852497.094	403068.281	449429	0.90	NO	37.31	1.09	37.28	37.35	188.44990	94.2		1326	1160
28	13C-2378-TCDF ES		1221421.4...	528454.063	692967	0.76	NO	27.14	0.99	27.11	27.18	98.52723	98.5		1984	1819
29	13C-12378-PeCDF ES		952474.626	579634.938	372840	1.55	NO	31.18	1.14	31.15	31.22	103.93979	103.9		1703	1680
30	13C-123678-HxCDF ES		795146.063	278326.313	516820	0.54	NO	33.73	0.98	33.69	33.76	100.48378	100.5		3127	4359
31	13C-1234678-HpCDF ES		556413.813	173074.500	383339	0.45	NO	35.27	1.03	35.23	35.30	98.76634	98.8		1402	2951
32	13C-123789-HxCDF CS		649247.250	218608.719	430639	0.51	NO	34.48	1.00	34.44	34.51	99.22281	99.2		3127	4359
33	13C-1234-TCDD IS		861817.188	379304.750	482512	0.79	NO	27.38	0.00	27.35	27.41	74.39011	74.4		1192	843
34	13C-123789-HxCDD IS		600095.500	342811.906	257284	1.33	NO	34.33	0.00	34.30	34.36	75.92545	75.9		3704	2953
35	Total-Tetradoxins	6		192289.357								52.18753			594	
36	Total-Pentadoxins	3		583799.063								159.57810			472	
37	Total-Hexadoxins	5		647440.706								205.62548			3931	

Quantify Sample Summary Report MassLynx MassLynx V4.1 SCN 901

Dataset: C:\MassLynx\Dioxin.PRO\Result Files\7-190724A-ICAL_M23_QC.qld

Last Altered: Thursday, July 25, 2019 09:33:09 Eastern Daylight Time

Printed: Friday, August 30, 2019 14:30:49 Eastern Daylight Time

Name: 7-190724A09, Date: 24-Jul-2019, Time: 21:32:42, ID: H7-19-CCV-0487, Description: 1613B-CS3+PERF-011D, Vial: Tray1:1

	Target Analyte	#Hom	Total Area	Ion1 Area	Ion2 Area	Ra	Ra Fail=YES	RT	RRT	RT LCL	RT UCL	pg	%Rec	Mod.Comment	Noise 1	Noise 2
38	Total-Heptadioxins	2		236565.789								100.52700			1568	
39	Total-OCDD	1		188074.250								98.86283			1097	
40	Total-Tetrafurans	9		244155.912								54.78460			870	
41	Total-PeCDF-F1	1		357966.656								61.65078			294	
42	Total-Pentafurans	4		754668.486								145.47944			1343	
43	Total-Hexafurans	5		855241.774								220.69056			4430	
44	Total-Heptafurans	3		288417.579								98.88093			1277	
45	Totals-OCDF	1		214317.500								98.56250			827	
46	Totals-37Cl-2378-TCDD	7		94535.982								10.74795			588	

Quantify Sample Report MassLynx MassLynx V4.1 SCN 901

Dataset: C:\MassLynx\Dioxin.PRO\Result Files\7-190724A-ICAL_M23_QC.qld

Last Altered: Thursday, July 25, 2019 09:33:09 Eastern Daylight Time

Printed: Friday, August 30, 2019 14:30:49 Eastern Daylight Time

Method: C:\MassLynx\Dioxin.PRO\MethDB\Dioxin_M23A.mdb 24 Jul 2019 09:33:17

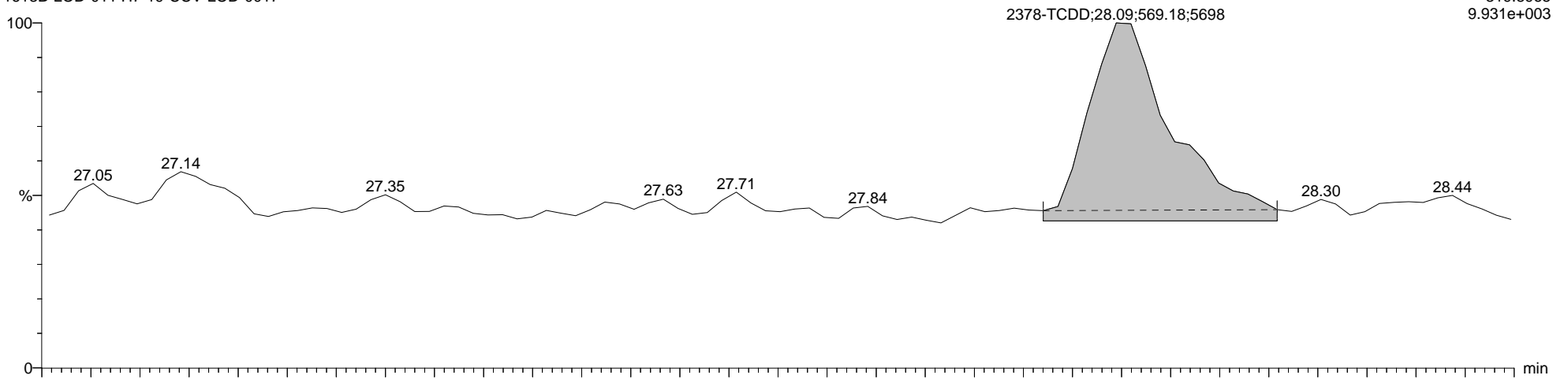
Calibration: C:\MassLynx\Dioxin.PRO\CurveDB\7-190724A-CAL5-M23.cdb 25 Jul 2019 09:29:35

Name: 7-190724A05, Date: 24-Jul-2019, Time: 18:44:14, ID: H7-19-CCV-LOD-0017, Description: 1613B-LOD-011, Vial: Tray1:6

2378-TCDD

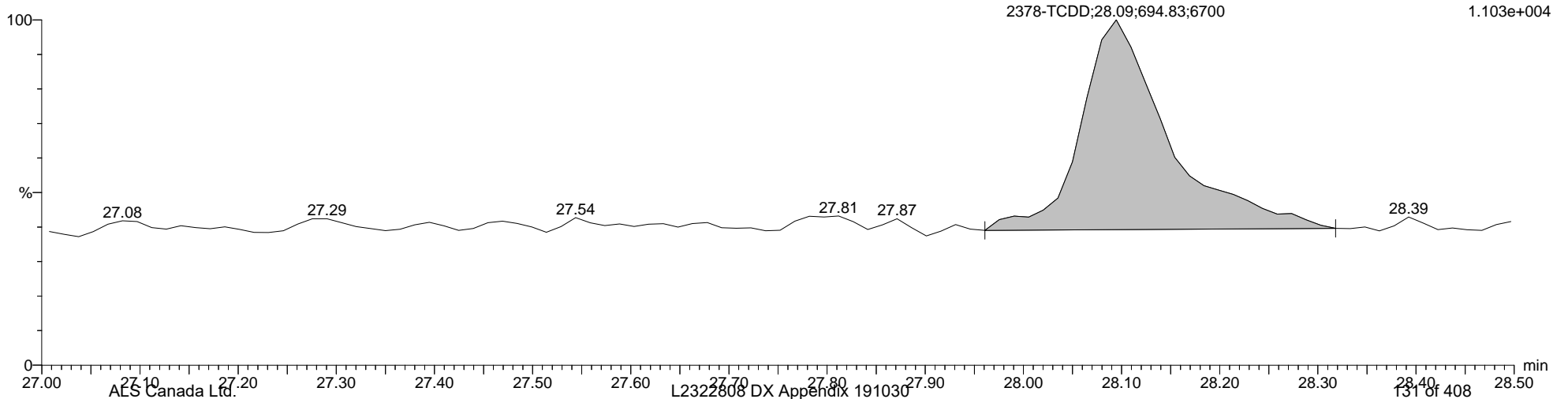
7-190724A05 Smooth(SG,1x1)
1613B-LOD-011 H7-19-CCV-LOD-0017

F1:Voltage SIR,EI+
319.8965
9.931e+003



7-190724A05 Smooth(SG,1x1)
1613B-LOD-011 H7-19-CCV-LOD-0017

F1:Voltage SIR,EI+
321.8936
1.103e+004



Quantify Sample Report MassLynx MassLynx V4.1 SCN 901

Dataset: C:\MassLynx\Dioxin.PRO\Result Files\7-190724A-ICAL_M23_QC.qld

Last Altered: Thursday, July 25, 2019 09:33:09 Eastern Daylight Time

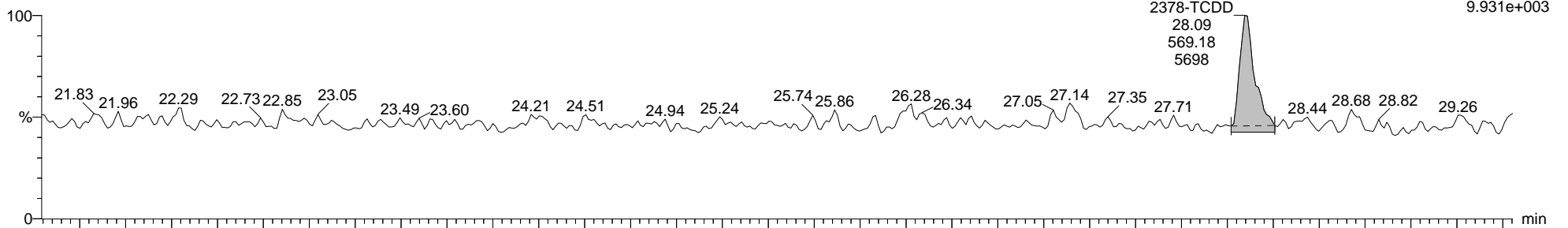
Printed: Friday, August 30, 2019 14:30:49 Eastern Daylight Time

Name: 7-190724A05, Date: 24-Jul-2019, Time: 18:44:14, ID: H7-19-CCV-LOD-0017, Description: 1613B-LOD-011, Vial: Tray1:6

Total-Tetradoxins

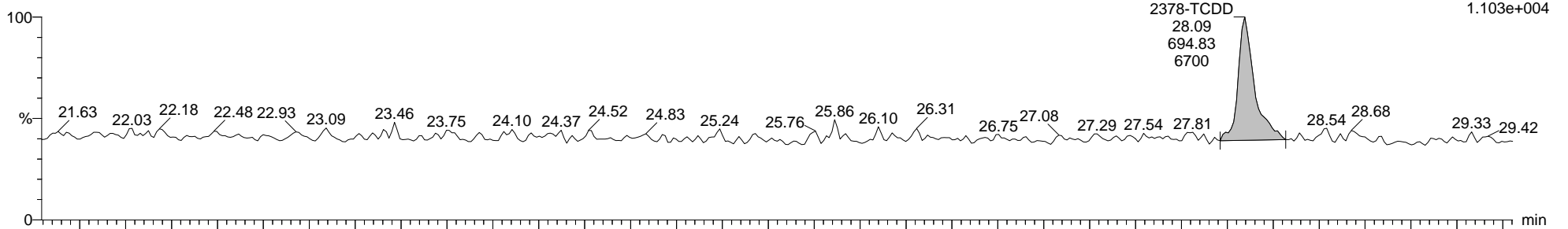
7-190724A05 Smooth(SG,1x1)
1613B-LOD-011 H7-19-CCV-LOD-0017

F1:Voltage SIR,EI+
319.8965
9.931e+003



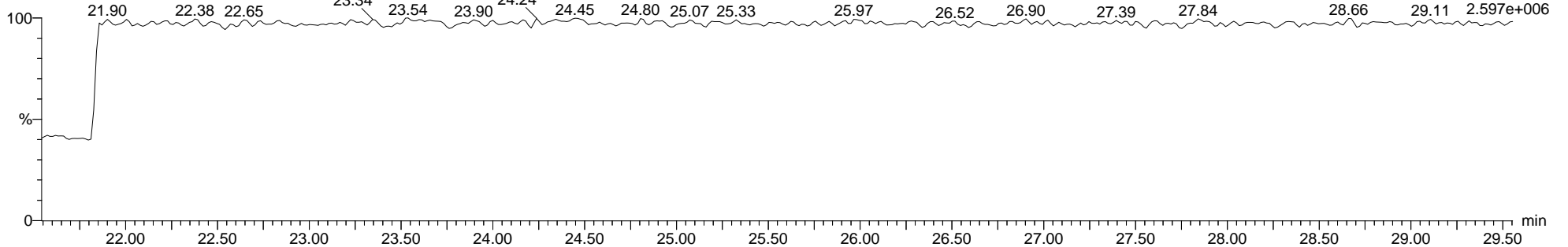
7-190724A05 Smooth(SG,1x1)
1613B-LOD-011 H7-19-CCV-LOD-0017

F1:Voltage SIR,EI+
321.8936
1.103e+004



7-190724A05 Smooth(SG,1x1)
1613B-LOD-011 H7-19-CCV-LOD-0017

F1:Voltage SIR,EI+
316.9824
2.597e+006



Quantify Sample Report MassLynx MassLynx V4.1 SCN 901

Dataset: C:\MassLynx\Dioxin.PRO\Result Files\7-190724A-ICAL_M23_QC.qld


Last Altered: Thursday, July 25, 2019 09:33:09 Eastern Daylight Time
Printed: Friday, August 30, 2019 14:30:49 Eastern Daylight Time

Name: 7-190724A05, Date: 24-Jul-2019, Time: 18:44:14, ID: H7-19-CCV-LOD-0017, Description: 1613B-LOD-011, Vial: Tray1:6

13C-2378-TCDD ES

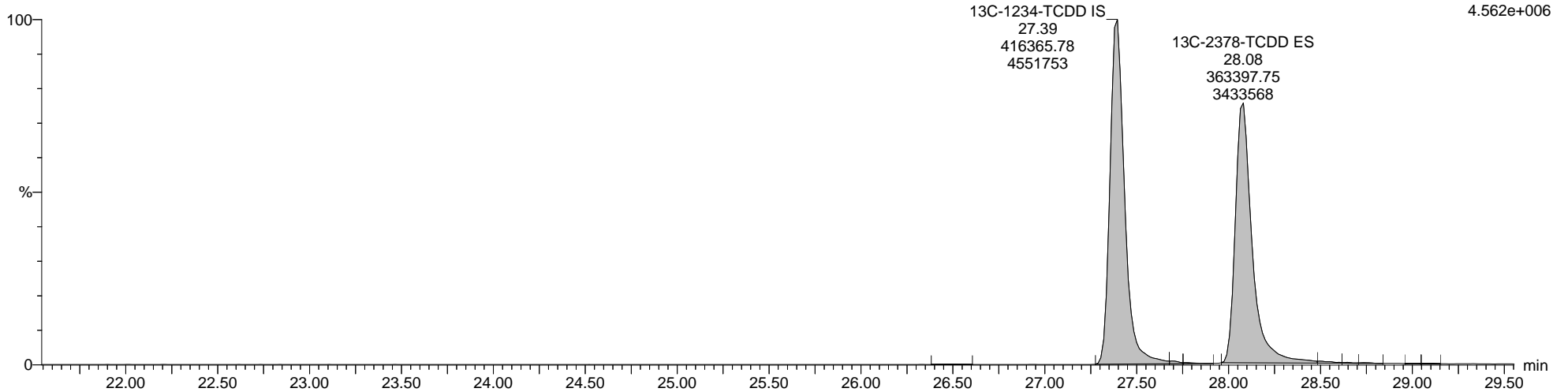
7-190724A05 Smooth(SG,1x1)
1613B-LOD-011 H7-19-CCV-LOD-0017

F1:Voltage SIR,EI+
331.9368
3.640e+006



7-190724A05 Smooth(SG,1x1)
1613B-LOD-011 H7-19-CCV-LOD-0017

F1:Voltage SIR,EI+
333.9339
4.562e+006



Quantify Sample Report MassLynx MassLynx V4.1 SCN 901

Dataset: C:\MassLynx\Dioxin.PRO\Result Files\7-190724A-ICAL_M23_QC.qld

Last Altered: Thursday, July 25, 2019 09:33:09 Eastern Daylight Time

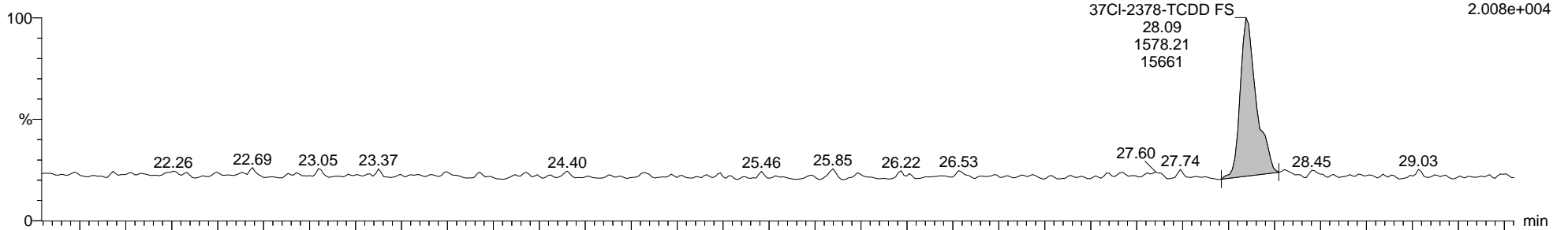
Printed: Friday, August 30, 2019 14:30:49 Eastern Daylight Time

Name: 7-190724A05, Date: 24-Jul-2019, Time: 18:44:14, ID: H7-19-CCV-LOD-0017, Description: 1613B-LOD-011, Vial: Tray1:6

Totals-37Cl-2378-TCDD

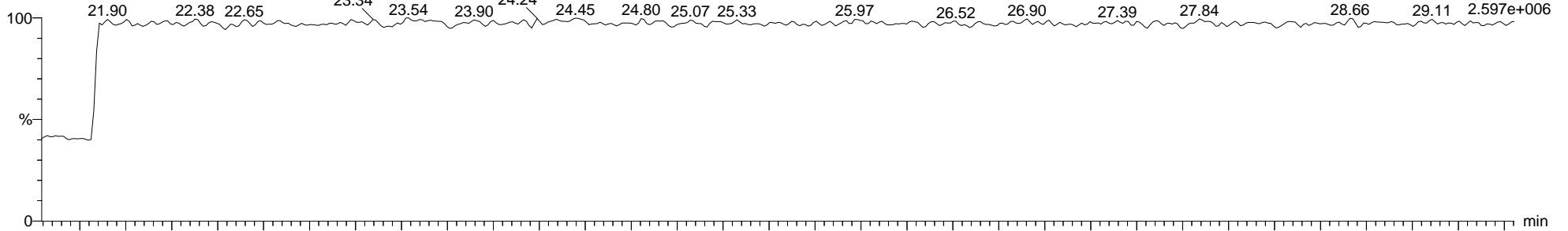
7-190724A05 Smooth(SG,1x1)
1613B-LOD-011 H7-19-CCV-LOD-0017

F1:Voltage SIR,EI+
327.8847
2.008e+004



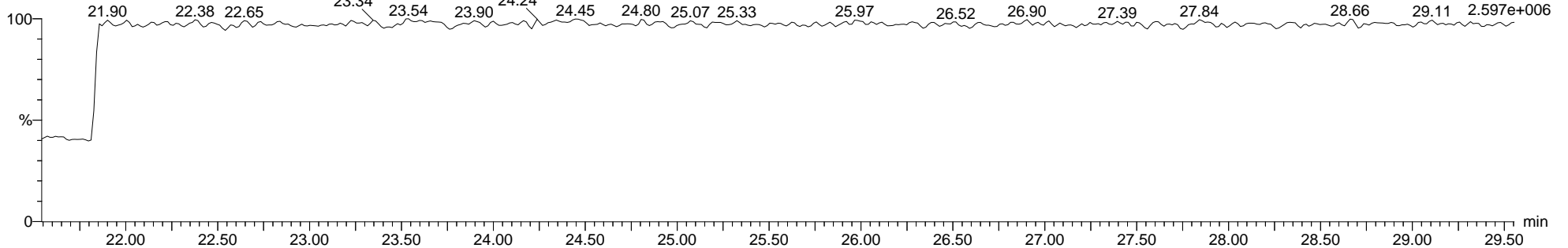
7-190724A05 Smooth(SG,1x1)
1613B-LOD-011 H7-19-CCV-LOD-0017

F1:Voltage SIR,EI+
316.9824
2.597e+006



7-190724A05 Smooth(SG,1x1)
1613B-LOD-011 H7-19-CCV-LOD-0017

F1:Voltage SIR,EI+
316.9824
2.597e+006



Quantify Sample Report MassLynx MassLynx V4.1 SCN 901

Dataset: C:\MassLynx\Dioxin.PRO\Result Files\7-190724A-ICAL_M23_QC.qld

Last Altered: Thursday, July 25, 2019 09:33:09 Eastern Daylight Time

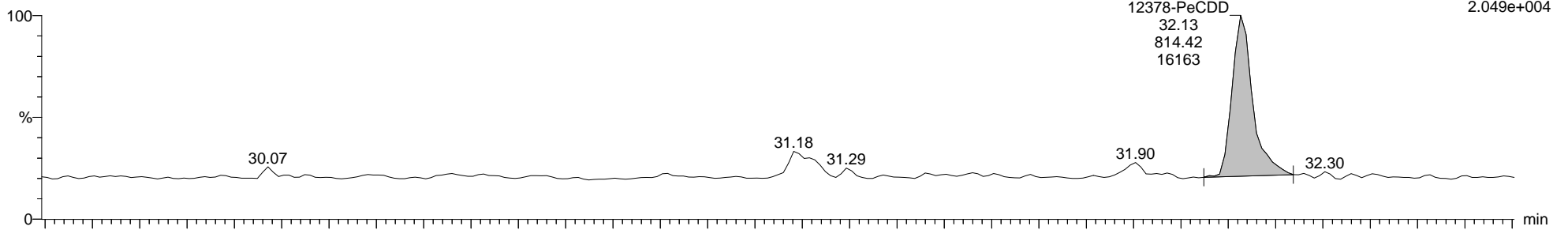
Printed: Friday, August 30, 2019 14:30:49 Eastern Daylight Time

Name: 7-190724A05, Date: 24-Jul-2019, Time: 18:44:14, ID: H7-19-CCV-LOD-0017, Description: 1613B-LOD-011, Vial: Tray1:6

Total-Pentadioxins

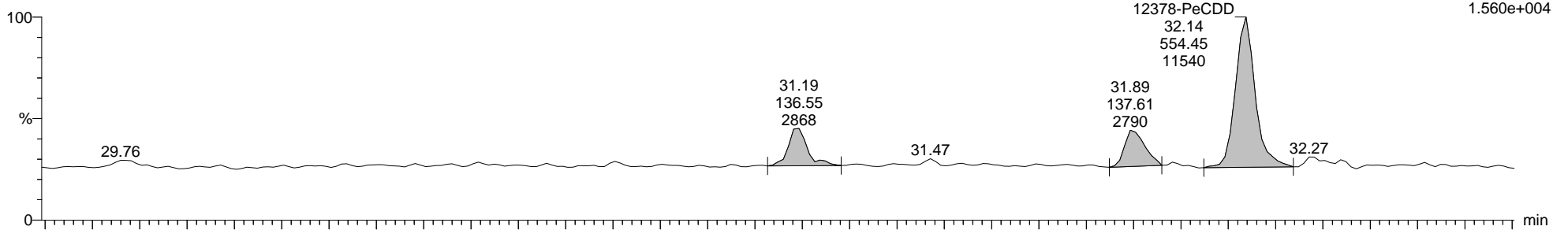
7-190724A05 Smooth(SG,1x1)
1613B-LOD-011 H7-19-CCV-LOD-0017

F2:Voltage SIR,EI+
355.8546
2.049e+004



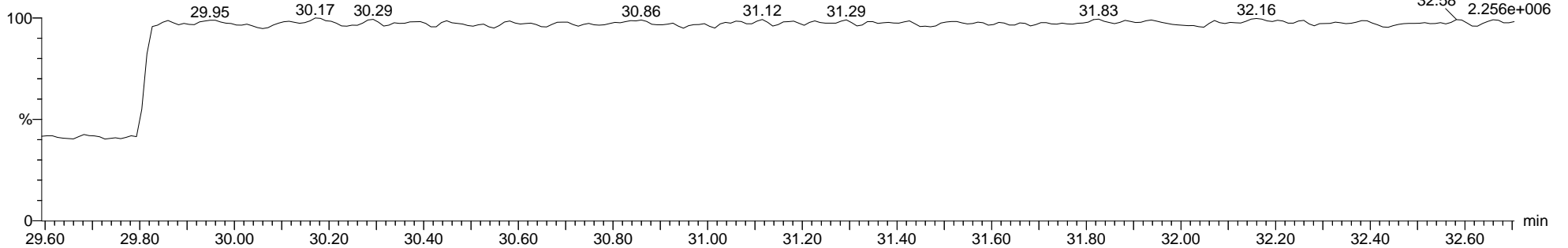
7-190724A05 Smooth(SG,1x1)
1613B-LOD-011 H7-19-CCV-LOD-0017

F2:Voltage SIR,EI+
353.8576
1.560e+004



7-190724A05 Smooth(SG,1x1)
1613B-LOD-011 H7-19-CCV-LOD-0017

F2:Voltage SIR,EI+
366.9792
2.256e+006



Dataset: C:\MassLynx\Dioxin.PRO\Result Files\7-190724A-ICAL_M23_QC.qld

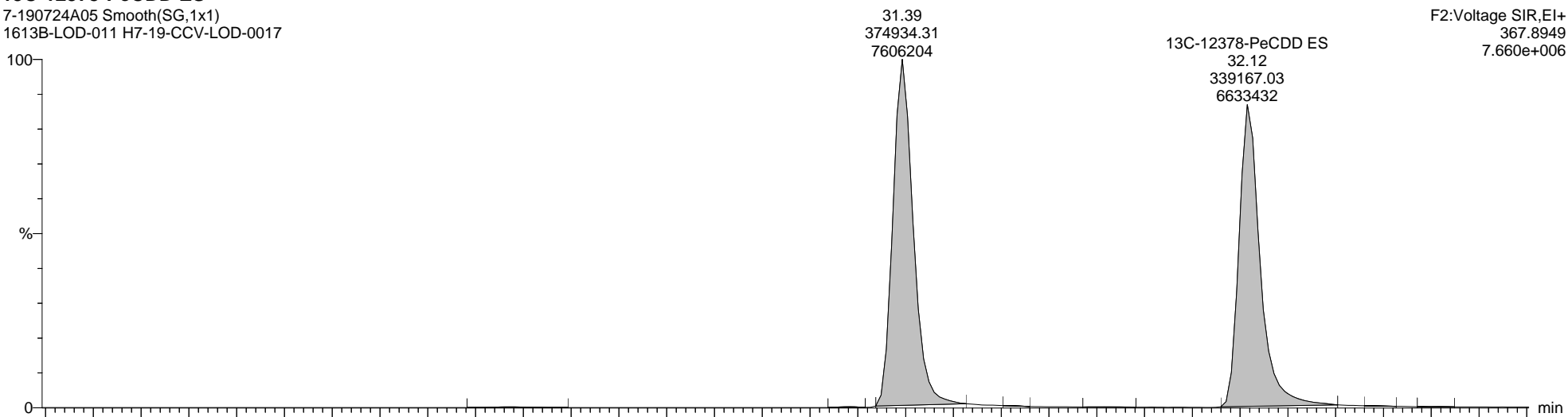
Last Altered: Thursday, July 25, 2019 09:33:09 Eastern Daylight Time

Printed: Friday, August 30, 2019 14:30:49 Eastern Daylight Time

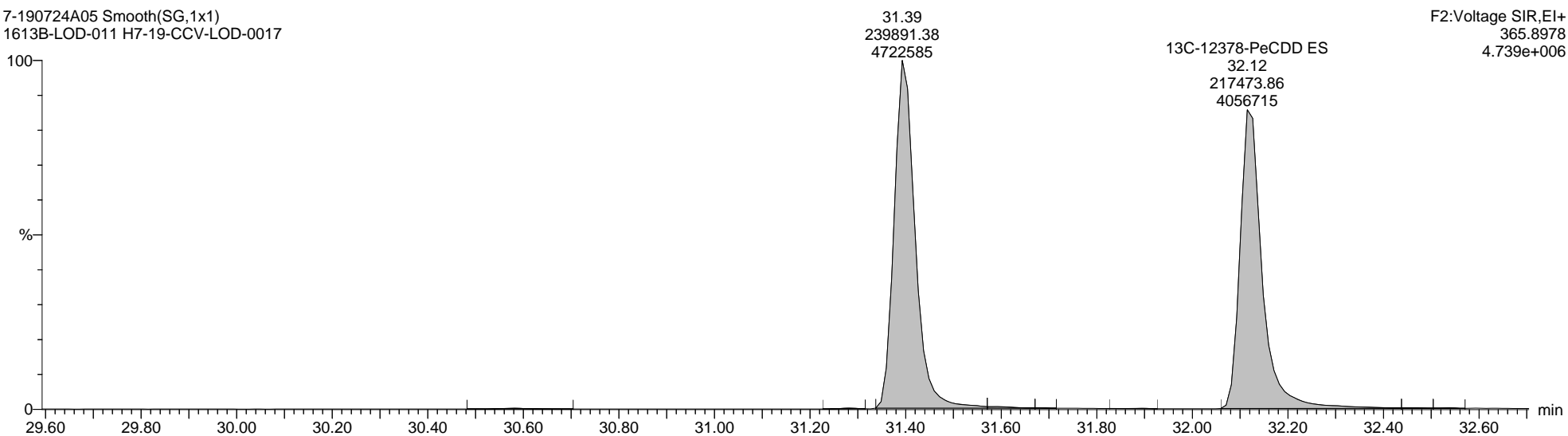
Name: 7-190724A05, Date: 24-Jul-2019, Time: 18:44:14, ID: H7-19-CCV-LOD-0017, Description: 1613B-LOD-011, Vial: Tray1:6

13C-12378-PeCDD ES

7-190724A05 Smooth(SG,1x1)
1613B-LOD-011 H7-19-CCV-LOD-0017



7-190724A05 Smooth(SG,1x1)
1613B-LOD-011 H7-19-CCV-LOD-0017



Quantify Sample Report MassLynx MassLynx V4.1 SCN 901

Dataset: C:\MassLynx\Dioxin.PRO\Result Files\7-190724A-ICAL_M23_QC.qld

Last Altered: Thursday, July 25, 2019 09:33:09 Eastern Daylight Time

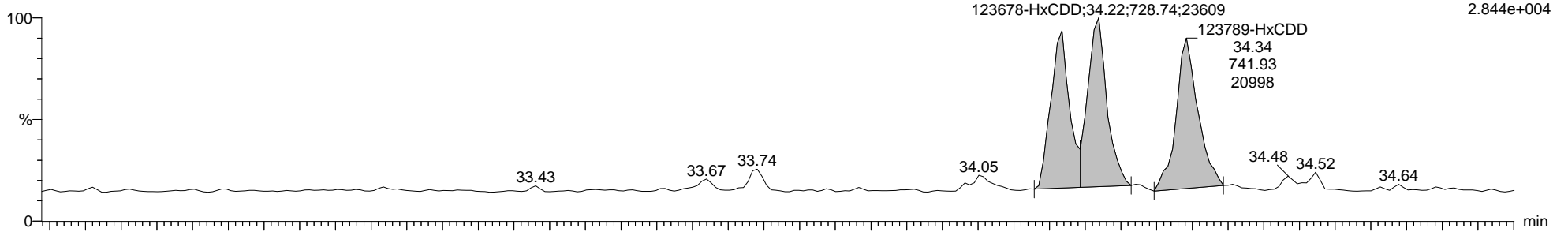
Printed: Friday, August 30, 2019 14:30:49 Eastern Daylight Time

Name: 7-190724A05, Date: 24-Jul-2019, Time: 18:44:14, ID: H7-19-CCV-LOD-0017, Description: 1613B-LOD-011, Vial: Tray1:6

Total-Hexadioxins

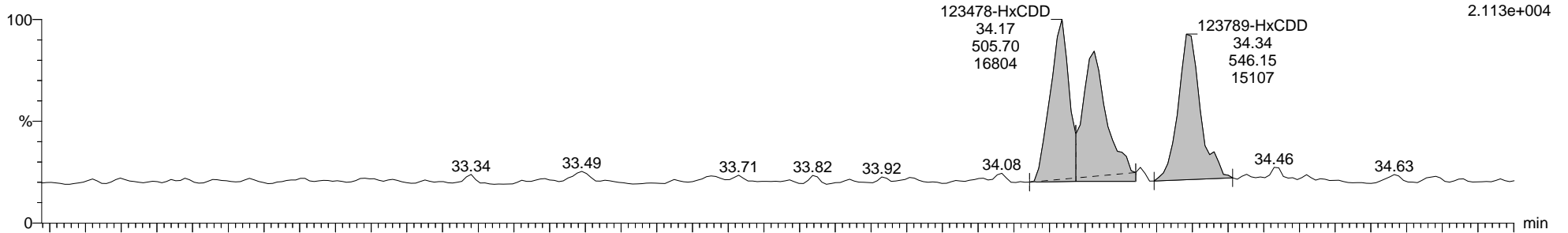
7-190724A05 Smooth(SG,1x1)
1613B-LOD-011 H7-19-CCV-LOD-0017

F3:Voltage SIR,EI+
389.8157
2.844e+004



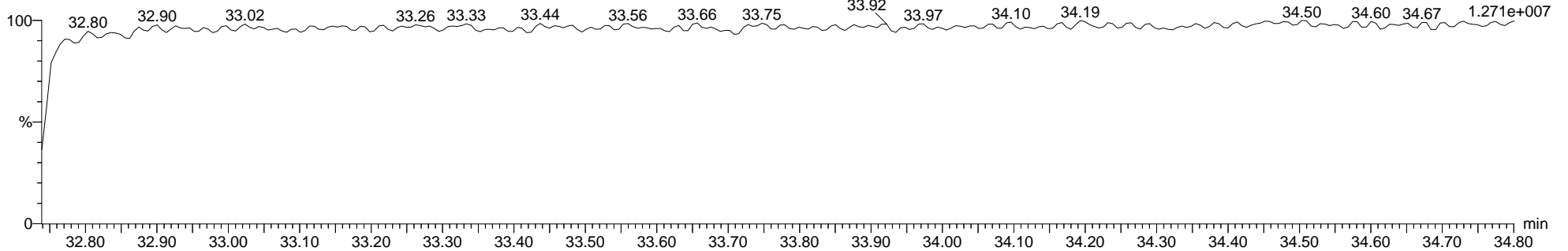
7-190724A05 Smooth(SG,1x1)
1613B-LOD-011 H7-19-CCV-LOD-0017

F3:Voltage SIR,EI+
391.8127
2.113e+004



7-190724A05 Smooth(SG,1x1)
1613B-LOD-011 H7-19-CCV-LOD-0017

F3:Voltage SIR,EI+
380.9760
1.271e+007



Dataset: C:\MassLynx\Dioxin.PRO\Result Files\7-190724A-ICAL_M23_QC.qld

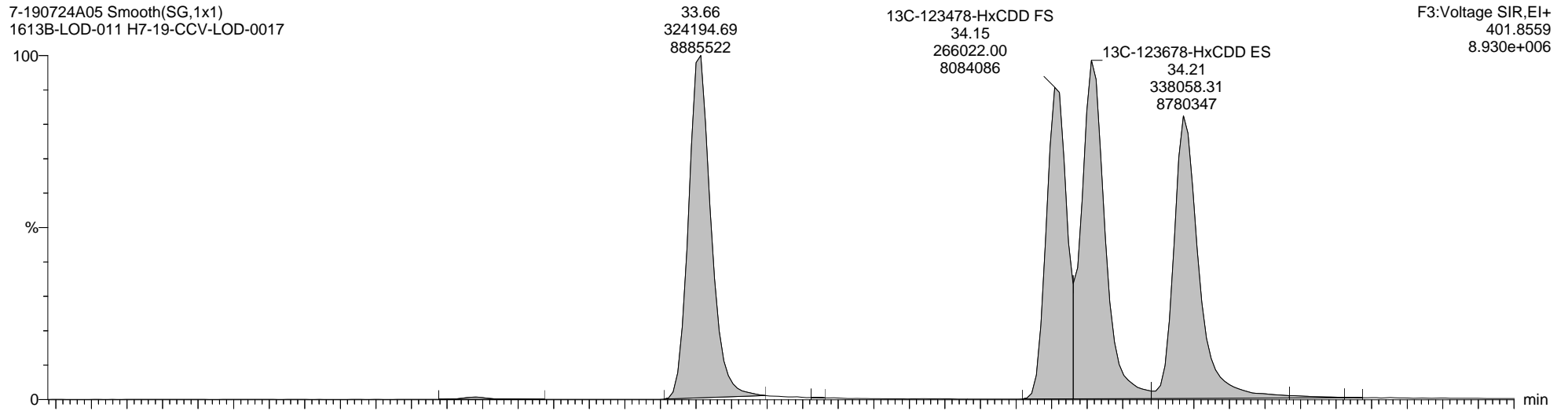
Last Altered: Thursday, July 25, 2019 09:33:09 Eastern Daylight Time

Printed: Friday, August 30, 2019 14:30:49 Eastern Daylight Time

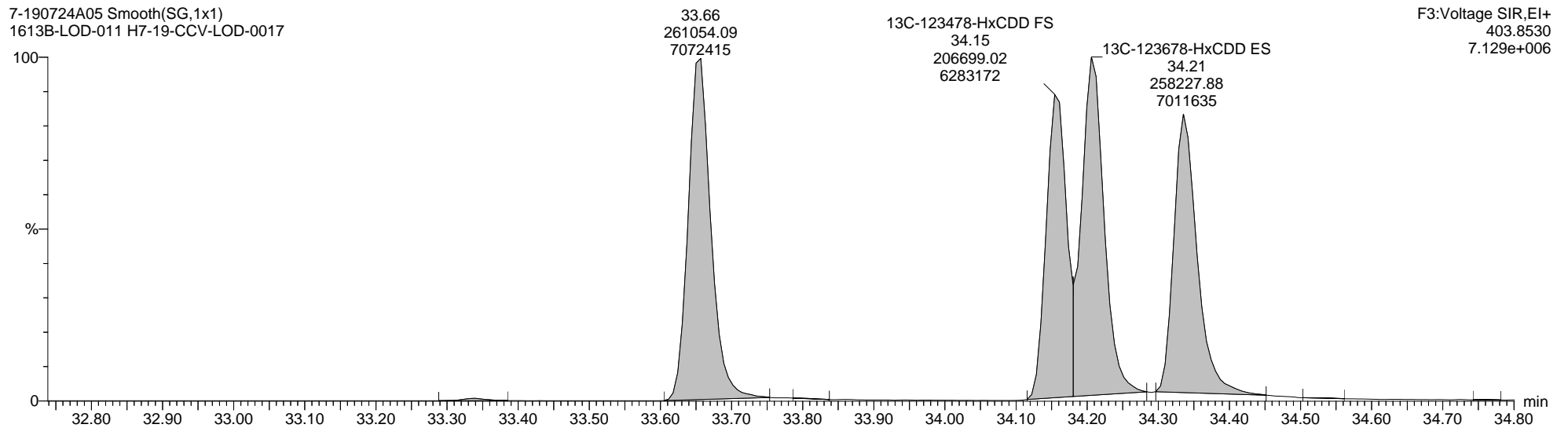
Name: 7-190724A05, Date: 24-Jul-2019, Time: 18:44:14, ID: H7-19-CCV-LOD-0017, Description: 1613B-LOD-011, Vial: Tray1:6

13C-123678-HxCDD ES

7-190724A05 Smooth(SG,1x1)
1613B-LOD-011 H7-19-CCV-LOD-0017



7-190724A05 Smooth(SG,1x1)
1613B-LOD-011 H7-19-CCV-LOD-0017



Quantify Sample Report

MassLynx MassLynx V4.1 SCN 901

Dataset: C:\MassLynx\Dioxin.PRO\Result Files\7-190724A-ICAL_M23_QC.qld

Last Altered: Thursday, July 25, 2019 09:33:09 Eastern Daylight Time

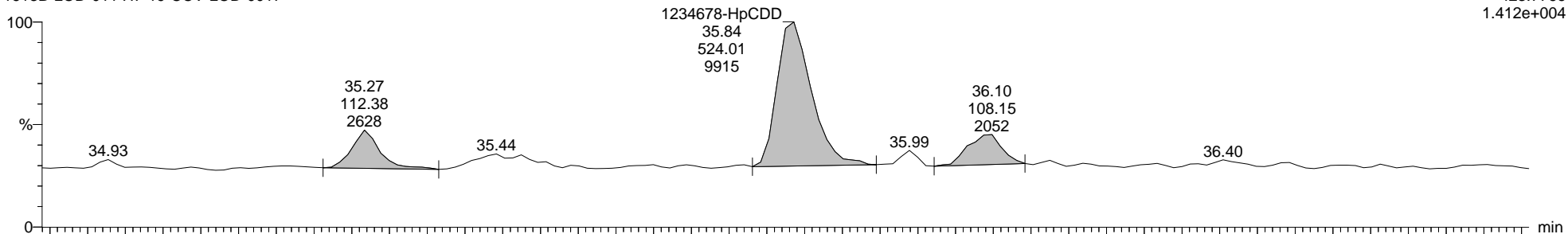
Printed: Friday, August 30, 2019 14:30:49 Eastern Daylight Time

Name: 7-190724A05, Date: 24-Jul-2019, Time: 18:44:14, ID: H7-19-CCV-LOD-0017, Description: 1613B-LOD-011, Vial: Tray1:6

Total-Heptadioxins

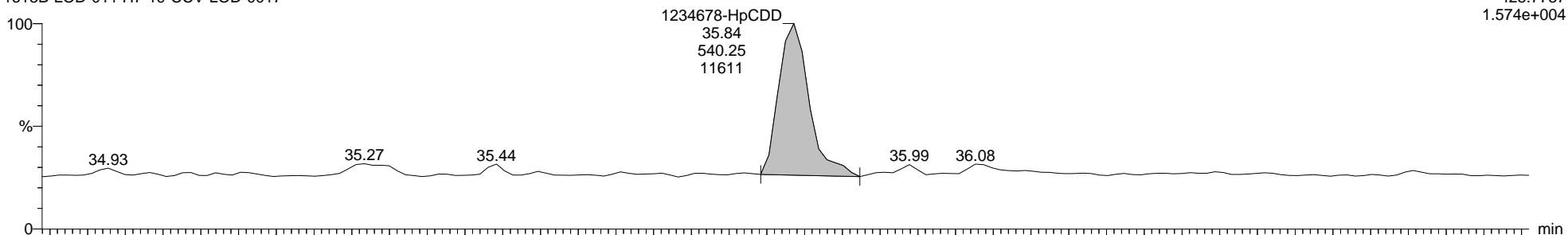
7-190724A05 Smooth(SG,1x1)
1613B-LOD-011 H7-19-CCV-LOD-0017

F4:Voltage SIR,EI+
423.7766
1.412e+004



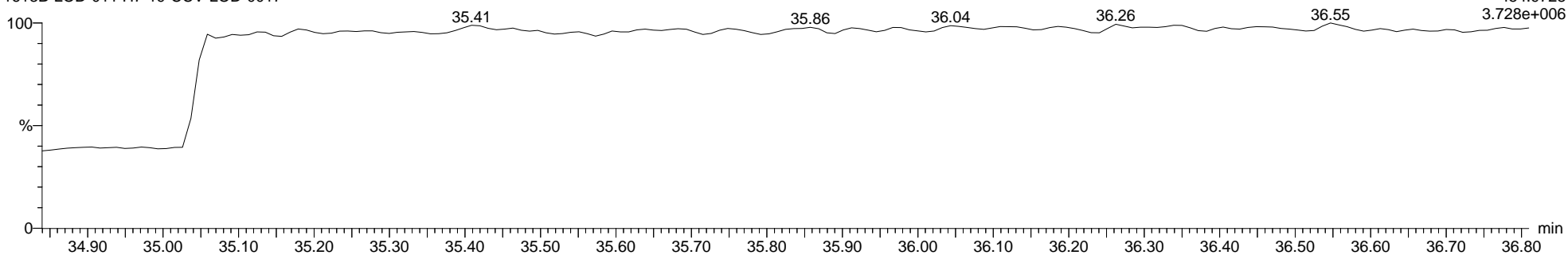
7-190724A05 Smooth(SG,1x1)
1613B-LOD-011 H7-19-CCV-LOD-0017

F4:Voltage SIR,EI+
425.7737
1.574e+004



7-190724A05 Smooth(SG,1x1)
1613B-LOD-011 H7-19-CCV-LOD-0017

F4:Voltage SIR,EI+
454.9728
3.728e+006



Quantify Sample Report MassLynx MassLynx V4.1 SCN 901

Dataset: C:\MassLynx\Dioxin.PRO\Result Files\7-190724A-ICAL_M23_QC.qld

Last Altered: Thursday, July 25, 2019 09:33:09 Eastern Daylight Time

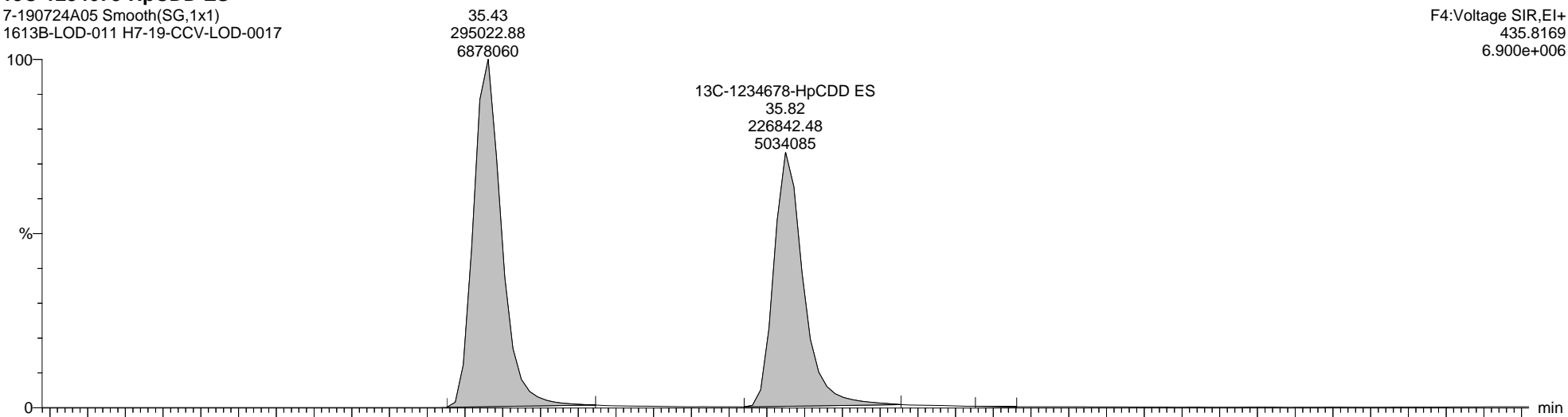
Printed: Friday, August 30, 2019 14:30:49 Eastern Daylight Time

Name: 7-190724A05, Date: 24-Jul-2019, Time: 18:44:14, ID: H7-19-CCV-LOD-0017, Description: 1613B-LOD-011, Vial: Tray1:6

13C-1234678-HpCDD ES

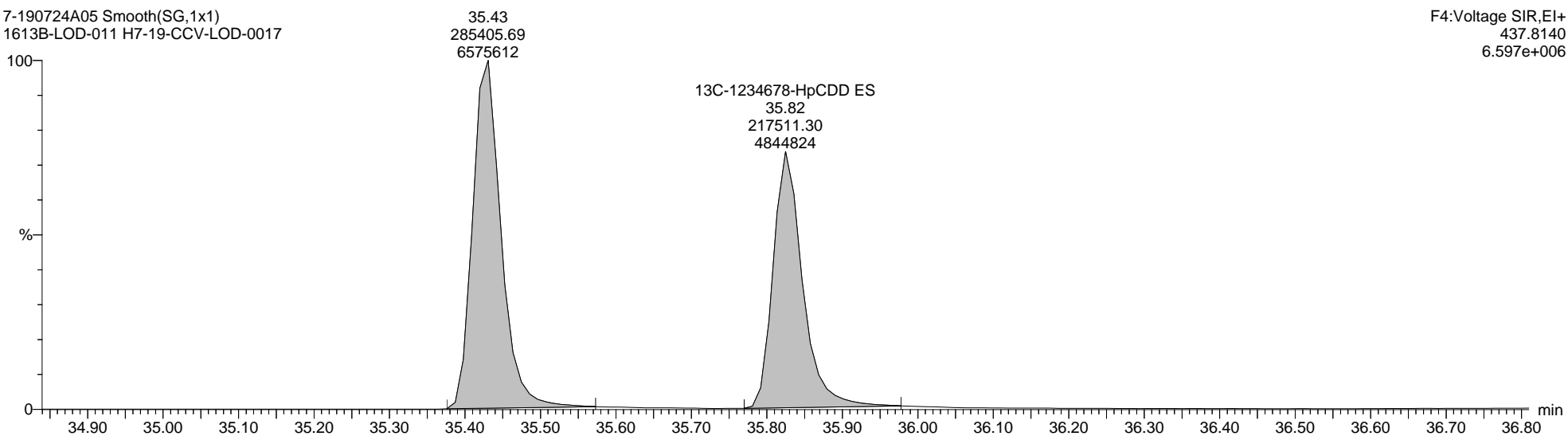
7-190724A05 Smooth(SG,1x1)
1613B-LOD-011 H7-19-CCV-LOD-0017

F4:Voltage SIR,EI+
435.8169
6.900e+006



7-190724A05 Smooth(SG,1x1)
1613B-LOD-011 H7-19-CCV-LOD-0017

F4:Voltage SIR,EI+
437.8140
6.597e+006



Quantify Sample Report MassLynx MassLynx V4.1 SCN 901

Dataset: C:\MassLynx\Dioxin.PRO\Result Files\7-190724A-ICAL_M23_QC.qld

Last Altered: Thursday, July 25, 2019 09:33:09 Eastern Daylight Time

Printed: Friday, August 30, 2019 14:30:49 Eastern Daylight Time

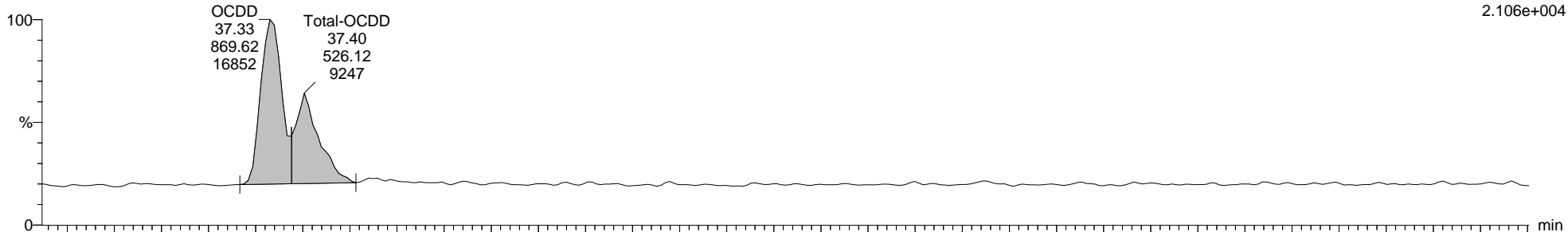
Name: 7-190724A05, Date: 24-Jul-2019, Time: 18:44:14, ID: H7-19-CCV-LOD-0017, Description: 1613B-LOD-011, Vial: Tray1:6

Total-OCDD

7-190724A05 Smooth(SG,1x1)

1613B-LOD-011 H7-19-CCV-LOD-0017

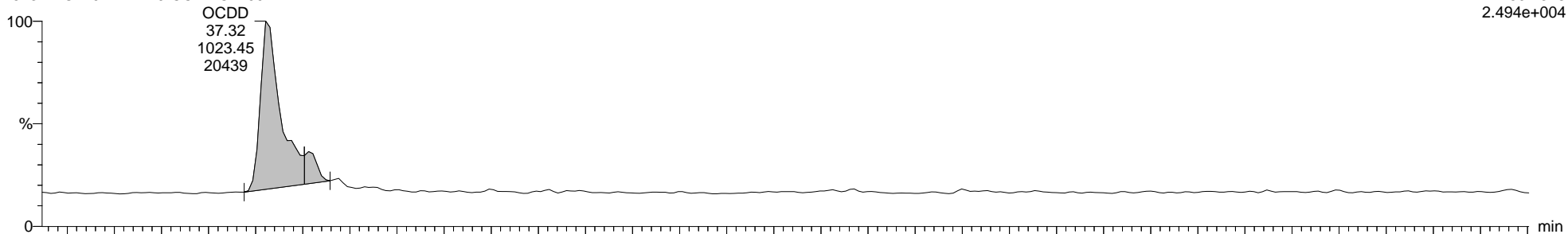
F5:Voltage SIR,EI+
457.7377
2.106e+004



7-190724A05 Smooth(SG,1x1)

1613B-LOD-011 H7-19-CCV-LOD-0017

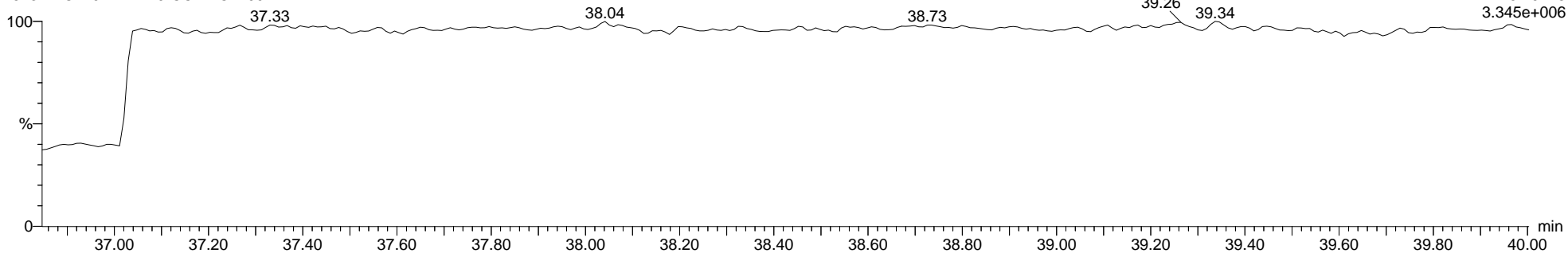
F5:Voltage SIR,EI+
459.7348
2.494e+004



7-190724A05 Smooth(SG,1x1)

1613B-LOD-011 H7-19-CCV-LOD-0017

F5:Voltage SIR,EI+
454.9728
3.345e+006



Quantify Sample Report MassLynx MassLynx V4.1 SCN 901

Dataset: C:\MassLynx\Dioxin.PRO\Result Files\7-190724A-ICAL_M23_QC.qld

Last Altered: Thursday, July 25, 2019 09:33:09 Eastern Daylight Time


Printed: Friday, August 30, 2019 14:30:49 Eastern Daylight Time

Name: 7-190724A05, Date: 24-Jul-2019, Time: 18:44:14, ID: H7-19-CCV-LOD-0017, Description: 1613B-LOD-011, Vial: Tray1:6

13C-OCDD ES

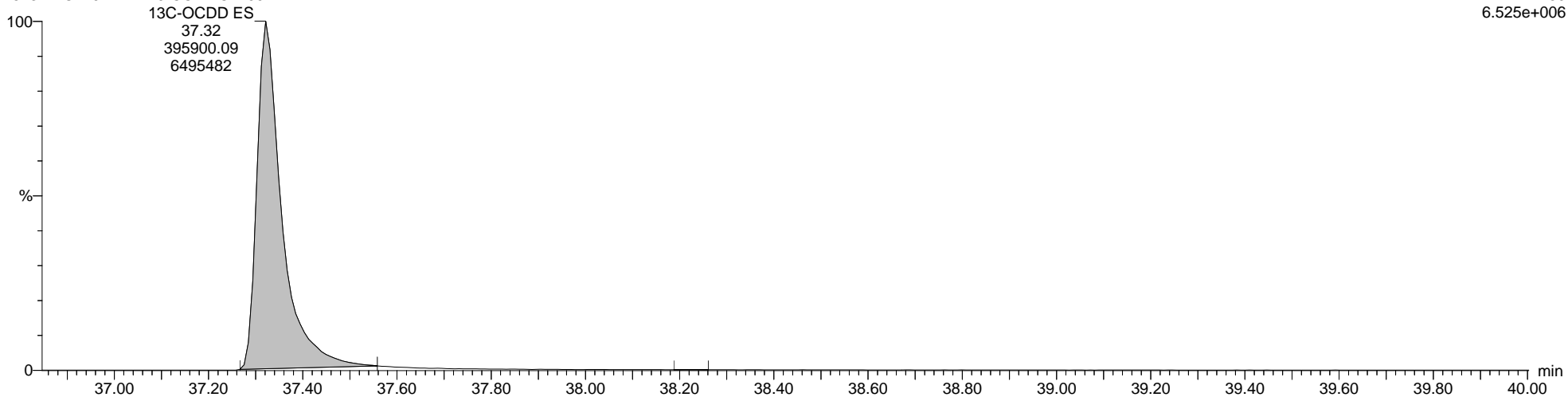
7-190724A05 Smooth(SG,1x1)
1613B-LOD-011 H7-19-CCV-LOD-0017

F5:Voltage SIR,EI+
469.7779
5.765e+006



7-190724A05 Smooth(SG,1x1)
1613B-LOD-011 H7-19-CCV-LOD-0017

F5:Voltage SIR,EI+
471.7750
6.525e+006



Quantify Sample Report MassLynx MassLynx V4.1 SCN 901

Dataset: C:\MassLynx\Dioxin.PRO\Result Files\7-190724A-ICAL_M23_QC.qld

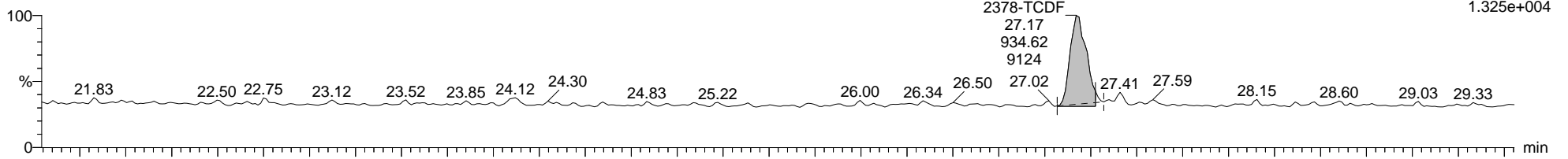
Last Altered: Thursday, July 25, 2019 09:33:09 Eastern Daylight Time
Printed: Friday, August 30, 2019 14:30:49 Eastern Daylight Time

Name: 7-190724A05, Date: 24-Jul-2019, Time: 18:44:14, ID: H7-19-CCV-LOD-0017, Description: 1613B-LOD-011, Vial: Tray1:6

Total-Tetrafurans

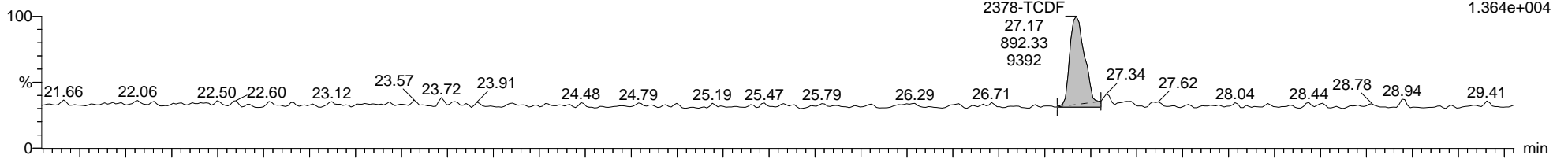
7-190724A05 Smooth(SG,1x1)
1613B-LOD-011 H7-19-CCV-LOD-0017

F1:Voltage SIR,EI+
303.9016
1.325e+004



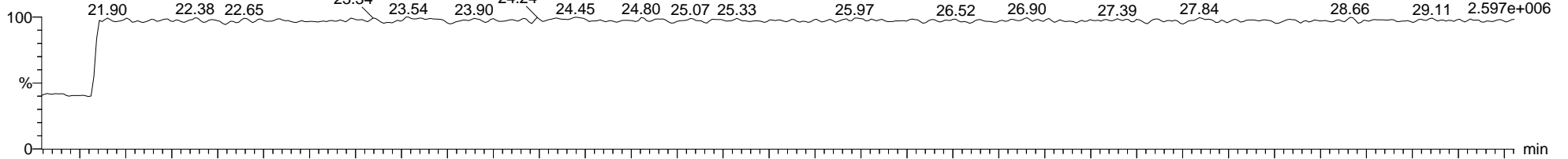
7-190724A05 Smooth(SG,1x1)
1613B-LOD-011 H7-19-CCV-LOD-0017

F1:Voltage SIR,EI+
305.8987
1.364e+004



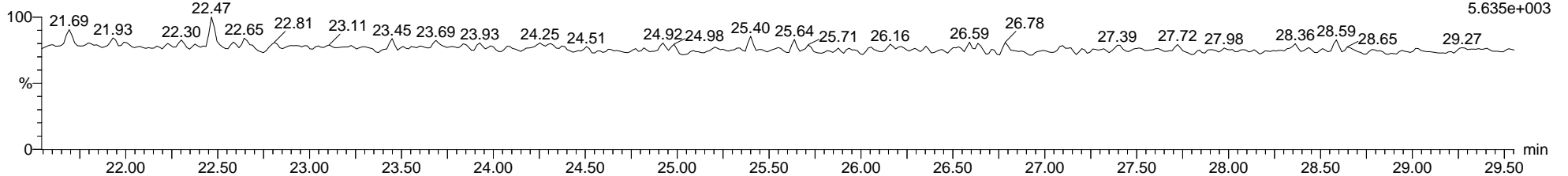
7-190724A05 Smooth(SG,1x1)
1613B-LOD-011 H7-19-CCV-LOD-0017

F1:Voltage SIR,EI+
316.9824
2.597e+006



7-190724A05 Smooth(SG,1x1)
1613B-LOD-011 H7-19-CCV-LOD-0017

F1:Voltage SIR,EI+
375.8364
5.635e+003



Dataset: C:\MassLynx\Dioxin.PRO\Result Files\7-190724A-ICAL_M23_QC.qld

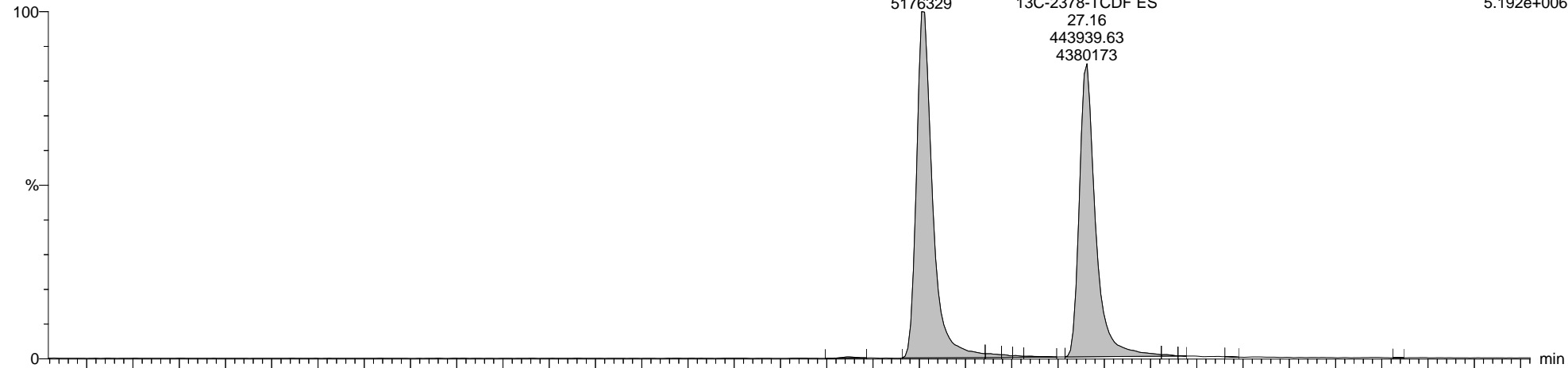
Last Altered: Thursday, July 25, 2019 09:33:09 Eastern Daylight Time

Printed: Friday, August 30, 2019 14:30:49 Eastern Daylight Time

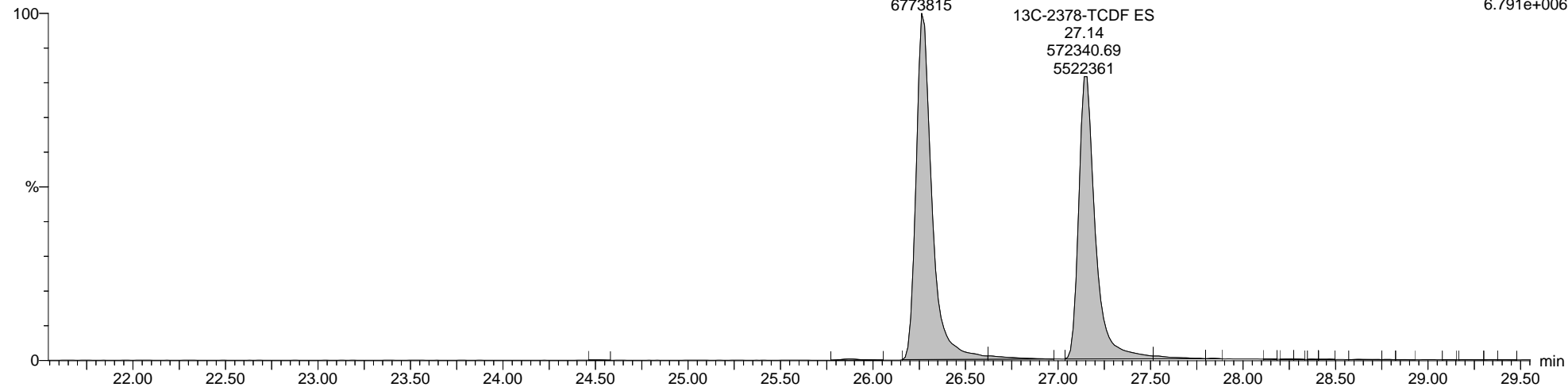
Name: 7-190724A05, Date: 24-Jul-2019, Time: 18:44:14, ID: H7-19-CCV-LOD-0017, Description: 1613B-LOD-011, Vial: Tray1:6

13C-2378-TCDF ES

7-190724A05 Smooth(SG,1x1)
1613B-LOD-011 H7-19-CCV-LOD-0017



7-190724A05 Smooth(SG,1x1)
1613B-LOD-011 H7-19-CCV-LOD-0017



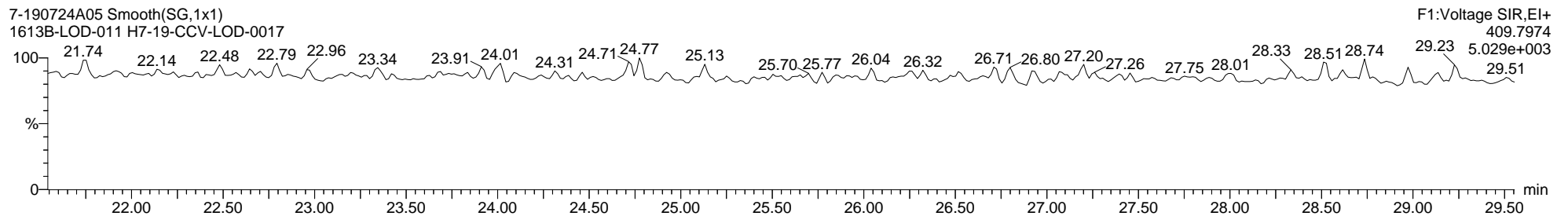
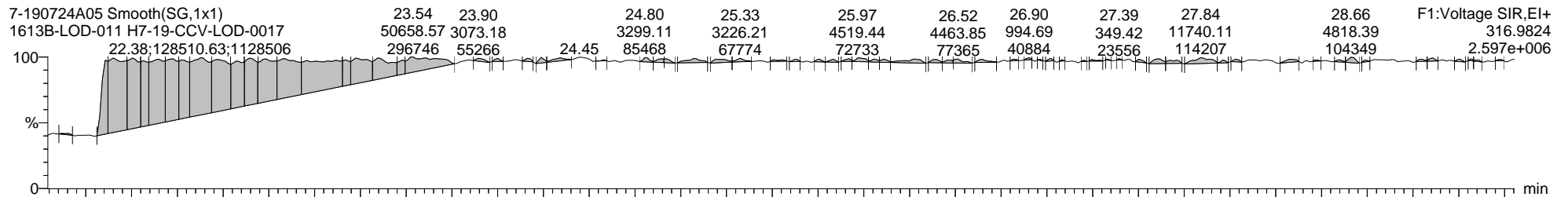
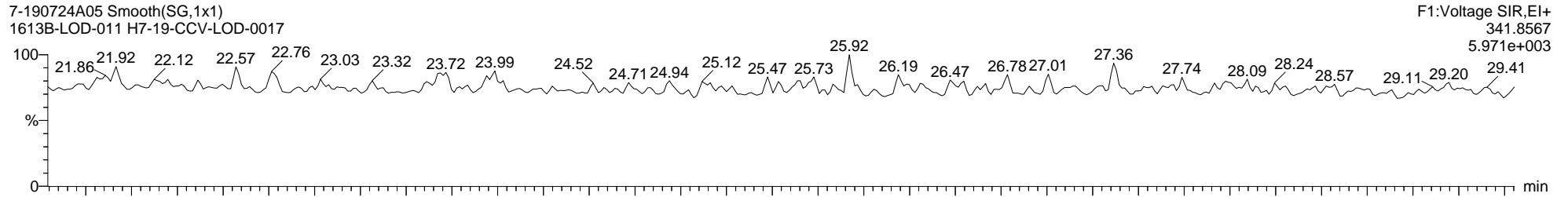
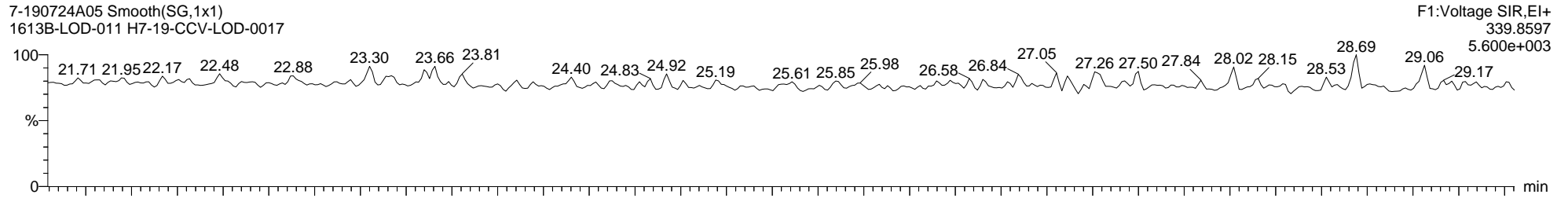
Quantify Sample Report MassLynx MassLynx V4.1 SCN 901

Dataset: C:\MassLynx\Dioxin.PRO\Result Files\7-190724A-ICAL_M23_QC.qld

Last Altered: Thursday, July 25, 2019 09:33:09 Eastern Daylight Time
Printed: Friday, August 30, 2019 14:30:49 Eastern Daylight Time

Name: 7-190724A05, Date: 24-Jul-2019, Time: 18:44:14, ID: H7-19-CCV-LOD-0017, Description: 1613B-LOD-011, Vial: Tray1:6

Total-PeCDF-F1



Quantify Sample Report MassLynx MassLynx V4.1 SCN 901

Dataset: C:\MassLynx\Dioxin.PRO\Result Files\7-190724A-ICAL_M23_QC.qld

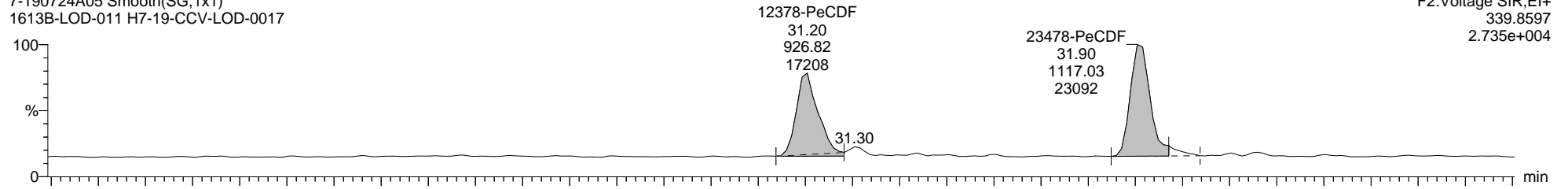
Last Altered: Thursday, July 25, 2019 09:33:09 Eastern Daylight Time

Printed: Friday, August 30, 2019 14:30:49 Eastern Daylight Time

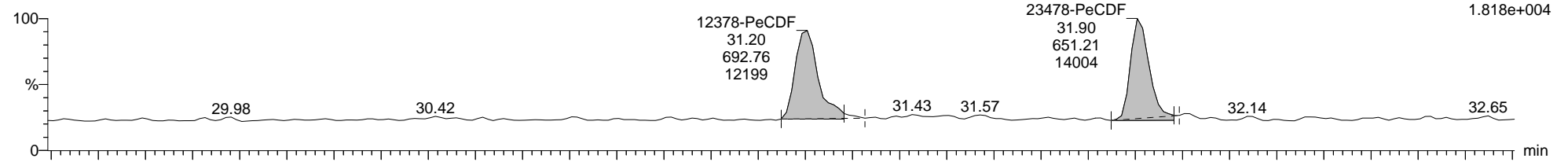
Name: 7-190724A05, Date: 24-Jul-2019, Time: 18:44:14, ID: H7-19-CCV-LOD-0017, Description: 1613B-LOD-011, Vial: Tray1:6

Total-Pentafurans

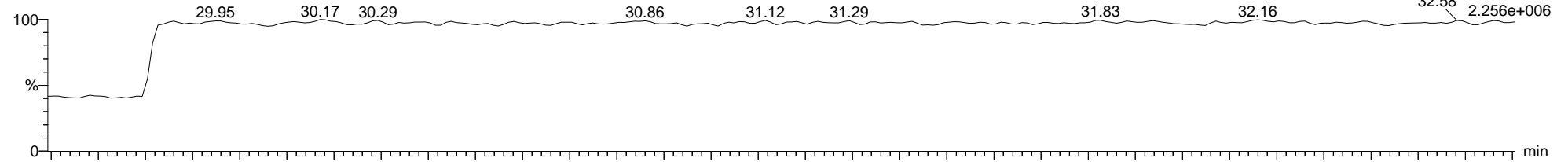
7-190724A05 Smooth(SG,1x1)
1613B-LOD-011 H7-19-CCV-LOD-0017



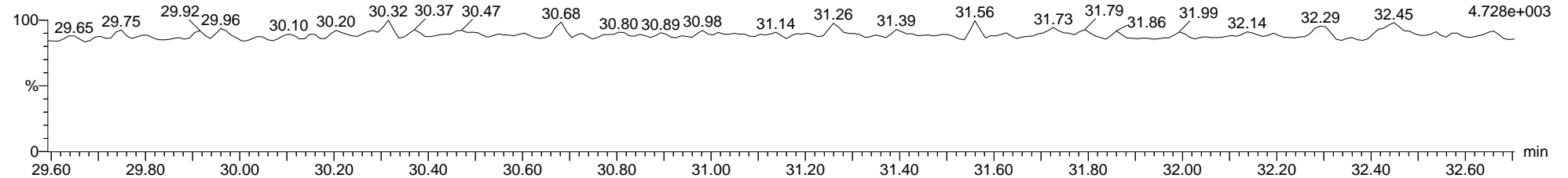
7-190724A05 Smooth(SG,1x1)
1613B-LOD-011 H7-19-CCV-LOD-0017



7-190724A05 Smooth(SG,1x1)
1613B-LOD-011 H7-19-CCV-LOD-0017



7-190724A05 Smooth(SG,1x1)
1613B-LOD-011 H7-19-CCV-LOD-0017



Quantify Sample Report MassLynx MassLynx V4.1 SCN 901

Dataset: C:\MassLynx\Dioxin.PRO\Result Files\7-190724A-ICAL_M23_QC.qld

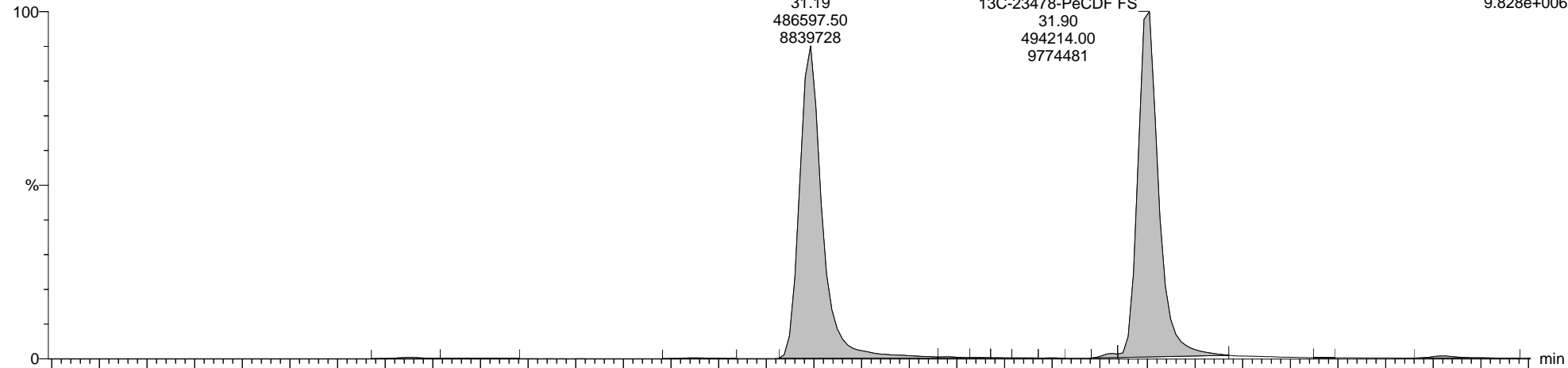
Last Altered: Thursday, July 25, 2019 09:33:09 Eastern Daylight Time

Printed: Friday, August 30, 2019 14:30:49 Eastern Daylight Time

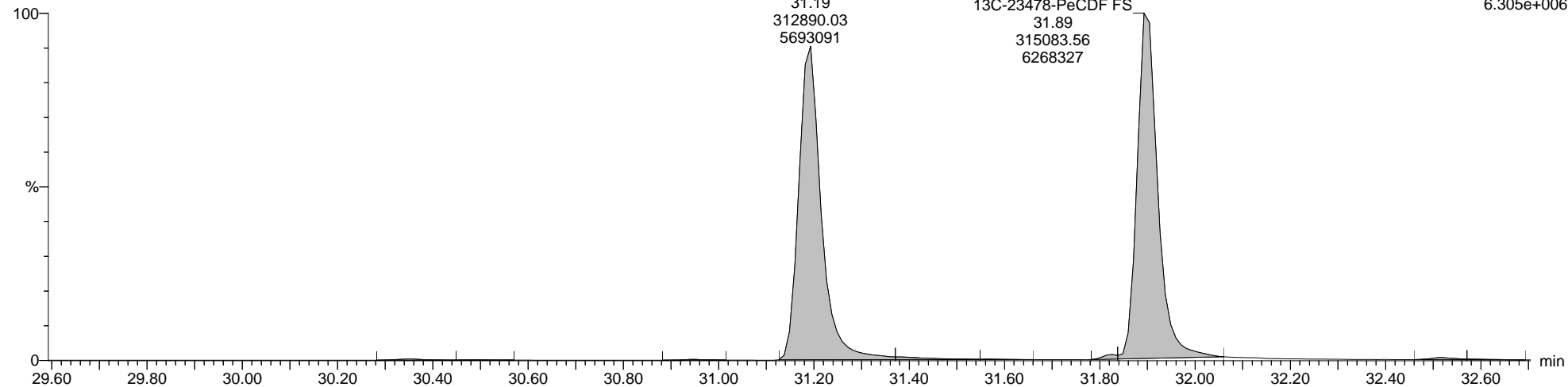
Name: 7-190724A05, Date: 24-Jul-2019, Time: 18:44:14, ID: H7-19-CCV-LOD-0017, Description: 1613B-LOD-011, Vial: Tray1:6

13C-12378-PeCDF ES

7-190724A05 Smooth(SG,1x1)
1613B-LOD-011 H7-19-CCV-LOD-0017



7-190724A05 Smooth(SG,1x1)
1613B-LOD-011 H7-19-CCV-LOD-0017



Quantify Sample Report MassLynx MassLynx V4.1 SCN 901

Dataset: C:\MassLynx\Dioxin.PRO\Result Files\7-190724A-ICAL_M23_QC.qld

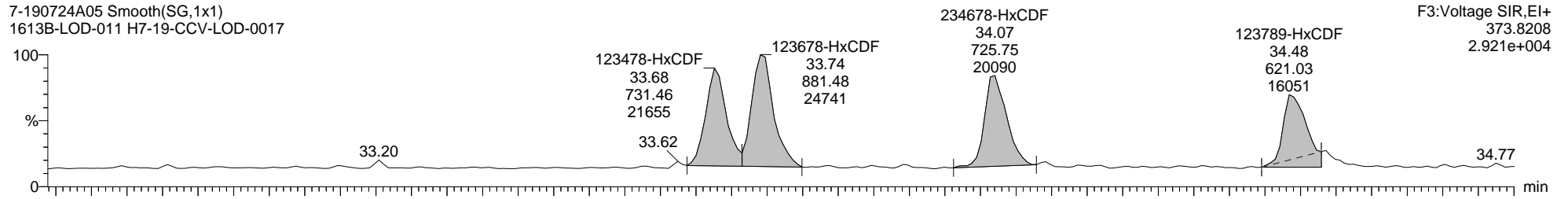
Last Altered: Thursday, July 25, 2019 09:33:09 Eastern Daylight Time

Printed: Friday, August 30, 2019 14:30:49 Eastern Daylight Time

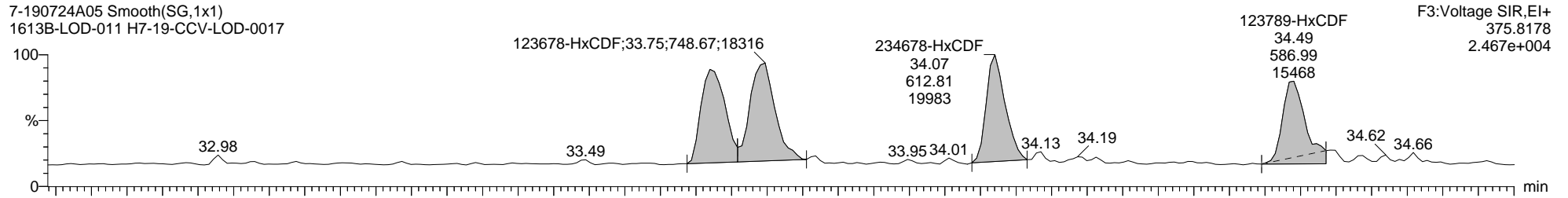
Name: 7-190724A05, Date: 24-Jul-2019, Time: 18:44:14, ID: H7-19-CCV-LOD-0017, Description: 1613B-LOD-011, Vial: Tray1:6

Total-Hexafurans

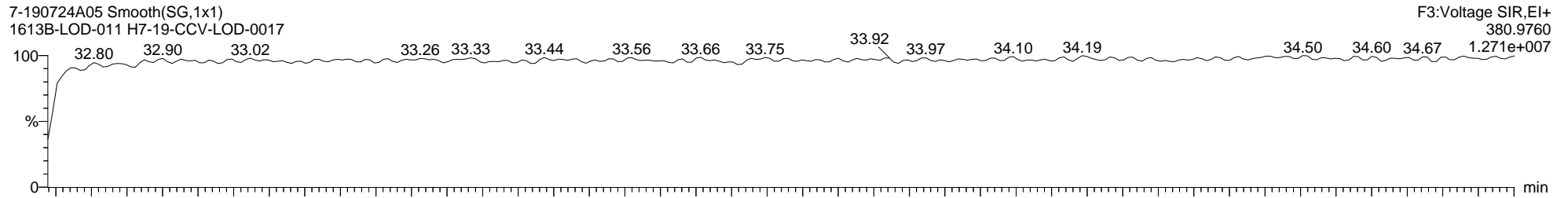
7-190724A05 Smooth(SG,1x1)
1613B-LOD-011 H7-19-CCV-LOD-0017



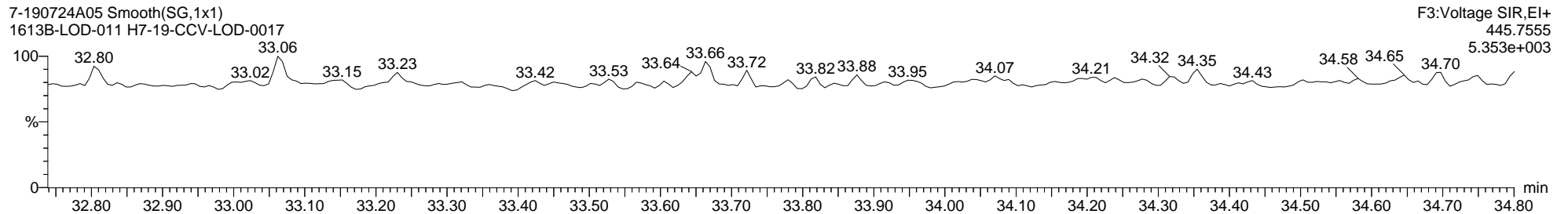
7-190724A05 Smooth(SG,1x1)
1613B-LOD-011 H7-19-CCV-LOD-0017



7-190724A05 Smooth(SG,1x1)
1613B-LOD-011 H7-19-CCV-LOD-0017



7-190724A05 Smooth(SG,1x1)
1613B-LOD-011 H7-19-CCV-LOD-0017



Quantify Sample Report MassLynx MassLynx V4.1 SCN 901

Dataset: C:\MassLynx\Dioxin.PRO\Result Files\7-190724A-ICAL_M23_QC.qld

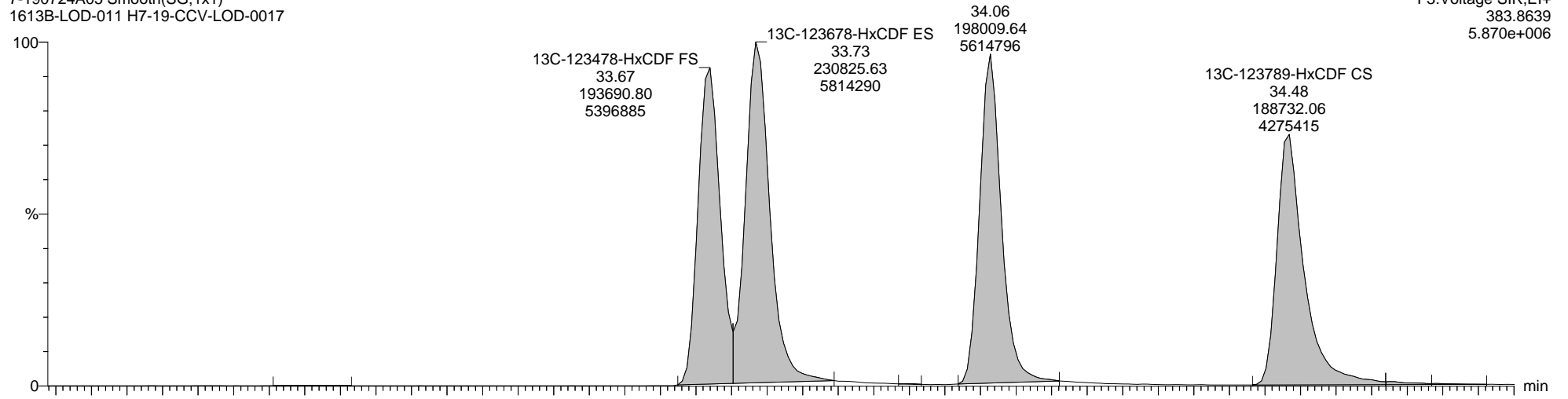
Last Altered: Thursday, July 25, 2019 09:33:09 Eastern Daylight Time

Printed: Friday, August 30, 2019 14:30:49 Eastern Daylight Time

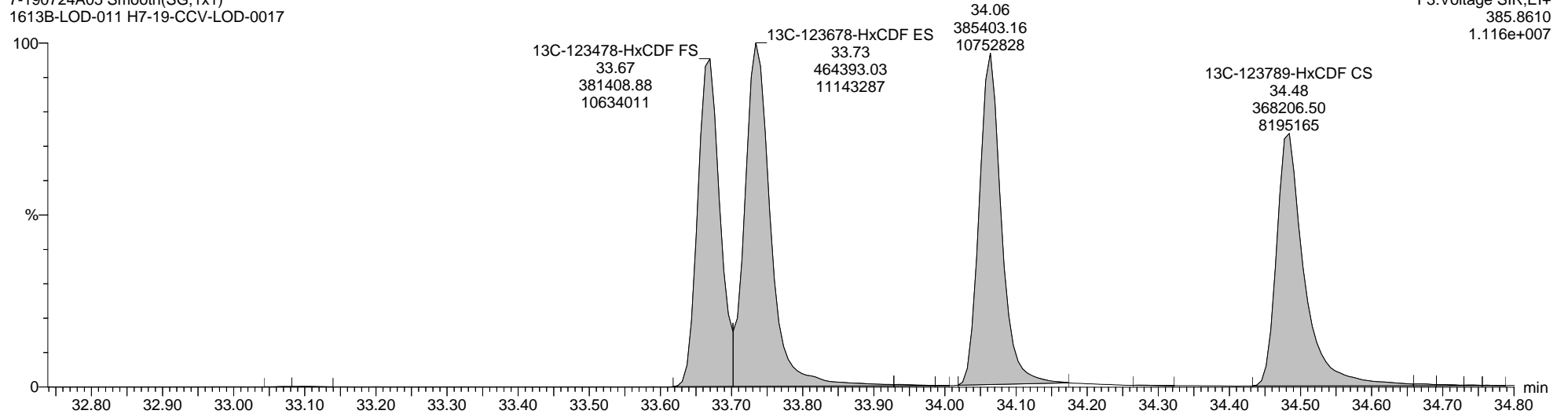
Name: 7-190724A05, Date: 24-Jul-2019, Time: 18:44:14, ID: H7-19-CCV-LOD-0017, Description: 1613B-LOD-011, Vial: Tray1:6

13C-123678-HxCDF ES

7-190724A05 Smooth(SG,1x1)
1613B-LOD-011 H7-19-CCV-LOD-0017



7-190724A05 Smooth(SG,1x1)
1613B-LOD-011 H7-19-CCV-LOD-0017



Quantify Sample Report MassLynx MassLynx V4.1 SCN 901

Dataset: C:\MassLynx\Dioxin.PRO\Result Files\7-190724A-ICAL_M23_QC.qld

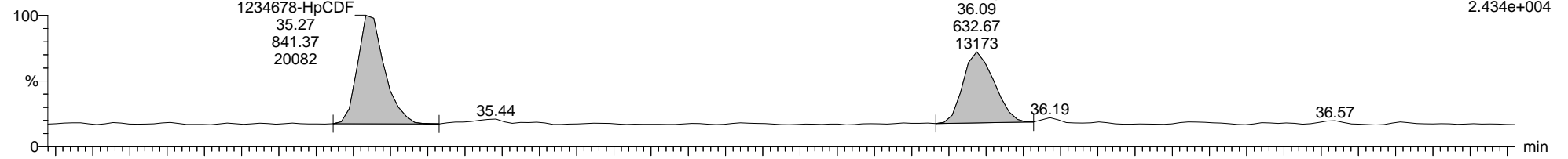
Last Altered: Thursday, July 25, 2019 09:33:09 Eastern Daylight Time
Printed: Friday, August 30, 2019 14:30:49 Eastern Daylight Time

Name: 7-190724A05, Date: 24-Jul-2019, Time: 18:44:14, ID: H7-19-CCV-LOD-0017, Description: 1613B-LOD-011, Vial: Tray1:6

Total-Heptafurans

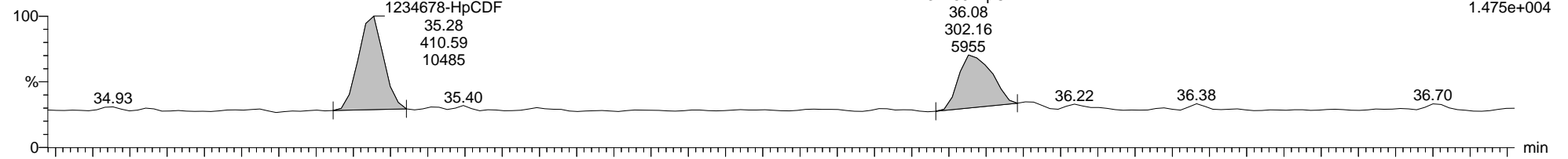
7-190724A05 Smooth(SG,1x1)

1613B-LOD-011 H7-19-CCV-LOD-0017



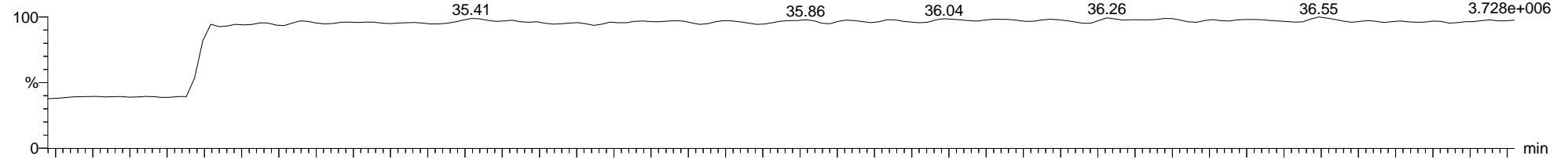
7-190724A05 Smooth(SG,1x1)

1613B-LOD-011 H7-19-CCV-LOD-0017



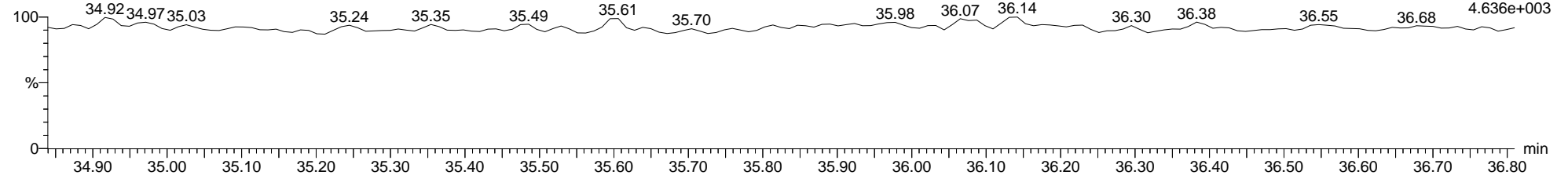
7-190724A05 Smooth(SG,1x1)

1613B-LOD-011 H7-19-CCV-LOD-0017



7-190724A05 Smooth(SG,1x1)

1613B-LOD-011 H7-19-CCV-LOD-0017



Quantify Sample Report MassLynx MassLynx V4.1 SCN 901

Dataset: C:\MassLynx\Dioxin.PRO\Result Files\7-190724A-ICAL_M23_QC.qld

Last Altered: Thursday, July 25, 2019 09:33:09 Eastern Daylight Time

Printed: Friday, August 30, 2019 14:30:49 Eastern Daylight Time

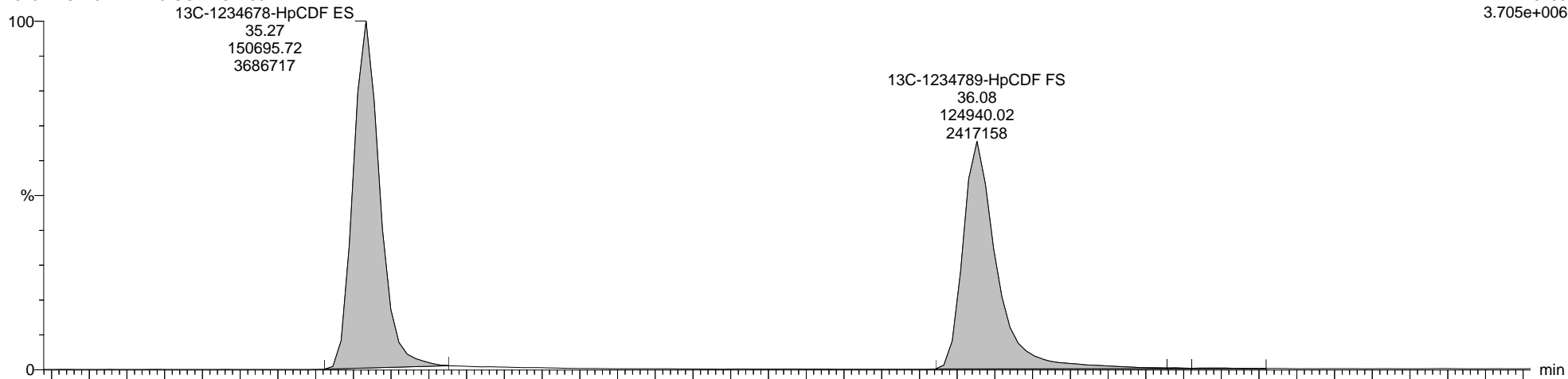
Name: 7-190724A05, Date: 24-Jul-2019, Time: 18:44:14, ID: H7-19-CCV-LOD-0017, Description: 1613B-LOD-011, Vial: Tray1:6

13C-1234678-HpCDF ES

7-190724A05 Smooth(SG,1x1)

1613B-LOD-011 H7-19-CCV-LOD-0017

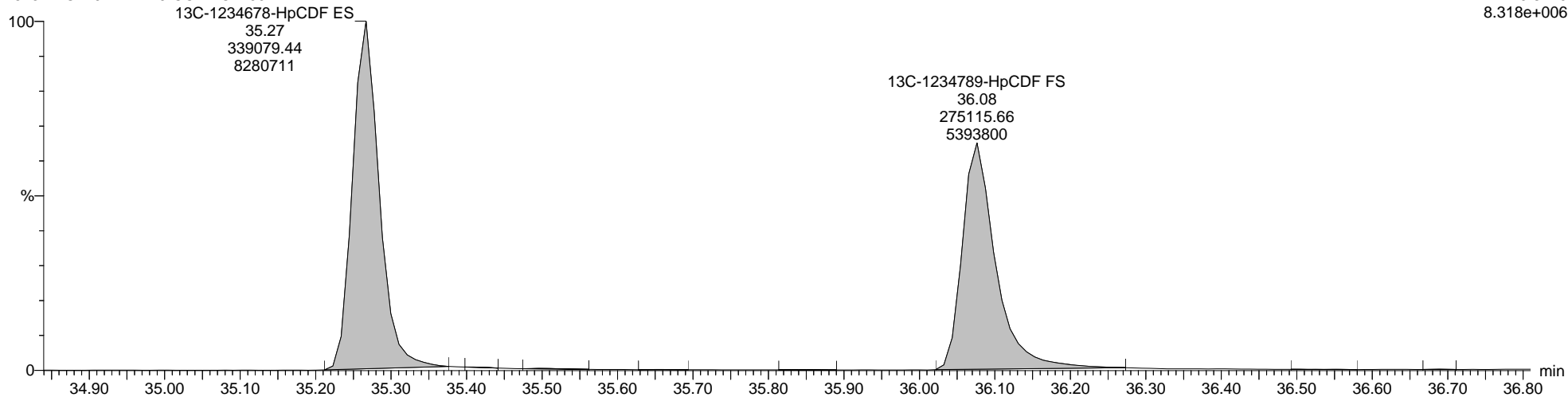
F4:Voltage SIR,EI+
417.8253
3.705e+006



7-190724A05 Smooth(SG,1x1)

1613B-LOD-011 H7-19-CCV-LOD-0017

F4:Voltage SIR,EI+
419.8220
8.318e+006



Quantify Sample Report MassLynx MassLynx V4.1 SCN 901

Dataset: C:\MassLynx\Dioxin.PRO\Result Files\7-190724A-ICAL_M23_QC.qld

Last Altered: Thursday, July 25, 2019 09:33:09 Eastern Daylight Time

Printed: Friday, August 30, 2019 14:30:49 Eastern Daylight Time

Name: 7-190724A05, Date: 24-Jul-2019, Time: 18:44:14, ID: H7-19-CCV-LOD-0017, Description: 1613B-LOD-011, Vial: Tray1:6

Totals-OCDF

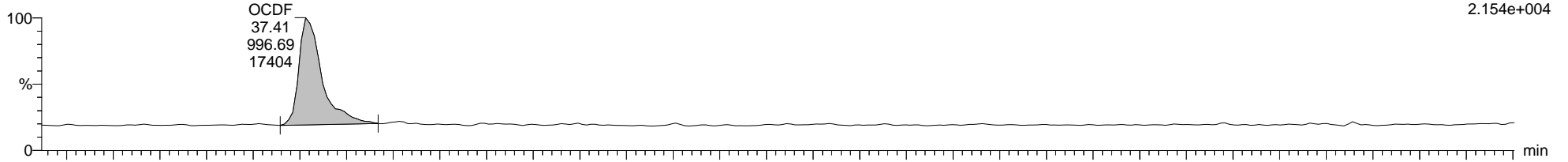
7-190724A05 Smooth(SG,1x1)

1613B-LOD-011 H7-19-CCV-LOD-0017

F5:Voltage SIR,EI+

441.7428

2.154e+004



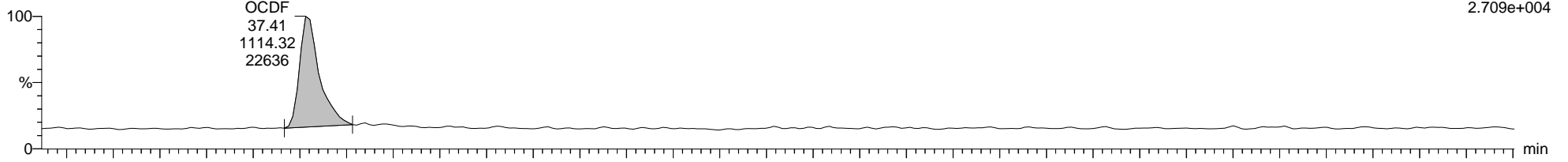
7-190724A05 Smooth(SG,1x1)

1613B-LOD-011 H7-19-CCV-LOD-0017

F5:Voltage SIR,EI+

443.7398

2.709e+004



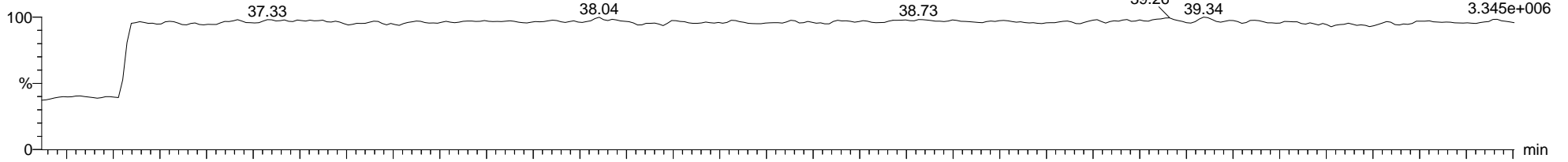
7-190724A05 Smooth(SG,1x1)

1613B-LOD-011 H7-19-CCV-LOD-0017

F5:Voltage SIR,EI+

454.9728

3.345e+006



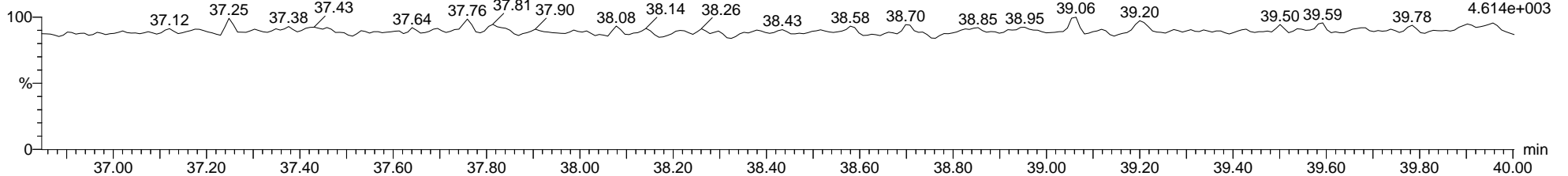
7-190724A05 Smooth(SG,1x1)

1613B-LOD-011 H7-19-CCV-LOD-0017

F5:Voltage SIR,EI+

513.6775

4.614e+003



Dataset: C:\MassLynx\Dioxin.PRO\Result Files\7-190724A-ICAL_M23_QC.qld

Last Altered: Thursday, July 25, 2019 09:33:09 Eastern Daylight Time


Printed: Friday, August 30, 2019 14:30:49 Eastern Daylight Time

Name: 7-190724A08, Date: 24-Jul-2019, Time: 20:50:29, ID: H7-19-CCV-RS1-0017, Description: 1613B-RS1-011, Vial: Tray1:9

2378-TCDD

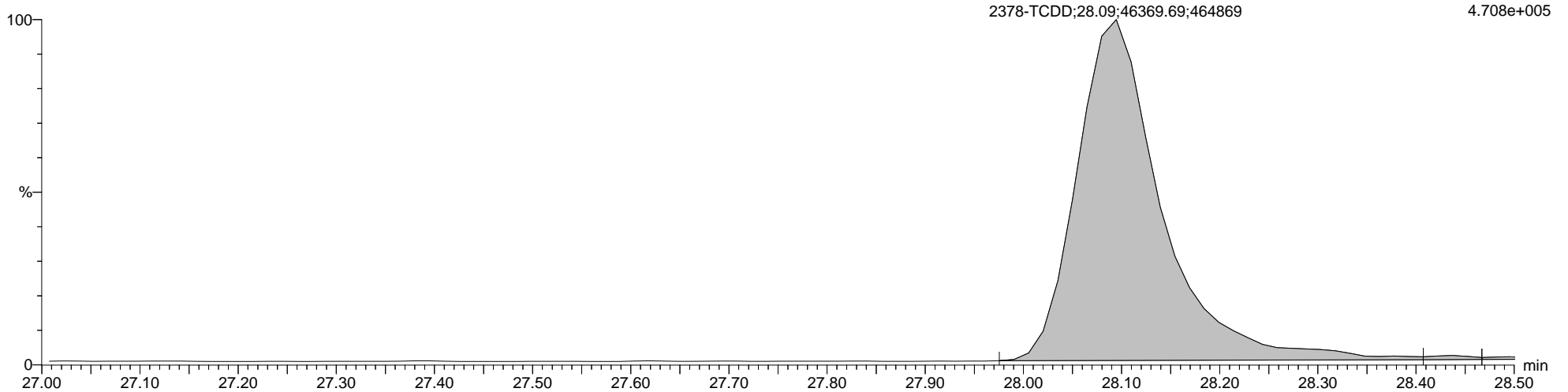
7-190724A08 Smooth(SG,1x1)
1613B-RS1-011 H7-19-CCV-RS1-0017

F1:Voltage SIR,EI+
319.8965
3.627e+005



7-190724A08 Smooth(SG,1x1)
1613B-RS1-011 H7-19-CCV-RS1-0017

F1:Voltage SIR,EI+
321.8936
4.708e+005



Quantify Sample Report MassLynx MassLynx V4.1 SCN 901

Dataset: C:\MassLynx\Dioxin.PRO\Result Files\7-190724A-ICAL_M23_QC.qld

Last Altered: Thursday, July 25, 2019 09:33:09 Eastern Daylight Time


Printed: Friday, August 30, 2019 14:30:49 Eastern Daylight Time

Name: 7-190724A08, Date: 24-Jul-2019, Time: 20:50:29, ID: H7-19-CCV-RS1-0017, Description: 1613B-RS1-011, Vial: Tray1:9

Total-Tetradoxins


7-190724A08 Smooth(SG,1x1)
1613B-RS1-011 H7-19-CCV-RS1-0017

F1:Voltage SIR,EI+
319.8965
3.627e+005



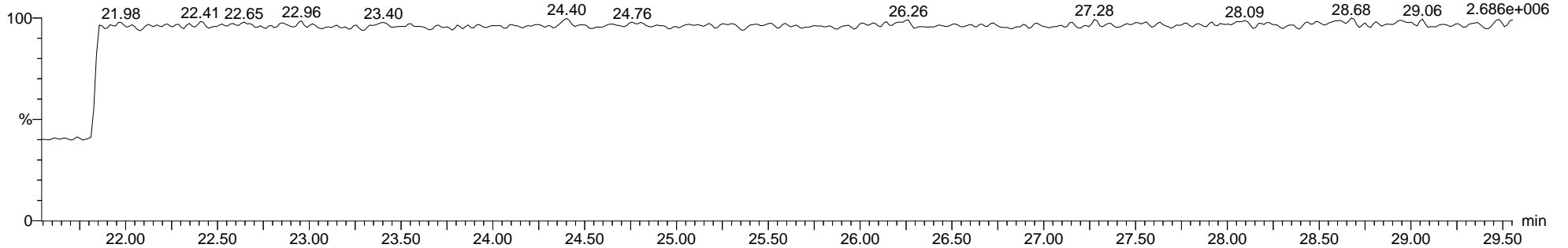
7-190724A08 Smooth(SG,1x1)
1613B-RS1-011 H7-19-CCV-RS1-0017

F1:Voltage SIR,EI+
321.8936
4.708e+005



7-190724A08 Smooth(SG,1x1)
1613B-RS1-011 H7-19-CCV-RS1-0017

F1:Voltage SIR,EI+
316.9824
2.686e+006



Dataset: C:\MassLynx\Dioxin.PRO\Result Files\7-190724A-ICAL_M23_QC.qld

Last Altered: Thursday, July 25, 2019 09:33:09 Eastern Daylight Time


Printed: Friday, August 30, 2019 14:30:49 Eastern Daylight Time

Name: 7-190724A08, Date: 24-Jul-2019, Time: 20:50:29, ID: H7-19-CCV-RS1-0017, Description: 1613B-RS1-011, Vial: Tray1:9

13C-2378-TCDD ES

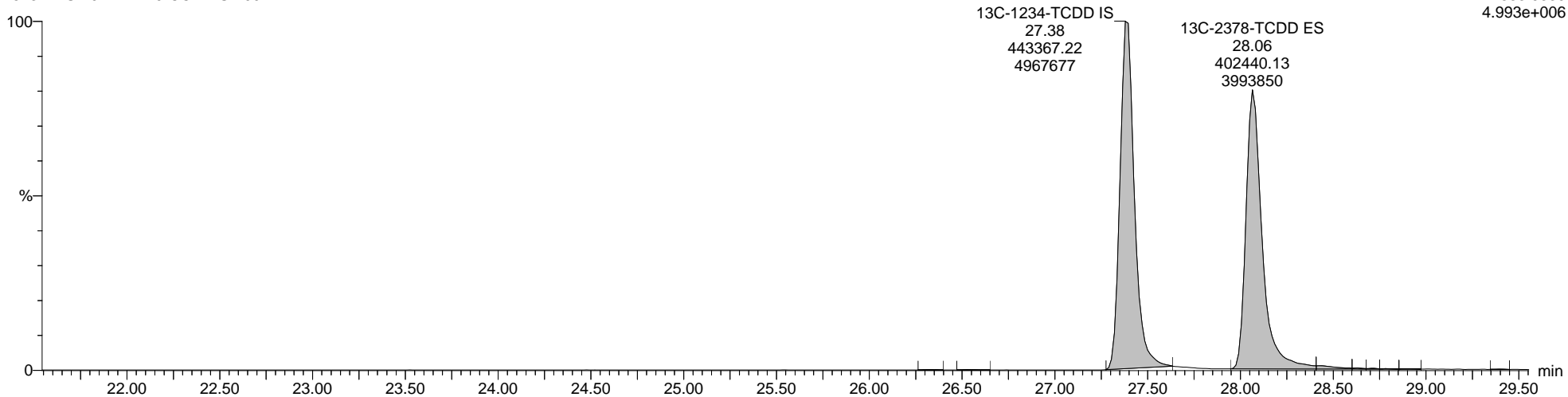
7-190724A08 Smooth(SG,1x1)
1613B-RS1-011 H7-19-CCV-RS1-0017

F1:Voltage SIR,EI+
331.9368
3.947e+006



7-190724A08 Smooth(SG,1x1)
1613B-RS1-011 H7-19-CCV-RS1-0017

F1:Voltage SIR,EI+
333.9339
4.993e+006



Quantify Sample Report MassLynx MassLynx V4.1 SCN 901

Dataset: C:\MassLynx\Dioxin.PRO\Result Files\7-190724A-ICAL_M23_QC.qld

Last Altered: Thursday, July 25, 2019 09:33:09 Eastern Daylight Time


Printed: Friday, August 30, 2019 14:30:49 Eastern Daylight Time

Name: 7-190724A08, Date: 24-Jul-2019, Time: 20:50:29, ID: H7-19-CCV-RS1-0017, Description: 1613B-RS1-011, Vial: Tray1:9

Totals-37Cl-2378-TCDD

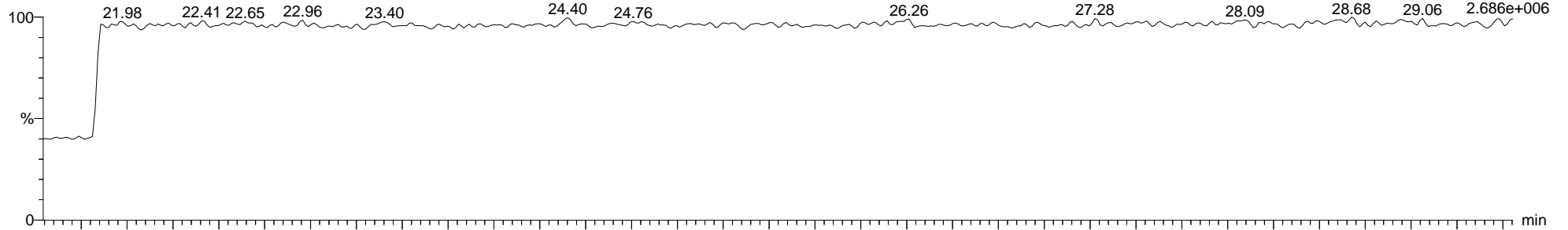
7-190724A08 Smooth(SG,1x1)
1613B-RS1-011 H7-19-CCV-RS1-0017

F1:Voltage SIR,EI+
327.8847
8.231e+005



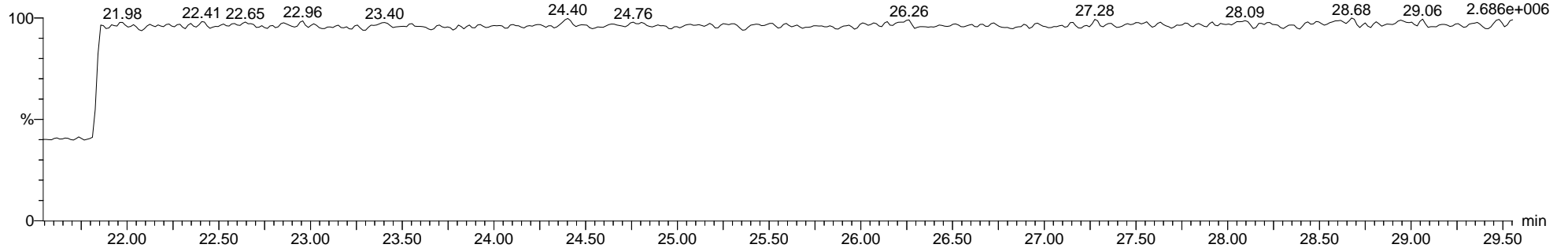
7-190724A08 Smooth(SG,1x1)
1613B-RS1-011 H7-19-CCV-RS1-0017

F1:Voltage SIR,EI+
316.9824
2.686e+006



7-190724A08 Smooth(SG,1x1)
1613B-RS1-011 H7-19-CCV-RS1-0017

F1:Voltage SIR,EI+
316.9824
2.686e+006



Quantify Sample Report MassLynx MassLynx V4.1 SCN 901

Dataset: C:\MassLynx\Dioxin.PRO\Result Files\7-190724A-ICAL_M23_QC.qld

Last Altered: Thursday, July 25, 2019 09:33:09 Eastern Daylight Time


Printed: Friday, August 30, 2019 14:30:49 Eastern Daylight Time

Name: 7-190724A08, Date: 24-Jul-2019, Time: 20:50:29, ID: H7-19-CCV-RS1-0017, Description: 1613B-RS1-011, Vial: Tray1:9

Total-Pentadioxins


7-190724A08 Smooth(SG,1x1)
1613B-RS1-011 H7-19-CCV-RS1-0017

F2:Voltage SIR,EI+
355.8546
3.722e+006



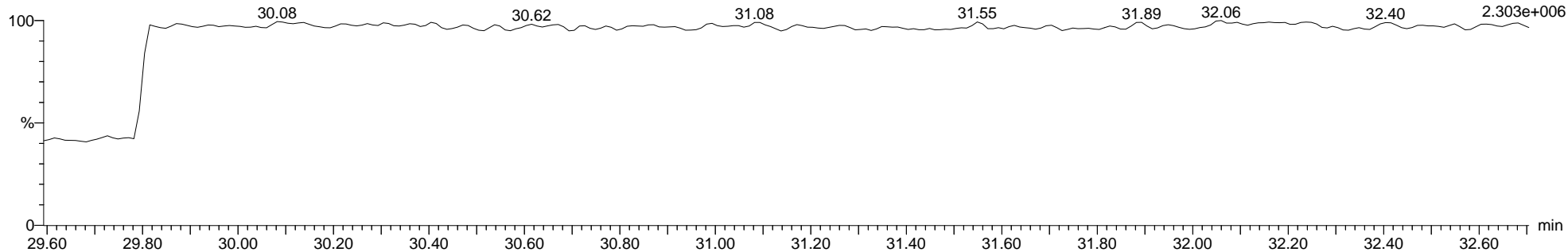
7-190724A08 Smooth(SG,1x1)
1613B-RS1-011 H7-19-CCV-RS1-0017

F2:Voltage SIR,EI+
353.8576
2.277e+006



7-190724A08 Smooth(SG,1x1)
1613B-RS1-011 H7-19-CCV-RS1-0017

F2:Voltage SIR,EI+
366.9792
2.303e+006



Dataset: C:\MassLynx\Dioxin.PRO\Result Files\7-190724A-ICAL_M23_QC.qld

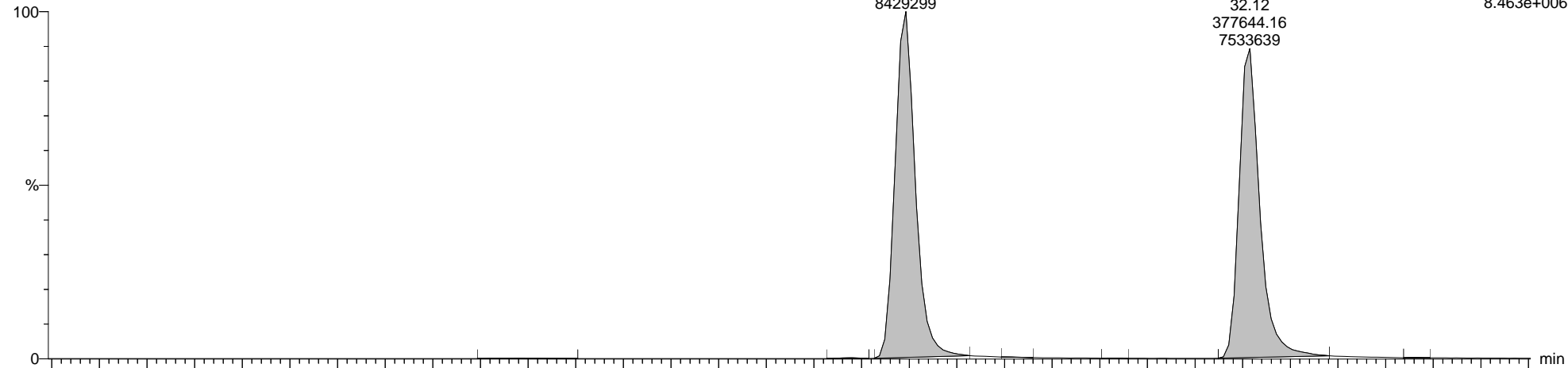
Last Altered: Thursday, July 25, 2019 09:33:09 Eastern Daylight Time

Printed: Friday, August 30, 2019 14:30:49 Eastern Daylight Time

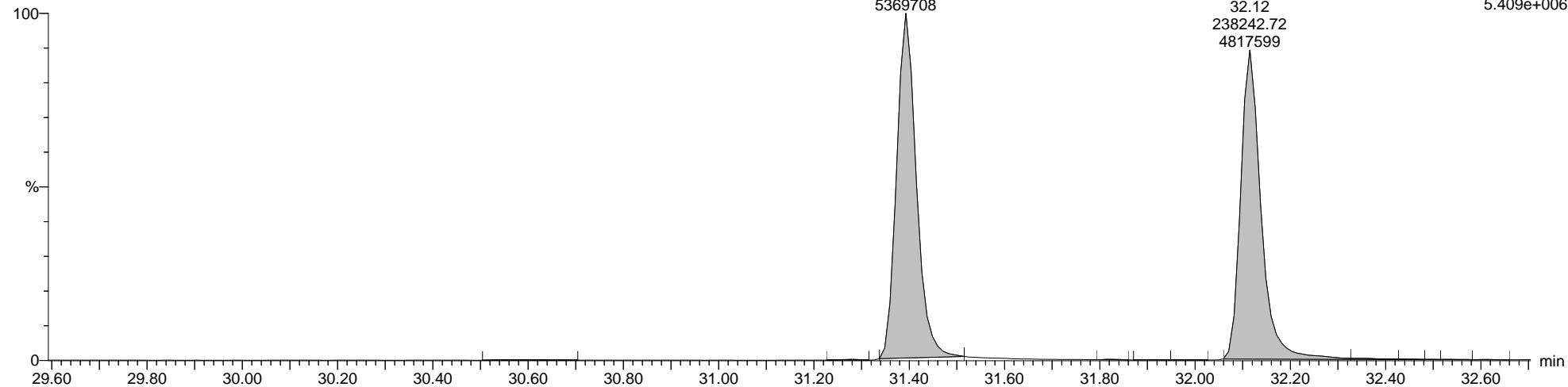
Name: 7-190724A08, Date: 24-Jul-2019, Time: 20:50:29, ID: H7-19-CCV-RS1-0017, Description: 1613B-RS1-011, Vial: Tray1:9

13C-12378-PeCDD ES

7-190724A08 Smooth(SG,1x1)
1613B-RS1-011 H7-19-CCV-RS1-0017



7-190724A08 Smooth(SG,1x1)
1613B-RS1-011 H7-19-CCV-RS1-0017



Quantify Sample Report MassLynx MassLynx V4.1 SCN 901

Dataset: C:\MassLynx\Dioxin.PRO\Result Files\7-190724A-ICAL_M23_QC.qld

Last Altered: Thursday, July 25, 2019 09:33:09 Eastern Daylight Time


Printed: Friday, August 30, 2019 14:30:49 Eastern Daylight Time

Name: 7-190724A08, Date: 24-Jul-2019, Time: 20:50:29, ID: H7-19-CCV-RS1-0017, Description: 1613B-RS1-011, Vial: Tray1:9

Total-Hexadioxins


7-190724A08 Smooth(SG,1x1)
1613B-RS1-011 H7-19-CCV-RS1-0017

F3:Voltage SIR,EI+
389.8157
4.549e+006



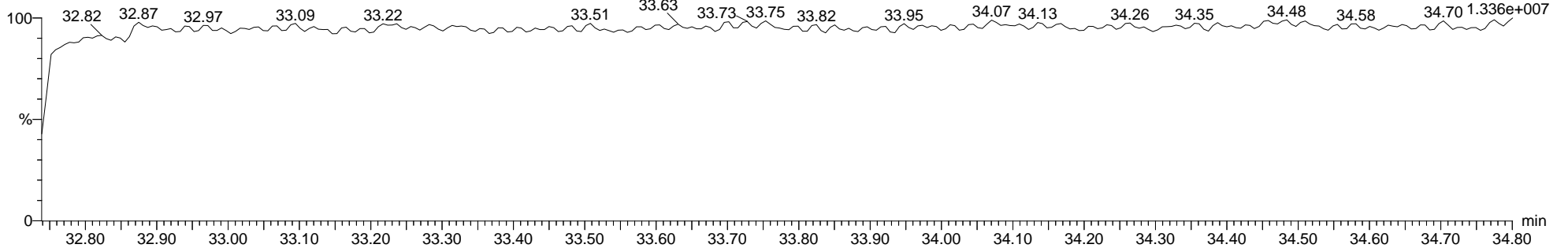
7-190724A08 Smooth(SG,1x1)
1613B-RS1-011 H7-19-CCV-RS1-0017

F3:Voltage SIR,EI+
391.8127
3.618e+006



7-190724A08 Smooth(SG,1x1)
1613B-RS1-011 H7-19-CCV-RS1-0017

F3:Voltage SIR,EI+
380.9760
1.336e+007



Quantify Sample Report

MassLynx MassLynx V4.1 SCN 901

Dataset: C:\MassLynx\Dioxin.PRO\Result Files\7-190724A-ICAL_M23_QC.qld

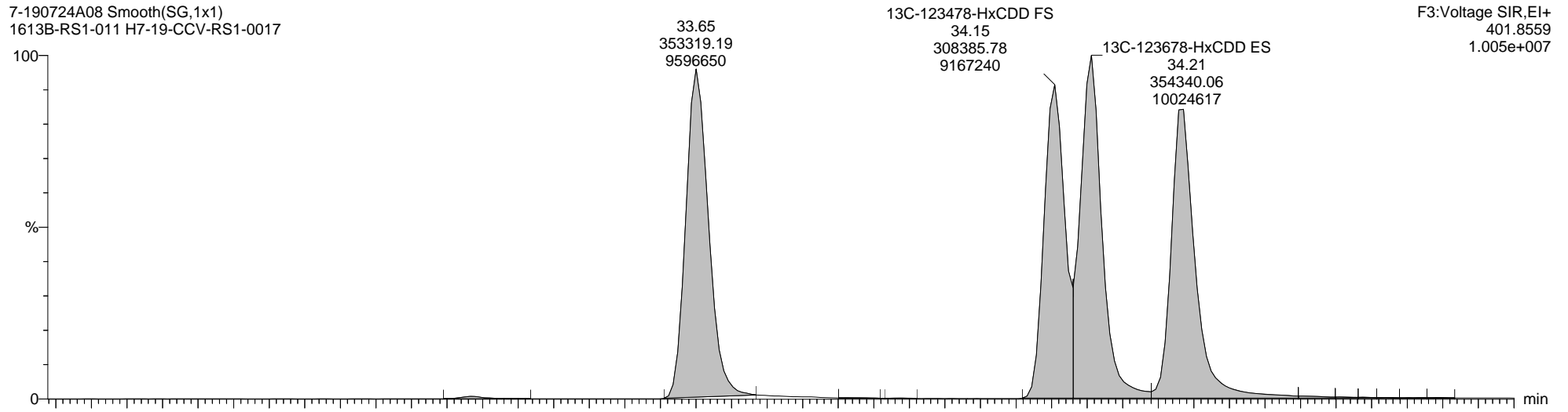
Last Altered: Thursday, July 25, 2019 09:33:09 Eastern Daylight Time

Printed: Friday, August 30, 2019 14:30:49 Eastern Daylight Time

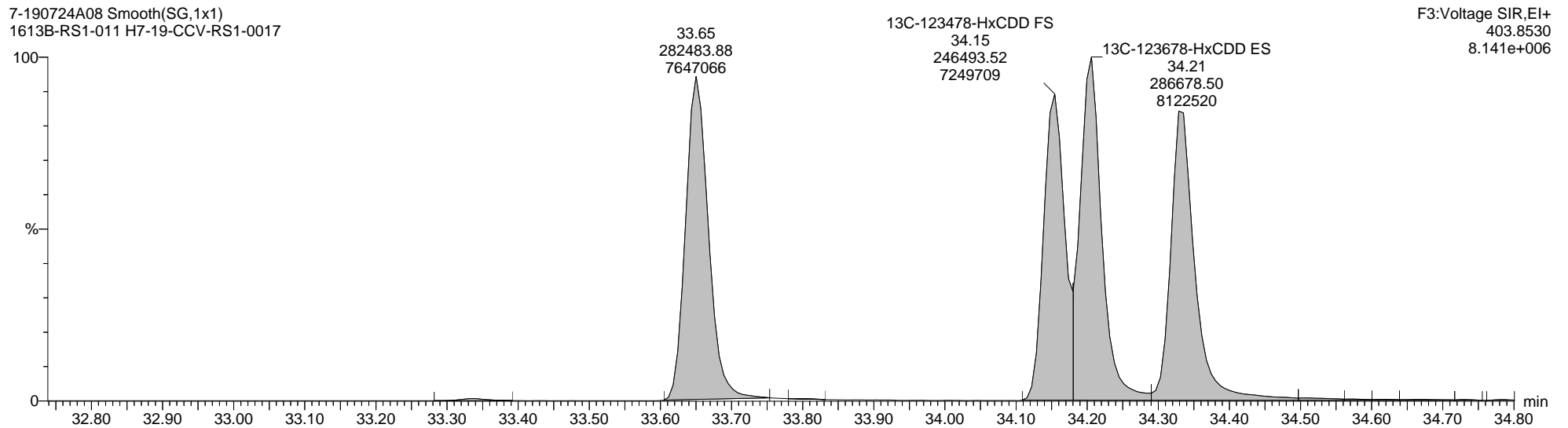
Name: 7-190724A08, Date: 24-Jul-2019, Time: 20:50:29, ID: H7-19-CCV-RS1-0017, Description: 1613B-RS1-011, Vial: Tray1:9

13C-123678-HxCDD ES

7-190724A08 Smooth(SG,1x1)
1613B-RS1-011 H7-19-CCV-RS1-0017



7-190724A08 Smooth(SG,1x1)
1613B-RS1-011 H7-19-CCV-RS1-0017



Quantify Sample Report MassLynx MassLynx V4.1 SCN 901

Dataset: C:\MassLynx\Dioxin.PRO\Result Files\7-190724A-ICAL_M23_QC.qld

Last Altered: Thursday, July 25, 2019 09:33:09 Eastern Daylight Time

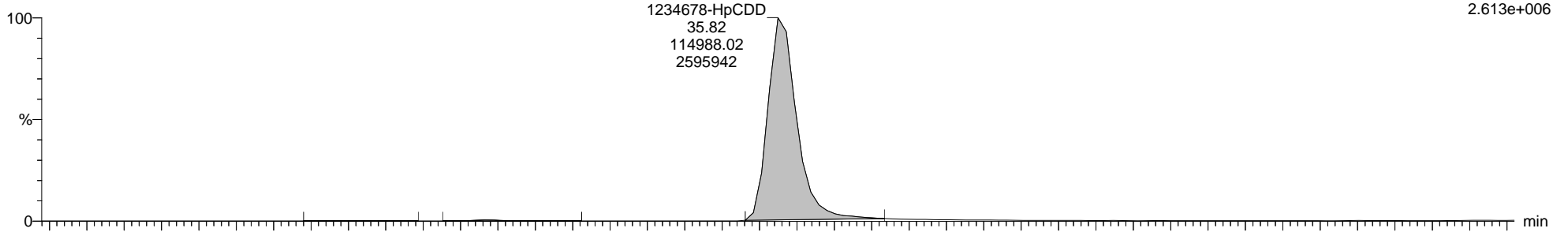
Printed: Friday, August 30, 2019 14:30:49 Eastern Daylight Time

Name: 7-190724A08, Date: 24-Jul-2019, Time: 20:50:29, ID: H7-19-CCV-RS1-0017, Description: 1613B-RS1-011, Vial: Tray1:9

Total-Heptadioxins

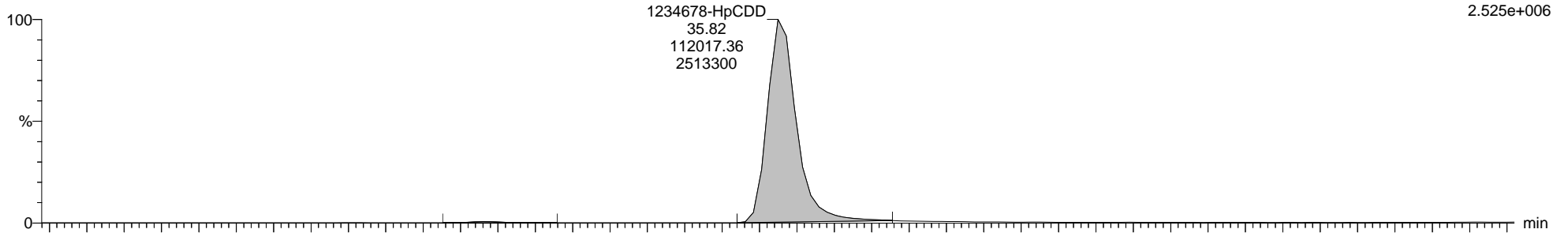
7-190724A08 Smooth(SG,1x1)
1613B-RS1-011 H7-19-CCV-RS1-0017

F4:Voltage SIR,EI+
423.7766
2.613e+006



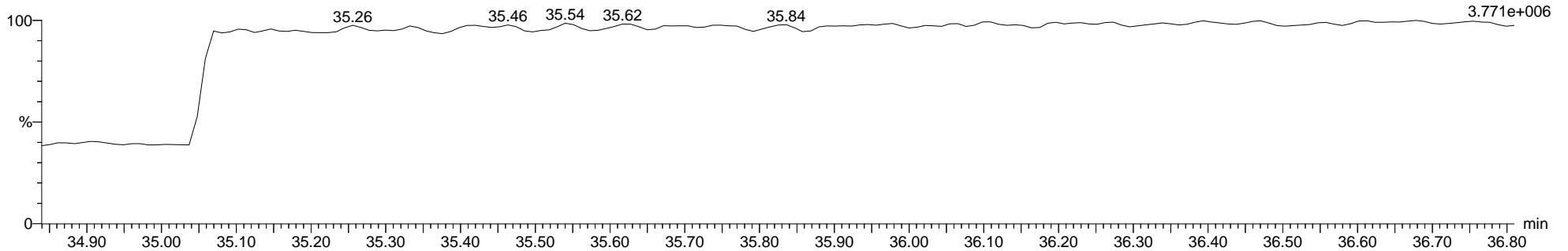
7-190724A08 Smooth(SG,1x1)
1613B-RS1-011 H7-19-CCV-RS1-0017

F4:Voltage SIR,EI+
425.7737
2.525e+006



7-190724A08 Smooth(SG,1x1)
1613B-RS1-011 H7-19-CCV-RS1-0017

F4:Voltage SIR,EI+
454.9728
3.771e+006



Quantify Sample Report MassLynx MassLynx V4.1 SCN 901

Dataset: C:\MassLynx\Dioxin.PRO\Result Files\7-190724A-ICAL_M23_QC.qld

Last Altered: Thursday, July 25, 2019 09:33:09 Eastern Daylight Time

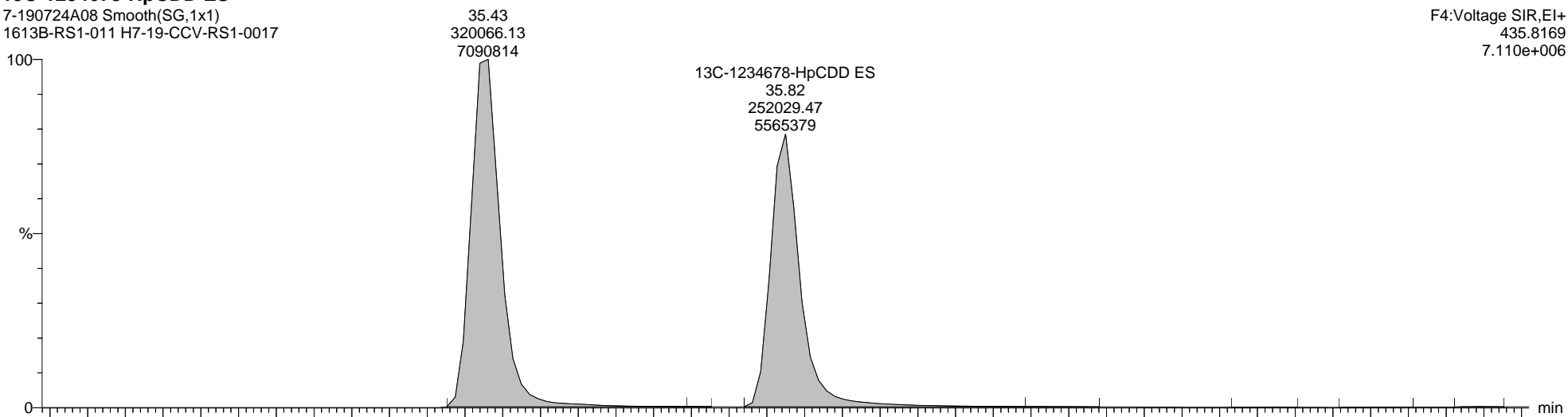
Printed: Friday, August 30, 2019 14:30:49 Eastern Daylight Time

Name: 7-190724A08, Date: 24-Jul-2019, Time: 20:50:29, ID: H7-19-CCV-RS1-0017, Description: 1613B-RS1-011, Vial: Tray1:9

13C-1234678-HpCDD ES

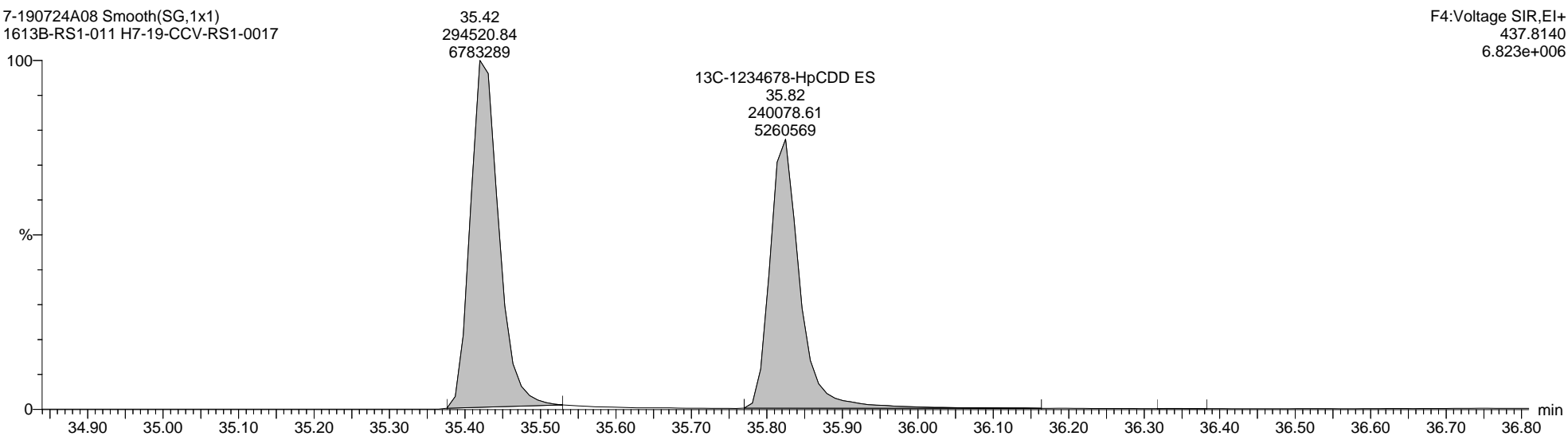
7-190724A08 Smooth(SG,1x1)
1613B-RS1-011 H7-19-CCV-RS1-0017

F4:Voltage SIR,EI+
435.8169
7.110e+006



7-190724A08 Smooth(SG,1x1)
1613B-RS1-011 H7-19-CCV-RS1-0017

F4:Voltage SIR,EI+
437.8140
6.823e+006



Quantify Sample Report MassLynx MassLynx V4.1 SCN 901

Dataset: C:\MassLynx\Dioxin.PRO\Result Files\7-190724A-ICAL_M23_QC.qld

Last Altered: Thursday, July 25, 2019 09:33:09 Eastern Daylight Time


Printed: Friday, August 30, 2019 14:30:49 Eastern Daylight Time

Name: 7-190724A08, Date: 24-Jul-2019, Time: 20:50:29, ID: H7-19-CCV-RS1-0017, Description: 1613B-RS1-011, Vial: Tray1:9

Total-OCDD


7-190724A08 Smooth(SG,1x1)
1613B-RS1-011 H7-19-CCV-RS1-0017

F5:Voltage SIR,EI+
457.7377
3.034e+006



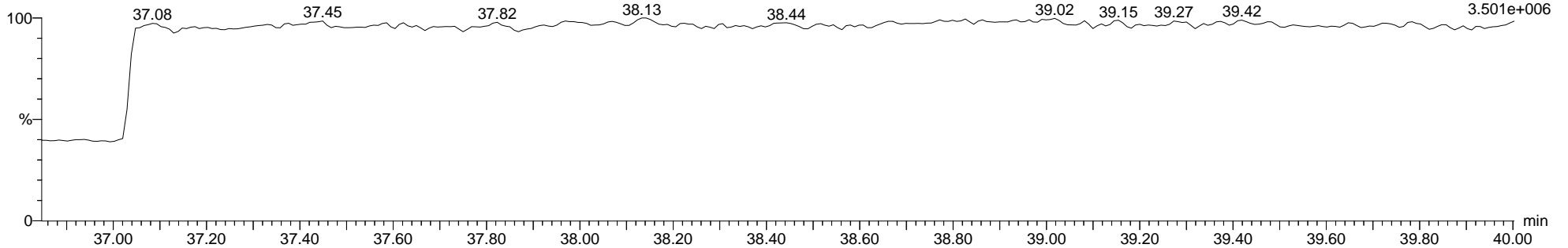
7-190724A08 Smooth(SG,1x1)
1613B-RS1-011 H7-19-CCV-RS1-0017

F5:Voltage SIR,EI+
459.7348
3.463e+006



7-190724A08 Smooth(SG,1x1)
1613B-RS1-011 H7-19-CCV-RS1-0017

F5:Voltage SIR,EI+
454.9728
3.501e+006



Quantify Sample Report **MassLynx MassLynx V4.1 SCN 901**

Dataset: C:\MassLynx\Dioxin.PRO\Result Files\7-190724A-ICAL_M23_QC.qld

Last Altered: Thursday, July 25, 2019 09:33:09 Eastern Daylight Time


Printed: Friday, August 30, 2019 14:30:49 Eastern Daylight Time

Name: 7-190724A08, Date: 24-Jul-2019, Time: 20:50:29, ID: H7-19-CCV-RS1-0017, Description: 1613B-RS1-011, Vial: Tray1:9

13C-OCDD ES

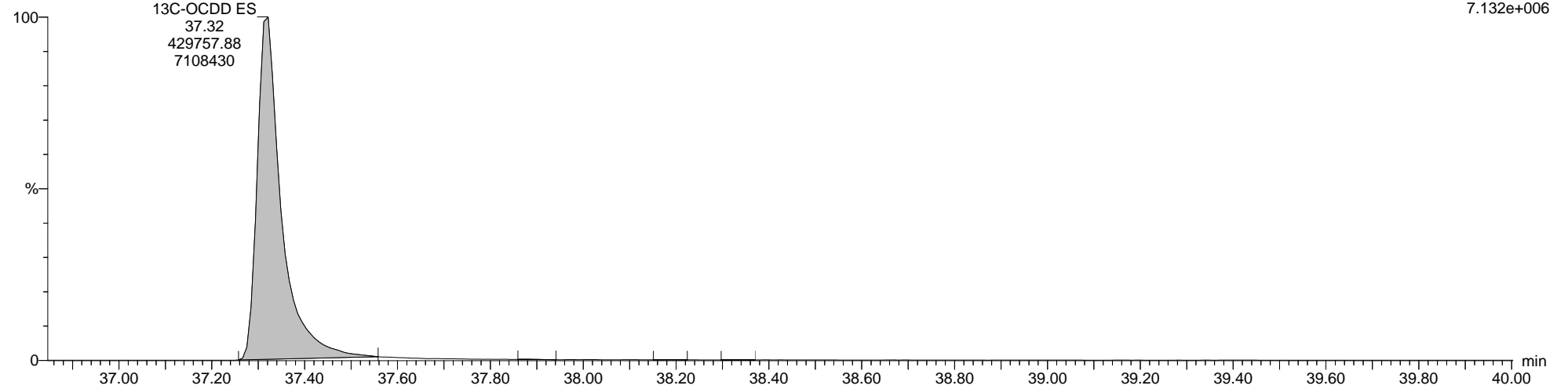
7-190724A08 Smooth(SG,1x1)
1613B-RS1-011 H7-19-CCV-RS1-0017

F5:Voltage SIR,EI+
469.7779
6.430e+006



7-190724A08 Smooth(SG,1x1)
1613B-RS1-011 H7-19-CCV-RS1-0017

F5:Voltage SIR,EI+
471.7750
7.132e+006



Quantify Sample Report MassLynx MassLynx V4.1 SCN 901

Dataset: C:\MassLynx\Dioxin.PRO\Result Files\7-190724A-ICAL_M23_QC.qld

Last Altered: Thursday, July 25, 2019 09:33:09 Eastern Daylight Time

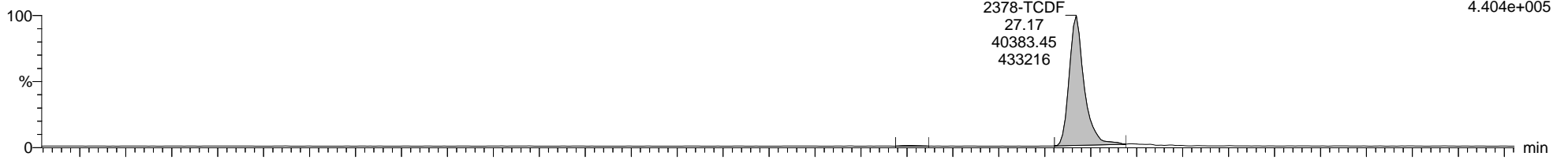
Printed: Friday, August 30, 2019 14:30:49 Eastern Daylight Time

Name: 7-190724A08, Date: 24-Jul-2019, Time: 20:50:29, ID: H7-19-CCV-RS1-0017, Description: 1613B-RS1-011, Vial: Tray1:9

Total-Tetrafurans

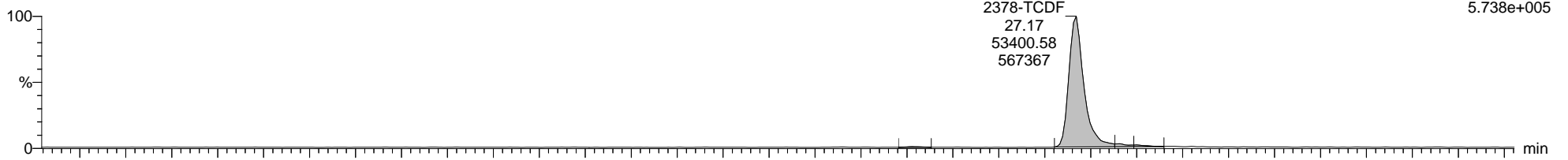
7-190724A08 Smooth(SG,1x1)
1613B-RS1-011 H7-19-CCV-RS1-0017

F1:Voltage SIR,EI+
303.9016
4.404e+005



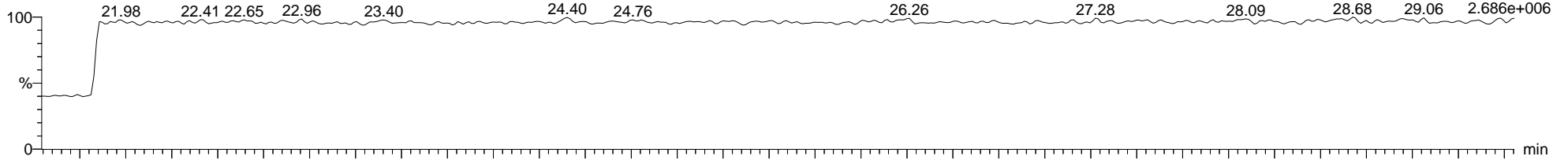
7-190724A08 Smooth(SG,1x1)
1613B-RS1-011 H7-19-CCV-RS1-0017

F1:Voltage SIR,EI+
305.8987
5.738e+005



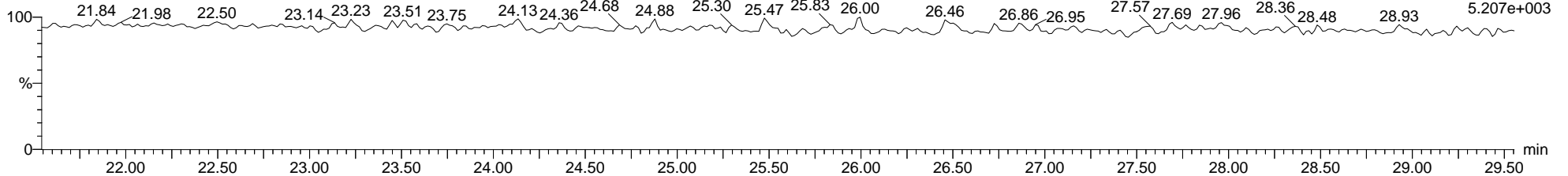
7-190724A08 Smooth(SG,1x1)
1613B-RS1-011 H7-19-CCV-RS1-0017

F1:Voltage SIR,EI+
316.9824
2.686e+006



7-190724A08 Smooth(SG,1x1)
1613B-RS1-011 H7-19-CCV-RS1-0017

F1:Voltage SIR,EI+
375.8364
5.207e+003



Dataset: C:\MassLynx\Dioxin.PRO\Result Files\7-190724A-ICAL_M23_QC.qld

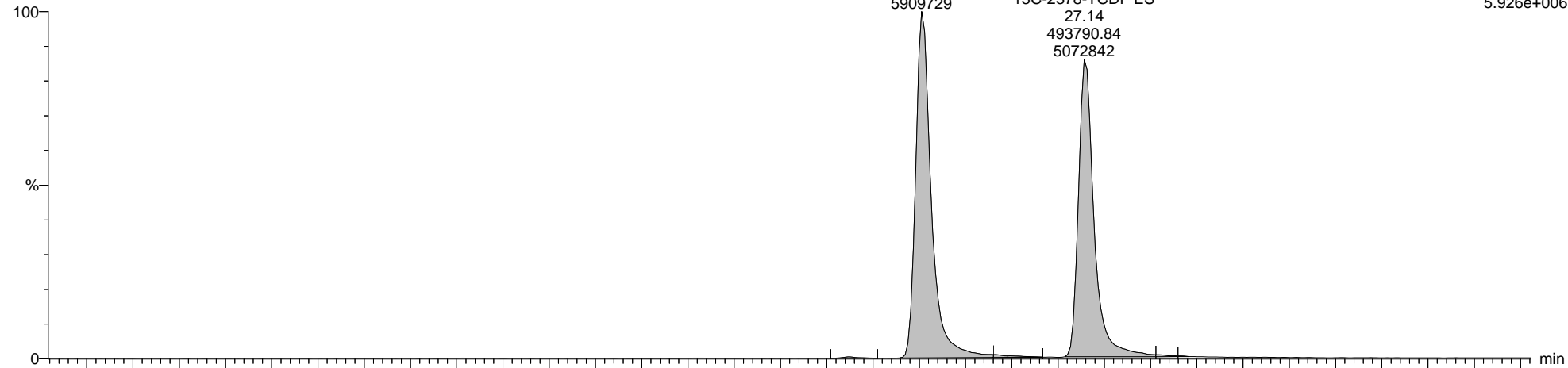
Last Altered: Thursday, July 25, 2019 09:33:09 Eastern Daylight Time

Printed: Friday, August 30, 2019 14:30:49 Eastern Daylight Time

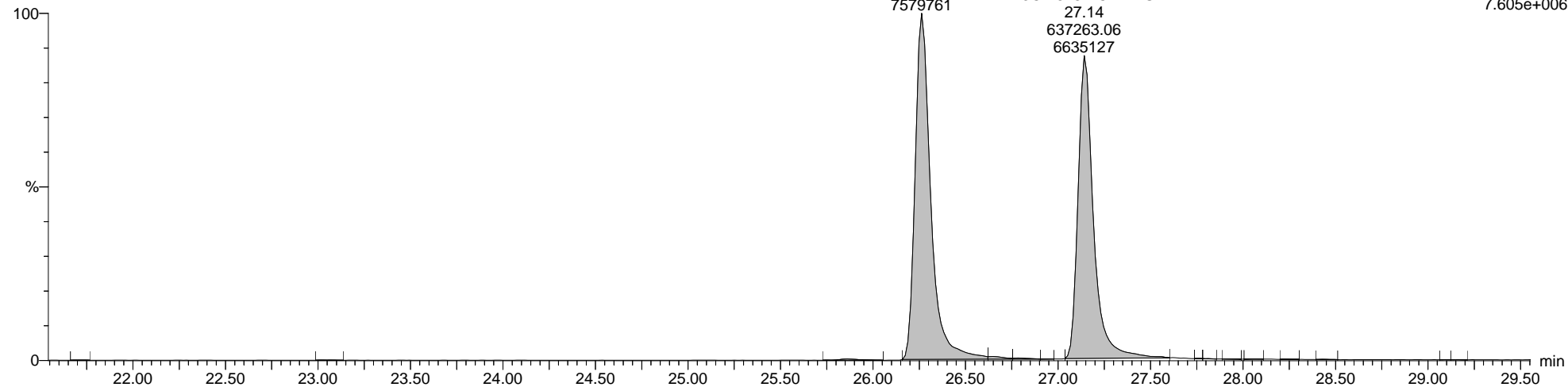
Name: 7-190724A08, Date: 24-Jul-2019, Time: 20:50:29, ID: H7-19-CCV-RS1-0017, Description: 1613B-RS1-011, Vial: Tray1:9

13C-2378-TCDF ES

7-190724A08 Smooth(SG,1x1)
1613B-RS1-011 H7-19-CCV-RS1-0017



7-190724A08 Smooth(SG,1x1)
1613B-RS1-011 H7-19-CCV-RS1-0017



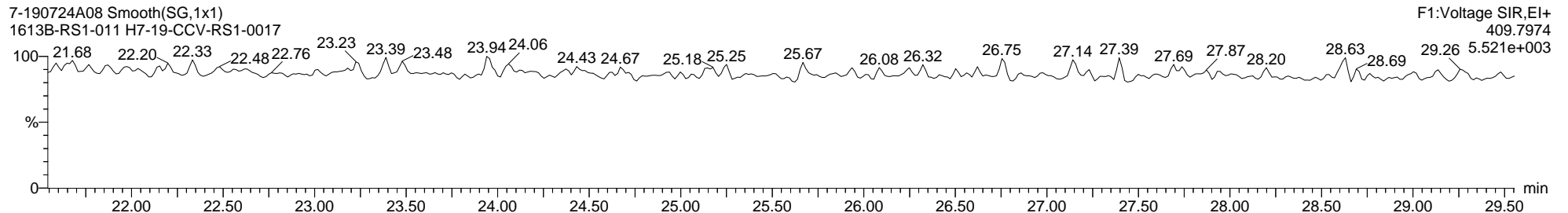
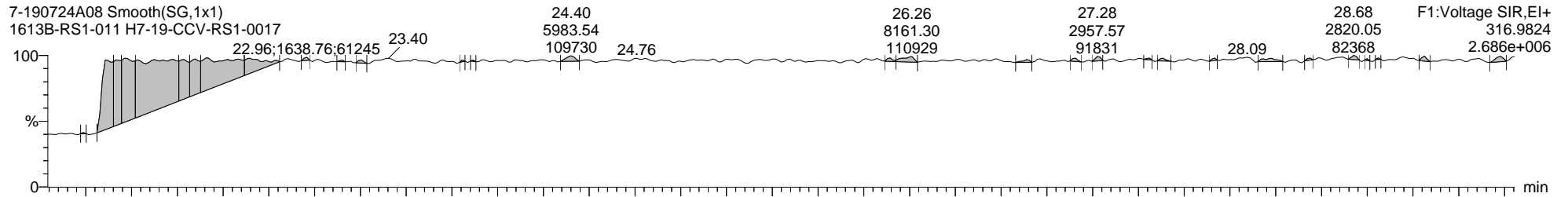
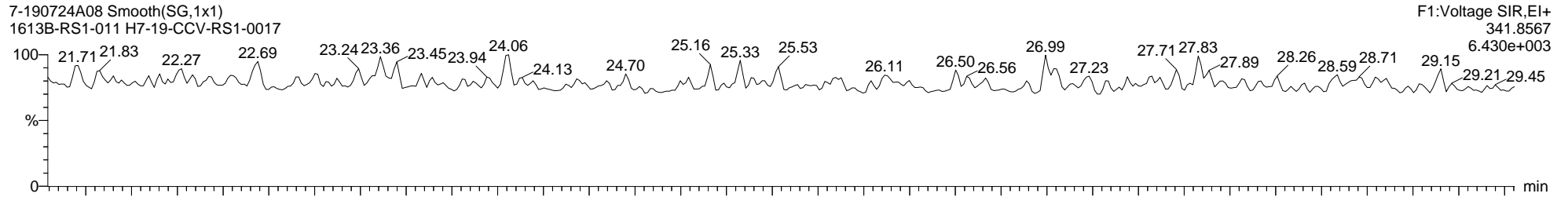
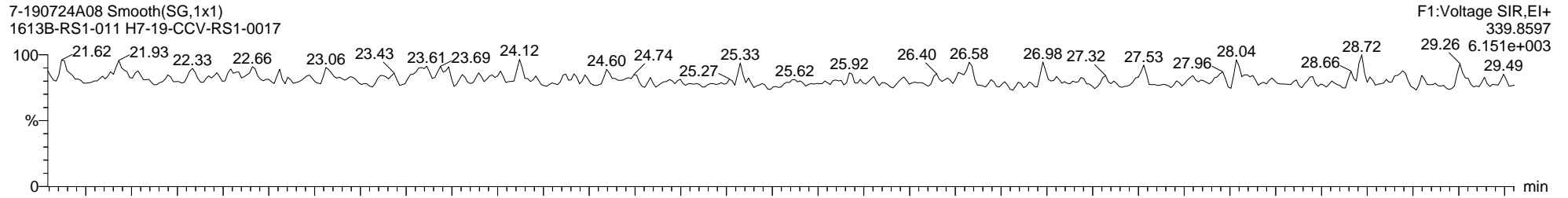
Quantify Sample Report MassLynx MassLynx V4.1 SCN 901

Dataset: C:\MassLynx\Dioxin.PRO\Result Files\7-190724A-ICAL_M23_QC.qld

Last Altered: Thursday, July 25, 2019 09:33:09 Eastern Daylight Time
Printed: Friday, August 30, 2019 14:30:49 Eastern Daylight Time

Name: 7-190724A08, Date: 24-Jul-2019, Time: 20:50:29, ID: H7-19-CCV-RS1-0017, Description: 1613B-RS1-011, Vial: Tray1:9

Total-PeCDF-F1



Quantify Sample Report MassLynx MassLynx V4.1 SCN 901

Dataset: C:\MassLynx\Dioxin.PRO\Result Files\7-190724A-ICAL_M23_QC.qld

Last Altered: Thursday, July 25, 2019 09:33:09 Eastern Daylight Time

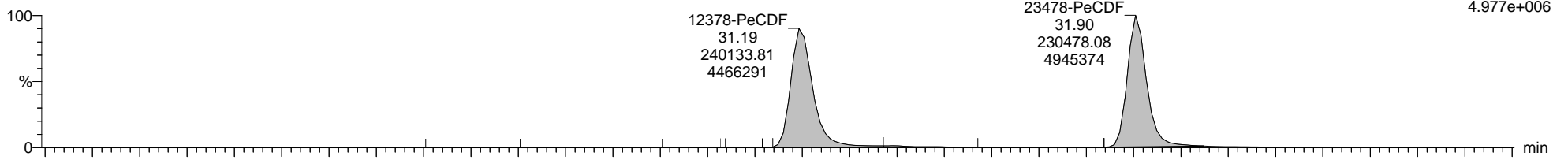
Printed: Friday, August 30, 2019 14:30:49 Eastern Daylight Time

Name: 7-190724A08, Date: 24-Jul-2019, Time: 20:50:29, ID: H7-19-CCV-RS1-0017, Description: 1613B-RS1-011, Vial: Tray1:9

Total-Pentafurans

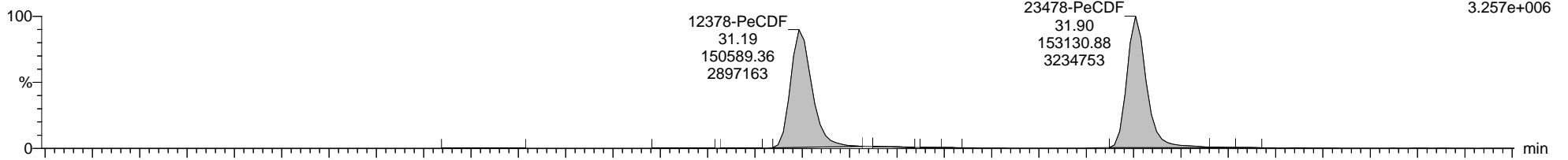
7-190724A08 Smooth(SG,1x1)
1613B-RS1-011 H7-19-CCV-RS1-0017

F2:Voltage SIR,EI+
339.8597
4.977e+006



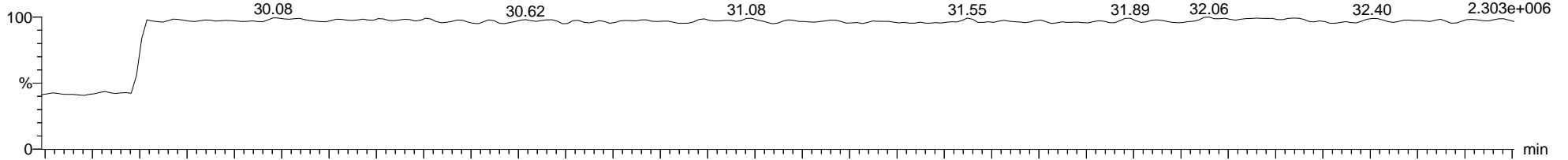
7-190724A08 Smooth(SG,1x1)
1613B-RS1-011 H7-19-CCV-RS1-0017

F2:Voltage SIR,EI+
341.8567
3.257e+006



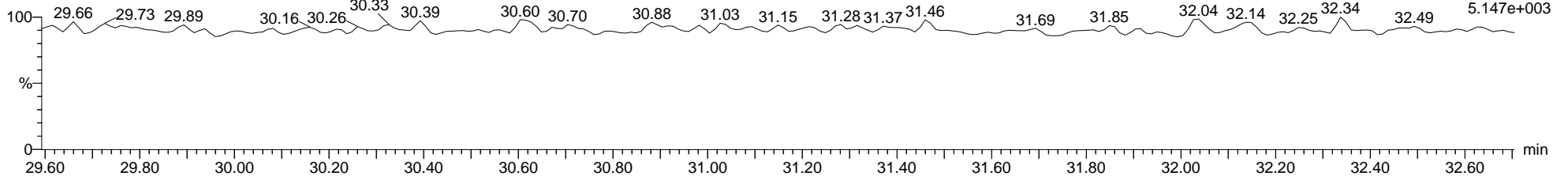
7-190724A08 Smooth(SG,1x1)
1613B-RS1-011 H7-19-CCV-RS1-0017

F2:Voltage SIR,EI+
366.9792
2.303e+006



7-190724A08 Smooth(SG,1x1)
1613B-RS1-011 H7-19-CCV-RS1-0017

F2:Voltage SIR,EI+
409.7974
5.147e+003



Dataset: C:\MassLynx\Dioxin.PRO\Result Files\7-190724A-ICAL_M23_QC.qld

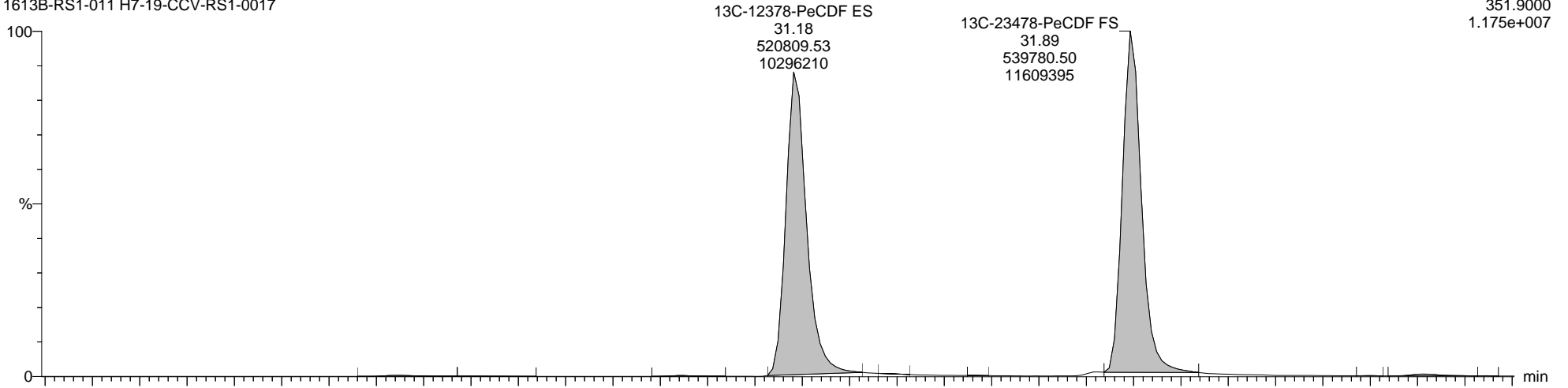
Last Altered: Thursday, July 25, 2019 09:33:09 Eastern Daylight Time

Printed: Friday, August 30, 2019 14:30:49 Eastern Daylight Time

Name: 7-190724A08, Date: 24-Jul-2019, Time: 20:50:29, ID: H7-19-CCV-RS1-0017, Description: 1613B-RS1-011, Vial: Tray1:9

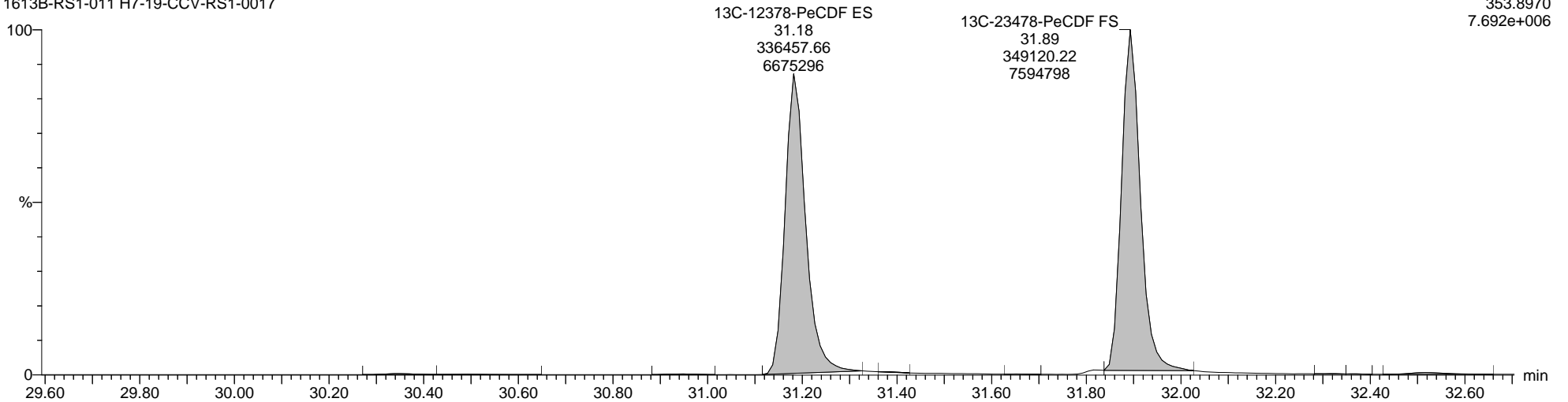
13C-12378-PeCDF ES

7-190724A08 Smooth(SG,1x1)
1613B-RS1-011 H7-19-CCV-RS1-0017



F2:Voltage SIR,EI+
351.9000
1.175e+007

7-190724A08 Smooth(SG,1x1)
1613B-RS1-011 H7-19-CCV-RS1-0017



F2:Voltage SIR,EI+
353.8970
7.692e+006

Quantify Sample Report MassLynx MassLynx V4.1 SCN 901

Dataset: C:\MassLynx\Dioxin.PRO\Result Files\7-190724A-ICAL_M23_QC.qld

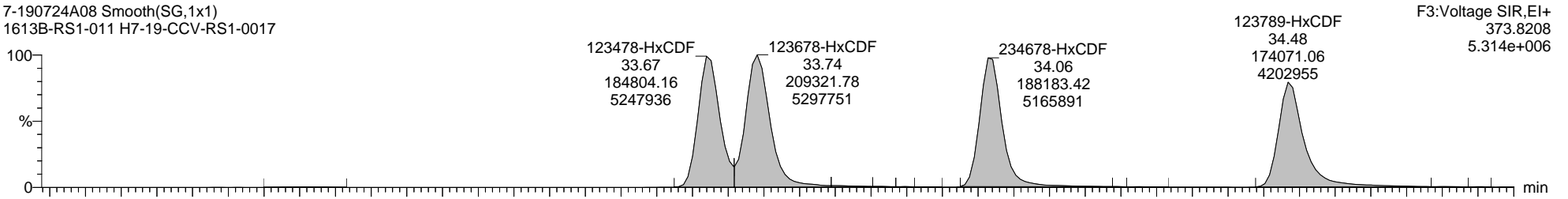
Last Altered: Thursday, July 25, 2019 09:33:09 Eastern Daylight Time

Printed: Friday, August 30, 2019 14:30:49 Eastern Daylight Time

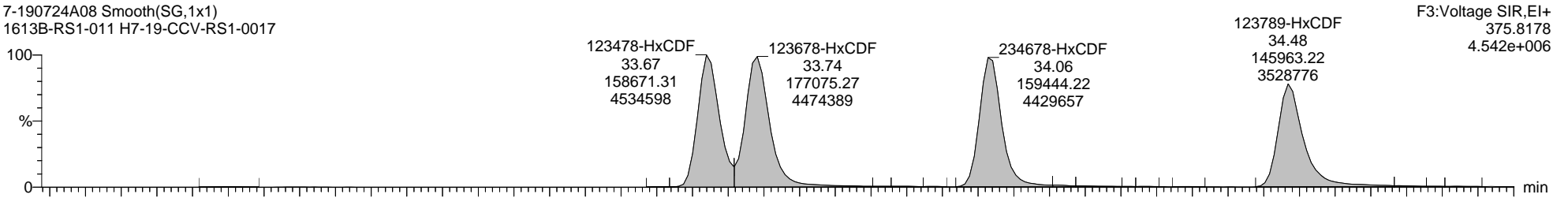
Name: 7-190724A08, Date: 24-Jul-2019, Time: 20:50:29, ID: H7-19-CCV-RS1-0017, Description: 1613B-RS1-011, Vial: Tray1:9

Total-Hexafurans

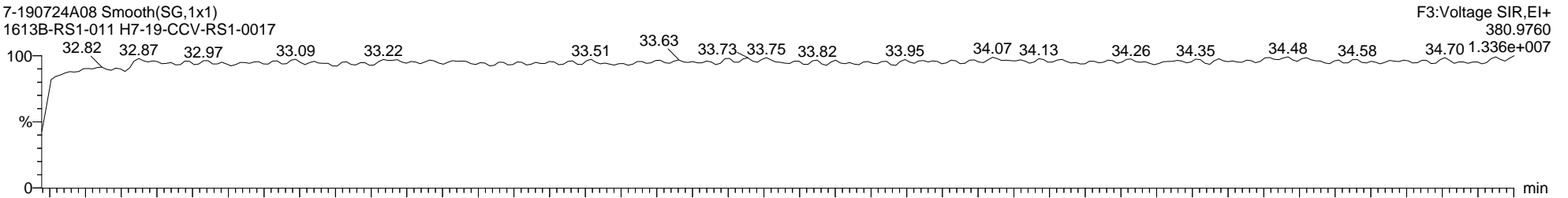
7-190724A08 Smooth(SG,1x1)
1613B-RS1-011 H7-19-CCV-RS1-0017



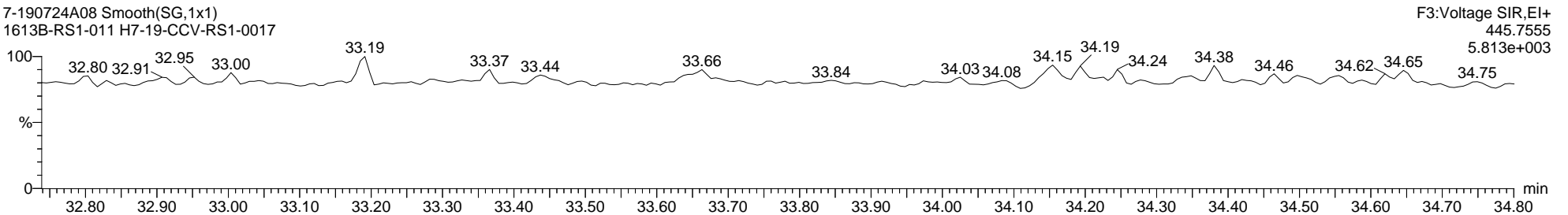
7-190724A08 Smooth(SG,1x1)
1613B-RS1-011 H7-19-CCV-RS1-0017



7-190724A08 Smooth(SG,1x1)
1613B-RS1-011 H7-19-CCV-RS1-0017



7-190724A08 Smooth(SG,1x1)
1613B-RS1-011 H7-19-CCV-RS1-0017



Dataset: C:\MassLynx\Dioxin.PRO\Result Files\7-190724A-ICAL_M23_QC.qld

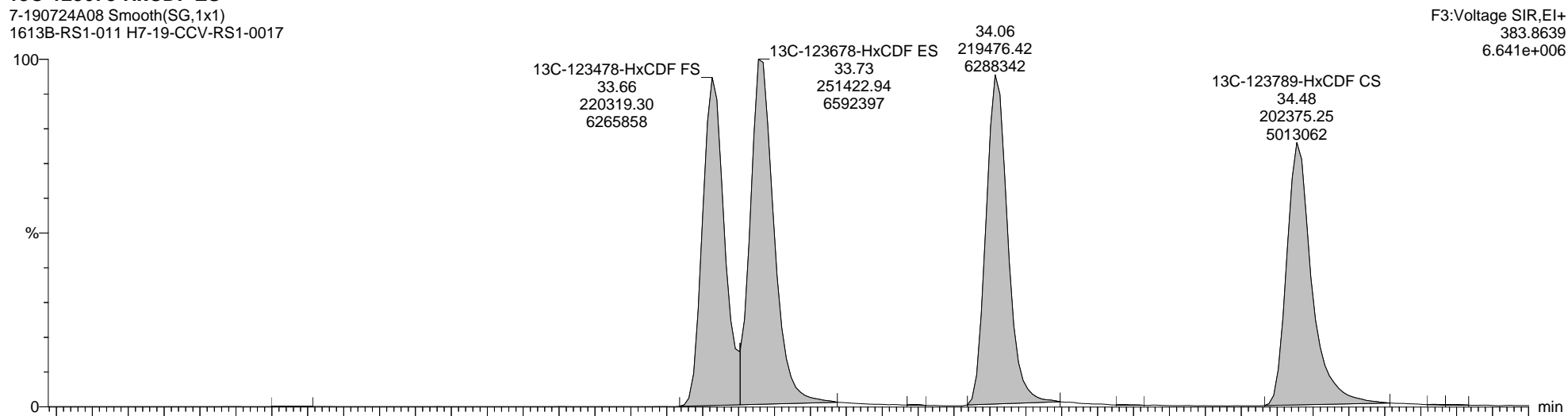
Last Altered: Thursday, July 25, 2019 09:33:09 Eastern Daylight Time

Printed: Friday, August 30, 2019 14:30:49 Eastern Daylight Time

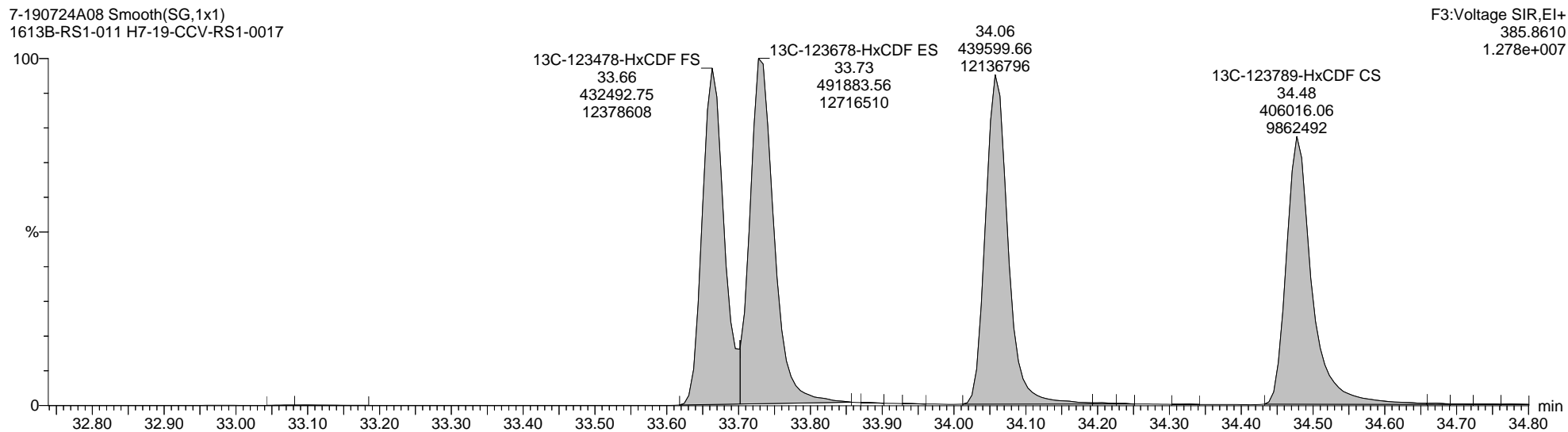
Name: 7-190724A08, Date: 24-Jul-2019, Time: 20:50:29, ID: H7-19-CCV-RS1-0017, Description: 1613B-RS1-011, Vial: Tray1:9

13C-123678-HxCDF ES

7-190724A08 Smooth(SG,1x1)
1613B-RS1-011 H7-19-CCV-RS1-0017



7-190724A08 Smooth(SG,1x1)
1613B-RS1-011 H7-19-CCV-RS1-0017



Quantify Sample Report MassLynx MassLynx V4.1 SCN 901


Dataset: C:\MassLynx\Dioxin.PRO\Result Files\7-190724A-ICAL_M23_QC.qld

Last Altered: Thursday, July 25, 2019 09:33:09 Eastern Daylight Time
Printed: Friday, August 30, 2019 14:30:49 Eastern Daylight Time


Name: 7-190724A08, Date: 24-Jul-2019, Time: 20:50:29, ID: H7-19-CCV-RS1-0017, Description: 1613B-RS1-011, Vial: Tray1:9

Total-Heptafurans

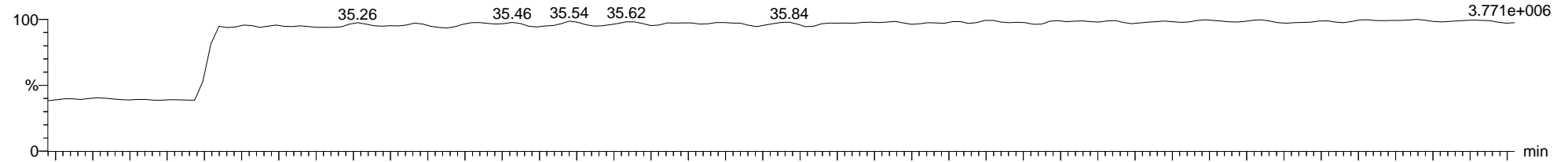
7-190724A08 Smooth(SG,1x1)
1613B-RS1-011 H7-19-CCV-RS1-0017



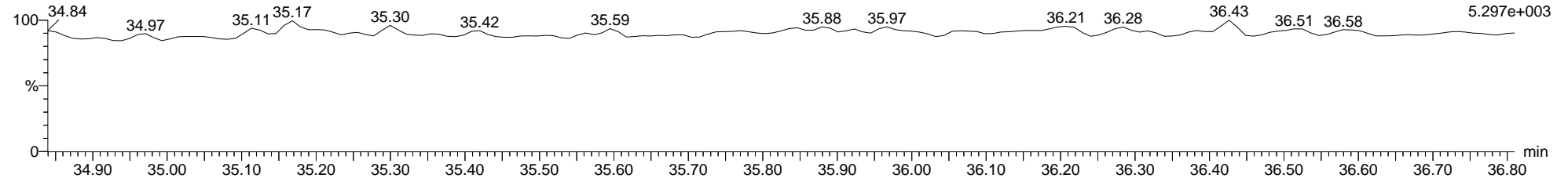
7-190724A08 Smooth(SG,1x1)
1613B-RS1-011 H7-19-CCV-RS1-0017



7-190724A08 Smooth(SG,1x1)
1613B-RS1-011 H7-19-CCV-RS1-0017



7-190724A08 Smooth(SG,1x1)
1613B-RS1-011 H7-19-CCV-RS1-0017



Quantify Sample Report

MassLynx MassLynx V4.1 SCN 901

Dataset: C:\MassLynx\Dioxin.PRO\Result Files\7-190724A-ICAL_M23_QC.qld

Last Altered: Thursday, July 25, 2019 09:33:09 Eastern Daylight Time

Printed: Friday, August 30, 2019 14:30:49 Eastern Daylight Time

Name: 7-190724A08, Date: 24-Jul-2019, Time: 20:50:29, ID: H7-19-CCV-RS1-0017, Description: 1613B-RS1-011, Vial: Tray1:9

13C-1234678-HpCDF ES

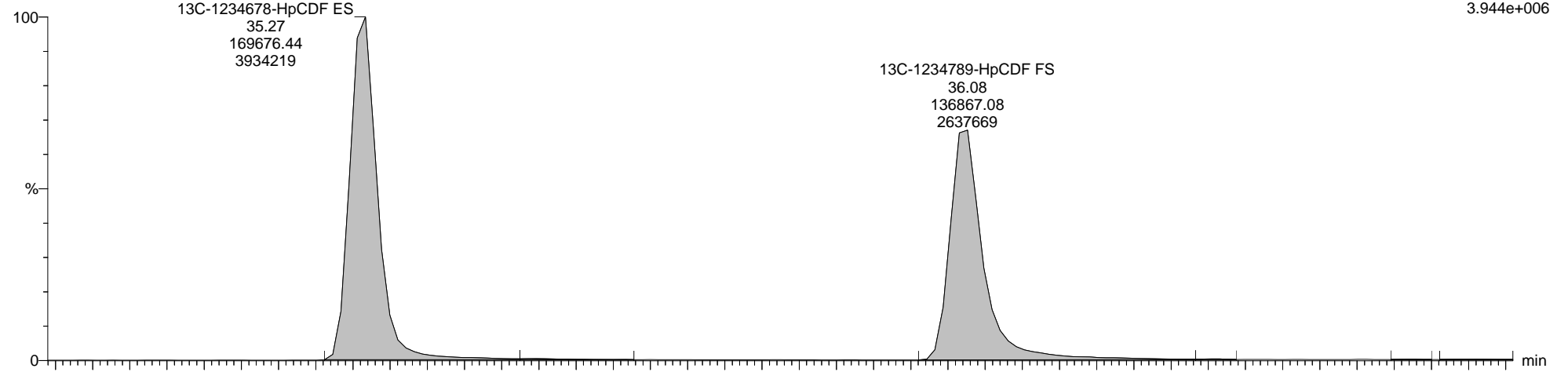
7-190724A08 Smooth(SG,1x1)

1613B-RS1-011 H7-19-CCV-RS1-0017

F4:Voltage SIR,EI+

417.8253

3.944e+006



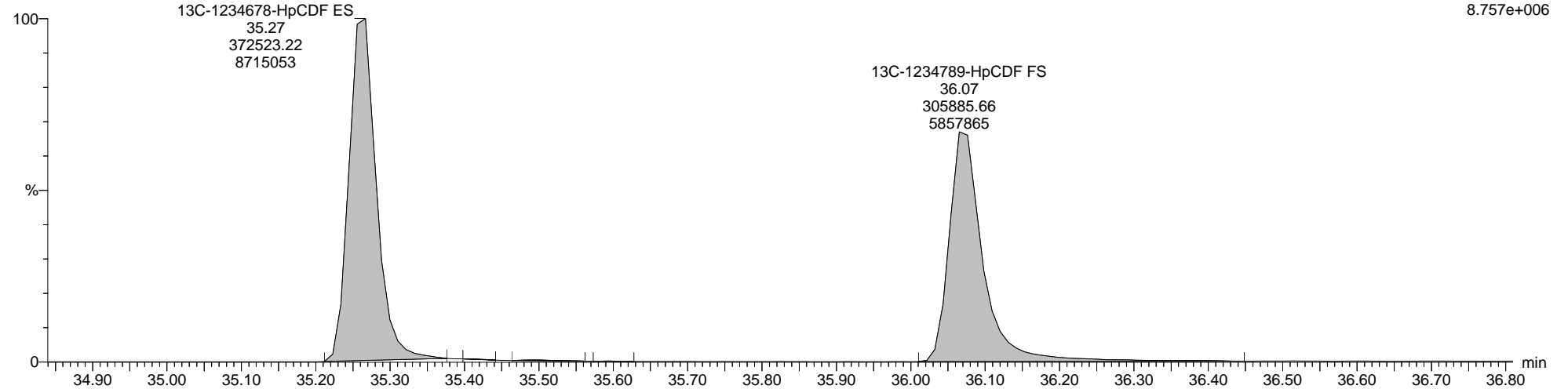
7-190724A08 Smooth(SG,1x1)

1613B-RS1-011 H7-19-CCV-RS1-0017

F4:Voltage SIR,EI+

419.8220

8.757e+006



Quantify Sample Report MassLynx MassLynx V4.1 SCN 901

Dataset: C:\MassLynx\Dioxin.PRO\Result Files\7-190724A-ICAL_M23_QC.qld

Last Altered: Thursday, July 25, 2019 09:33:09 Eastern Daylight Time

Printed: Friday, August 30, 2019 14:30:49 Eastern Daylight Time

Name: 7-190724A08, Date: 24-Jul-2019, Time: 20:50:29, ID: H7-19-CCV-RS1-0017, Description: 1613B-RS1-011, Vial: Tray1:9

Totals-OCDF

7-190724A08 Smooth(SG,1x1)

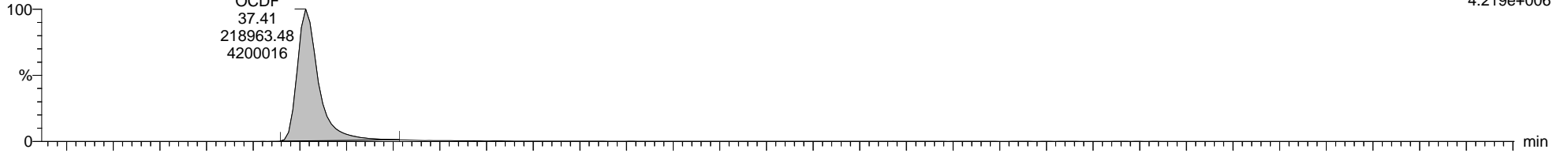
1613B-RS1-011 H7-19-CCV-RS1-0017

OCDF
37.41
218963.48
4200016

F5:Voltage SIR,EI+

441.7428

4.219e+006



7-190724A08 Smooth(SG,1x1)

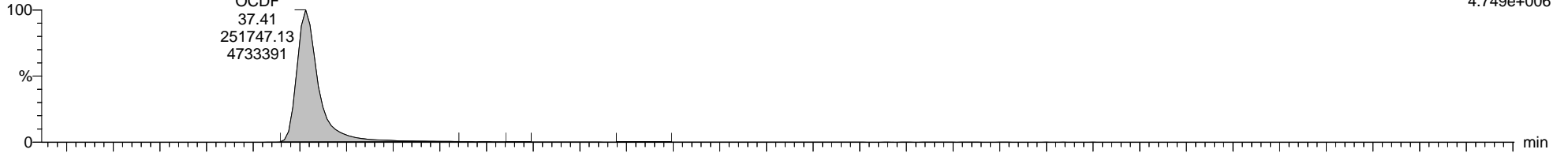
1613B-RS1-011 H7-19-CCV-RS1-0017

OCDF
37.41
251747.13
4733391

F5:Voltage SIR,EI+

443.7398

4.749e+006



7-190724A08 Smooth(SG,1x1)

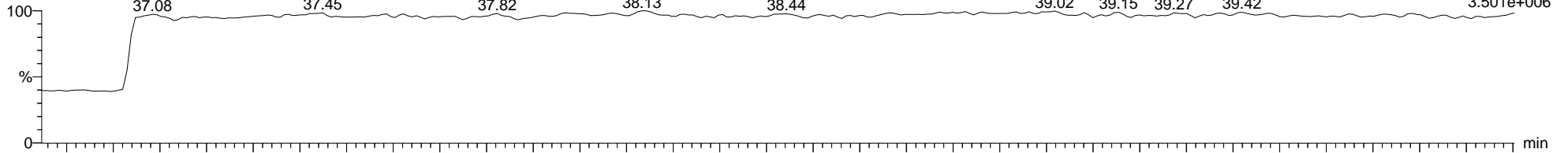
1613B-RS1-011 H7-19-CCV-RS1-0017

37.08 37.45 37.82 38.13 38.44 39.02 39.15 39.27 39.42

F5:Voltage SIR,EI+

454.9728

3.501e+006



7-190724A08 Smooth(SG,1x1)

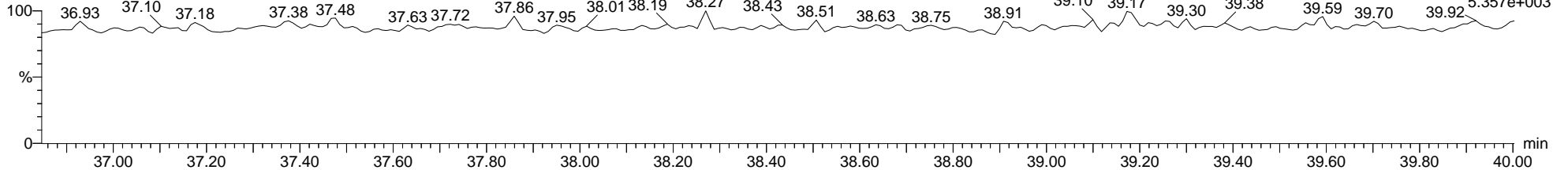
1613B-RS1-011 H7-19-CCV-RS1-0017

36.93 37.10 37.18 37.38 37.48 37.63 37.72 37.86 37.95 38.01 38.19 38.27 38.43 38.51 38.63 38.75 38.91 39.10 39.17 39.30 39.38 39.59 39.70 39.92 5.357e+003

F5:Voltage SIR,EI+

513.6775

5.357e+003



Quantify Sample Report MassLynx MassLynx V4.1 SCN 901

Dataset: C:\MassLynx\Dioxin.PRO\Result Files\7-190724A-ICAL_M23_QC.qld

Last Altered: Thursday, July 25, 2019 09:33:09 Eastern Daylight Time

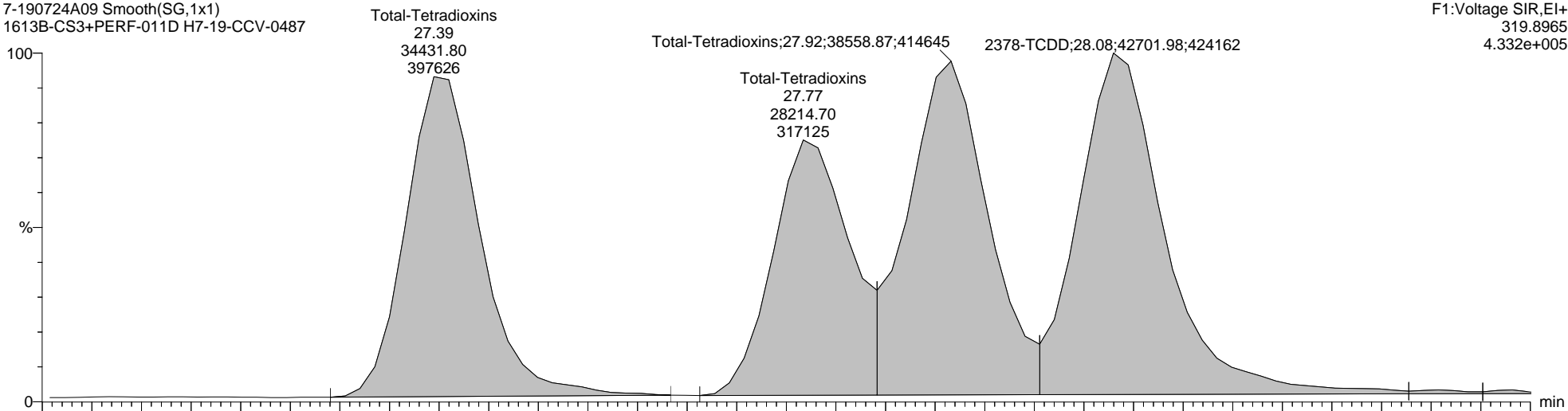
Printed: Friday, August 30, 2019 14:30:49 Eastern Daylight Time

Name: 7-190724A09, Date: 24-Jul-2019, Time: 21:32:42, ID: H7-19-CCV-0487, Description: 1613B-CS3+PERF-011D, Vial: Tray1:1

2378-TCDD

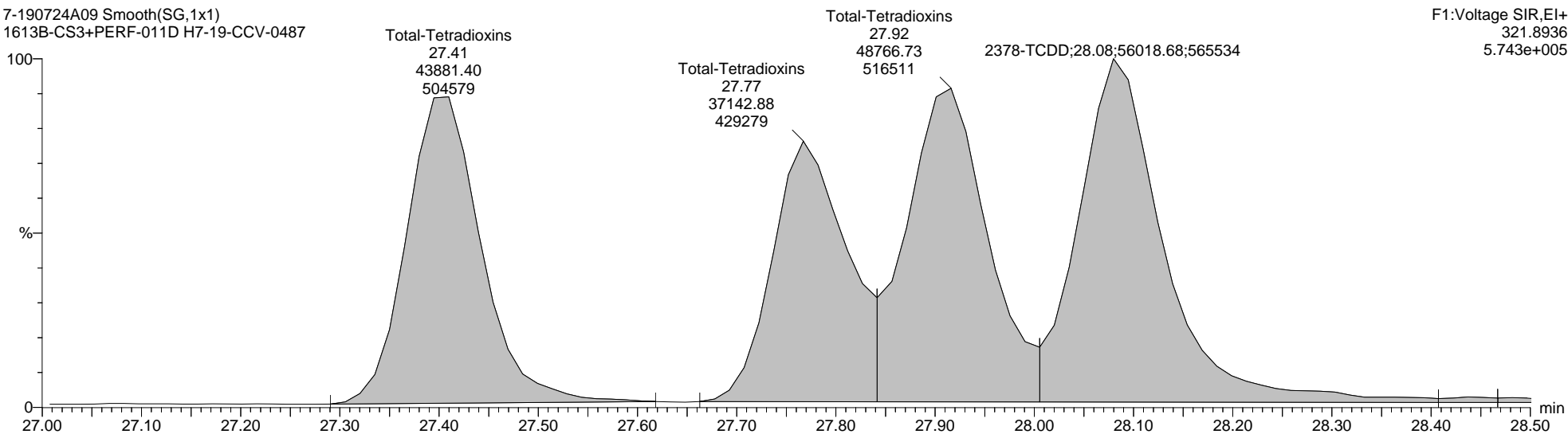
7-190724A09 Smooth(SG,1x1)
1613B-CS3+PERF-011D H7-19-CCV-0487

F1:Voltage SIR,EI+
319.8965
4.332e+005



7-190724A09 Smooth(SG,1x1)
1613B-CS3+PERF-011D H7-19-CCV-0487

F1:Voltage SIR,EI+
321.8936
5.743e+005



Quantify Sample Report MassLynx MassLynx V4.1 SCN 901

Dataset: C:\MassLynx\Dioxin.PRO\Result Files\7-190724A-ICAL_M23_QC.qld

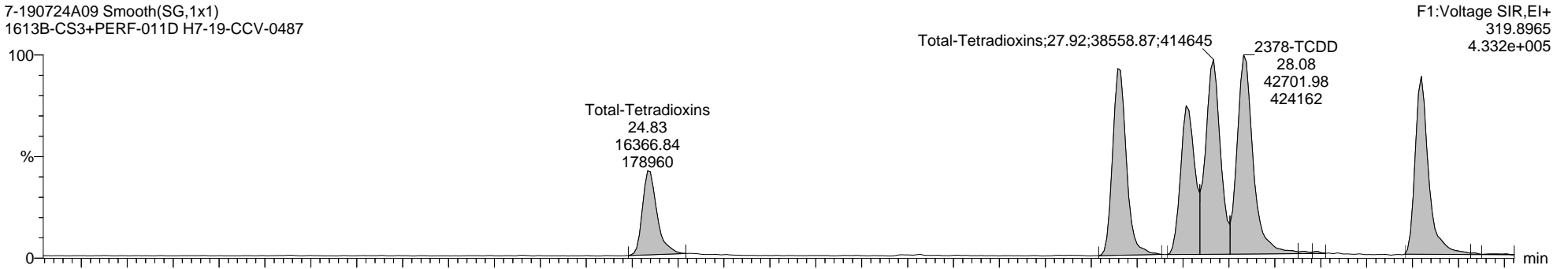
Last Altered: Thursday, July 25, 2019 09:33:09 Eastern Daylight Time

Printed: Friday, August 30, 2019 14:30:49 Eastern Daylight Time

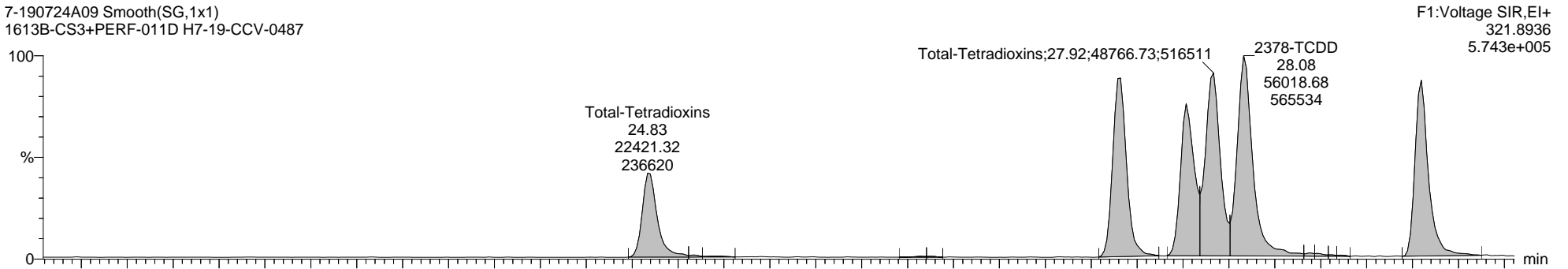
Name: 7-190724A09, Date: 24-Jul-2019, Time: 21:32:42, ID: H7-19-CCV-0487, Description: 1613B-CS3+PERF-011D, Vial: Tray1:1

Total-Tetradiioxins

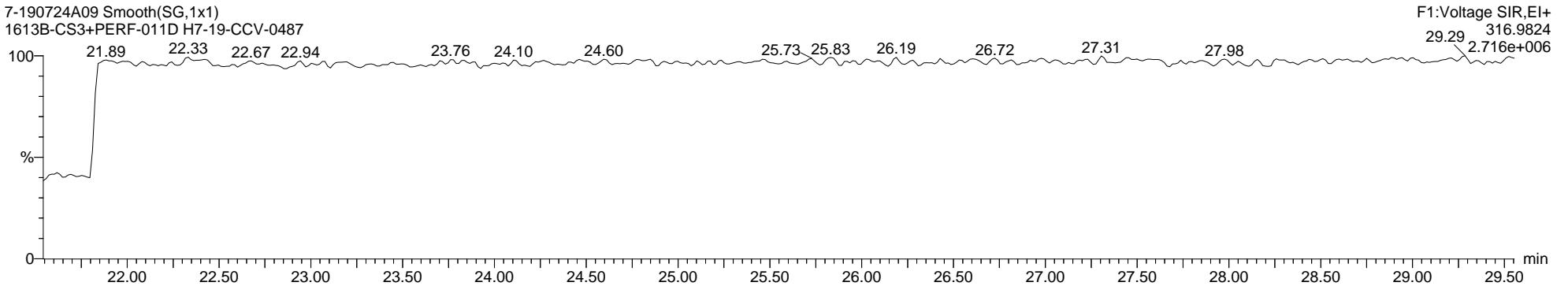
7-190724A09 Smooth(SG,1x1)
1613B-CS3+PERF-011D H7-19-CCV-0487



7-190724A09 Smooth(SG,1x1)
1613B-CS3+PERF-011D H7-19-CCV-0487



7-190724A09 Smooth(SG,1x1)
1613B-CS3+PERF-011D H7-19-CCV-0487



Dataset: C:\MassLynx\Dioxin.PRO\Result Files\7-190724A-ICAL_M23_QC.qld

Last Altered: Thursday, July 25, 2019 09:33:09 Eastern Daylight Time


Printed: Friday, August 30, 2019 14:30:49 Eastern Daylight Time

Name: 7-190724A09, Date: 24-Jul-2019, Time: 21:32:42, ID: H7-19-CCV-0487, Description: 1613B-CS3+PERF-011D, Vial: Tray1:1

13C-2378-TCDD ES

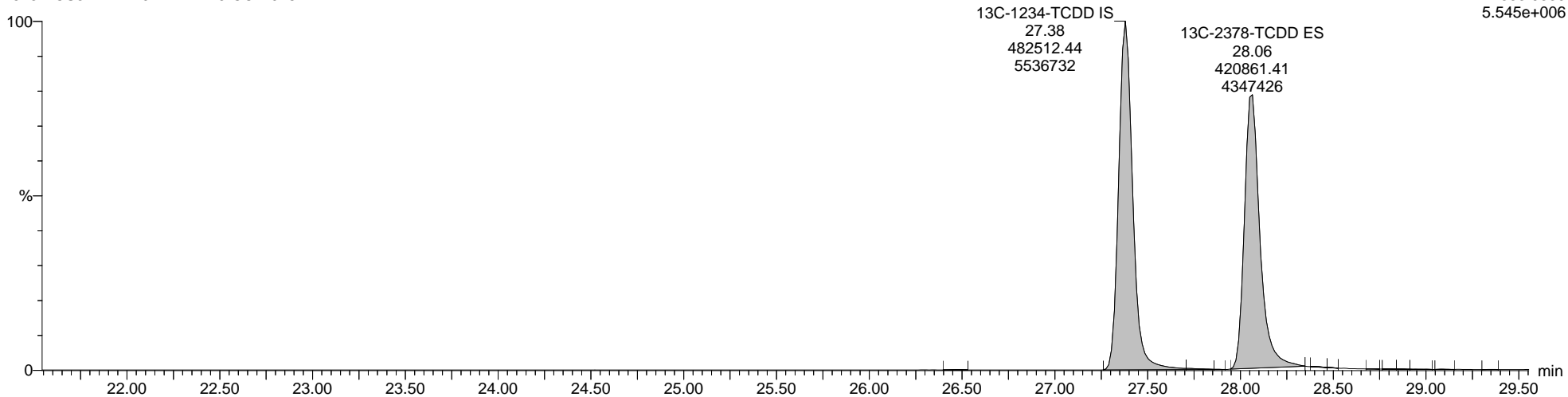
7-190724A09 Smooth(SG,1x1)
1613B-CS3+PERF-011D H7-19-CCV-0487

F1:Voltage SIR,EI+
331.9368
4.393e+006



7-190724A09 Smooth(SG,1x1)
1613B-CS3+PERF-011D H7-19-CCV-0487

F1:Voltage SIR,EI+
333.9339
5.545e+006



Quantify Sample Report MassLynx MassLynx V4.1 SCN 901

Dataset: C:\MassLynx\Dioxin.PRO\Result Files\7-190724A-ICAL_M23_QC.qld


Last Altered: Thursday, July 25, 2019 09:33:09 Eastern Daylight Time

Printed: Friday, August 30, 2019 14:30:49 Eastern Daylight Time

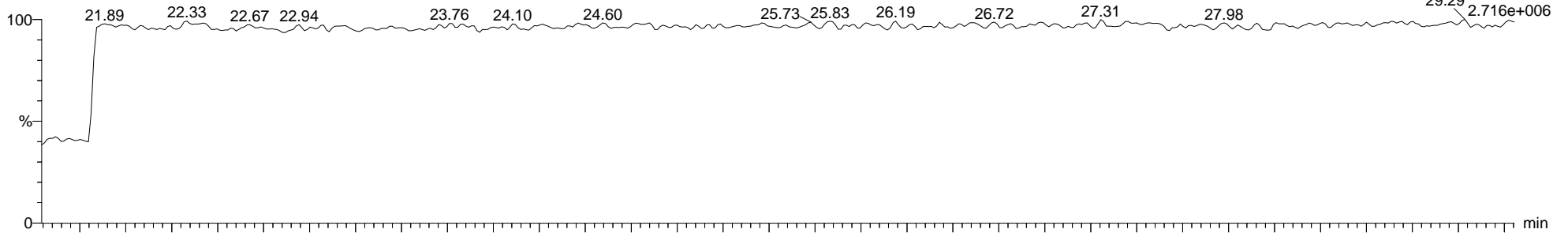
Name: 7-190724A09, Date: 24-Jul-2019, Time: 21:32:42, ID: H7-19-CCV-0487, Description: 1613B-CS3+PERF-011D, Vial: Tray1:1

Totals-37Cl-2378-TCDD

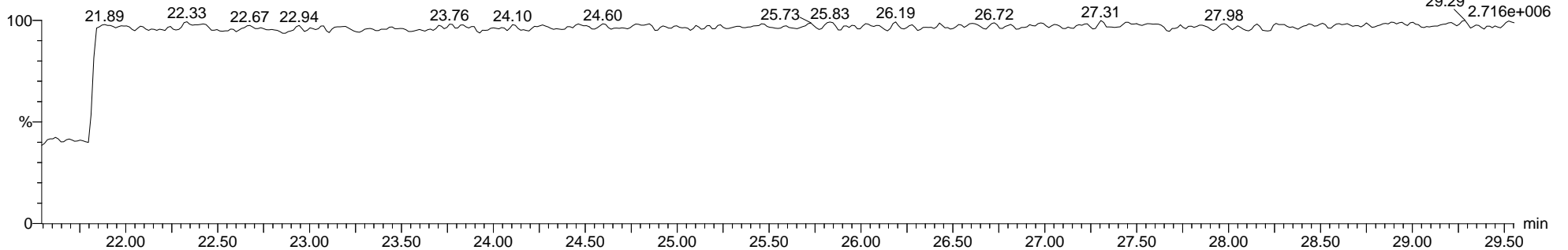
7-190724A09 Smooth(SG,1x1)
1613B-CS3+PERF-011D H7-19-CCV-0487



7-190724A09 Smooth(SG,1x1)
1613B-CS3+PERF-011D H7-19-CCV-0487



7-190724A09 Smooth(SG,1x1)
1613B-CS3+PERF-011D H7-19-CCV-0487



Quantify Sample Report MassLynx MassLynx V4.1 SCN 901

Dataset: C:\MassLynx\Dioxin.PRO\Result Files\7-190724A-ICAL_M23_QC.qld


Last Altered: Thursday, July 25, 2019 09:33:09 Eastern Daylight Time

Printed: Friday, August 30, 2019 14:30:49 Eastern Daylight Time


Name: 7-190724A09, Date: 24-Jul-2019, Time: 21:32:42, ID: H7-19-CCV-0487, Description: 1613B-CS3+PERF-011D, Vial: Tray1:1

Total-Pentadioxins

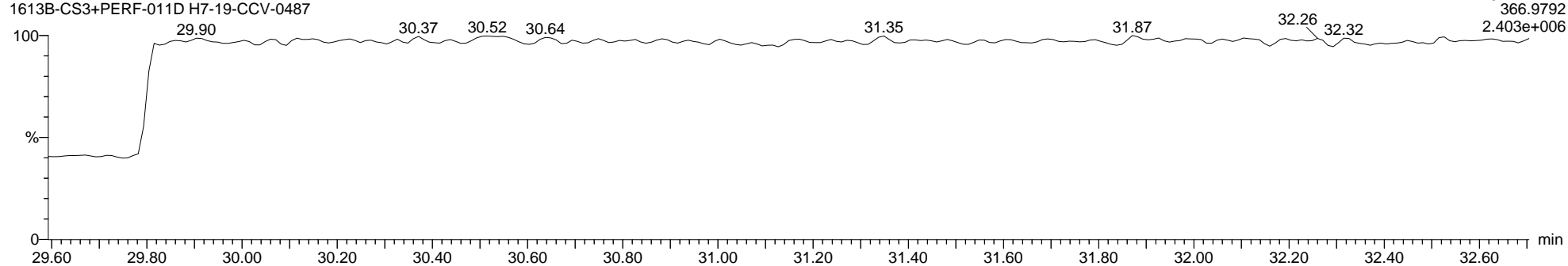
7-190724A09 Smooth(SG,1x1)
1613B-CS3+PERF-011D H7-19-CCV-0487



7-190724A09 Smooth(SG,1x1)
1613B-CS3+PERF-011D H7-19-CCV-0487



7-190724A09 Smooth(SG,1x1)
1613B-CS3+PERF-011D H7-19-CCV-0487



Dataset: C:\MassLynx\Dioxin.PRO\Result Files\7-190724A-ICAL_M23_QC.qld

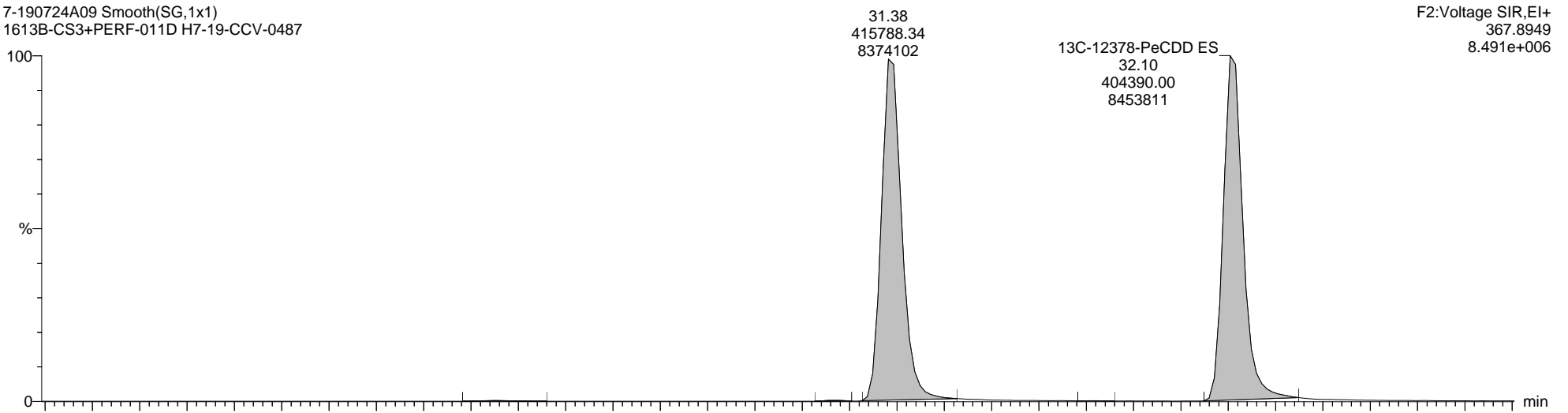
Last Altered: Thursday, July 25, 2019 09:33:09 Eastern Daylight Time

Printed: Friday, August 30, 2019 14:30:49 Eastern Daylight Time

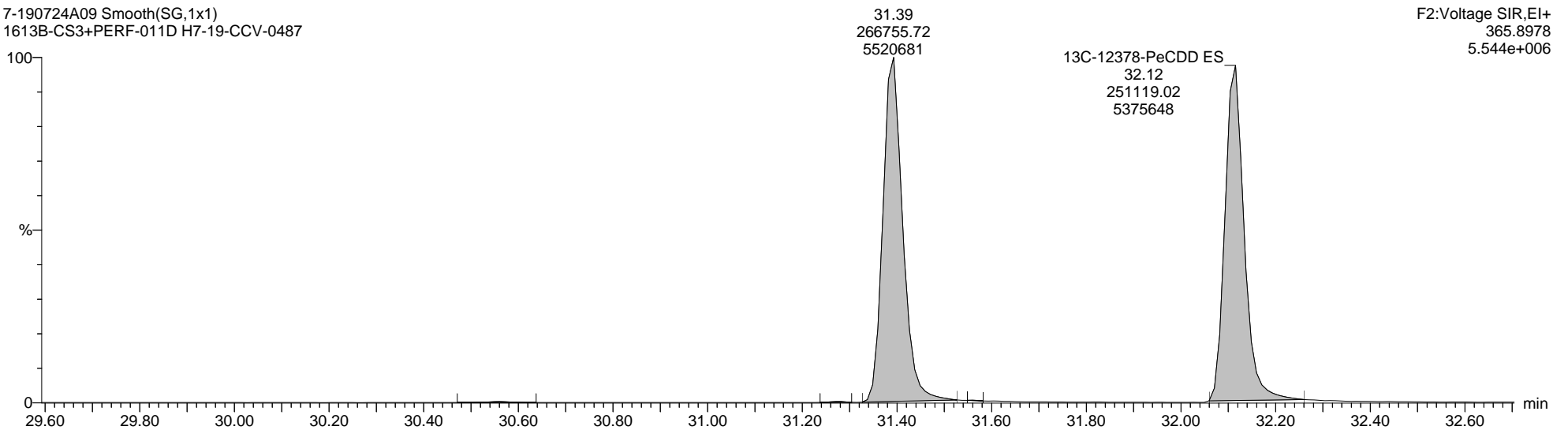
Name: 7-190724A09, Date: 24-Jul-2019, Time: 21:32:42, ID: H7-19-CCV-0487, Description: 1613B-CS3+PERF-011D, Vial: Tray1:1

13C-12378-PeCDD ES

7-190724A09 Smooth(SG,1x1)
1613B-CS3+PERF-011D H7-19-CCV-0487



7-190724A09 Smooth(SG,1x1)
1613B-CS3+PERF-011D H7-19-CCV-0487



Quantify Sample Report MassLynx MassLynx V4.1 SCN 901

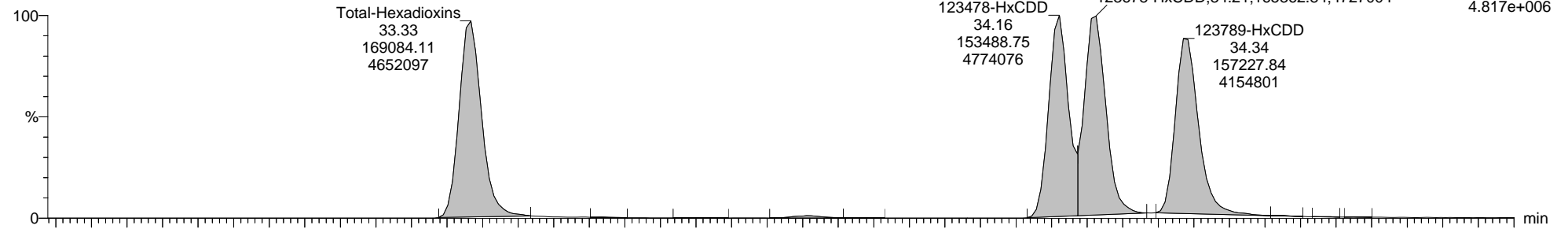
Dataset: C:\MassLynx\Dioxin.PRO\Result Files\7-190724A-ICAL_M23_QC.qld

Last Altered: Thursday, July 25, 2019 09:33:09 Eastern Daylight Time
Printed: Friday, August 30, 2019 14:30:49 Eastern Daylight Time

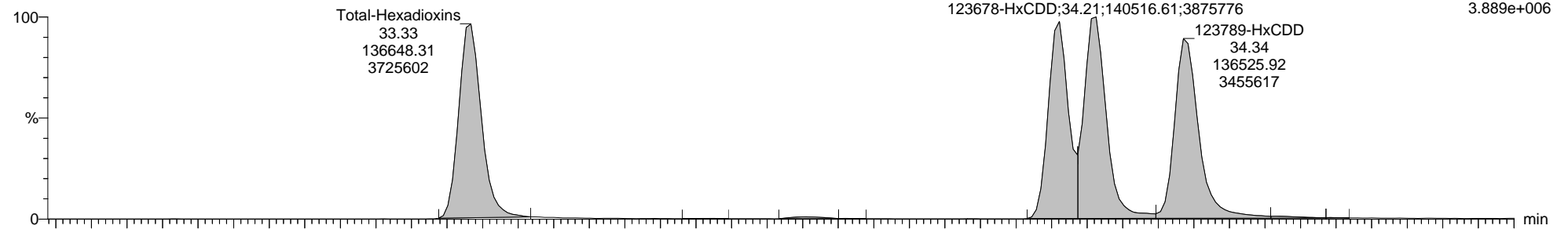
Name: 7-190724A09, Date: 24-Jul-2019, Time: 21:32:42, ID: H7-19-CCV-0487, Description: 1613B-CS3+PERF-011D, Vial: Tray1:1

Total-Hexadioxins

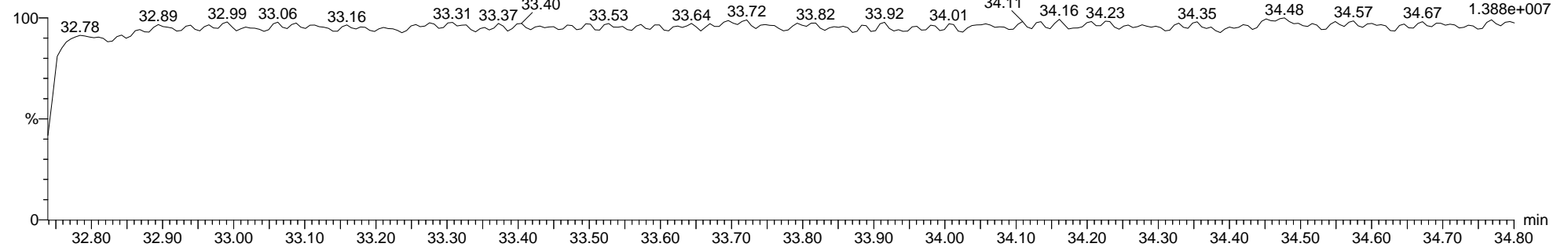
7-190724A09 Smooth(SG,1x1)
1613B-CS3+PERF-011D H7-19-CCV-0487



7-190724A09 Smooth(SG,1x1)
1613B-CS3+PERF-011D H7-19-CCV-0487



7-190724A09 Smooth(SG,1x1)
1613B-CS3+PERF-011D H7-19-CCV-0487



Dataset: C:\MassLynx\Dioxin.PRO\Result Files\7-190724A-ICAL_M23_QC.qld

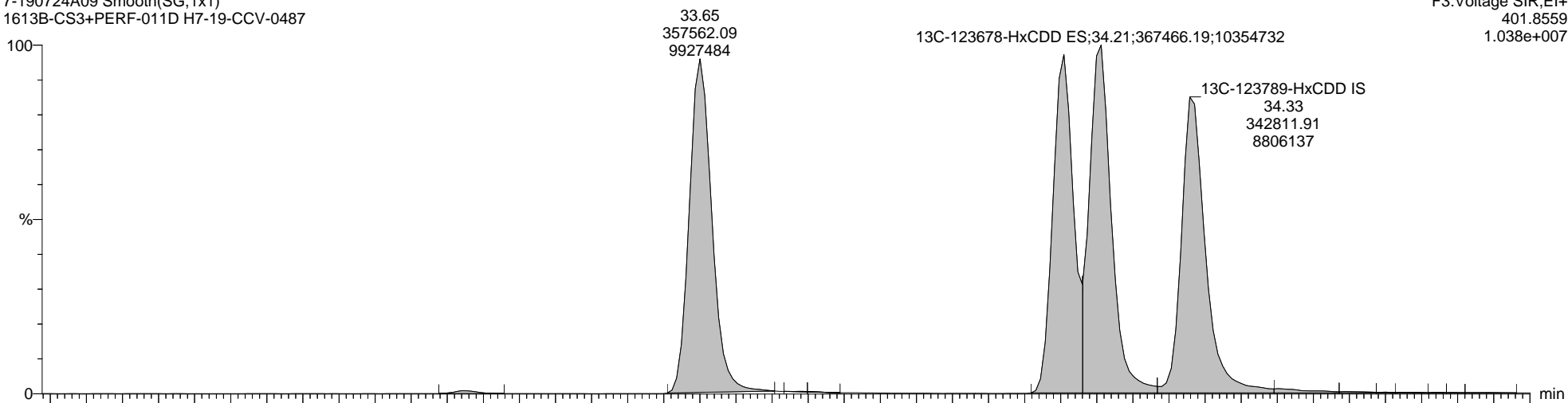
Last Altered: Thursday, July 25, 2019 09:33:09 Eastern Daylight Time

Printed: Friday, August 30, 2019 14:30:49 Eastern Daylight Time

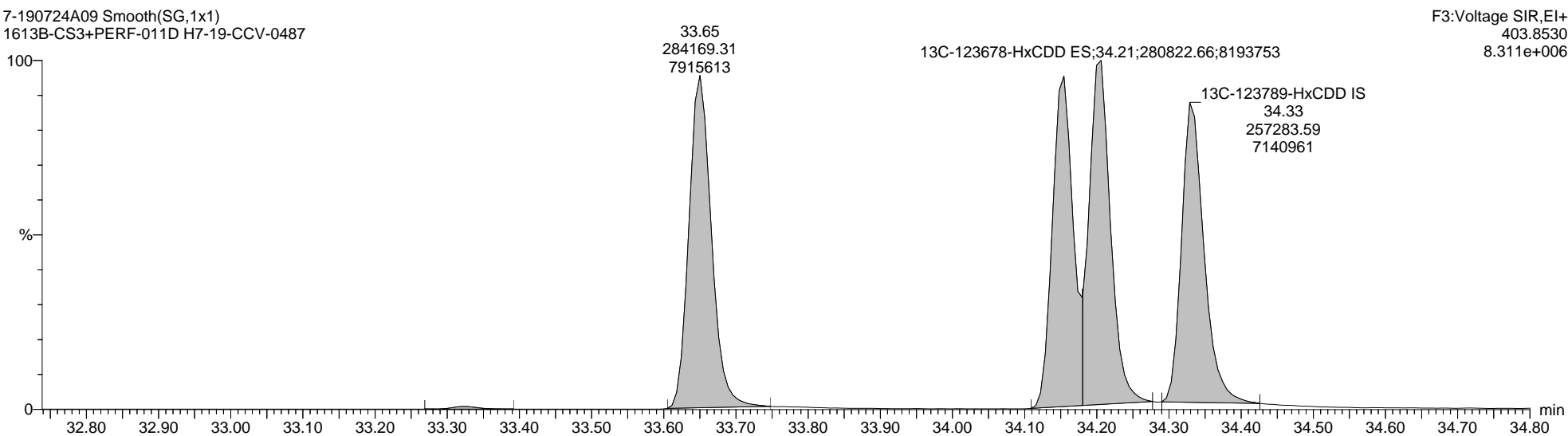
Name: 7-190724A09, Date: 24-Jul-2019, Time: 21:32:42, ID: H7-19-CCV-0487, Description: 1613B-CS3+PERF-011D, Vial: Tray1:1

13C-123678-HxCDD ES

7-190724A09 Smooth(SG,1x1)
1613B-CS3+PERF-011D H7-19-CCV-0487



7-190724A09 Smooth(SG,1x1)
1613B-CS3+PERF-011D H7-19-CCV-0487



Quantify Sample Report MassLynx MassLynx V4.1 SCN 901

Dataset: C:\MassLynx\Dioxin.PRO\Result Files\7-190724A-ICAL_M23_QC.qld

Last Altered: Thursday, July 25, 2019 09:33:09 Eastern Daylight Time

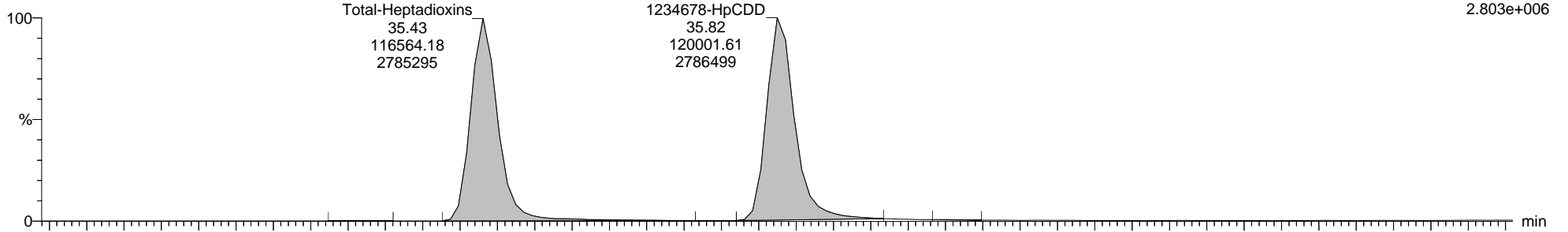
Printed: Friday, August 30, 2019 14:30:49 Eastern Daylight Time

Name: 7-190724A09, Date: 24-Jul-2019, Time: 21:32:42, ID: H7-19-CCV-0487, Description: 1613B-CS3+PERF-011D, Vial: Tray1:1

Total-Heptadioxins

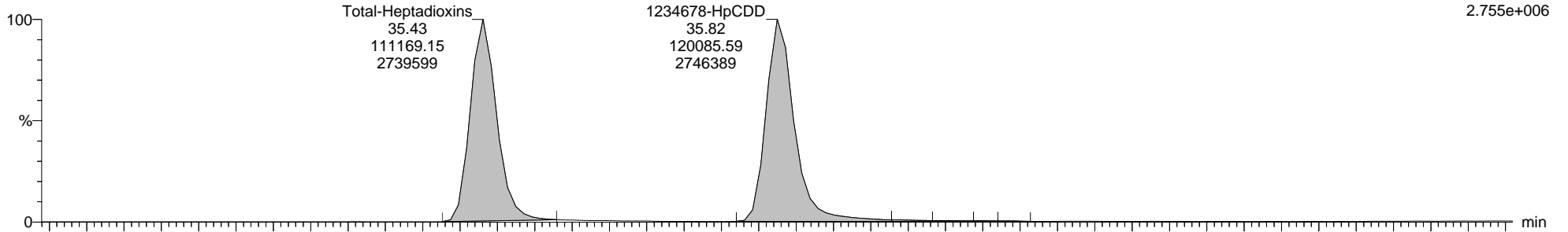
7-190724A09 Smooth(SG,1x1)
1613B-CS3+PERF-011D H7-19-CCV-0487

F4:Voltage SIR,EI+
423.7766
2.803e+006



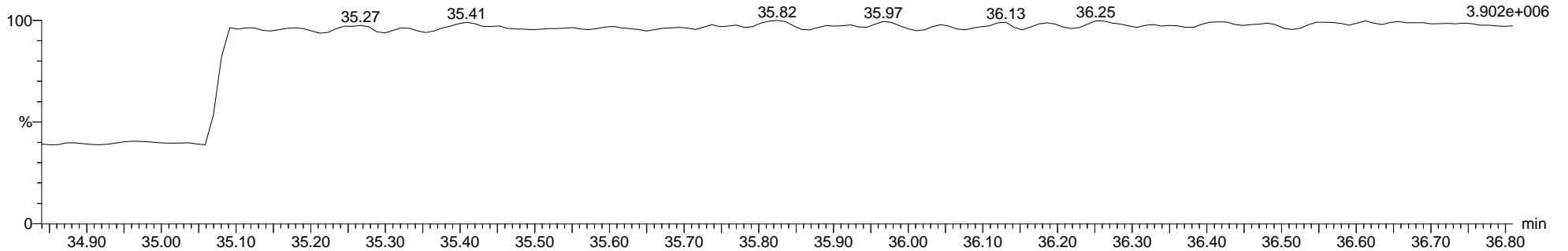
7-190724A09 Smooth(SG,1x1)
1613B-CS3+PERF-011D H7-19-CCV-0487

F4:Voltage SIR,EI+
425.7737
2.755e+006



7-190724A09 Smooth(SG,1x1)
1613B-CS3+PERF-011D H7-19-CCV-0487

F4:Voltage SIR,EI+
454.9728
3.902e+006



Quantify Sample Report MassLynx MassLynx V4.1 SCN 901

Dataset: C:\MassLynx\Dioxin.PRO\Result Files\7-190724A-ICAL_M23_QC.qld

Last Altered: Thursday, July 25, 2019 09:33:09 Eastern Daylight Time

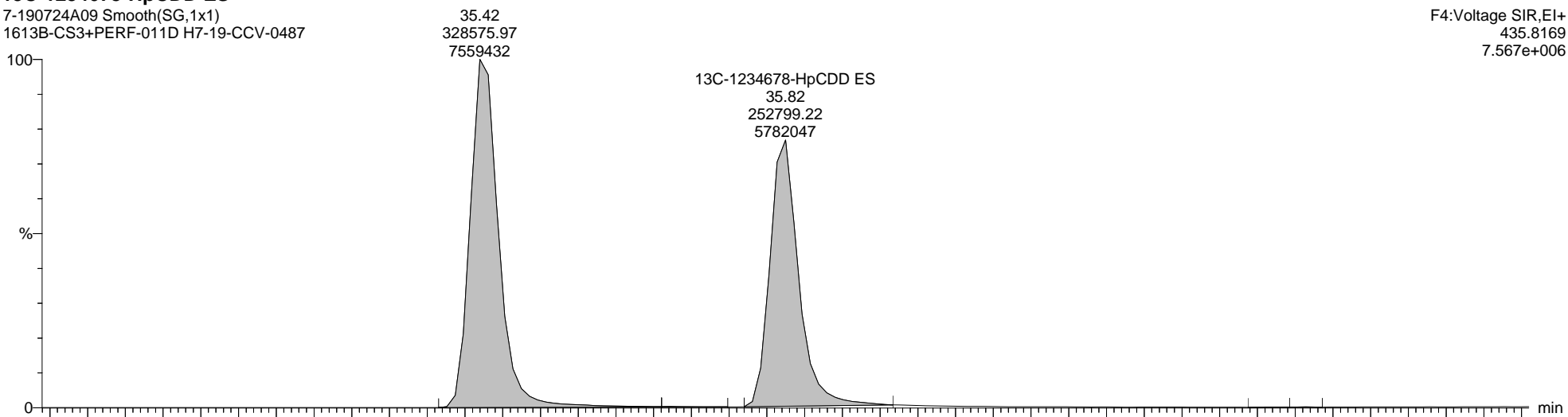
Printed: Friday, August 30, 2019 14:30:49 Eastern Daylight Time

Name: 7-190724A09, Date: 24-Jul-2019, Time: 21:32:42, ID: H7-19-CCV-0487, Description: 1613B-CS3+PERF-011D, Vial: Tray1:1

13C-1234678-HpCDD ES

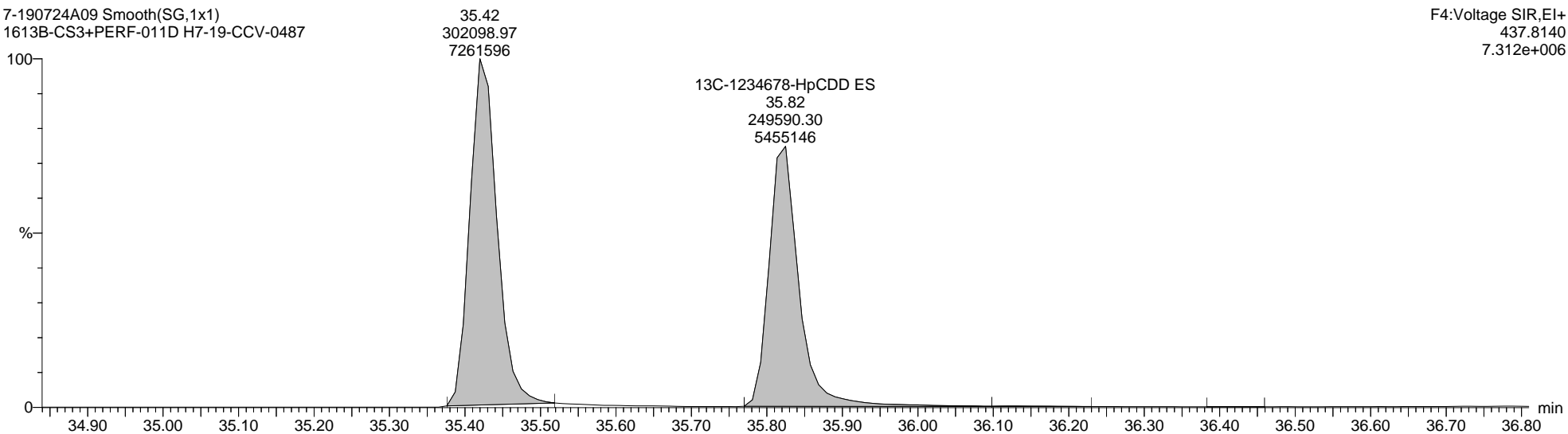
7-190724A09 Smooth(SG,1x1)
1613B-CS3+PERF-011D H7-19-CCV-0487

F4:Voltage SIR,EI+
435.8169
7.567e+006



7-190724A09 Smooth(SG,1x1)
1613B-CS3+PERF-011D H7-19-CCV-0487

F4:Voltage SIR,EI+
437.8140
7.312e+006



Quantify Sample Report MassLynx MassLynx V4.1 SCN 901

Dataset: C:\MassLynx\Dioxin.PRO\Result Files\7-190724A-ICAL_M23_QC.qld

Last Altered: Thursday, July 25, 2019 09:33:09 Eastern Daylight Time


Printed: Friday, August 30, 2019 14:30:49 Eastern Daylight Time

Name: 7-190724A09, Date: 24-Jul-2019, Time: 21:32:42, ID: H7-19-CCV-0487, Description: 1613B-CS3+PERF-011D, Vial: Tray1:1

Total-OCDD


7-190724A09 Smooth(SG,1x1)
1613B-CS3+PERF-011D H7-19-CCV-0487

F5:Voltage SIR,EI+
457.7377
3.212e+006



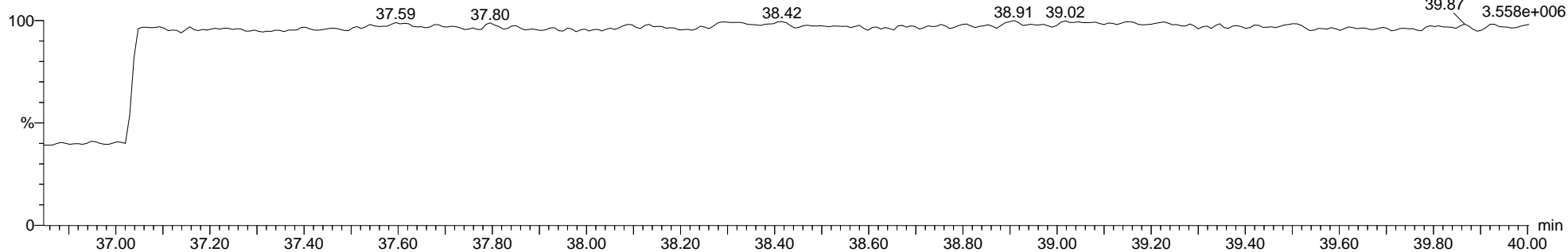
7-190724A09 Smooth(SG,1x1)
1613B-CS3+PERF-011D H7-19-CCV-0487

F5:Voltage SIR,EI+
459.7348
3.712e+006



7-190724A09 Smooth(SG,1x1)
1613B-CS3+PERF-011D H7-19-CCV-0487

F5:Voltage SIR,EI+
454.9728
3.558e+006



Quantify Sample Report MassLynx MassLynx V4.1 SCN 901

Dataset: C:\MassLynx\Dioxin.PRO\Result Files\7-190724A-ICAL_M23_QC.qld

Last Altered: Thursday, July 25, 2019 09:33:09 Eastern Daylight Time


Printed: Friday, August 30, 2019 14:30:49 Eastern Daylight Time

Name: 7-190724A09, Date: 24-Jul-2019, Time: 21:32:42, ID: H7-19-CCV-0487, Description: 1613B-CS3+PERF-011D, Vial: Tray1:1

13C-OCDD ES

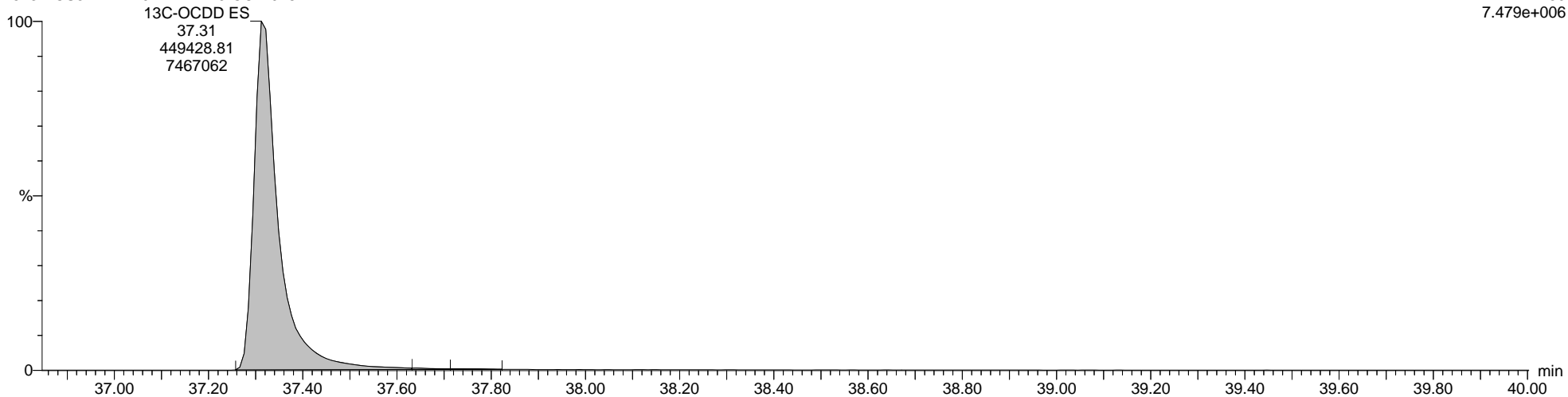
7-190724A09 Smooth(SG,1x1)
1613B-CS3+PERF-011D H7-19-CCV-0487

F5:Voltage SIR,EI+
469.7779
6.646e+006



7-190724A09 Smooth(SG,1x1)
1613B-CS3+PERF-011D H7-19-CCV-0487

F5:Voltage SIR,EI+
471.7750
7.479e+006



Quantify Sample Report MassLynx MassLynx V4.1 SCN 901

Dataset: C:\MassLynx\Dioxin.PRO\Result Files\7-190724A-ICAL_M23_QC.qld

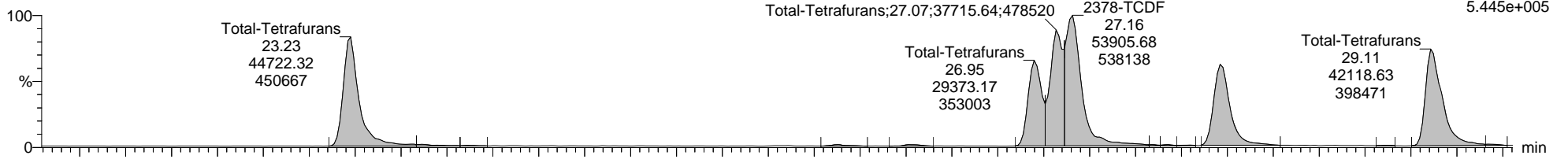
Last Altered: Thursday, July 25, 2019 09:33:09 Eastern Daylight Time
Printed: Friday, August 30, 2019 14:30:49 Eastern Daylight Time

Name: 7-190724A09, Date: 24-Jul-2019, Time: 21:32:42, ID: H7-19-CCV-0487, Description: 1613B-CS3+PERF-011D, Vial: Tray1:1

Total-Tetrafurans

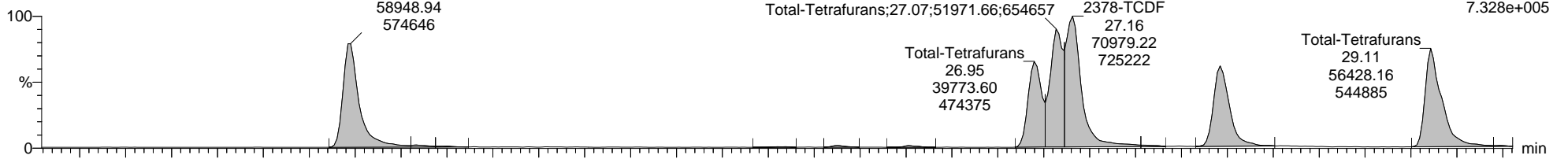
7-190724A09 Smooth(SG,1x1)
1613B-CS3+PERF-011D H7-19-CCV-0487

F1:Voltage SIR,EI+
303.9016
5.445e+005



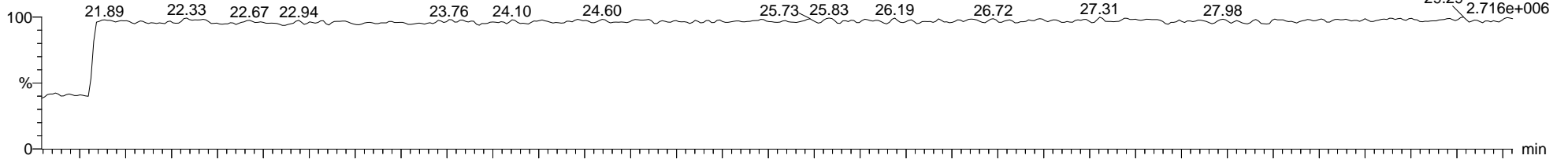
7-190724A09 Smooth(SG,1x1)
1613B-CS3+PERF-011D H7-19-CCV-0487

F1:Voltage SIR,EI+
305.8987
7.328e+005



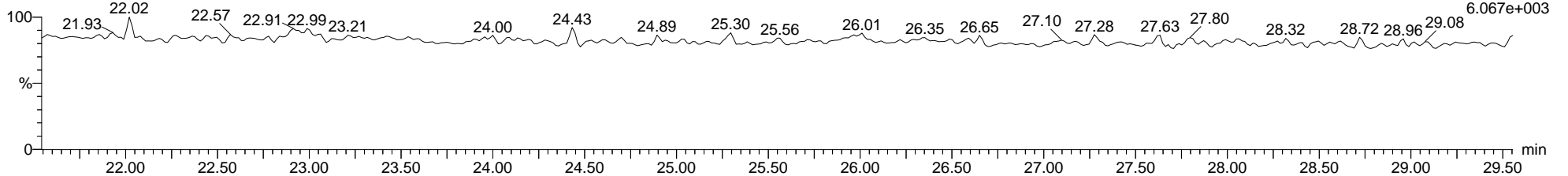
7-190724A09 Smooth(SG,1x1)
1613B-CS3+PERF-011D H7-19-CCV-0487

F1:Voltage SIR,EI+
316.9824
2.716e+006



7-190724A09 Smooth(SG,1x1)
1613B-CS3+PERF-011D H7-19-CCV-0487

F1:Voltage SIR,EI+
375.8364
6.067e+003



Dataset: C:\MassLynx\Dioxin.PRO\Result Files\7-190724A-ICAL_M23_QC.qld

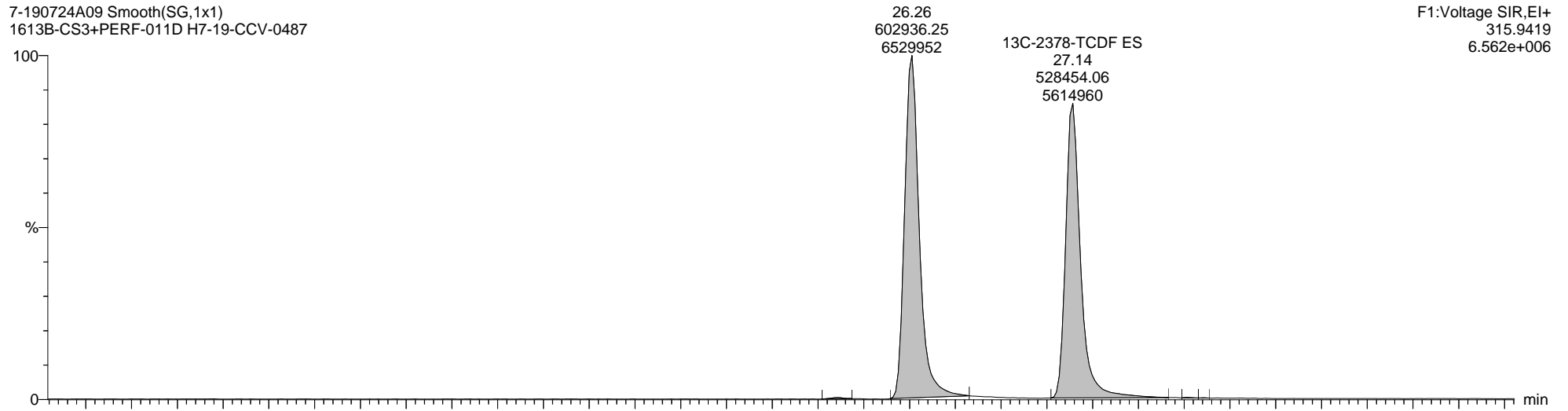
Last Altered: Thursday, July 25, 2019 09:33:09 Eastern Daylight Time

Printed: Friday, August 30, 2019 14:30:49 Eastern Daylight Time

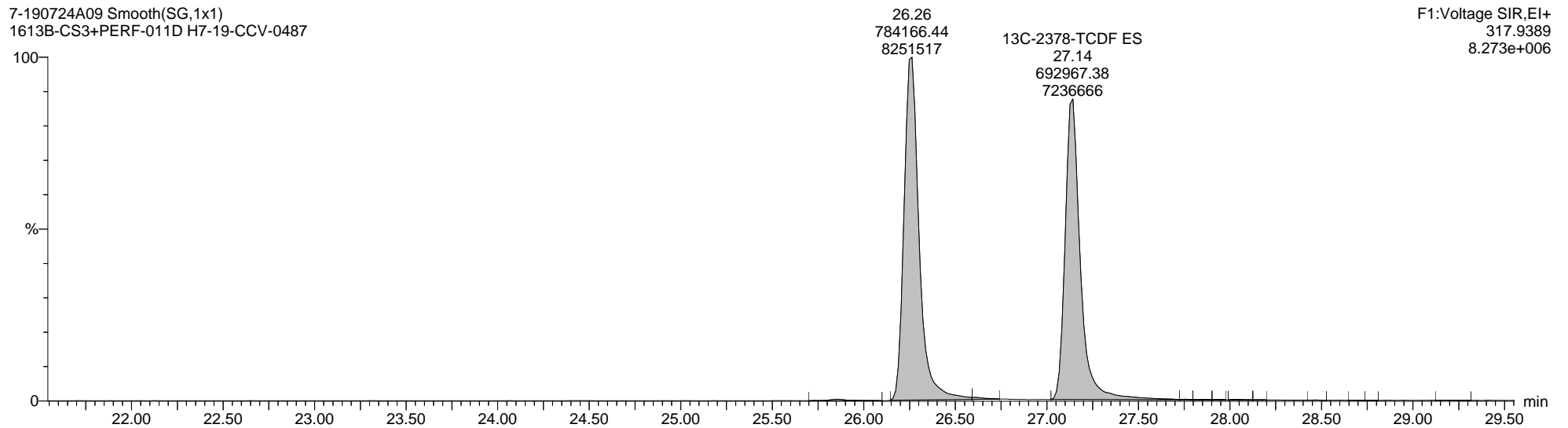
Name: 7-190724A09, Date: 24-Jul-2019, Time: 21:32:42, ID: H7-19-CCV-0487, Description: 1613B-CS3+PERF-011D, Vial: Tray1:1

13C-2378-TCDF ES

7-190724A09 Smooth(SG,1x1)
1613B-CS3+PERF-011D H7-19-CCV-0487



7-190724A09 Smooth(SG,1x1)
1613B-CS3+PERF-011D H7-19-CCV-0487



Quantify Sample Report MassLynx MassLynx V4.1 SCN 901


Dataset: C:\MassLynx\Dioxin.PRO\Result Files\7-190724A-ICAL_M23_QC.qld

Last Altered: Thursday, July 25, 2019 09:33:09 Eastern Daylight Time
Printed: Friday, August 30, 2019 14:30:49 Eastern Daylight Time


Name: 7-190724A09, Date: 24-Jul-2019, Time: 21:32:42, ID: H7-19-CCV-0487, Description: 1613B-CS3+PERF-011D, Vial: Tray1:1

Total-PeCDF-F1

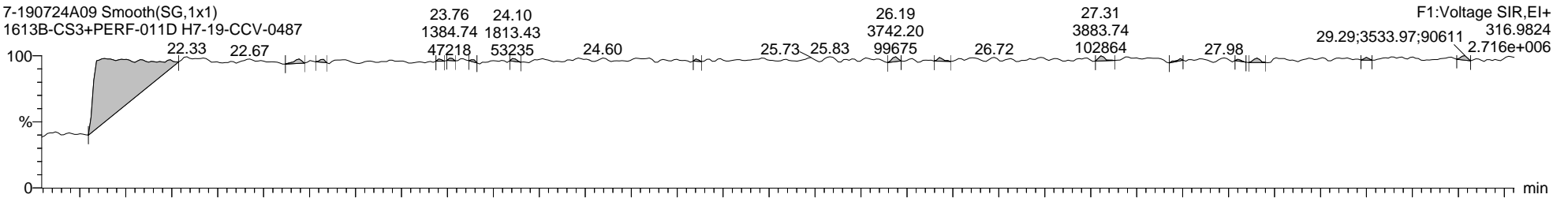
7-190724A09 Smooth(SG,1x1)
1613B-CS3+PERF-011D H7-19-CCV-0487



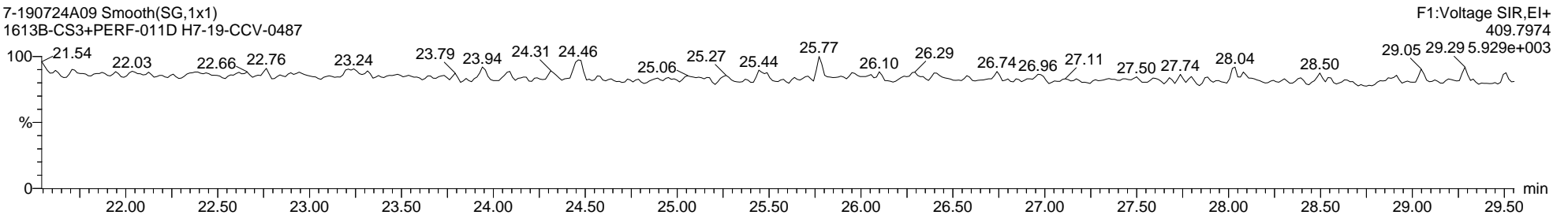
7-190724A09 Smooth(SG,1x1)
1613B-CS3+PERF-011D H7-19-CCV-0487



7-190724A09 Smooth(SG,1x1)
1613B-CS3+PERF-011D H7-19-CCV-0487



7-190724A09 Smooth(SG,1x1)
1613B-CS3+PERF-011D H7-19-CCV-0487



Quantify Sample Report MassLynx MassLynx V4.1 SCN 901

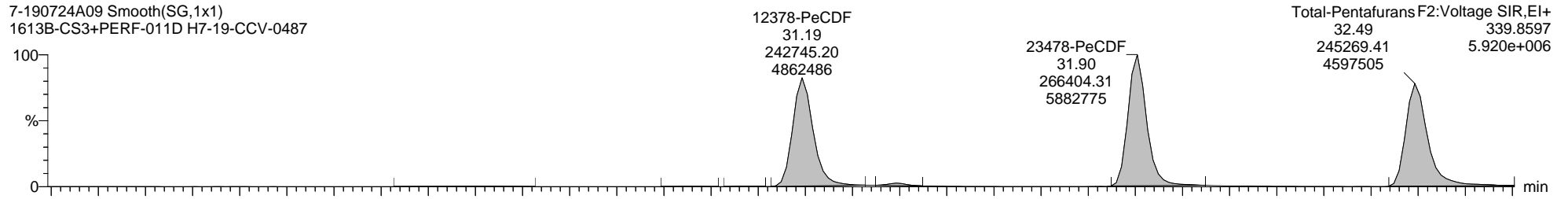
Dataset: C:\MassLynx\Dioxin.PRO\Result Files\7-190724A-ICAL_M23_QC.qld

Last Altered: Thursday, July 25, 2019 09:33:09 Eastern Daylight Time
Printed: Friday, August 30, 2019 14:30:49 Eastern Daylight Time

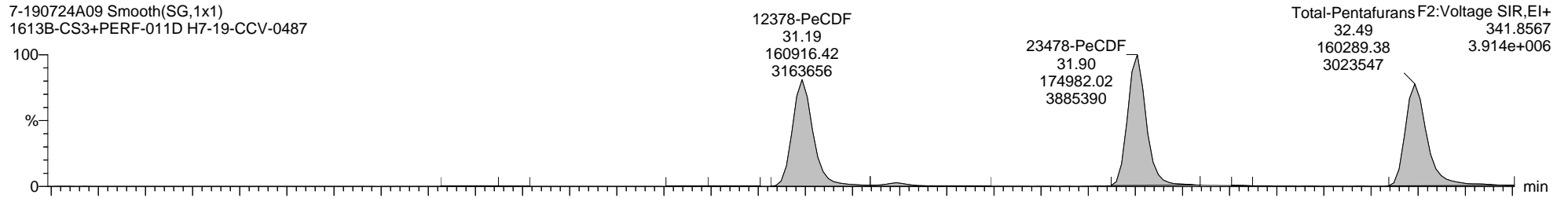
Name: 7-190724A09, Date: 24-Jul-2019, Time: 21:32:42, ID: H7-19-CCV-0487, Description: 1613B-CS3+PERF-011D, Vial: Tray1:1

Total-Pentafurans

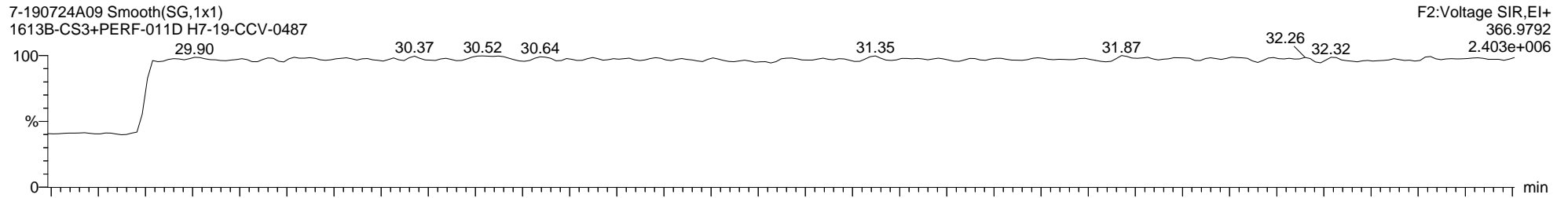
7-190724A09 Smooth(SG,1x1)
1613B-CS3+PERF-011D H7-19-CCV-0487



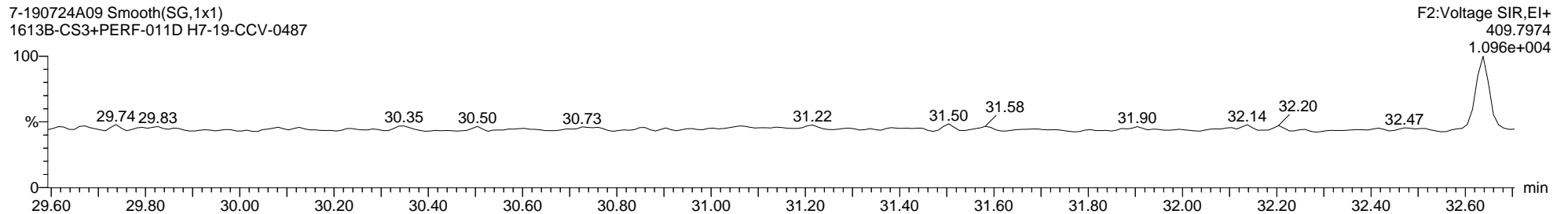
7-190724A09 Smooth(SG,1x1)
1613B-CS3+PERF-011D H7-19-CCV-0487



7-190724A09 Smooth(SG,1x1)
1613B-CS3+PERF-011D H7-19-CCV-0487



7-190724A09 Smooth(SG,1x1)
1613B-CS3+PERF-011D H7-19-CCV-0487



Dataset: C:\MassLynx\Dioxin.PRO\Result Files\7-190724A-ICAL_M23_QC.qld

Last Altered: Thursday, July 25, 2019 09:33:09 Eastern Daylight Time

Printed: Friday, August 30, 2019 14:30:49 Eastern Daylight Time

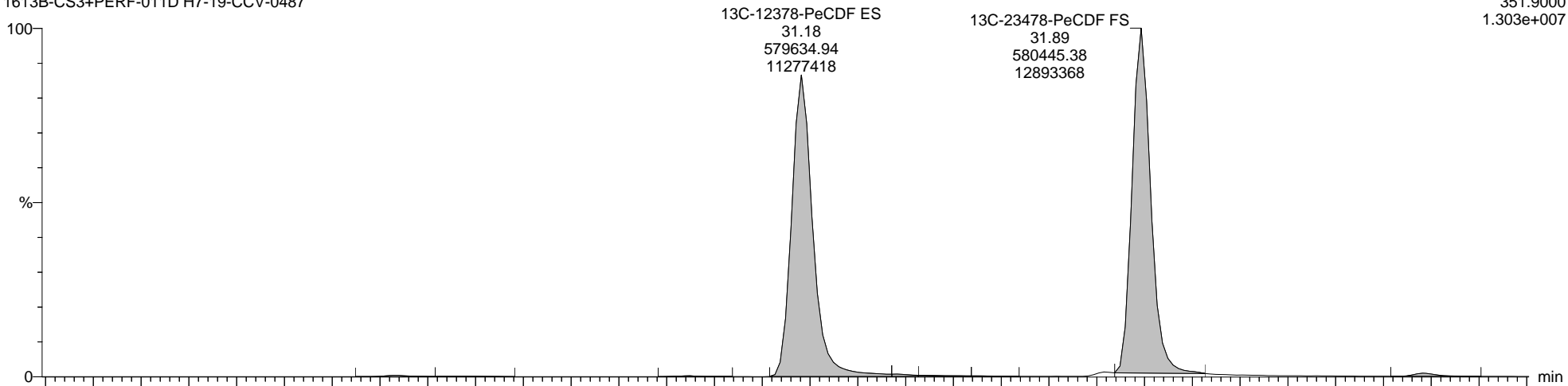
Name: 7-190724A09, Date: 24-Jul-2019, Time: 21:32:42, ID: H7-19-CCV-0487, Description: 1613B-CS3+PERF-011D, Vial: Tray1:1

13C-12378-PeCDF ES

7-190724A09 Smooth(SG,1x1)

1613B-CS3+PERF-011D H7-19-CCV-0487

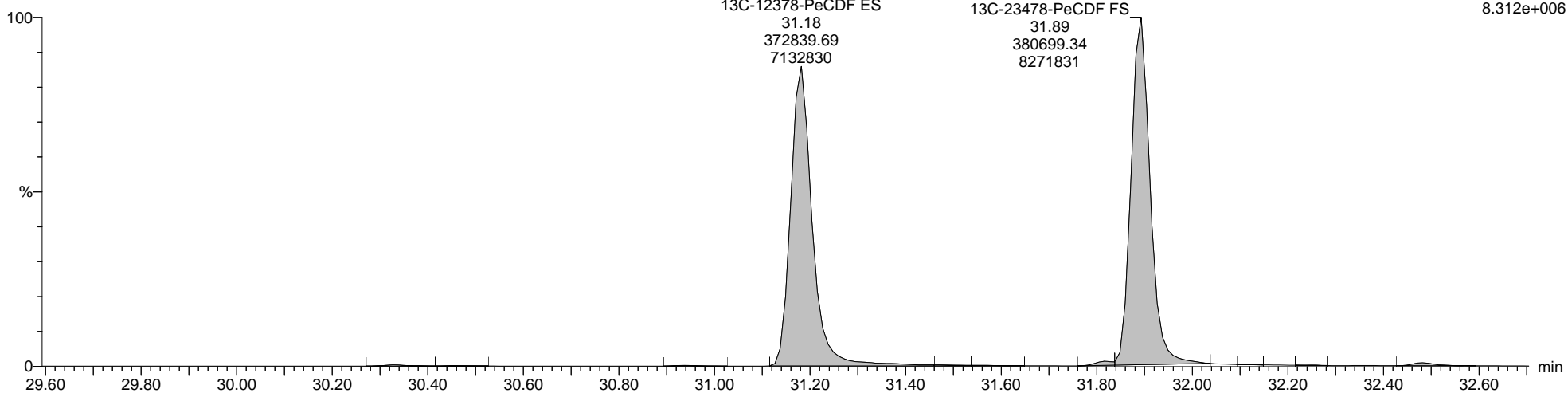
F2:Voltage SIR,EI+
351.9000
1.303e+007



7-190724A09 Smooth(SG,1x1)

1613B-CS3+PERF-011D H7-19-CCV-0487

F2:Voltage SIR,EI+
353.8970
8.312e+006



Quantify Sample Report MassLynx MassLynx V4.1 SCN 901

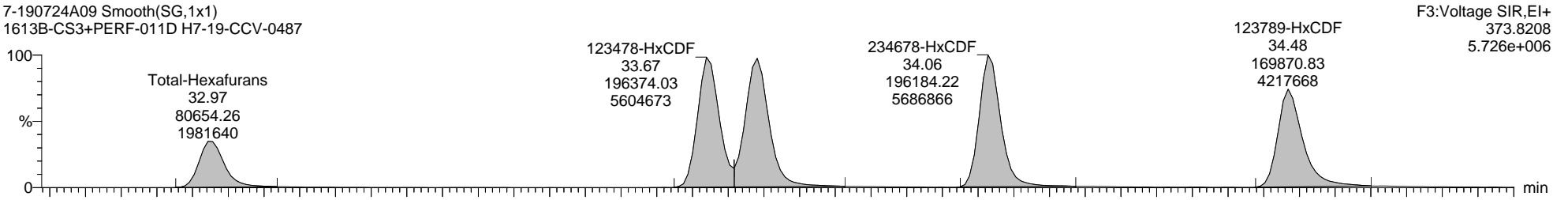
Dataset: C:\MassLynx\Dioxin.PRO\Result Files\7-190724A-ICAL_M23_QC.qld

Last Altered: Thursday, July 25, 2019 09:33:09 Eastern Daylight Time
Printed: Friday, August 30, 2019 14:30:49 Eastern Daylight Time

Name: 7-190724A09, Date: 24-Jul-2019, Time: 21:32:42, ID: H7-19-CCV-0487, Description: 1613B-CS3+PERF-011D, Vial: Tray1:1

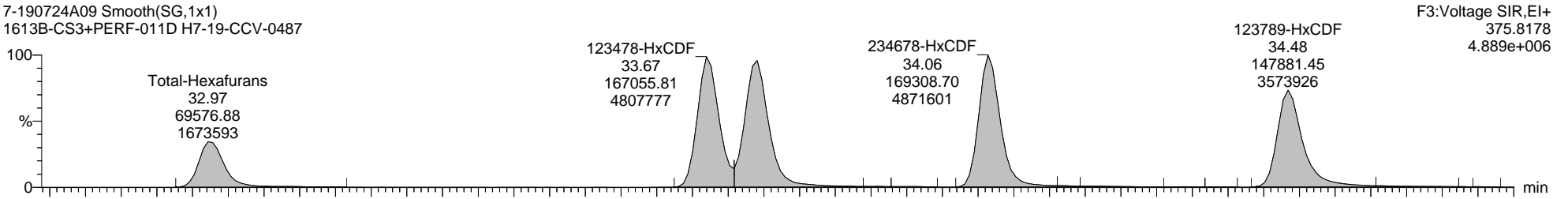
Total-Hexafurans

7-190724A09 Smooth(SG,1x1)
1613B-CS3+PERF-011D H7-19-CCV-0487



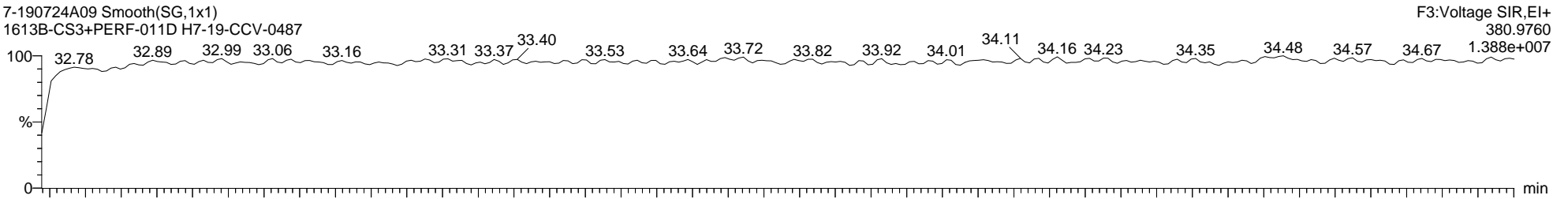
F3:Voltage SIR,EI+
373.8208
5.726e+006

7-190724A09 Smooth(SG,1x1)
1613B-CS3+PERF-011D H7-19-CCV-0487



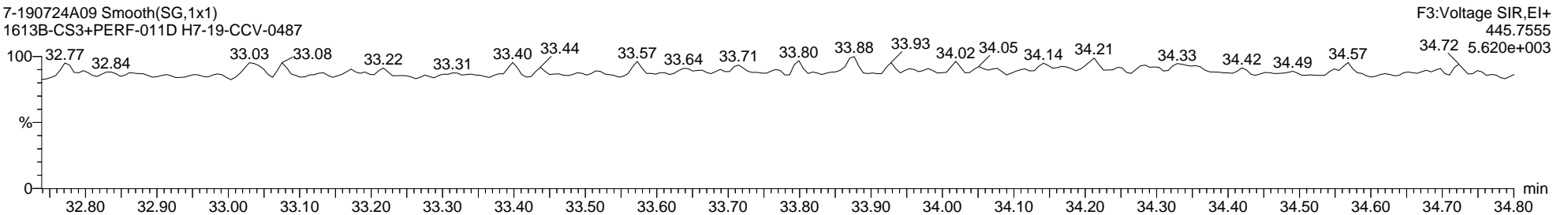
F3:Voltage SIR,EI+
375.8178
4.889e+006

7-190724A09 Smooth(SG,1x1)
1613B-CS3+PERF-011D H7-19-CCV-0487



F3:Voltage SIR,EI+
380.9760
1.388e+007

7-190724A09 Smooth(SG,1x1)
1613B-CS3+PERF-011D H7-19-CCV-0487



F3:Voltage SIR,EI+
445.7555
5.620e+003

Quantify Sample Report MassLynx MassLynx V4.1 SCN 901

Dataset: C:\MassLynx\Dioxin.PRO\Result Files\7-190724A-ICAL_M23_QC.qld

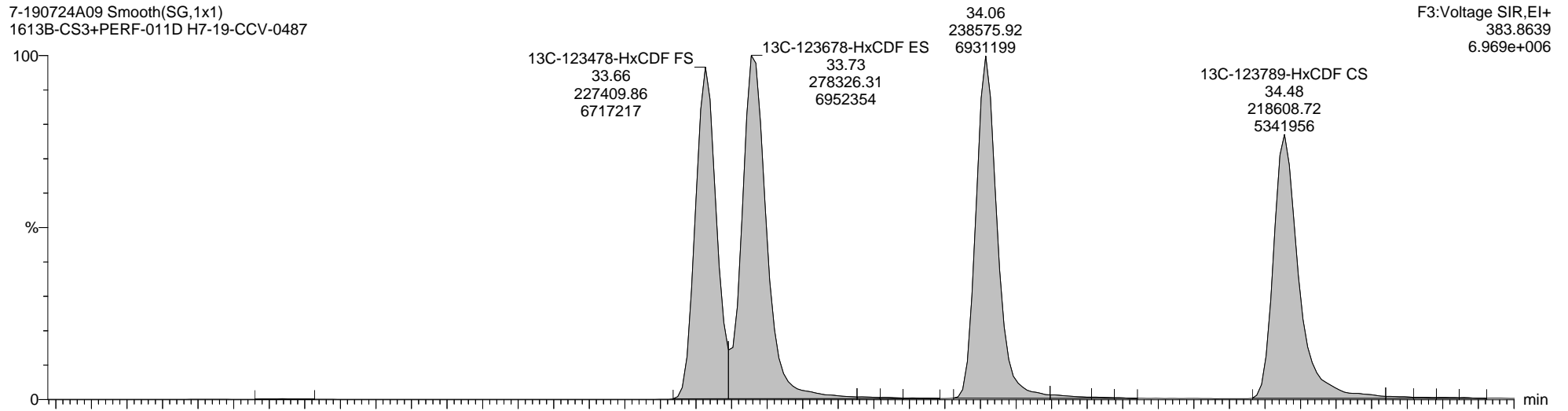
Last Altered: Thursday, July 25, 2019 09:33:09 Eastern Daylight Time

Printed: Friday, August 30, 2019 14:30:49 Eastern Daylight Time

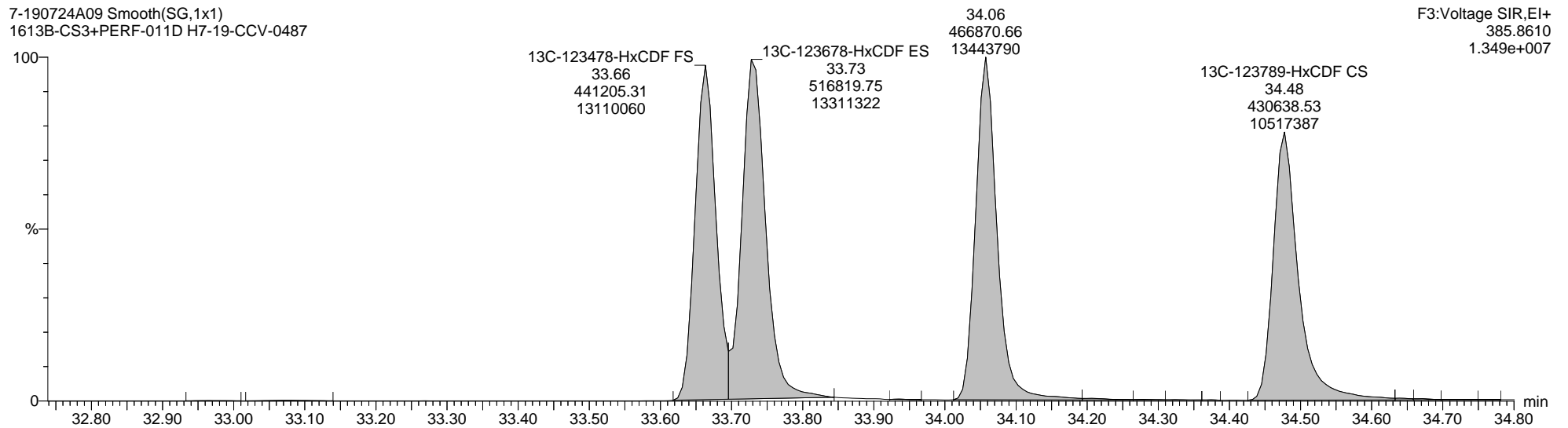
Name: 7-190724A09, Date: 24-Jul-2019, Time: 21:32:42, ID: H7-19-CCV-0487, Description: 1613B-CS3+PERF-011D, Vial: Tray1:1

13C-123678-HxCDF ES

7-190724A09 Smooth(SG,1x1)
1613B-CS3+PERF-011D H7-19-CCV-0487



7-190724A09 Smooth(SG,1x1)
1613B-CS3+PERF-011D H7-19-CCV-0487



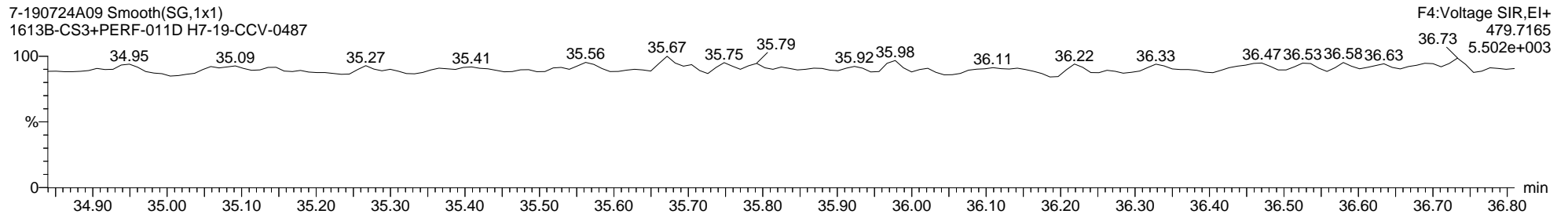
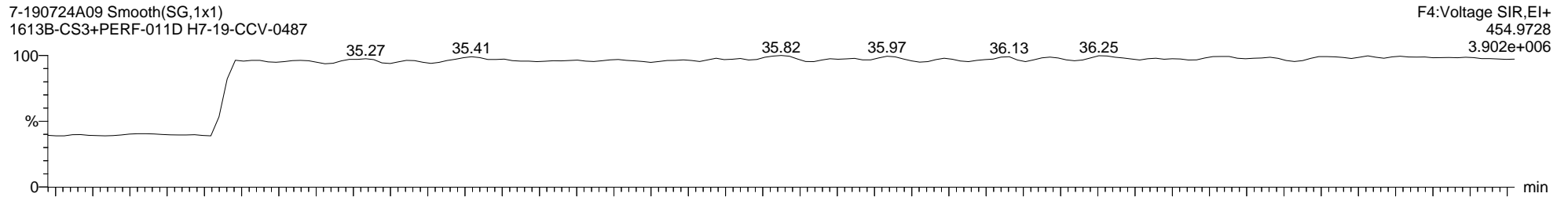


Quantify Sample Report MassLynx MassLynx V4.1 SCN 901

Dataset: C:\MassLynx\Dioxin.PRO\Result Files\7-190724A-ICAL_M23_QC.qld

Last Altered: Thursday, July 25, 2019 09:33:09 Eastern Daylight Time
Printed: Friday, August 30, 2019 14:30:49 Eastern Daylight Time

Name: 7-190724A09, Date: 24-Jul-2019, Time: 21:32:42, ID: H7-19-CCV-0487, Description: 1613B-CS3+PERF-011D, Vial: Tray1:1

Total-Heptafurans



Quantify Sample Report

MassLynx MassLynx V4.1 SCN 901

Dataset: C:\MassLynx\Dioxin.PRO\Result Files\7-190724A-ICAL_M23_QC.qld

Last Altered: Thursday, July 25, 2019 09:33:09 Eastern Daylight Time

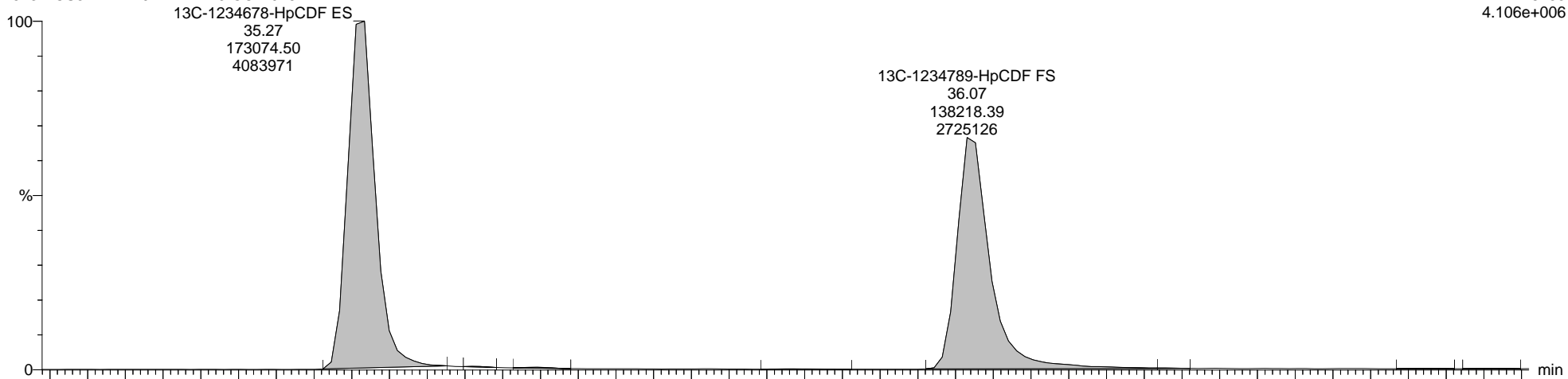
Printed: Friday, August 30, 2019 14:30:49 Eastern Daylight Time

Name: 7-190724A09, Date: 24-Jul-2019, Time: 21:32:42, ID: H7-19-CCV-0487, Description: 1613B-CS3+PERF-011D, Vial: Tray1:1

13C-1234678-HpCDF ES

7-190724A09 Smooth(SG,1x1)
1613B-CS3+PERF-011D H7-19-CCV-0487

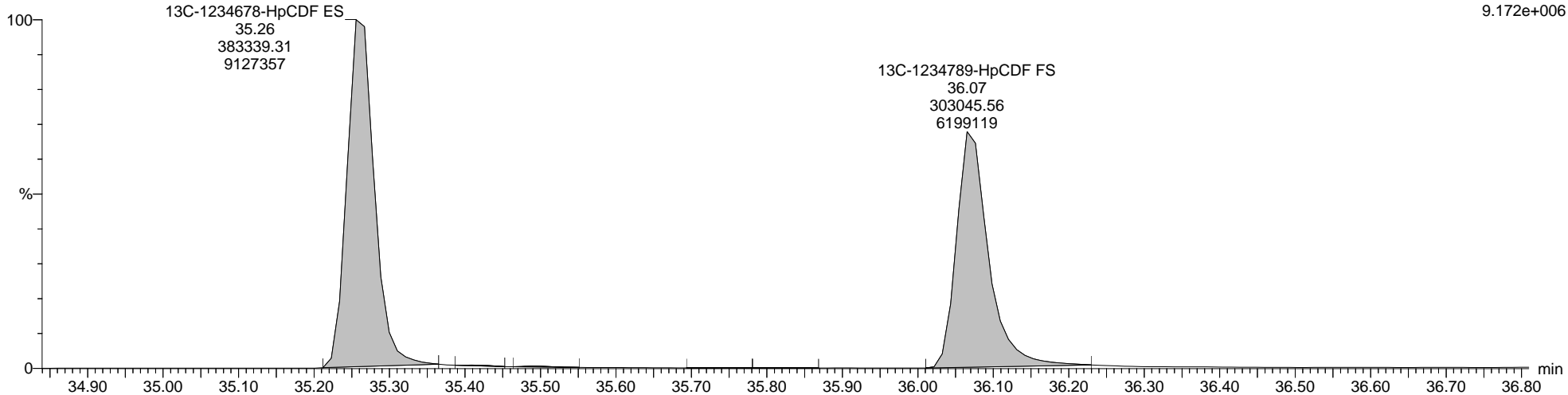
F4:Voltage SIR,EI+
417.8253
4.106e+006



7-190724A09 Smooth(SG,1x1)

1613B-CS3+PERF-011D H7-19-CCV-0487

F4:Voltage SIR,EI+
419.8220
9.172e+006



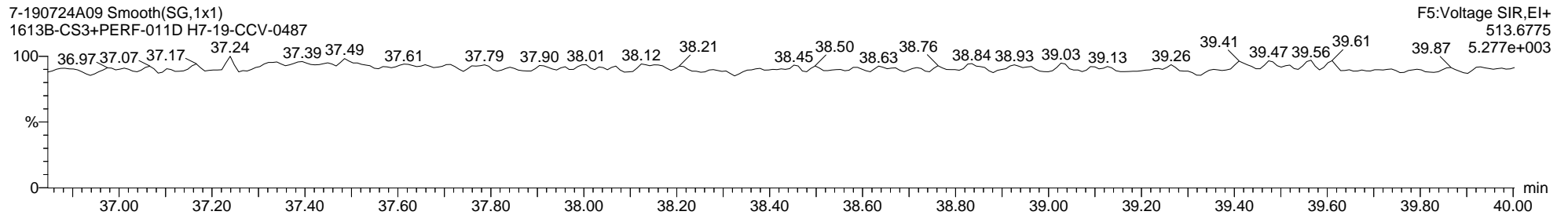
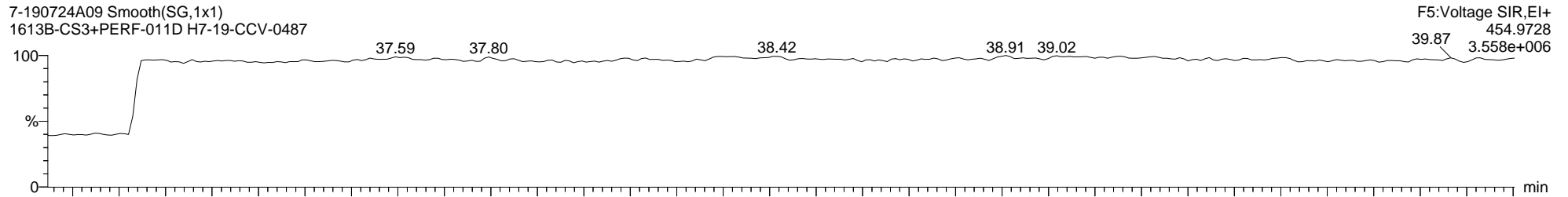
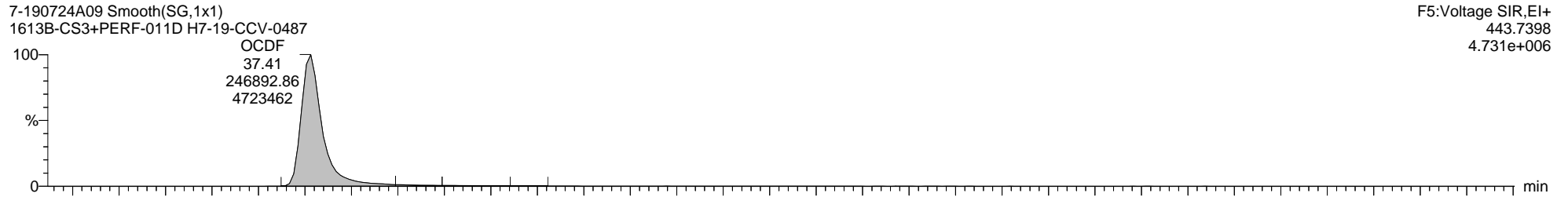

Quantify Sample Report MassLynx MassLynx V4.1 SCN 901

Dataset: C:\MassLynx\Dioxin.PRO\Result Files\7-190724A-ICAL_M23_QC.qld

Last Altered: Thursday, July 25, 2019 09:33:09 Eastern Daylight Time
Printed: Friday, August 30, 2019 14:30:49 Eastern Daylight Time

Name: 7-190724A09, Date: 24-Jul-2019, Time: 21:32:42, ID: H7-19-CCV-0487, Description: 1613B-CS3+PERF-011D, Vial: Tray1:1

Totals-OCDF



Quantify Audit Report MassLynx MassLynx V4.1 SCN 901

Dataset: C:\MassLynx\Dioxin.PRO\Result Files\7-190724A-ICAL_M23_QC.qld

Last Altered: Thursday, July 25, 2019 09:33:09 Eastern Daylight Time

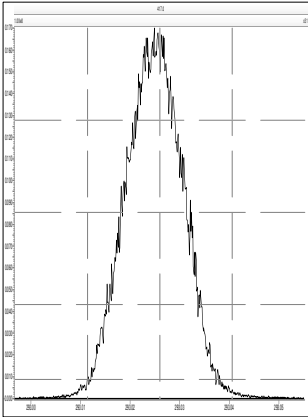
Printed: Friday, August 30, 2019 14:30:49 Eastern Daylight Time

Date	Time	Event	Details	Comments
25-Jul-19	09:31:55	Process Extract		
25-Jul-19	09:31:55	Process Integrate		
25-Jul-19	09:31:55	Process Quantify		
25-Jul-19	09:31:55	Dataset Created		
25-Jul-19	09:32:06	Pre modification peak	Sample:7-190724A05, Compound:TD, RT:28.095	
25-Jul-19	09:32:06	Peak modified	Sample:7-190724A05, Compound:TD, RT:28.095	TP190725MB
25-Jul-19	09:32:19	Pre modification peak	Sample:7-190724A05, Compound:HXD, RT:34.213	
25-Jul-19	09:32:19	Peak modified	Sample:7-190724A05, Compound:HXD, RT:34.213	TP190725MB
25-Jul-19	09:32:19	Pre modification peak	Sample:7-190724A05, Compound:HXD, RT:34.167	
25-Jul-19	09:32:19	Peak modified	Sample:7-190724A05, Compound:HXD, RT:34.167	TP190725MB
25-Jul-19	09:32:32	Pre modification peak	Sample:7-190724A05, Compound:TF, RT:27.171	
25-Jul-19	09:32:32	Peak modified	Sample:7-190724A05, Compound:TF, RT:27.171	TP190725MB
25-Jul-19	09:32:32	Pre modification peak	Sample:7-190724A05, Compound:TF, RT:27.171	
25-Jul-19	09:32:32	Peak modified	Sample:7-190724A05, Compound:TF, RT:27.171	TP190725MB
25-Jul-19	09:32:57	Pre modification peak	Sample:7-190724A05, Compound:PF-f2, RT:31.904	
25-Jul-19	09:32:57	Peak modified	Sample:7-190724A05, Compound:PF-f2, RT:31.904	TP190725MB
25-Jul-19	09:32:57	Pre modification peak	Sample:7-190724A05, Compound:PF-f2, RT:31.204	
25-Jul-19	09:32:57	Peak modified	Sample:7-190724A05, Compound:PF-f2, RT:31.204	TP190725MB
25-Jul-19	09:32:57	Pre modification peak	Sample:7-190724A05, Compound:PF-f2, RT:31.904	
25-Jul-19	09:32:57	Peak modified	Sample:7-190724A05, Compound:PF-f2, RT:31.904	TP190725MB
25-Jul-19	09:32:57	Pre modification peak	Sample:7-190724A05, Compound:PF-f2, RT:31.204	
25-Jul-19	09:32:57	Peak modified	Sample:7-190724A05, Compound:PF-f2, RT:31.204	TP190725MB
25-Jul-19	09:33:08	Pre modification peak	Sample:7-190724A05, Compound:HXF, RT:34.491	
25-Jul-19	09:33:08	Peak modified	Sample:7-190724A05, Compound:HXF, RT:34.491	TP190725MB
25-Jul-19	09:33:08	Pre modification peak	Sample:7-190724A05, Compound:HXF, RT:34.484	
25-Jul-19	09:33:08	Peak modified	Sample:7-190724A05, Compound:HXF, RT:34.484	TP190725MB
25-Jul-19	09:33:43	Dataset Saved	Saved to 'C:\MassLynx\Dioxin.PRO\Result Files\7-190724A-I...	

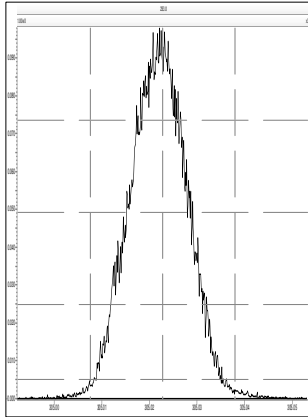
File: Experiment: Dioxin_1613B.exp Reference: Pfk.ref Function: 1 @ 200 (ppm)

Printed: Wednesday, July 24, 2019 15:54:14 Eastern Daylight Time

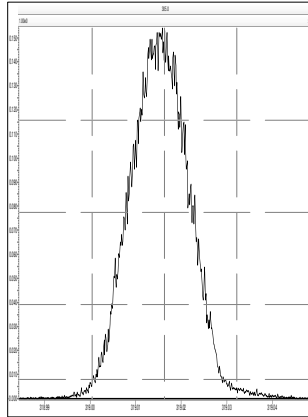
M 292.9824 R 11624



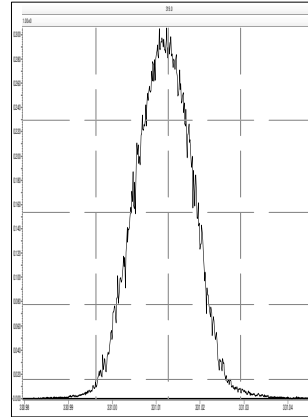
M 304.9824 R 11363



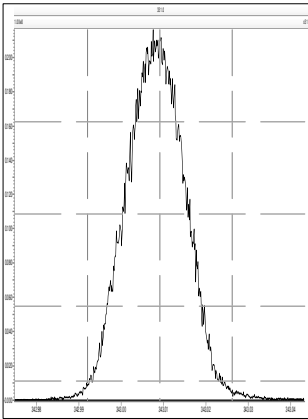
M 318.9792 R 11466



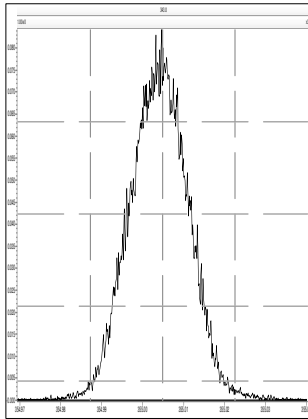
M 330.9792 R 11212



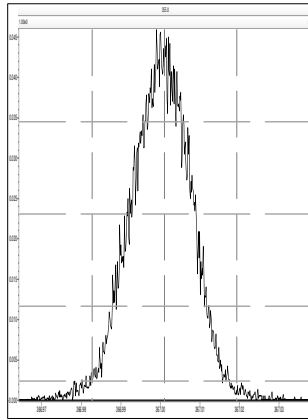
M 342.9792 R 10964



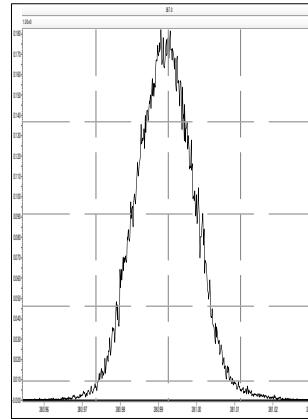
M 354.9792 R 11064



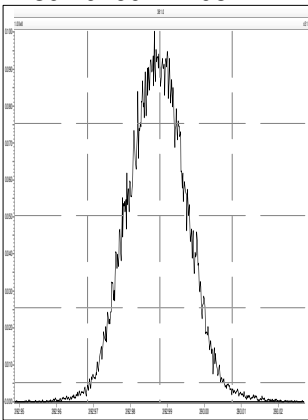
M 366.9792 R 10460



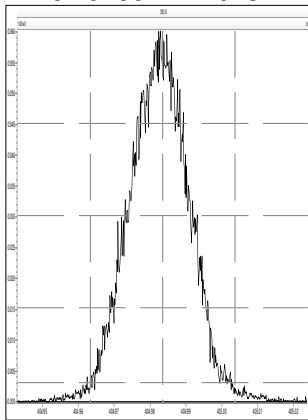
M 380.9760 R 10683



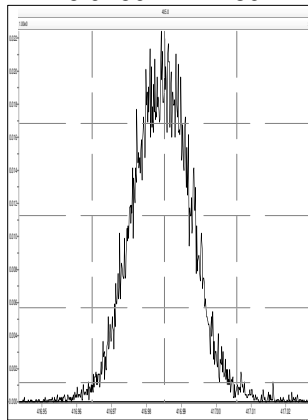
M 392.9760 R 10871



M 404.9760 R 11013



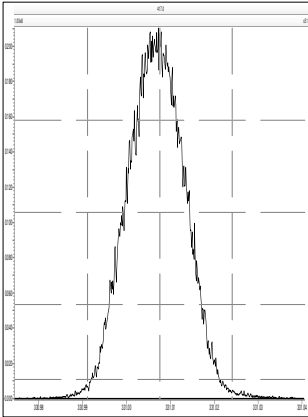
M 416.9760 R 11159



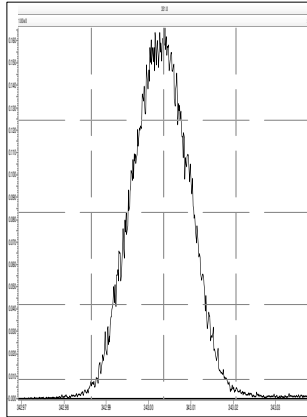
File: Experiment: Dioxin_1613B.exp Reference: Pfk.ref Function: 2 @ 200 (ppm)

Printed: Wednesday, July 24, 2019 15:54:42 Eastern Daylight Time

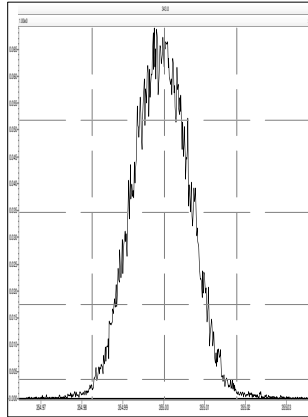
M 330.9792 R 11212



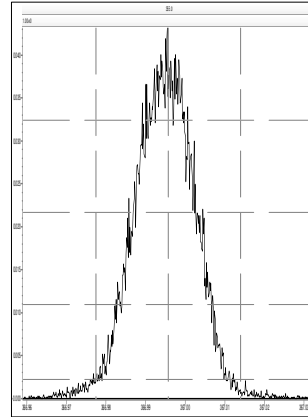
M 342.9792 R 11260



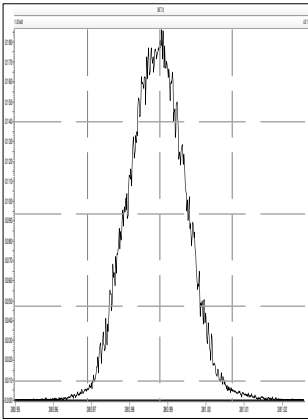
M 354.9792 R 11108



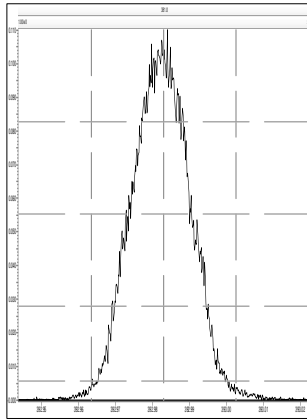
M 366.9792 R 10331



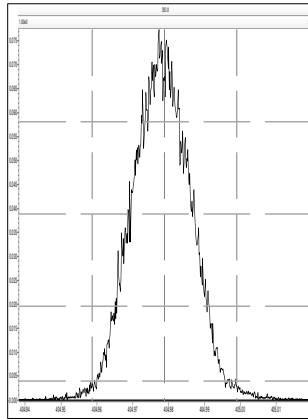
M 380.9760 R 11164



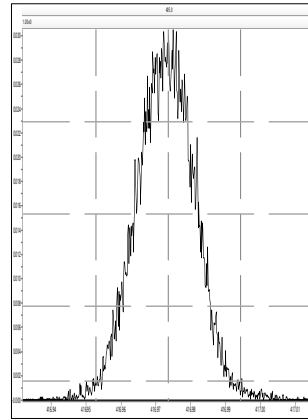
M 392.9760 R 11108



M 404.9760 R 11312



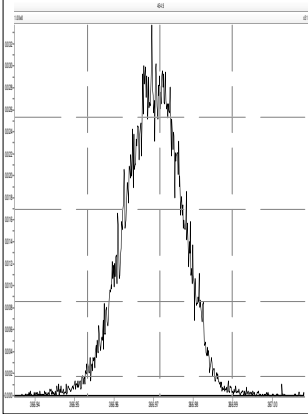
M 416.9760 R 11366



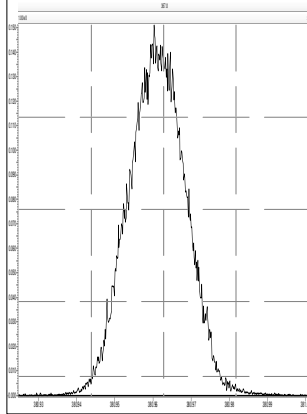
File: Experiment: Dioxin_1613B.exp Reference: Pfk.ref Function: 3 @ 200 (ppm)

Printed: Wednesday, July 24, 2019 15:55:05 Eastern Daylight Time

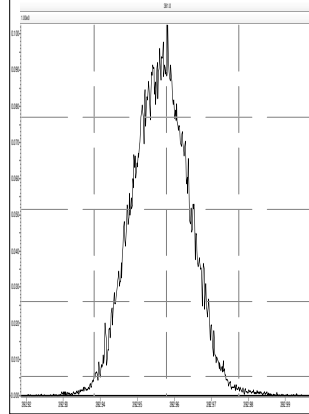
M 366.9792 R 10822



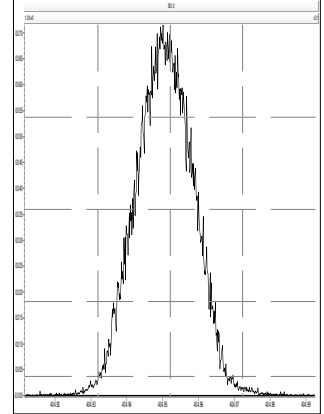
M 380.9760 R 11315



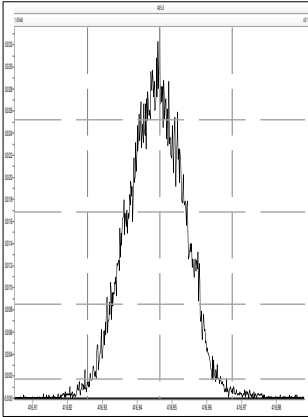
M 392.9760 R 11364



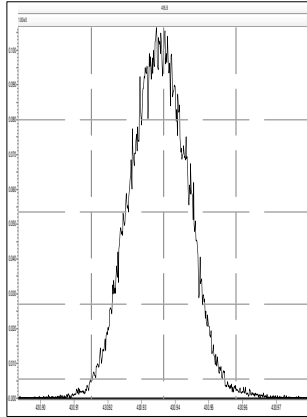
M 404.9760 R 11260



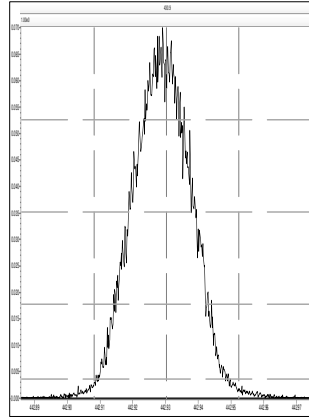
M 416.9760 R 10915



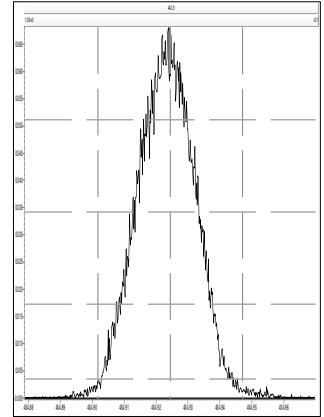
M 430.9728 R 10913



M 442.9728 R 10916



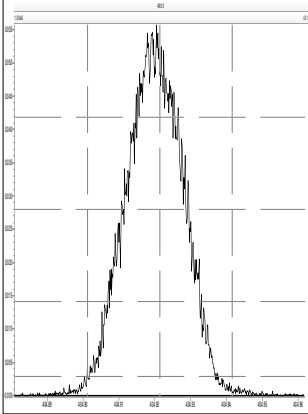
M 454.9728 R 11014



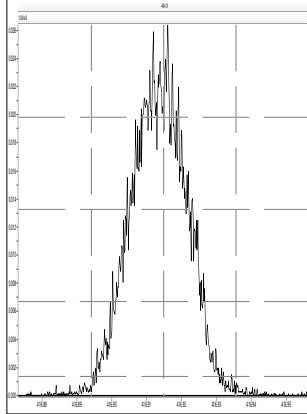
File: Experiment: Dioxin_1613B.exp Reference: Pfk.ref Function: 4 @ 200 (ppm)

Printed: Wednesday, July 24, 2019 15:55:29 Eastern Daylight Time

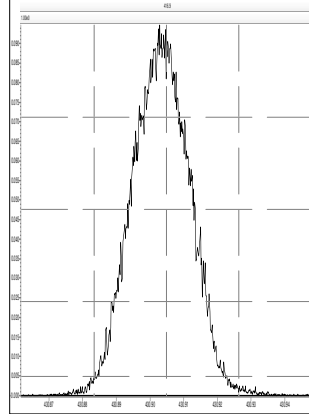
M 404.9760 R 11016



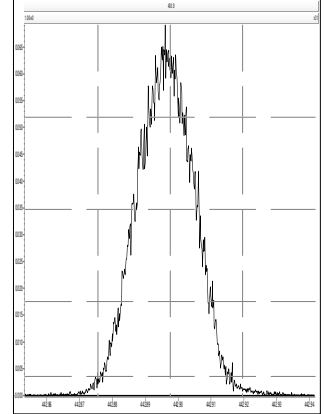
M 416.9760 R 11849



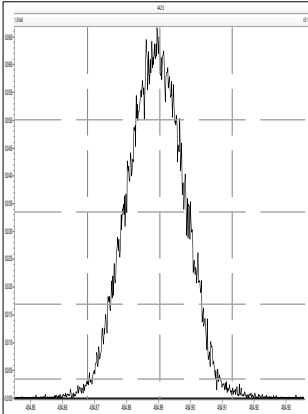
M 430.9728 R 10964



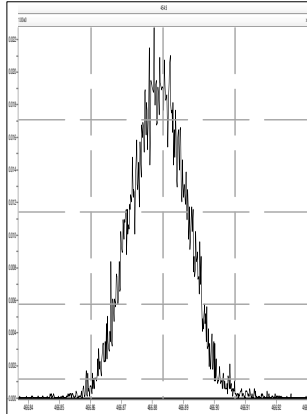
M 442.9728 R 11790



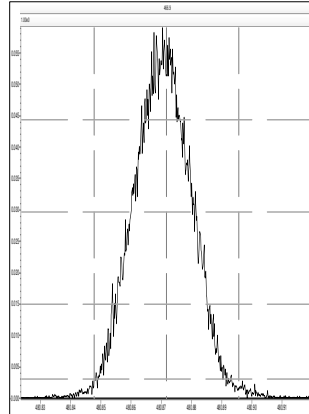
M 454.9728 R 11682



M 466.9728 R 11315



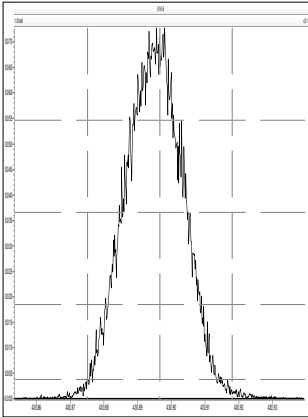
M 480.9696 R 11313



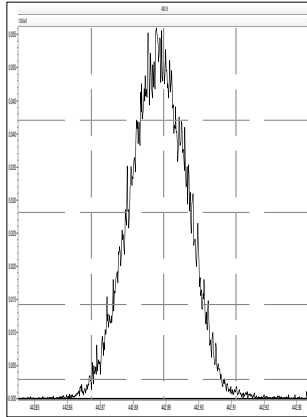
File: Experiment: Dioxin_1613B.exp Reference: Pfk.ref Function: 5 @ 200 (ppm)

Printed: Wednesday, July 24, 2019 15:55:52 Eastern Daylight Time

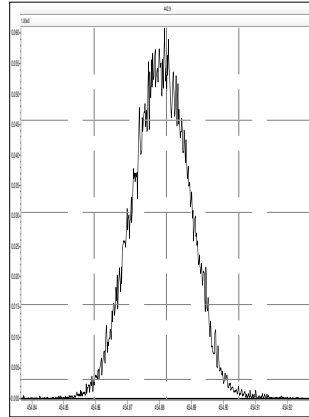
M 430.9728 R 11736



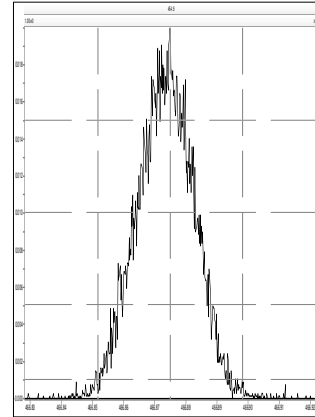
M 442.9728 R 11310



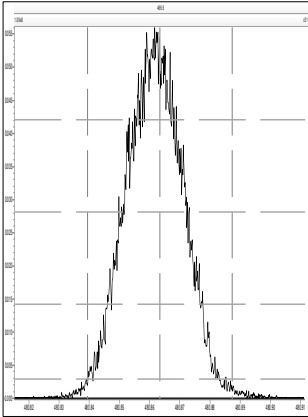
M 454.9728 R 11312



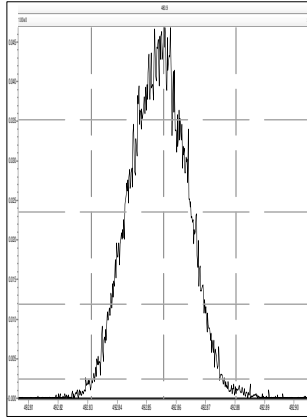
M 466.9728 R 11466



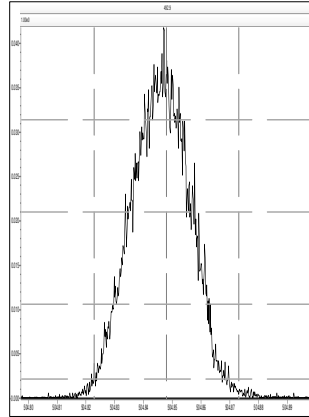
M 480.9696 R 10962



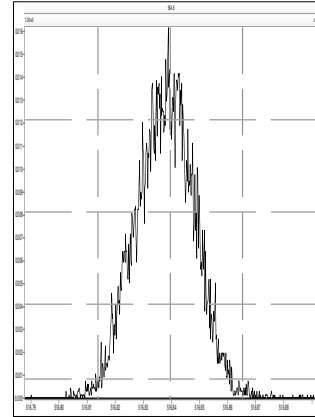
M 492.9696 R 11363



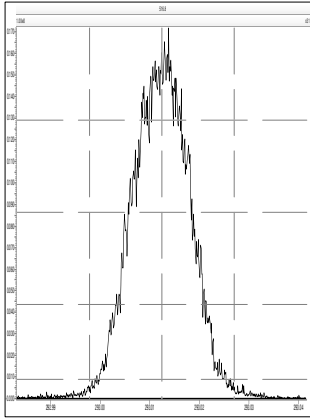
M 504.9696 R 11112



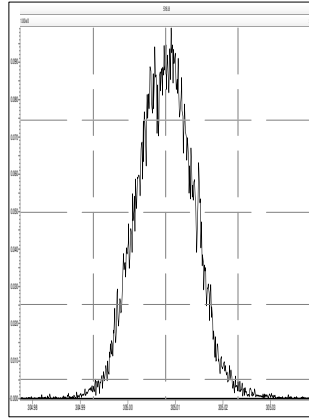
M 516.9697 R 11016



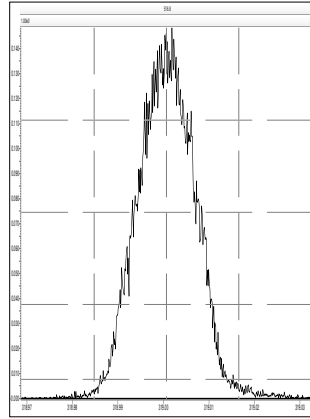
M 292.9824 R 11605



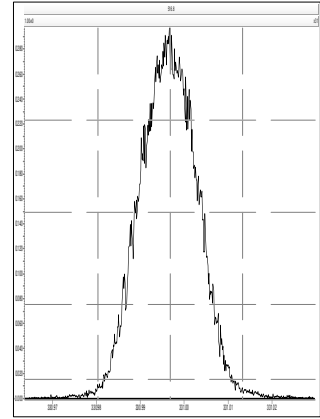
M 304.9824 R 11235



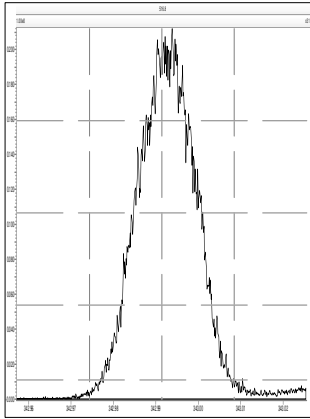
M 318.9792 R 11446



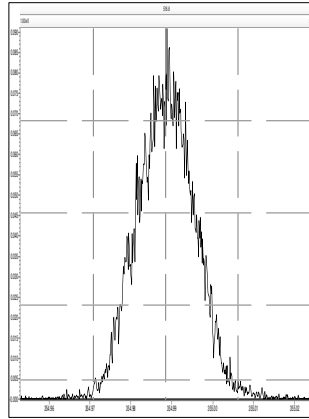
M 330.9792 R 11365



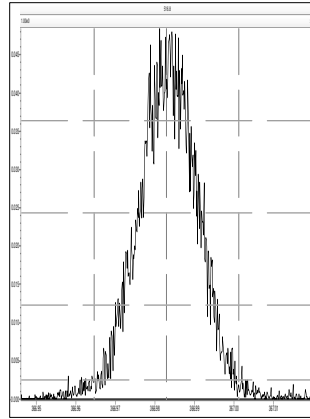
M 342.9792 R 11236



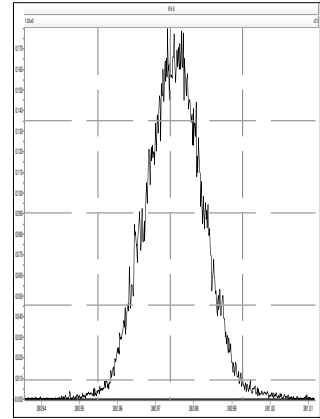
M 354.9792 R 11669



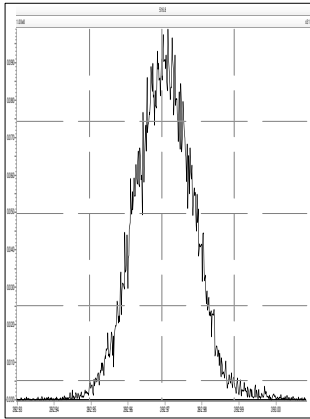
M 366.9792 R 11712



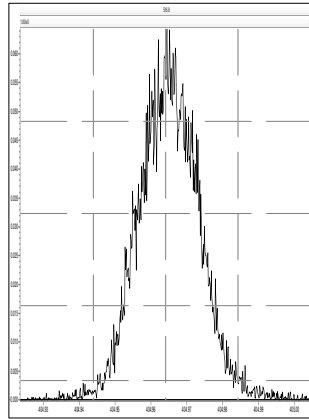
M 380.9760 R 11338



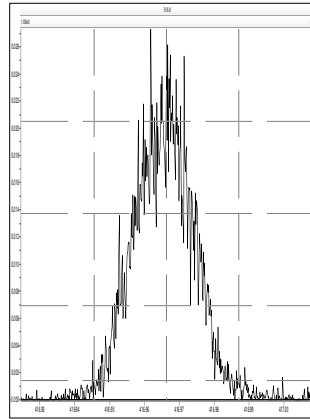
M 392.9760 R 11069



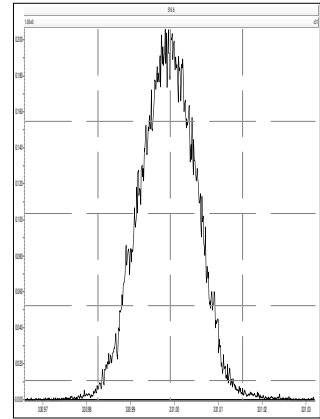
M 404.9760 R 11185



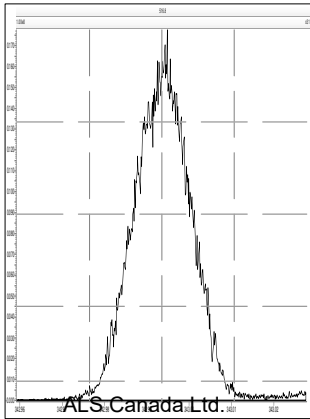
M 416.9760 R 11712



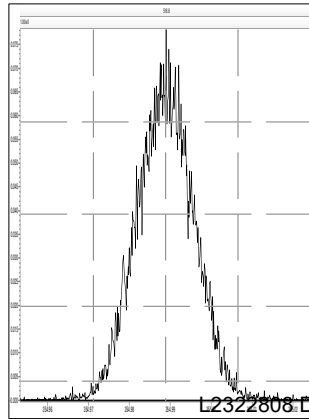
M 330.9792 R 11467



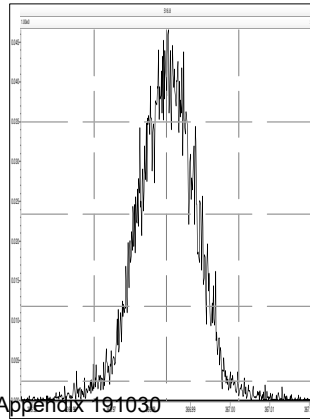
M 342.9792 R 11389



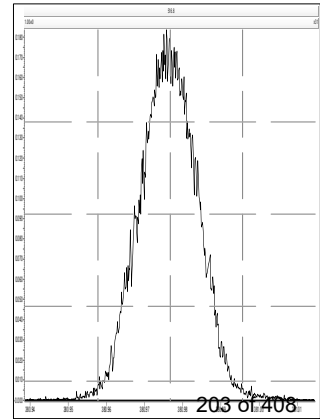
M 354.9792 R 11240



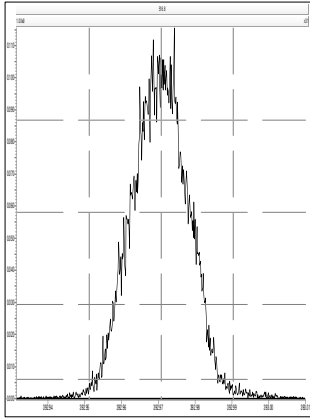
M 366.9792 R 12400



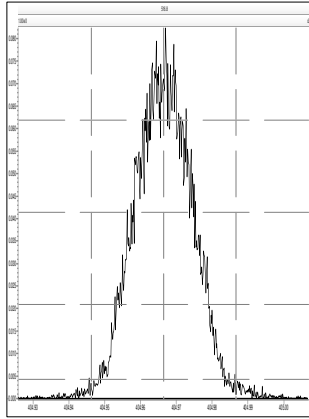
M 380.9760 R 11554



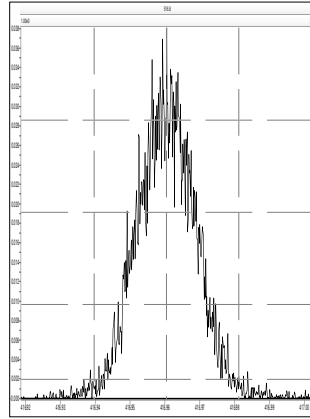
M 392.9760 R 11417



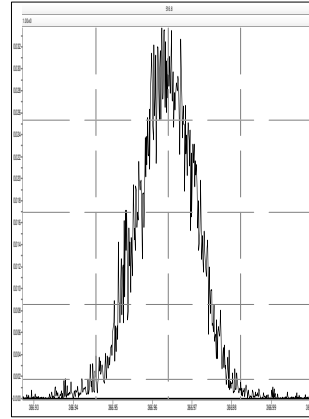
M 404.9760 R 11473



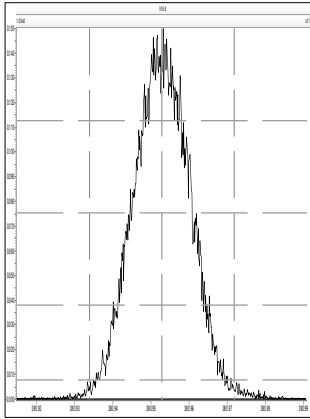
M 416.9760 R 12149



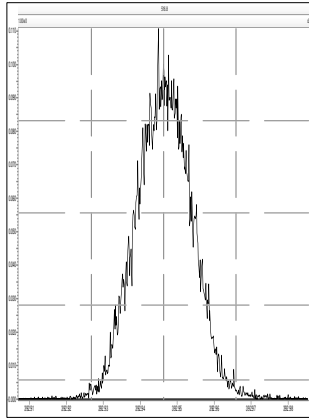
M 366.9792 R 11594



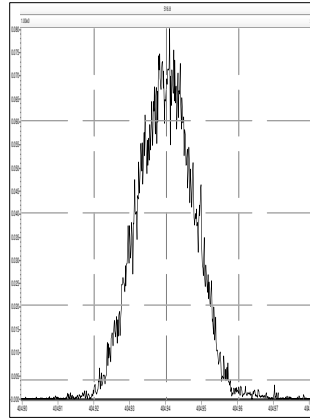
M 380.9760 R 11582



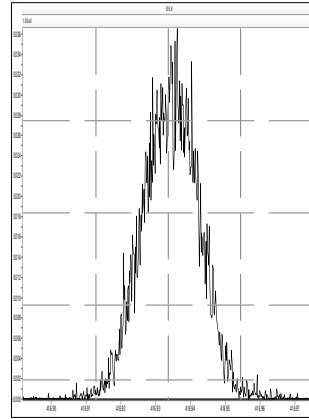
M 392.9760 R 11547



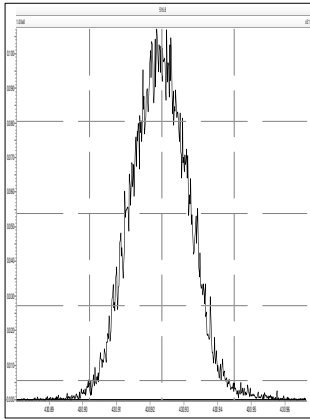
M 404.9760 R 11576



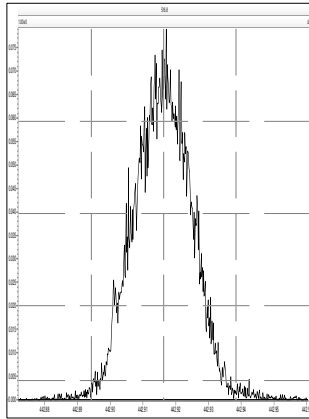
M 416.9760 R 12167



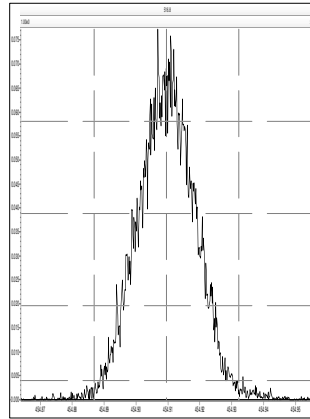
M 430.9728 R 11289



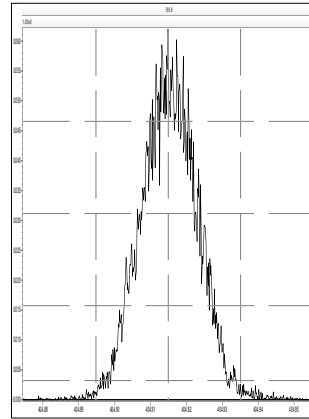
M 442.9728 R 12048



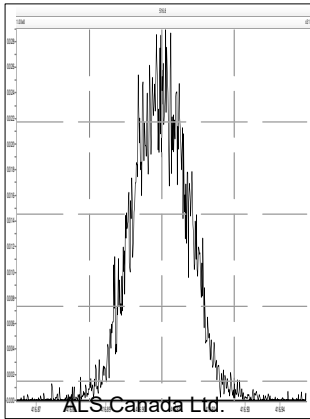
M 454.9728 R 11365



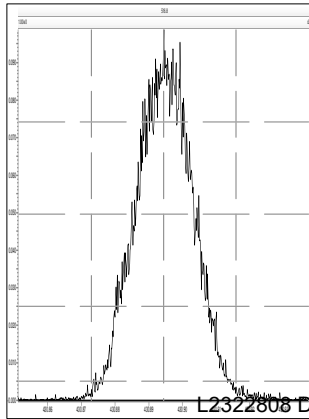
M 404.9760 R 11854



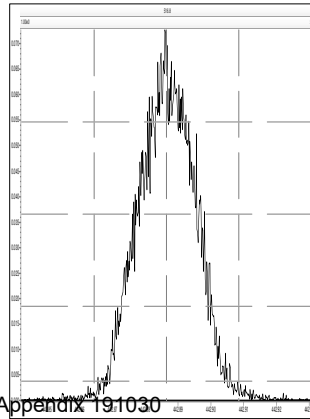
M 416.9760 R 11757



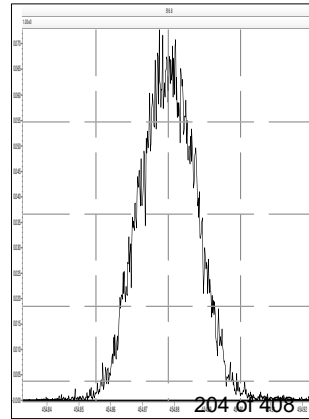
M 430.9728 R 11446



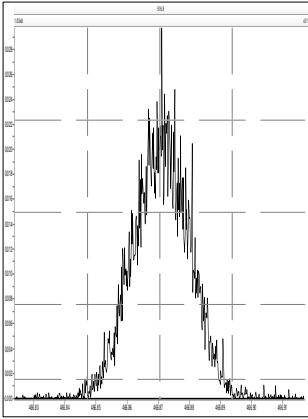
M 442.9728 R 12019



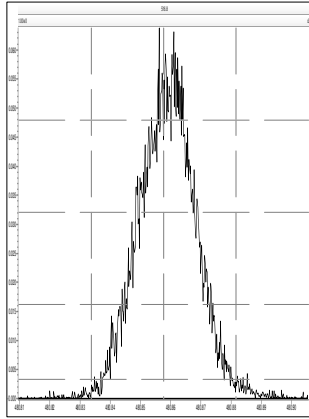
M 454.9728 R 12197



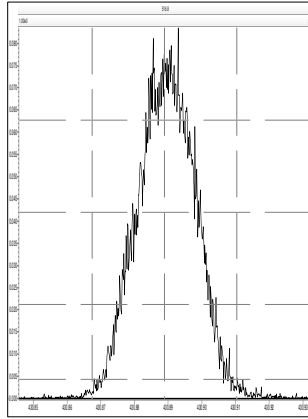
M 466.9728 R 12306



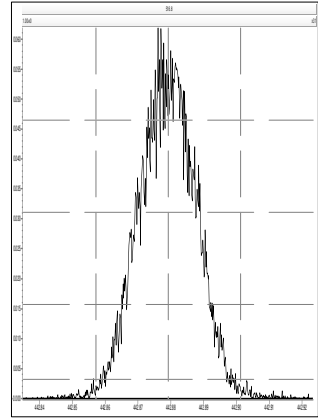
M 480.9696 R 11363



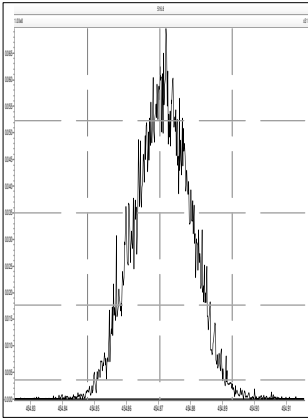
M 430.9728 R 11793



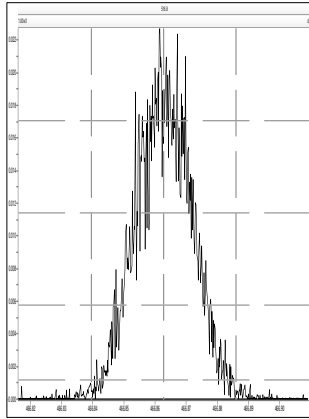
M 442.9728 R 11963



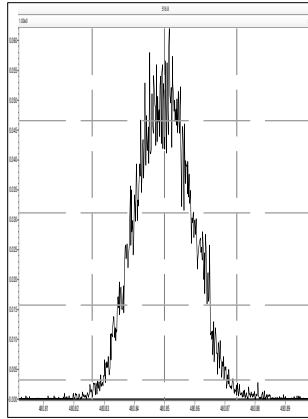
M 454.9728 R 11186



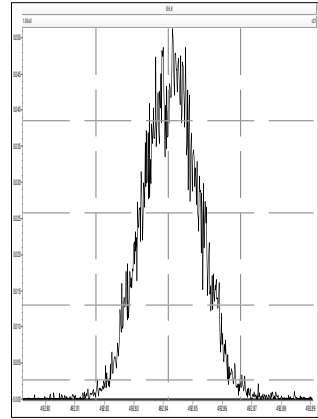
M 466.9728 R 12233



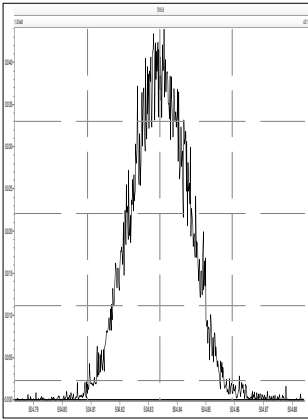
M 480.9696 R 11526



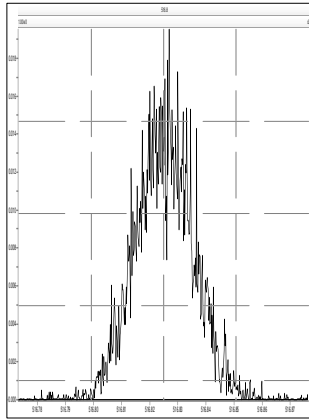
M 492.9696 R 12023



M 504.9696 R 11712



M 516.9697 R 11993



Sample List Report

MassLynx 4.1 SCN815 SCN795

Sample List: C:\MassLynx\Default.pro\Sampledb\7-190816A-RUN.SPL
 Last Modified: Thursday, August 15, 2019 14:57:57 Eastern Daylight Time
 Printed: Friday, August 16, 2019 09:13:19 Eastern Daylight Time

Page 1 of 2

Page Position (1, 1)

File Name	Sample ID	File Text	MS File	Inlet File	Vial	Inject Volume
1	7-190816A01	H7-19-CCV-0533	1613B-CS3+PERF-011D	Dioxin_1613B	Dioxin_1613B	Tray1:1 1.000000
2	7-190816A02	TOLUENE	INST BLANK	Dioxin_1613B	Dioxin_1613B	Tray1:2 2.000000
3	7-190816A03	TOLUENE	INST BLANK	Dioxin_1613B	Dioxin_1613B	Tray1:2 2.000000
4	7-190816A04	WG3129963-1	1613 MB RW	Dioxin_1613B	Dioxin_1613B	Tray1:3 1.000000
5	7-190816A05	L2326105-7 --NQ	1613 RW	Dioxin_1613B	Dioxin_1613B	Tray1:4 1.000000
6	7-190816A06	WG3129963-4*	DUP (L2323105-7) RW	Dioxin_1613B	Dioxin_1613B	Tray1:5 1.000000
7	7-190816A07	H7-19-CCV-0534	1613B-CS3+PERF-011D	Dioxin_1613B	Dioxin_1613B	Tray1:1 1.000000
8	7-190816A08	WG3116369-2	M23 LCS	Dioxin_1613B	Dioxin_1613B	Tray1:6 1.000000
9	7-190816A09	TOLUENE	INST BLANK	Dioxin_1613B	Dioxin_1613B	Tray1:2 2.000000
10	7-190816A10	TOLUENE	INST BLANK	Dioxin_1613B	Dioxin_1613B	Tray1:2 2.000000
11	7-190816A11	WG3116369-1	M23 MB	Dioxin_1613B	Dioxin_1613B	Tray1:7 1.000000
12	7-190816A12	WG3116369-4	M23 MB	Dioxin_1613B	Dioxin_1613B	Tray1:8 1.000000
13	7-190816A13	L2310263-1	M23	Dioxin_1613B	Dioxin_1613B	Tray1:9 1.000000
14	7-190816A14	L2310263-2	M23	Dioxin_1613B	Dioxin_1613B	Tray1:10 1.000000
15	7-190816A15	L2310263-3	M23	Dioxin_1613B	Dioxin_1613B	Tray1:11 1.000000
16	7-190816A16	L2316030-1	M23	Dioxin_1613B	Dioxin_1613B	Tray1:12 1.000000
17	7-190816A17	L2316030-2	M23	Dioxin_1613B	Dioxin_1613B	Tray1:13 1.000000
18	7-190816A18	L2316030-3	M23	Dioxin_1613B	Dioxin_1613B	Tray1:14 1.000000
19	7-190816A19	L2320141-1	M23	Dioxin_1613B	Dioxin_1613B	Tray1:15 1.000000
20	7-190816A20	L2320141-2	M23	Dioxin_1613B	Dioxin_1613B	Tray1:16 1.000000
21	7-190816A21	L2320141-3	M23	Dioxin_1613B	Dioxin_1613B	Tray1:17 1.000000
22	7-190816A22	L2322808-1	M23	Dioxin_1613B	Dioxin_1613B	Tray1:18 1.000000
23	7-190816A23	L2322808-2 --DNR	M23	Dioxin_1613B	Dioxin_1613B	Tray1:19 1.000000
24	7-190816A24	L2322808-3	M23	Dioxin_1613B	Dioxin_1613B	Tray1:20 1.000000
25	7-190816A25	H7-19-CCV-0535	1613B-CS3+PERF-011D	Dioxin_1613B	Dioxin_1613B	Tray1:1 1.000000

VP ✓ * REPORTED RESULTS 0815A1 * 7-190816A1-Q1
 PMR ✓ ✓ 7-190816A2-Q2 - 08167D
 INS ✓
 CO ✓
 REC/RAT CCV 534 13C 1234676 HPLC/RES ↑ (145)
 S13, 14, 16, 17, 20, 22 SELECT FS ↓
 DILN ✓
 LM/APE ✓
 CC ✓
 MR ✓
 RL ✓
 RES ✓
 DATA ✓

Sample List Report

MassLynx MassLynx V4.1 SCN 901

Sample List: C:\MassLynx\Dioxin.PRO\SampleDB\7-190816A-Q2.SPL
 Last Modified: Friday, August 16, 2019 16:22:29 Eastern Daylight Time
 Printed: Friday, August 30, 2019 14:34:30 Eastern Daylight Time

	File Name	Sample ID	File Text	Sample Type	Na Conc Te	Na Conc Pe-Hp	Na Conc Oc	ES Conc Te-Hp	ES Conc Oc	Conc IS	Conc CS	Conc FS 37Cl	Conc FS Pe-Hp
1	7-190816A07	H7-19-CCV-0534	1613B-CS3+PERF-011D	Analyte	10	50	100	100	200	100	100	10	100
2	7-190816A08	WG3116369-2	M23 LCS	Analyte	400	2000	4000	4000	8000	4000	4000	---	---
3	7-190816A09	TOLUENE	INST BLANK	Analyte	---	---	---	4000	8000	4000	4000	---	---
4	7-190816A10	TOLUENE	INST BLANK	Analyte	---	---	---	4000	8000	4000	4000	---	---
5	7-190816A11	WG3116369-1	M23 MB	Analyte	---	---	---	4000	8000	4000	4000	---	---
6	7-190816A12	WG3116369-4	M23 MB	Analyte	---	---	---	4000	8000	4000	4000	---	---
7	7-190816A13	L2310263-1	M23	Analyte	---	---	---	4000	8000	4000	4000	600	6000
8	7-190816A14	L2310263-2	M23	Analyte	---	---	---	4000	8000	4000	4000	600	6000
9	7-190816A15	L2310263-3	M23	Analyte	---	---	---	4000	8000	4000	4000	600	6000
10	7-190816A16	L2316030-1	M23	Analyte	---	---	---	4000	8000	4000	4000	600	6000
11	7-190816A17	L2316030-2	M23	Analyte	---	---	---	4000	8000	4000	4000	600	6000
12	7-190816A18	L2316030-3	M23	Analyte	---	---	---	4000	8000	4000	4000	600	6000
13	7-190816A19	L2320141-1	M23	Analyte	---	---	---	4000	8000	4000	4000	600	6000
14	7-190816A20	L2320141-2	M23	Analyte	---	---	---	4000	8000	4000	4000	600	6000
15	7-190816A21	L2320141-3	M23	Analyte	---	---	---	4000	8000	4000	4000	600	6000
16	7-190816A22	L2322808-1	M23	Analyte	---	---	---	4000	8000	4000	4000	600	6000
17	7-190816A23	L2322808-2	M23	Analyte	---	---	---	4000	8000	4000	4000	600	6000
18	7-190816A24	L2322808-3	M23	Analyte	---	---	---	4000	8000	4000	4000	600	6000
19	7-190816A25	H7-19-CCV-0535	1613B-CS3+PERF-011D	Analyte	10	50	100	100	200	100	100	10	100

Quantify Sample Summary Report **MassLynx MassLynx V4.1 SCN 901**

Dataset: C:\MassLynx\Dioxin.PRO\Result Files\7-190816A2-Q2-0816TP.qld

Last Altered: Monday, August 19, 2019 11:56:41 Eastern Daylight Time

Printed: Friday, August 30, 2019 14:35:25 Eastern Daylight Time

Method: C:\MassLynx\Dioxin.PRO\MethDB\Dioxin_M23A.mdb 16 Aug 2019 16:13:30
Calibration: C:\MassLynx\Dioxin.PRO\CurveDB\7-190724A-CAL5-M23.cdb 25 Jul 2019 09:29:35

Name: 7-190816A07, Date: 16-Aug-2019, Time: 02:13:21, ID: H7-19-CCV-0534, Description: 1613B-CS3+PERF-011D, Vial: Tray1:1

	Target Analyte	#Hom	Total Area	Ion1 Area	Ion2 Area	Ra	Ra Fail=YES	RT	RRT	RT LCL	RT UCL	pg	%Rec	Mod.Comment	Noise 1	Noise 2
1	2378-TCDD		97699.437	43892.207	53807	0.82	NO	28.12	1.00	28.09	28.16	12.24285	122.4		538	621
2	12378-PeCDD		301955.609	187304.531	114651	1.63	NO	32.16	1.00	32.13	32.19	57.22365	114.4		1004	611
3	123478-HxCDD		288466.375	166527.422	121939	1.37	NO	34.21	0.99	34.18	34.25	47.97739	96.0		2917	3944
4	123678-HxCDD		364843.078	198254.156	166589	1.19	NO	34.26	1.00	34.23	34.30	55.65326	111.3		2917	3944
5	123789-HxCDD		313554.031	174376.281	139178	1.25	NO	34.39	1.00	34.35	34.42	49.39427	98.8		2917	3944
6	1234678-HpCDD		299949.094	151222.125	148727	1.02	NO	35.89	1.00	35.86	35.92	54.88138	109.8		2346	1719
7	OCDD		504307.813	239569.000	264739	0.90	NO	37.39	1.00	37.36	37.43	110.29306	110.3		1511	1349
8	2378-TCDF		146823.461	63149.461	83674	0.75	NO	27.20	1.00	27.17	27.23	12.46123	124.6		489	942
9	12378-PeCDF		476127.656	294388.031	181740	1.62	NO	31.24	1.00	31.20	31.27	54.63432	109.3		1354	1535
10	23478-PeCDF		606713.672	366550.469	240163	1.53	NO	31.95	1.16	31.92	31.98	62.63682	125.3		1354	1535
11	123478-HxCDF		404173.875	218480.516	185693	1.18	NO	33.72	0.98	33.69	33.75	48.94412	97.9		3439	2022
12	123678-HxCDF		505939.016	278135.813	227803	1.22	NO	33.79	1.00	33.76	33.83	56.95516	113.9		3439	2022
13	234678-HxCDF		446799.438	240702.063	206097	1.17	NO	34.12	0.99	34.08	34.15	53.75940	107.5		3439	2022
14	123789-HxCDF		377302.047	206296.359	171006	1.21	NO	34.54	1.00	34.50	34.57	51.93071	103.9		3439	2022
15	1234678-HpCDF		352517.110	224636.688	127880	1.76	NO	35.32	1.00	35.29	35.35	51.65204	103.3		2859	1893
16	1234789-HpCDF		302944.703	197095.797	105849	1.86	NO	36.13	1.05	36.10	36.16	52.52327	105.0		2859	1893
17	OCDF		637872.938	297477.344	340396	0.87	NO	37.48	1.00	37.44	37.51	121.32396	121.3		1016	1344
18	37Cl-2378-TCDD FS		88354.984	88354.984				28.12	1.00	28.09	28.16	10.67414	106.7		574	
19	13C-123478-HxCDD FS		550345.344	317572.781	232773	1.36	NO	34.21	0.99	34.17	34.24	86.41929	86.4		2217	3113
20	13C-23478-PeCDF FS		1171162.719	720392.875	450770	1.60	NO	31.94	1.16	31.90	31.97	109.98116	110.0		757	820
21	13C-123478-HxCDF FS		697881.828	239801.109	458081	0.52	NO	33.71	0.98	33.68	33.75	89.33140	89.3		2020	2904
22	13C-1234789-HpCDF FS		603651.937	191842.781	411809	0.47	NO	36.13	1.05	36.10	36.16	94.70149	94.7		1754	2958
23	13C-2378-TCDD ES		717364.782	321013.969	396351	0.81	NO	28.11	1.02	28.08	28.14	105.49355	105.5		1046	671
24	13C-12378-PeCDD ES		586928.047	354915.031	232013	1.53	NO	32.15	1.17	32.12	32.18	105.26474	105.3		968	467
25	13C-123678-HxCDD ES		707940.063	382842.813	325097	1.18	NO	34.26	1.00	34.22	34.29	112.56012	112.6		2217	3113
26	13C-1234678-HpCDD ES		590019.781	303766.406	286253	1.06	NO	35.88	1.04	35.85	35.91	121.88948	121.9		2611	1899
27	13C-OCDD ES		957840.407	467110.844	490730	0.95	NO	37.38	1.09	37.35	37.42	221.11950	110.6		1626	1831
28	13C-2378-TCDF ES		1384479.2...	612480.375	771999	0.79	NO	27.19	0.99	27.15	27.22	128.73564	128.7		1881	1414
29	13C-12378-PeCDF ES		1018781.0...	621217.938	397563	1.56	NO	31.23	1.14	31.19	31.26	128.15362	128.2		757	820
30	13C-123678-HxCDF ES		902875.157	318068.719	584806	0.54	NO	33.78	0.98	33.75	33.81	119.15374	119.2		2020	2904
31	13C-1234678-HpCDF ES		779555.204	240217.266	539338	0.45	NO	35.32	1.03	35.29	35.35	144.50699	144.5		1754	2958
32	13C-123789-HxCDF CS		686905.344	234088.063	452817	0.52	NO	34.53	1.00	34.50	34.56	109.62994	109.6		2020	2904
33	13C-1234-TCDD IS		747641.751	334220.438	413421	0.81	NO	27.44	0.00	27.41	27.47	64.53475	64.5		1046	671
34	13C-123789-HxCDD IS		574631.563	324540.594	250091	1.30	NO	34.39	0.00	34.35	34.42	72.70370	72.7		2217	3113

Quantify Sample Summary Report MassLynx MassLynx V4.1 SCN 901

Dataset: C:\MassLynx\Dioxin.PRO\Result Files\7-190816A2-Q2-0816TP.qld

Last Altered: Monday, August 19, 2019 11:56:41 Eastern Daylight Time

Printed: Friday, August 30, 2019 14:35:25 Eastern Daylight Time

Name: 7-190816A07, Date: 16-Aug-2019, Time: 02:13:21, ID: H7-19-CCV-0534, Description: 1613B-CS3+PERF-011D, Vial: Tray1:1

	Target Analyte	#Hom	Total Area	Ion1 Area	Ion2 Area	Ra	Ra Fail=YES	RT	RRT	RT LCL	RT UCL	pg	%Rec	Mod.Comment	Noise 1	Noise 2
35	Total-Tetradoxins	6		202507.253								57.31521			538	
36	Total-Pentadoxins	3		589239.203								180.63583			1004	
37	Total-Hexadoxins	6		710425.355								201.78641			2917	
38	Total-Heptadoxins	2		290763.172								105.23730			2346	
39	Total-OCDD	2		240294.180								110.63391			1511	
40	Total-Tetrafurans	7		324916.538								64.20466			489	
41	Total-PeCDF-F1	1		276843.656								43.98517			279	
42	Total-Pentafurans	3		661918.425								117.44538			1354	
43	Total-Hexafurans	5		1055016.079								236.23742			3439	
44	Total-Heptafurans	2		421732.485								104.17531			2859	
45	Totals-OCDF	2		297626.863								121.38866			1016	
46	Totals-37Cl-2378-TCDD	6		89457.044								10.80728			574	

Quantify Sample Summary Report **MassLynx MassLynx V4.1 SCN 901**

Dataset: C:\MassLynx\Dioxin.PRO\Result Files\7-190816A2-Q2-0816TP.qld

Last Altered: Monday, August 19, 2019 11:56:41 Eastern Daylight Time

Printed: Friday, August 30, 2019 14:35:25 Eastern Daylight Time

Name: 7-190816A08, Date: 16-Aug-2019, Time: 03:04:19, ID: WG3116369-2, Description: M23 LCS, Vial: Tray1:6

	Target Analyte	#Hom	Total Area	Ion1 Area	Ion2 Area	Ra	Ra Fail=YES	RT	RRT	RT LCL	RT UCL	pg	%Rec	Mod.Comment	Noise 1	Noise 2
1	2378-TCDD		22520.027	10124.678	12395	0.82	NO	28.18	1.00	28.15	28.22	420.99629	105.2		445	452
2	12378-PeCDD		101796.410	61377.801	40419	1.52	NO	32.18	1.00	32.15	32.22	2112.15289	105.6		376	327
3	123478-HxCDD		95429.223	53746.285	41683	1.29	NO	34.23	0.99	34.19	34.26	2036.95574	101.8		809	908
4	123678-HxCDD		111685.054	62415.031	49270	1.27	NO	34.28	1.00	34.24	34.31	2186.44417	109.3		809	908
5	123789-HxCDD		115743.340	64866.270	50877	1.27	NO	34.41	1.00	34.37	34.44	2340.01701	117.0		809	908
6	1234678-HpCDD		105244.742	52727.570	52517	1.00	NO	35.90	1.00	35.87	35.93	2049.95650	102.5		904	994
7	OCDD		187423.828	90448.469	96975	0.93	NO	37.40	1.00	37.37	37.44	3865.35223	96.6		818	706
8	2378-TCDF		30660.928	13596.649	17064	0.80	NO	27.26	1.00	27.23	27.29	407.44362	101.9		443	629
9	12378-PeCDF		147330.258	89912.867	57417	1.57	NO	31.26	1.00	31.23	31.29	2174.97610	108.7		809	1133
10	23478-PeCDF		151489.371	92287.172	59202	1.56	NO	31.97	1.16	31.94	32.00	2012.09507	100.6		809	1133
11	123478-HxCDF		133790.930	73105.672	60685	1.20	NO	33.74	0.98	33.71	33.77	2043.61613	102.2		2943	2313
12	123678-HxCDF		161570.117	87737.117	73833	1.19	NO	33.81	1.00	33.77	33.84	2294.22654	114.7		2943	2313
13	234678-HxCDF		145764.039	80803.211	64961	1.24	NO	34.13	0.99	34.10	34.17	2212.24119	110.6		2943	2313
14	123789-HxCDF		129334.981	70685.211	58650	1.21	NO	34.55	1.00	34.52	34.58	2245.38804	112.3		2943	2313
15	1234678-HpCDF		115574.718	75560.195	40015	1.89	NO	35.34	1.00	35.31	35.38	2053.28003	102.7		1565	952
16	1234789-HpCDF		95629.083	62498.895	33130	1.89	NO	36.15	1.05	36.12	36.19	2010.27943	100.5		1565	952
17	OCDF		219296.454	101103.516	118193	0.86	NO	37.49	1.00	37.46	37.53	3933.28863	98.3		769	1032
18	37Cl-2378-TCDD FS														483	
19	13C-123478-HxCDD FS														959	969
20	13C-23478-PeCDF FS		2593.708	1500.028	1094	1.37	NO	31.96	1.16	31.93	31.99	31.33593			600	674
21	13C-123478-HxCDF FS		572.774	281.469	291	0.97	YES	33.73	0.98	33.69	33.76	9.24796			3039	3454
22	13C-1234789-HpCDF FS		1105.522	270.975	835	0.32	YES	36.15	1.05	36.12	36.19	21.02886			1109	1258
23	13C-2378-TCDD ES		192345.055	84961.258	107384	0.79	NO	28.17	1.02	28.14	28.20	2750.17276	68.8		1273	743
24	13C-12378-PeCDD ES		214429.430	131220.625	83209	1.58	NO	32.17	1.17	32.14	32.20	3739.17266	93.5		371	288
25	13C-123678-HxCDD ES		220646.821	121964.516	98682	1.24	NO	34.27	1.00	34.24	34.30	3063.40654	76.6		959	969
26	13C-1234678-HpCDD ES		221696.977	113177.641	108519	1.04	NO	35.89	1.04	35.86	35.92	3999.24801	100.0		965	978
27	13C-OCDD ES		406294.876	192481.188	213814	0.90	NO	37.39	1.09	37.36	37.43	8190.19338	102.4		1312	1307
28	13C-2378-TCDF ES		353695.609	154381.328	199314	0.77	NO	27.25	0.99	27.21	27.28	3197.68078	79.9		1737	929
29	13C-12378-PeCDF ES		316752.774	193226.547	123526	1.56	NO	31.25	1.14	31.22	31.28	3874.03514	96.9		600	674
30	13C-123678-HxCDF ES		286317.157	101181.969	185135	0.55	NO	33.80	0.98	33.77	33.83	3299.48575	82.5		3039	3454
31	13C-1234678-HpCDF ES		257175.039	77557.023	179618	0.43	NO	35.33	1.03	35.30	35.37	4162.83986	104.1		1109	1258
32	13C-123789-HxCDF CS		254166.703	87447.672	166719	0.52	NO	34.54	1.00	34.51	34.58	3542.17385	88.6		3039	3454
33	13C-1234-TCDD IS		307581.672	135434.500	172147	0.79	NO	27.50	0.00	27.47	27.53	26.54976	0.7		1273	743
34	13C-123789-HxCDD IS		263227.070	145708.234	117519	1.24	NO	34.40	0.00	34.37	34.43	33.30409	0.8		959	969
35	Total-Tetradoxins	1		10124.678								420.99629			445	
36	Total-Pentadoxins	1		61377.801								2112.15289			376	
37	Total-Hexadoxins	4		181224.037								6570.28095			809	

Quantify Sample Summary Report MassLynx MassLynx V4.1 SCN 901

Dataset: C:\MassLynx\Dioxin.PRO\Result Files\7-190816A2-Q2-0816TP.qld

Last Altered: Monday, August 19, 2019 11:56:41 Eastern Daylight Time

Printed: Friday, August 30, 2019 14:35:25 Eastern Daylight Time

Name: 7-190816A08, Date: 16-Aug-2019, Time: 03:04:19, ID: WG3116369-2, Description: M23 LCS, Vial: Tray1:6

	Target Analyte	#Hom	Total Area	Ion1 Area	Ion2 Area	Ra	Ra Fail=YES	RT	RRT	RT LCL	RT UCL	pg	%Rec	Mod.Comment	Noise 1	Noise 2
38	Total-Heptadioxins	1		52727.570								2049.95650			904	
39	Total-OCDD	1		90448.469								3865.35223			818	
40	Total-Tetrafurans	2		13996.234								420.25109			443	
41	Total-PeCDF-F1			0.000								0.00000			313	
42	Total-Pentafurans	5		186788.288								4294.10108			809	
43	Total-Hexafurans	6		315210.114								8880.95614			2943	
44	Total-Heptafurans	2		138059.090								4063.55946			1565	
45	Totals-OCDF	2		101211.320								3937.37216			769	
46	Totals-37Cl-2378-TCDD	5		71851.025								1294.95197			483	

Quantify Sample Summary Report **MassLynx MassLynx V4.1 SCN 901**

Dataset: C:\MassLynx\Dioxin.PRO\Result Files\7-190816A2-Q2-0816TP.qld

Last Altered: Monday, August 19, 2019 11:56:41 Eastern Daylight Time

Printed: Friday, August 30, 2019 14:35:25 Eastern Daylight Time

Name: 7-190816A11, Date: 16-Aug-2019, Time: 05:10:06, ID: WG3116369-1, Description: M23 MB, Vial: Tray1:7

	Target Analyte	#Hom	Total Area	Ion1 Area	Ion2 Area	Ra	Ra Fail=YES	RT	RRT	RT LCL	RT UCL	pg	%Rec	Mod.Comment	Noise 1	Noise 2
1	2378-TCDD														366	300
2	12378-PeCDD														321	245
3	123478-HxCDD														305	327
4	123678-HxCDD														305	327
5	123789-HxCDD														305	327
6	1234678-HpCDD														318	362
7	OCDD		204.823	81.834	123	0.67	YES	37.39	1.00	37.36	37.43	7.29536		TP190819MB	234	240
8	2378-TCDF														279	417
9	12378-PeCDF														255	375
10	23478-PeCDF														255	375
11	123478-HxCDF														387	291
12	123678-HxCDF														387	291
13	234678-HxCDF														387	291
14	123789-HxCDF		65.549	38.510	27	1.42	NO	34.54	1.00	34.51	34.58	1.10844		TP190819MA	387	291
15	1234678-HpCDF														221	276
16	1234789-HpCDF														221	276
17	OCDF		110.306	47.951	62	0.77	NO	37.49	1.00	37.46	37.53	3.41686		TP190819MA	237	270
18	37Cl-2378-TCDD FS														340	
19	13C-123478-HxCDD FS														1740	1879
20	13C-23478-PeCDF FS		1150.127	731.638	418	1.75	NO	31.94	1.16	31.90	31.97	12.11512			959	662
21	13C-123478-HxCDF FS														2837	1645
22	13C-1234789-HpCDF FS														1004	1511
23	13C-2378-TCDD ES		217112.758	96132.445	120980	0.79	NO	28.11	1.02	28.08	28.14	1913.71162	47.8		1142	566
24	13C-12378-PeCDD ES		223803.914	135080.047	88724	1.52	NO	32.15	1.17	32.12	32.18	2405.86362	60.1		286	428
25	13C-123678-HxCDD ES		199508.945	111456.281	88053	1.27	NO	34.26	1.00	34.22	34.29	2257.59175	56.4		1740	1879
26	13C-1234678-HpCDD ES		161574.312	84529.023	77045	1.10	NO	35.88	1.04	35.85	35.91	2375.56522	59.4		2328	1399
27	13C-OCDD ES		235254.297	112158.914	123095	0.91	NO	37.38	1.09	37.35	37.42	3865.15089	48.3		1211	691
28	13C-2378-TCDF ES		480499.156	212264.500	268235	0.79	NO	27.19	0.99	27.15	27.22	2677.99811	66.9		1336	869
29	13C-12378-PeCDF ES		363295.375	221981.234	141314	1.57	NO	31.23	1.14	31.19	31.26	2739.14609	68.5		959	662
30	13C-123678-HxCDF ES		293952.492	99997.914	193955	0.52	NO	33.79	0.98	33.75	33.82	2760.90909	69.0		2837	1645
31	13C-1234678-HpCDF ES		216476.883	66614.133	149863	0.44	NO	35.32	1.03	35.29	35.35	2855.93614	71.4		1004	1511
32	13C-123789-HxCDF CS		231123.383	78883.055	152240	0.52	NO	34.53	1.00	34.50	34.56	2625.25310	65.6		2837	1645
33	13C-1234-TCDD IS		498939.922	222860.172	276080	0.81	NO	27.44	0.00	27.41	27.47	43.06737	1.1		1142	566
34	13C-123789-HxCDD IS		322964.266	180469.891	142494	1.27	NO	34.38	0.00	34.35	34.41	40.86218	1.0		1740	1879
35	Total-Tetradoxins			0.000											366	
36	Total-Pentadoxins			0.000											321	
37	Total-Hexadoxins			0.000											305	

Quantify Sample Summary Report MassLynx MassLynx V4.1 SCN 901

Dataset: C:\MassLynx\Dioxin.PRO\Result Files\7-190816A2-Q2-0816TP.qld

Last Altered: Monday, August 19, 2019 11:56:41 Eastern Daylight Time

Printed: Friday, August 30, 2019 14:35:25 Eastern Daylight Time

Name: 7-190816A11, Date: 16-Aug-2019, Time: 05:10:06, ID: WG3116369-1, Description: M23 MB, Vial: Tray1:7

	Target Analyte	#Hom	Total Area	Ion1 Area	Ion2 Area	Ra	Ra Fail=YES	RT	RRT	RT LCL	RT UCL	pg	%Rec	Mod.Comment	Noise 1	Noise 2
38	Total-Heptadioxins			0.000												318
39	Total-OCDD			0.000								0.00000				234
40	Total-Tetrafurans			0.000												279
41	Total-PeCDF-F1			0.000												302
42	Total-Pentafurans			0.000												255
43	Total-Hexafurans	1		38.510								1.10844				387
44	Total-Heptafurans			0.000												221
45	Totals-OCDF	1		47.951								3.41686				237
46	Totals-37Cl-2378-TCDD	1		104.980								1.67619				340

Quantify Sample Summary Report **MassLynx MassLynx V4.1 SCN 901**

Dataset: C:\MassLynx\Dioxin.PRO\Result Files\7-190816A2-Q2-0816TP.qld

Last Altered: Monday, August 19, 2019 11:56:41 Eastern Daylight Time

Printed: Friday, August 30, 2019 14:35:25 Eastern Daylight Time

Name: 7-190816A12, Date: 16-Aug-2019, Time: 05:52:14, ID: WG3116369-4, Description: M23 MB, Vial: Tray1:8

	Target Analyte	#Hom	Total Area	Ion1 Area	Ion2 Area	Ra	Ra Fail=YES	RT	RRT	RT LCL	RT UCL	pg	%Rec	Mod.Comment	Noise 1	Noise 2
1	2378-TCDD														430	301
2	12378-PeCDD														352	344
3	123478-HxCDD														557	394
4	123678-HxCDD														557	394
5	123789-HxCDD														557	394
6	1234678-HpCDD		129.538	74.264	55	1.34	YES	35.89	1.00	35.86	35.92	2.35170		TP190819MA	262	260
7	OCDD		364.274	167.214	197	0.85	NO	37.40	1.00	37.37	37.44	8.94721			167	166
8	2378-TCDF														267	540
9	12378-PeCDF														255	392
10	23478-PeCDF														255	392
11	123478-HxCDF														350	311
12	123678-HxCDF														350	311
13	234678-HxCDF														350	311
14	123789-HxCDF		72.905	35.582	37	0.95	YES	34.55	1.00	34.52	34.58	1.05336		TP190819MA	350	311
15	1234678-HpCDF														201	238
16	1234789-HpCDF														201	238
17	OCDF		113.218	54.367	59	0.92	NO	37.49	1.00	37.45	37.52	2.41844		TP190819MB	149	238
18	37Cl-2378-TCDD FS														265	
19	13C-123478-HxCDD FS														1865	2009
20	13C-23478-PeCDF FS		431.346	257.842	174	1.49	NO	31.95	1.16	31.92	31.98	3.43658			1438	1067
21	13C-123478-HxCDF FS														2191	2705
22	13C-1234789-HpCDF FS		725.247	158.075	567	0.28	YES	36.14	1.05	36.11	36.18	12.09549			1295	887
23	13C-2378-TCDD ES		290277.601	129040.992	161237	0.80	NO	28.12	1.02	28.09	28.16	2067.60993	51.7		1040	1154
24	13C-12378-PeCDD ES		314827.508	193053.938	121774	1.59	NO	32.16	1.17	32.13	32.19	2734.89044	68.4		496	399
25	13C-123678-HxCDD ES		273240.453	154414.469	118826	1.30	NO	34.26	1.00	34.23	34.30	2370.40113	59.3		1865	2009
26	13C-1234678-HpCDD ES		237858.711	122644.664	115214	1.06	NO	35.89	1.04	35.86	35.92	2681.06606	67.0		1185	1771
27	13C-OCDD ES		341150.626	166233.188	174917	0.95	NO	37.39	1.09	37.36	37.43	4297.03481	53.7		1238	1082
28	13C-2378-TCDF ES		598797.313	262057.188	336740	0.78	NO	27.20	0.99	27.17	27.23	2696.87871	67.4		1283	912
29	13C-12378-PeCDF ES		480331.297	293143.625	187188	1.57	NO	31.23	1.14	31.19	31.26	2926.57829	73.2		1438	1067
30	13C-123678-HxCDF ES		344034.906	116380.656	227654	0.51	NO	33.79	0.98	33.76	33.83	2477.25823	61.9		2191	2705
31	13C-1234678-HpCDF ES		293318.641	92078.078	201241	0.46	NO	35.33	1.03	35.30	35.37	2966.67821	74.2		1295	887
32	13C-123789-HxCDF CS		320420.461	108335.805	212085	0.51	NO	34.54	1.00	34.50	34.57	2790.23863	69.8		2191	2705
33	13C-1234-TCDD IS		617425.157	277908.344	339517	0.82	NO	27.44	0.00	27.41	27.47	53.29475	1.3		1040	1154
34	13C-123789-HxCDD IS		421270.125	239759.609	181511	1.32	NO	34.39	0.00	34.36	34.43	53.30006	1.3		1865	2009
35	Total-Tetradoxins			0.000											430	
36	Total-Pentadoxins			0.000											352	
37	Total-Hexadoxins			0.000											557	

Quantify Sample Summary Report MassLynx MassLynx V4.1 SCN 901

Dataset: C:\MassLynx\Dioxin.PRO\Result Files\7-190816A2-Q2-0816TP.qld

Last Altered: Monday, August 19, 2019 11:56:41 Eastern Daylight Time

Printed: Friday, August 30, 2019 14:35:25 Eastern Daylight Time

Name: 7-190816A12, Date: 16-Aug-2019, Time: 05:52:14, ID: WG3116369-4, Description: M23 MB, Vial: Tray1:8

	Target Analyte	#Hom	Total Area	Ion1 Area	Ion2 Area	Ra	Ra Fail=YES	RT	RRT	RT LCL	RT UCL	pg	%Rec	Mod.Comment	Noise 1	Noise 2
38	Total-Heptadioxins			0.000								0.00000			262	
39	Total-OCDD	1		167.214								8.94721			167	
40	Total-Tetrafurans			0.000											267	
41	Total-PeCDF-F1			0.000											311	
42	Total-Pentafurans			0.000											255	
43	Total-Hexafurans			0.000								0.00000			350	
44	Total-Heptafurans			0.000											201	
45	Totals-OCDF	1		54.367								2.41844			149	
46	Totals-37Cl-2378-TCDD			0.000											265	

Quantify Sample Summary Report **MassLynx MassLynx V4.1 SCN 901**

Dataset: C:\MassLynx\Dioxin.PRO\Result Files\7-190816A2-Q2-0816TP.qld

Last Altered: Monday, August 19, 2019 11:56:41 Eastern Daylight Time

Printed: Friday, August 30, 2019 14:35:25 Eastern Daylight Time

Name: 7-190816A22, Date: 16-Aug-2019, Time: 12:53:34, ID: L2322808-1, Description: M23, Vial: Tray1:18

	Target Analyte	#Hom	Total Area	Ion1 Area	Ion2 Area	Ra	Ra Fail=YES	RT	RRT	RT LCL	RT UCL	pg	%Rec	Mod.Comment	Noise 1	Noise 2
1	2378-TCDD														585	437
2	12378-PeCDD														498	294
3	123478-HxCDD														779	562
4	123678-HxCDD														779	562
5	123789-HxCDD														779	562
6	1234678-HpCDD		102.880	42.868	60	0.71	YES	35.90	1.00	35.87	35.93	1.18099		TP190819MA	164	195
7	OCDD		408.346	178.497	230	0.78	NO	37.40	1.00	37.37	37.44	5.58743		TP190819MB	291	193
8	2378-TCDF														387	862
9	12378-PeCDF														329	460
10	23478-PeCDF														329	460
11	123478-HxCDF														284	369
12	123678-HxCDF														284	369
13	234678-HxCDF														284	369
14	123789-HxCDF		161.397	93.739	68	1.39	NO	34.56	1.00	34.52	34.59	1.39213		TP190819MA	284	369
15	1234678-HpCDF														159	325
16	1234789-HpCDF														159	325
17	OCDF														236	440
18	37Cl-2378-TCDD FS		67965.211	67965.211				28.14	1.00	28.11	28.17	502.37195	83.7		621	
19	13C-123478-HxCDD FS		522032.562	290798.281	231234	1.26	NO	34.21	0.99	34.18	34.25	4739.75060	79.0		2015	2113
20	13C-23478-PeCDF FS		915514.781	559384.000	356131	1.57	NO	31.95	1.16	31.92	31.98	5182.63108	86.4		1180	1069
21	13C-123478-HxCDF FS		515500.922	175113.953	340387	0.51	NO	33.72	0.98	33.69	33.75	4135.22769	68.9		3031	1689
22	13C-1234789-HpCDF FS		389337.765	119553.234	269785	0.44	NO	36.14	1.05	36.11	36.18	4348.75527	72.5		1445	1106
23	13C-2378-TCDD ES		468989.375	209224.766	259765	0.81	NO	28.12	1.02	28.09	28.16	2342.04913	58.6		1456	792
24	13C-12378-PeCDD ES		447820.625	275743.844	172077	1.60	NO	32.16	1.17	32.13	32.19	2727.40271	68.2		632	420
25	13C-123678-HxCDD ES		489749.500	275017.281	214732	1.28	NO	34.26	1.00	34.23	34.30	2745.25355	68.6		2015	2113
26	13C-1234678-HpCDD ES		376172.672	196235.531	179937	1.09	NO	35.89	1.04	35.86	35.92	2739.72712	68.5		855	966
27	13C-OCDD ES		612381.469	288281.438	324100	0.89	NO	37.39	1.09	37.36	37.43	4983.98071	62.3		1232	1338
28	13C-2378-TCDF ES		860203.281	377171.125	483032	0.78	NO	27.20	0.99	27.17	27.23	2716.19272	67.9		2399	1274
29	13C-12378-PeCDF ES		676015.938	413436.875	262579	1.57	NO	31.24	1.14	31.20	31.27	2887.71355	72.2		1180	1069
30	13C-123678-HxCDF ES		576288.532	200130.719	376158	0.53	NO	33.79	0.98	33.76	33.83	2681.26885	67.0		3031	1689
31	13C-1234678-HpCDF ES		437964.219	136041.031	301923	0.45	NO	35.33	1.03	35.30	35.37	2862.20688	71.6		1445	1106
32	13C-123789-HxCDF CS		534385.829	186943.141	347443	0.54	NO	34.54	1.00	34.50	34.57	3006.82153	75.2		3031	1689
33	13C-1234-TCDD IS		880656.219	392666.313	487990	0.80	NO	27.45	0.00	27.42	27.49	76.01626	1.9		1456	792
34	13C-123789-HxCDD IS		651972.156	373173.375	278799	1.34	NO	34.39	0.00	34.36	34.43	82.48900	2.1		2015	2113
35	Total-Tetradoxins			0.000											585	
36	Total-Pentadoxins			0.000											498	
37	Total-Hexadoxins			0.000											276	

Quantify Sample Summary Report MassLynx MassLynx V4.1 SCN 901

Dataset: C:\MassLynx\Dioxin.PRO\Result Files\7-190816A2-Q2-0816TP.qld

Last Altered: Monday, August 19, 2019 11:56:41 Eastern Daylight Time

Printed: Friday, August 30, 2019 14:35:25 Eastern Daylight Time

Name: 7-190816A22, Date: 16-Aug-2019, Time: 12:53:34, ID: L2322808-1, Description: M23, Vial: Tray1:18

	Target Analyte	#Hom	Total Area	Ion1 Area	Ion2 Area	Ra	Ra Fail=YES	RT	RRT	RT LCL	RT UCL	pg	%Rec	Mod.Comment	Noise 1	Noise 2
38	Total-Heptadioxins			0.000								0.00000			164	
39	Total-OCDD	1		178.497								5.58743			291	
40	Total-Tetrafurans			0.000											387	
41	Total-PeCDF-F1			0.000											422	
42	Total-Pentafurans			0.000											329	
43	Total-Hexafurans	1		93.739								1.39213			284	
44	Total-Heptafurans			0.000											159	
45	Totals-OCDF			0.000											236	
46	Totals-37Cl-2378-TCDD	3		68757.578								508.22881			621	

Quantify Sample Summary Report **MassLynx MassLynx V4.1 SCN 901**

Dataset: C:\MassLynx\Dioxin.PRO\Result Files\7-190816A2-Q2-0816TP.qld

Last Altered: Monday, August 19, 2019 11:56:41 Eastern Daylight Time

Printed: Friday, August 30, 2019 14:35:25 Eastern Daylight Time

Name: 7-190816A23, Date: 16-Aug-2019, Time: 13:35:40, ID: L2322808-2, Description: M23, Vial: Tray1:19

	Target Analyte	#Hom	Total Area	Ion1 Area	Ion2 Area	Ra	Ra Fail=YES	RT	RRT	RT LCL	RT UCL	pg	%Rec	Mod.Comment	Noise 1	Noise 2
1	2378-TCDD														603	322
2	12378-PeCDD														321	172
3	123478-HxCDD														251	307
4	123678-HxCDD														251	307
5	123789-HxCDD														251	307
6	1234678-HpCDD														260	212
7	OCDD														202	217
8	2378-TCDF														275	550
9	12378-PeCDF														169	341
10	23478-PeCDF														169	341
11	123478-HxCDF														331	312
12	123678-HxCDF														331	312
13	234678-HxCDF														331	312
14	123789-HxCDF														331	312
15	1234678-HpCDF														132	215
16	1234789-HpCDF														132	215
17	OCDF														186	237
18	37Cl-2378-TCDD FS														474	
19	13C-123478-HxCDD FS														668	669
20	13C-23478-PeCDF FS														401	294
21	13C-123478-HxCDF FS														446	741
22	13C-1234789-HpCDF FS														331	416
23	13C-2378-TCDD ES														1194	757
24	13C-12378-PeCDD ES														370	283
25	13C-123678-HxCDD ES														668	669
26	13C-1234678-HpCDD ES														296	313
27	13C-OCDD ES														327	325
28	13C-2378-TCDF ES														1707	1046
29	13C-12378-PeCDF ES														401	294
30	13C-123678-HxCDF ES														446	741
31	13C-1234678-HpCDF ES														331	416
32	13C-123789-HxCDF CS														446	741
33	13C-1234-TCDD IS														1194	757
34	13C-123789-HxCDD IS														668	669
35	Total-Tetradoxins			0.000											603	
36	Total-Pentadoxins			0.000											321	
37	Total-Hexadoxins			0.000											251	

Quantify Sample Summary Report **MassLynx MassLynx V4.1 SCN 901**

Dataset: C:\MassLynx\Dioxin.PRO\Result Files\7-190816A2-Q2-0816TP.qld

Last Altered: Monday, August 19, 2019 11:56:41 Eastern Daylight Time

Printed: Friday, August 30, 2019 14:35:25 Eastern Daylight Time

Name: 7-190816A23, Date: 16-Aug-2019, Time: 13:35:40, ID: L2322808-2, Description: M23, Vial: Tray1:19

	Target Analyte	#Hom	Total Area	Ion1 Area	Ion2 Area	Ra	Ra Fail=YES	RT	RRT	RT LCL	RT UCL	pg	%Rec	Mod.Comment	Noise 1	Noise 2
38	Total-Heptadioxins			0.000											260	
39	Total-OCDD			0.000											202	
40	Total-Tetrafurans			0.000											275	
41	Total-PeCDF-F1			0.000											254	
42	Total-Pentafurans			0.000											169	
43	Total-Hexafurans			0.000											331	
44	Total-Heptafurans			0.000											132	
45	Totals-OCDF			0.000											186	
46	Totals-37Cl-2378-TCDD			0.000											474	

Quantify Sample Summary Report **MassLynx MassLynx V4.1 SCN 901**

Dataset: C:\MassLynx\Dioxin.PRO\Result Files\7-190816A2-Q2-0816TP.qld

Last Altered: Monday, August 19, 2019 11:56:41 Eastern Daylight Time

Printed: Friday, August 30, 2019 14:35:25 Eastern Daylight Time

Name: 7-190816A24, Date: 16-Aug-2019, Time: 14:17:46, ID: L2322808-3, Description: M23, Vial: Tray1:20

	Target Analyte	#Hom	Total Area	Ion1 Area	Ion2 Area	Ra	Ra Fail=YES	RT	RRT	RT LCL	RT UCL	pg	%Rec	Mod.Comment	Noise 1	Noise 2
1	2378-TCDD														584	414
2	12378-PeCDD														322	238
3	123478-HxCDD														279	370
4	123678-HxCDD														279	370
5	123789-HxCDD														279	370
6	1234678-HpCDD		180.100	116.632	63	1.84	YES	35.89	1.00	35.86	35.92	2.07878		TP190819MA	229	434
7	OCDD		812.636	329.617	483	0.68	YES	37.41	1.00	37.38	37.45	13.43472			180	169
8	2378-TCDF														349	616
9	12378-PeCDF		168.584	76.289	92	0.83	YES	31.26	1.00	31.23	31.29	1.09562		TP190819MA	190	619
10	23478-PeCDF														190	619
11	123478-HxCDF														226	410
12	123678-HxCDF														226	410
13	234678-HxCDF		62.572	28.395	34	0.83	YES	34.13	0.99	34.10	34.16	0.38879		TP190819MA	226	410
14	123789-HxCDF		124.467	69.352	55	1.26	NO	34.56	1.00	34.52	34.59	0.88467		TP190819MA	226	410
15	1234678-HpCDF		106.477	49.889	57	0.88	YES	35.33	1.00	35.30	35.37	1.05849		TP190819MA	188	197
16	1234789-HpCDF														188	197
17	OCDF		246.324	123.747	123	1.01	NO	37.49	1.00	37.46	37.53	3.54160			234	321
18	37Cl-2378-TCDD FS		73008.516	73008.516				28.14	1.00	28.11	28.17	527.10817	87.9		483	
19	13C-123478-HxCDD FS		561397.829	314053.063	247345	1.27	NO	34.21	0.99	34.18	34.25	5003.13005	83.4		1508	2056
20	13C-23478-PeCDF FS		1114522.656	684857.250	429665	1.59	NO	31.95	1.16	31.92	31.98	5927.77810	98.8		1101	723
21	13C-123478-HxCDF FS		735137.735	250712.766	484425	0.52	NO	33.72	0.98	33.69	33.75	4859.40499	81.0		1969	1950
22	13C-1234789-HpCDF FS		493903.610	153632.016	340272	0.45	NO	36.14	1.05	36.11	36.18	5256.98215	87.6		1720	2417
23	13C-2378-TCDD ES		480148.407	212669.969	267478	0.80	NO	28.12	1.02	28.09	28.16	2793.54509	69.8		1230	780
24	13C-12378-PeCDD ES		470255.750	288513.531	181742	1.59	NO	32.16	1.17	32.13	32.19	3336.77164	83.4		594	366
25	13C-123678-HxCDD ES		498954.376	272377.188	226577	1.20	NO	34.26	1.00	34.23	34.30	3548.84634	88.7		1508	2056
26	13C-1234678-HpCDD ES		374119.125	190384.406	183735	1.04	NO	35.89	1.04	35.86	35.92	3457.38605	86.4		2252	1034
27	13C-OCDD ES		506842.719	247460.219	259383	0.95	NO	37.39	1.09	37.36	37.43	5234.14106	65.4		994	1272
28	13C-2378-TCDF ES		911876.782	402903.344	508973	0.79	NO	27.20	0.99	27.17	27.23	3354.61620	83.9		1991	1148
29	13C-12378-PeCDF ES		719513.312	444749.156	274764	1.62	NO	31.24	1.14	31.20	31.27	3580.82589	89.5		1101	723
30	13C-123678-HxCDF ES		699351.610	242149.297	457202	0.53	NO	33.79	0.98	33.76	33.83	4128.70509	103.2		1969	1950
31	13C-1234678-HpCDF ES		459602.906	142570.750	317032	0.45	NO	35.33	1.03	35.30	35.37	3811.21155	95.3		1720	2417
32	13C-123789-HxCDF CS		503186.188	172845.219	330341	0.52	NO	34.54	1.00	34.50	34.57	3592.52111	89.8		1969	1950
33	13C-1234-TCDD IS		755891.063	336887.188	419004	0.80	NO	27.45	0.00	27.42	27.49	65.24681	1.6		1230	780
34	13C-123789-HxCDD IS		513820.172	280367.188	233453	1.20	NO	34.39	0.00	34.36	34.43	65.00970	1.6		1508	2056
35	Total-Tetradoxins			0.000											584	
36	Total-Pentadoxins			0.000											322	
37	Total-Hexadoxins			0.000											279	

Quantify Sample Summary Report MassLynx MassLynx V4.1 SCN 901

Dataset: C:\MassLynx\Dioxin.PRO\Result Files\7-190816A2-Q2-0816TP.qld

Last Altered: Monday, August 19, 2019 11:56:41 Eastern Daylight Time

Printed: Friday, August 30, 2019 14:35:25 Eastern Daylight Time

Name: 7-190816A24, Date: 16-Aug-2019, Time: 14:17:46, ID: L2322808-3, Description: M23, Vial: Tray1:20

	Target Analyte	#Hom	Total Area	Ion1 Area	Ion2 Area	Ra	Ra Fail=YES	RT	RRT	RT LCL	RT UCL	pg	%Rec	Mod.Comment	Noise 1	Noise 2
38	Total-Heptadioxins			0.000								0.00000			229	
39	Total-OCDD			0.000								0.00000			180	
40	Total-Tetrafurans			0.000											349	
41	Total-PeCDF-F1			0.000											269	
42	Total-Pentafurans			0.000								0.00000			190	
43	Total-Hexafurans	1		69.352								0.88467			226	
44	Total-Heptafurans			0.000								0.00000			188	
45	Totals-OCDF	1		123.747								3.54160			234	
46	Totals-37Cl-2378-TCDD	5		74757.404								539.73482			483	

Quantify Sample Summary Report **MassLynx MassLynx V4.1 SCN 901**

Dataset: C:\MassLynx\Dioxin.PRO\Result Files\7-190816A2-Q2-0816TP.qld

Last Altered: Monday, August 19, 2019 11:56:41 Eastern Daylight Time

Printed: Friday, August 30, 2019 14:35:25 Eastern Daylight Time

Name: 7-190816A25, Date: 16-Aug-2019, Time: 14:59:53, ID: H7-19-CCV-0535, Description: 1613B-CS3+PERF-011D, Vial: Tray1:1

	Target Analyte	#Hom	Total Area	Ion1 Area	Ion2 Area	Ra	Ra Fail=YES	RT	RRT	RT LCL	RT UCL	pg	%Rec	Mod.Comment	Noise 1	Noise 2
1	2378-TCDD		90876.758	40613.082	50264	0.81	NO	28.15	1.00	28.12	28.19	12.13769	121.4		674	470
2	12378-PeCDD		270667.524	167363.438	103304	1.62	NO	32.17	1.00	32.14	32.20	54.81627	109.6		444	712
3	123478-HxCDD		240956.695	134256.328	106700	1.26	NO	34.21	1.00	34.18	34.25	45.58160	91.2		2098	1405
4	123678-HxCDD		299138.188	167545.250	131593	1.27	NO	34.26	1.00	34.23	34.30	51.89979	103.8		2098	1405
5	123789-HxCDD		264998.875	147486.906	117512	1.26	NO	34.39	1.00	34.35	34.42	47.48073	95.0		2098	1405
6	1234678-HpCDD		256024.828	130643.469	125381	1.04	NO	35.89	1.00	35.86	35.92	56.56621	113.1		1650	1137
7	OCDD		483890.609	232642.625	251248	0.93	NO	37.39	1.00	37.36	37.43	108.01224	108.0		970	1028
8	2378-TCDF		118519.367	51157.000	67362	0.76	NO	27.23	1.00	27.20	27.26	12.51518	125.2		572	755
9	12378-PeCDF		420993.578	256400.578	164593	1.56	NO	31.24	1.00	31.20	31.27	56.05394	112.1		860	942
10	23478-PeCDF		474199.766	286259.750	187940	1.52	NO	31.95	1.16	31.92	31.98	56.80621	113.6		860	942
11	123478-HxCDF		323396.672	174988.047	148409	1.18	NO	33.72	0.98	33.69	33.75	44.24103	88.5		2942	3277
12	123678-HxCDF		429643.328	228391.859	201251	1.13	NO	33.79	1.00	33.76	33.83	54.63870	109.3		2942	3277
13	234678-HxCDF		408989.375	223697.219	185292	1.21	NO	34.12	0.99	34.08	34.15	55.59185	111.2		2942	3277
14	123789-HxCDF		352356.906	189638.578	162718	1.17	NO	34.54	1.00	34.50	34.57	54.78671	109.6		2942	3277
15	1234678-HpCDF		299379.828	192423.234	106957	1.80	NO	35.32	1.00	35.29	35.35	52.22411	104.4		1603	1158
16	1234789-HpCDF		252356.273	165246.156	87110	1.90	NO	36.13	1.05	36.10	36.16	52.08873	104.2		1603	1158
17	OCDF		600653.062	279292.281	321361	0.87	NO	37.48	1.00	37.44	37.51	116.60292	116.6		1406	834
18	37Cl-2378-TCDD FS		86551.469	86551.469				28.15	1.00	28.12	28.19	11.14472	111.4		575	
19	13C-123478-HxCDD FS		471553.485	263322.219	208231	1.26	NO	34.21	0.99	34.17	34.24	84.22006	84.2		3033	1107
20	13C-23478-PeCDF FS		914895.531	565534.875	349361	1.62	NO	31.94	1.16	31.90	31.97	99.69218	99.7		785	494
21	13C-123478-HxCDF FS		577630.001	195392.063	382238	0.51	NO	33.71	0.98	33.68	33.75	83.52747	83.5		3436	1843
22	13C-1234789-HpCDF FS		511157.688	162485.813	348672	0.47	NO	36.13	1.05	36.10	36.16	95.46987	95.5		1393	1787
23	13C-2378-TCDD ES		673049.594	301543.938	371506	0.81	NO	28.12	1.02	28.09	28.16	96.45541	96.5		1125	849
24	13C-12378-PeCDD ES		549217.000	332139.875	217077	1.53	NO	32.15	1.17	32.12	32.18	95.99214	96.0		653	648
25	13C-123678-HxCDD ES		622425.407	346995.688	275430	1.26	NO	34.25	1.00	34.22	34.28	102.24246	102.2		3033	1107
26	13C-1234678-HpCDD ES		488617.531	251313.156	237304	1.06	NO	35.88	1.04	35.85	35.91	104.28566	104.3		2646	2030
27	13C-OCDD ES		938468.781	443472.156	494997	0.90	NO	37.38	1.09	37.35	37.42	223.82554	111.9		1284	1818
28	13C-2378-TCDF ES		1112766.844	487634.906	625132	0.78	NO	27.22	0.99	27.18	27.25	100.83474	100.8		2292	1457
29	13C-12378-PeCDF ES		877995.501	537907.063	340088	1.58	NO	31.23	1.14	31.19	31.26	107.63066	107.6		785	494
30	13C-123678-HxCDF ES		799227.438	274547.625	524680	0.52	NO	33.78	0.98	33.75	33.81	108.96983	109.0		3436	1843
31	13C-1234678-HpCDF ES		654795.407	200726.719	454069	0.44	NO	35.32	1.03	35.29	35.35	125.40173	125.4		1393	1787
32	13C-123789-HxCDF CS		652284.000	225563.594	426720	0.53	NO	34.53	1.00	34.50	34.56	107.55360	107.6		3436	1843
33	13C-1234-TCDD IS		767184.625	344218.750	422966	0.81	NO	27.45	0.00	27.42	27.49	66.22165	66.2		1125	849
34	13C-123789-HxCDD IS		556203.297	311386.094	244817	1.27	NO	34.38	0.00	34.35	34.41	70.37211	70.4		3033	1107
35	Total-Tetradoxins	6		186842.107								56.31114			674	
36	Total-Pentadoxins	4		539886.274								177.38473			444	
37	Total-Hexadoxins	4		614819.593								198.73708			2098	

Quantify Sample Summary Report MassLynx MassLynx V4.1 SCN 901

Dataset: C:\MassLynx\Dioxin.PRO\Result Files\7-190816A2-Q2-0816TP.qld

Last Altered: Monday, August 19, 2019 11:56:41 Eastern Daylight Time

Printed: Friday, August 30, 2019 14:35:25 Eastern Daylight Time

Name: 7-190816A25, Date: 16-Aug-2019, Time: 14:59:53, ID: H7-19-CCV-0535, Description: 1613B-CS3+PERF-011D, Vial: Tray1:1

	Target Analyte	#Hom	Total Area	Ion1 Area	Ion2 Area	Ra	Ra Fail=YES	RT	RRT	RT LCL	RT UCL	pg	%Rec	Mod.Comment	Noise 1	Noise 2
38	Total-Heptadioxins	2		252839.727								108.73336			1650	
39	Total-OCDD	1		232642.625								108.01224			970	
40	Total-Tetrafurans	9		259896.206								63.80073			572	
41	Total-PeCDF-F1	1		280522.281								51.43555			256	
42	Total-Pentafurans	4		548524.737								114.08565			860	
43	Total-Hexafurans	5		910518.773								232.74602			2942	
44	Total-Heptafurans	2		357669.390								104.31284			1603	
45	Totals-OCDF	1		279292.281								116.60292			1406	
46	Totals-37Cl-2378-TCDD	5		87550.441								11.27335			575	

Quantify Sample Report MassLynx MassLynx V4.1 SCN 901

Dataset: C:\MassLynx\Dioxin.PRO\Result Files\7-190816A2-Q2-0816TP.qld

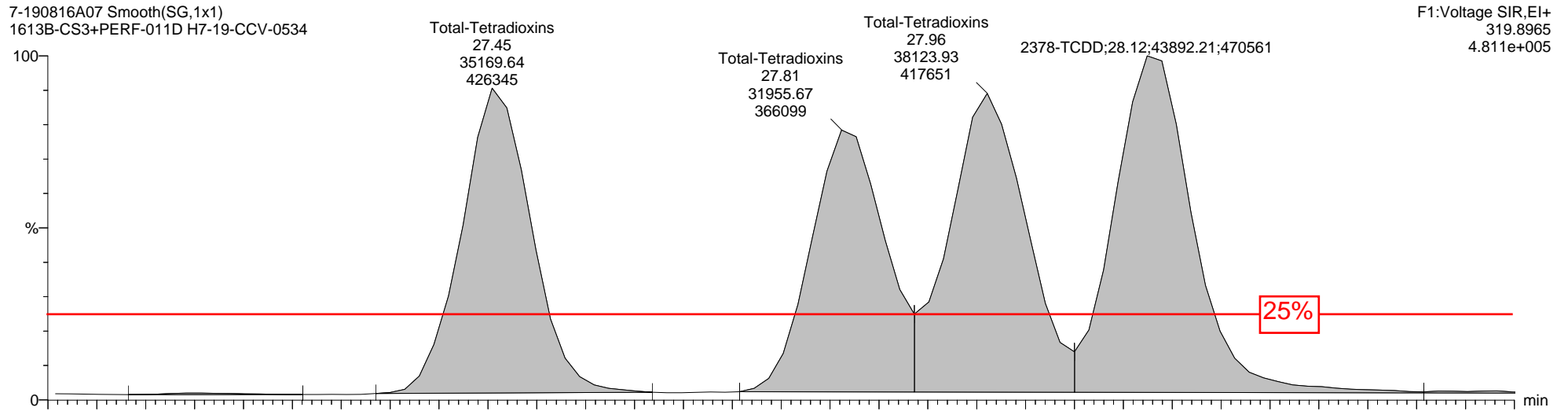
Last Altered: Monday, August 19, 2019 11:56:41 Eastern Daylight Time
Printed: Friday, August 30, 2019 14:35:25 Eastern Daylight Time

Method: C:\MassLynx\Dioxin.PRO\MethDB\Dioxin_M23A.mdb 16 Aug 2019 16:13:30
Calibration: C:\MassLynx\Dioxin.PRO\CurveDB\7-190724A-CAL5-M23.cdb 25 Jul 2019 09:29:35

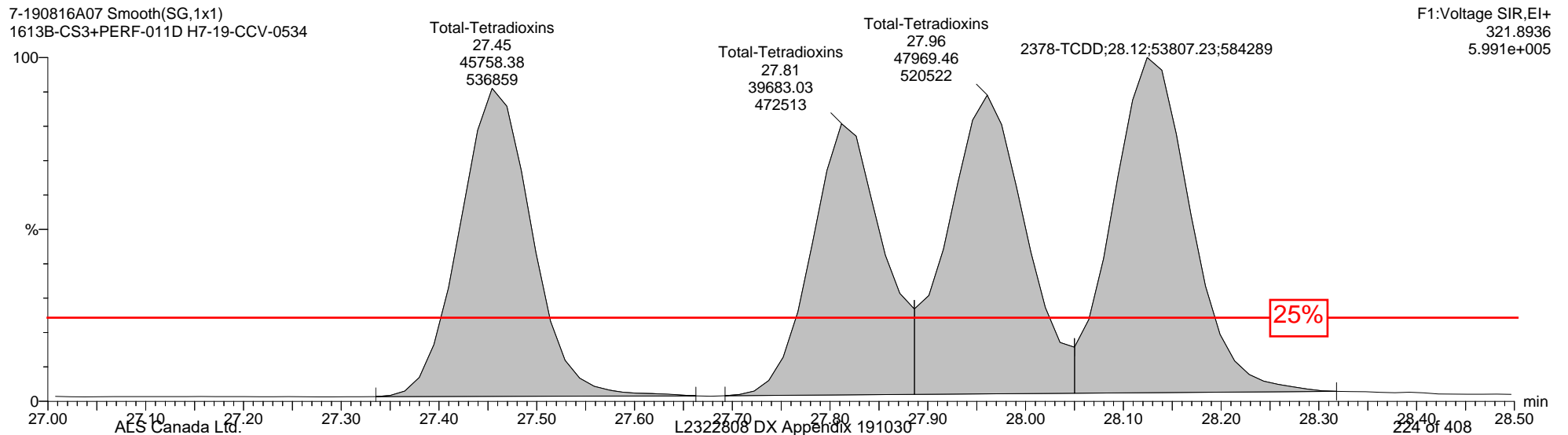
Name: 7-190816A07, Date: 16-Aug-2019, Time: 02:13:21, ID: H7-19-CCV-0534, Description: 1613B-CS3+PERF-011D, Vial: Tray1:1

2378-TCDD

7-190816A07 Smooth(SG,1x1)
1613B-CS3+PERF-011D H7-19-CCV-0534



7-190816A07 Smooth(SG,1x1)
1613B-CS3+PERF-011D H7-19-CCV-0534



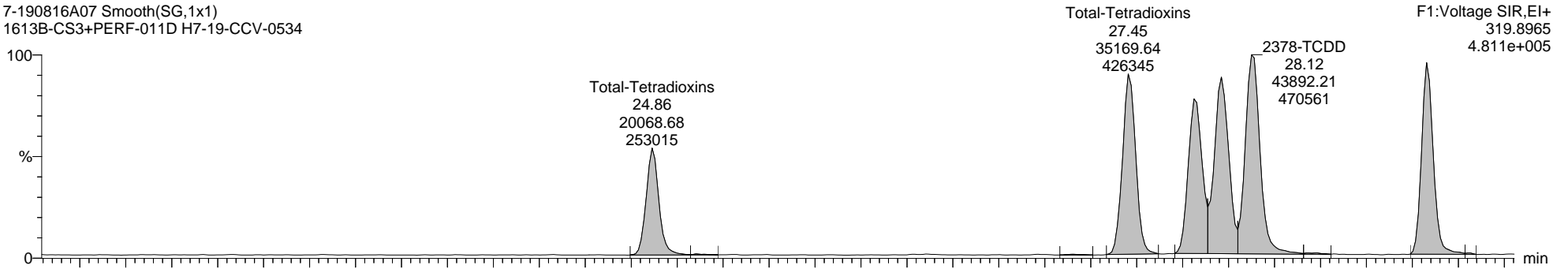
Dataset: C:\MassLynx\Dioxin.PRO\Result Files\7-190816A2-Q2-0816TP.qld

Last Altered: Monday, August 19, 2019 11:56:41 Eastern Daylight Time
Printed: Friday, August 30, 2019 14:35:25 Eastern Daylight Time

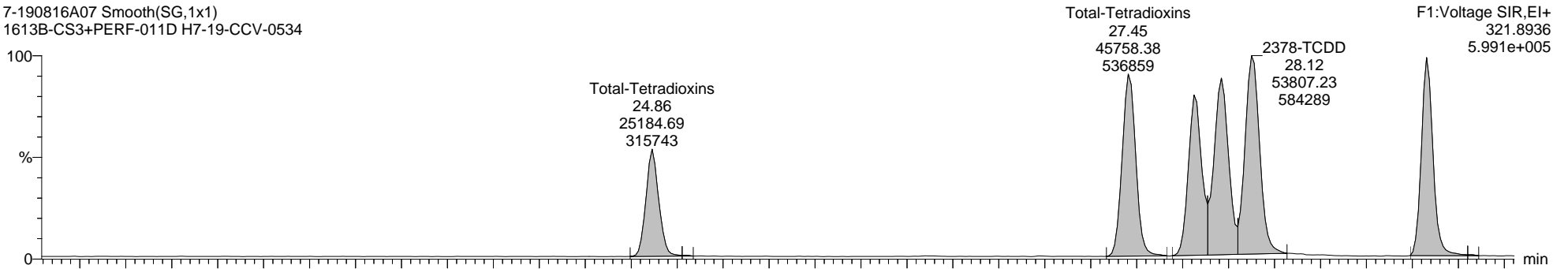
Name: 7-190816A07, Date: 16-Aug-2019, Time: 02:13:21, ID: H7-19-CCV-0534, Description: 1613B-CS3+PERF-011D, Vial: Tray1:1

Total-Tetradoxins

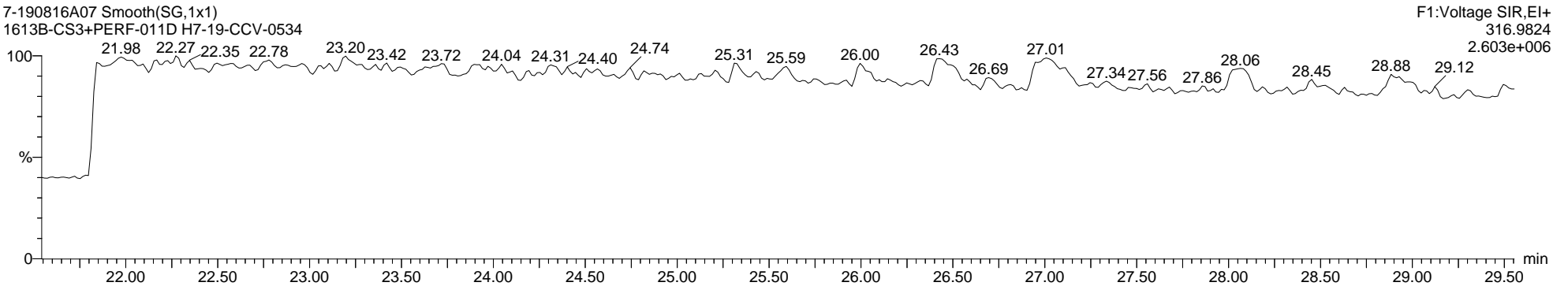
7-190816A07 Smooth(SG,1x1)
1613B-CS3+PERF-011D H7-19-CCV-0534



7-190816A07 Smooth(SG,1x1)
1613B-CS3+PERF-011D H7-19-CCV-0534



7-190816A07 Smooth(SG,1x1)
1613B-CS3+PERF-011D H7-19-CCV-0534



Dataset: C:\MassLynx\Dioxin.PRO\Result Files\7-190816A2-Q2-0816TP.qld


Last Altered: Monday, August 19, 2019 11:56:41 Eastern Daylight Time

Printed: Friday, August 30, 2019 14:35:25 Eastern Daylight Time

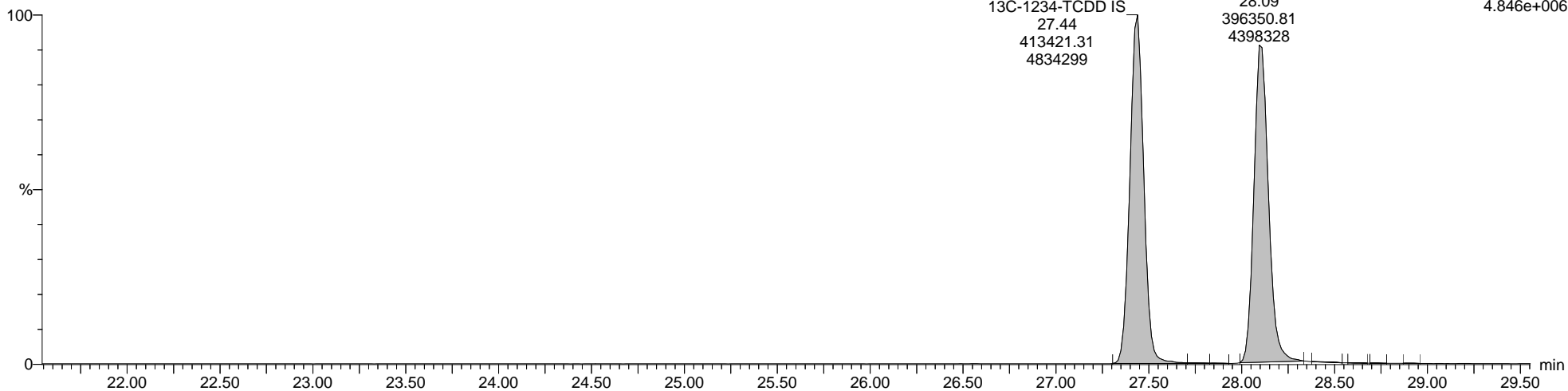
Name: 7-190816A07, Date: 16-Aug-2019, Time: 02:13:21, ID: H7-19-CCV-0534, Description: 1613B-CS3+PERF-011D, Vial: Tray1:1

13C-2378-TCDD ES

7-190816A07 Smooth(SG,1x1)
1613B-CS3+PERF-011D H7-19-CCV-0534



7-190816A07 Smooth(SG,1x1)
1613B-CS3+PERF-011D H7-19-CCV-0534



Quantify Sample Report MassLynx MassLynx V4.1 SCN 901

Dataset: C:\MassLynx\Dioxin.PRO\Result Files\7-190816A2-Q2-0816TP.qld

Last Altered: Monday, August 19, 2019 11:56:41 Eastern Daylight Time


Printed: Friday, August 30, 2019 14:35:25 Eastern Daylight Time

Name: 7-190816A07, Date: 16-Aug-2019, Time: 02:13:21, ID: H7-19-CCV-0534, Description: 1613B-CS3+PERF-011D, Vial: Tray1:1

Totals-37Cl-2378-TCDD

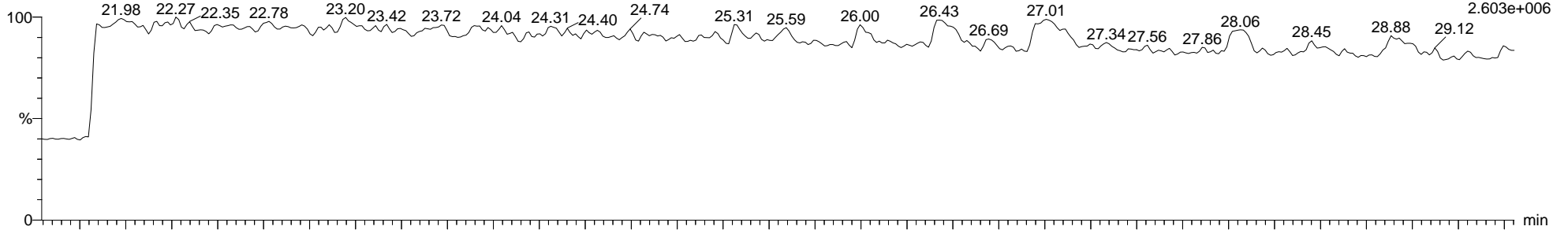
7-190816A07 Smooth(SG,1x1)
1613B-CS3+PERF-011D H7-19-CCV-0534

F1:Voltage SIR,EI+
327.8847
1.006e+006



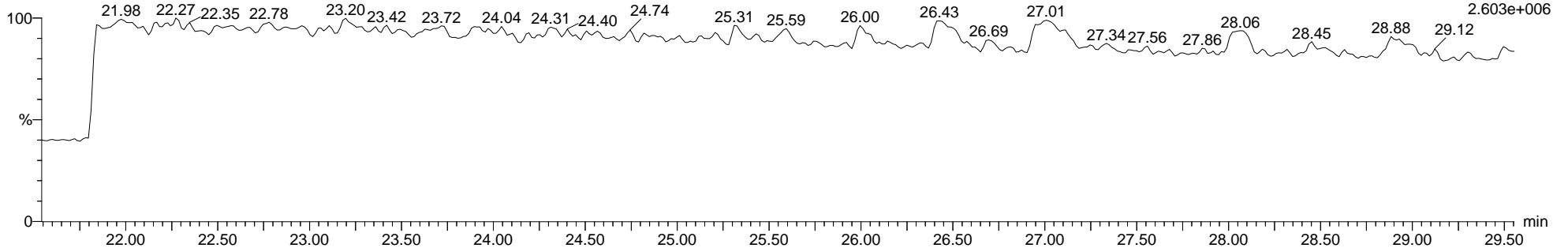
7-190816A07 Smooth(SG,1x1)
1613B-CS3+PERF-011D H7-19-CCV-0534

F1:Voltage SIR,EI+
316.9824
2.603e+006



7-190816A07 Smooth(SG,1x1)
1613B-CS3+PERF-011D H7-19-CCV-0534

F1:Voltage SIR,EI+
316.9824
2.603e+006



Quantify Sample Report MassLynx MassLynx V4.1 SCN 901


Dataset: C:\MassLynx\Dioxin.PRO\Result Files\7-190816A2-Q2-0816TP.qld

Last Altered: Monday, August 19, 2019 11:56:41 Eastern Daylight Time
Printed: Friday, August 30, 2019 14:35:25 Eastern Daylight Time


Name: 7-190816A07, Date: 16-Aug-2019, Time: 02:13:21, ID: H7-19-CCV-0534, Description: 1613B-CS3+PERF-011D, Vial: Tray1:1

Total-Pentadioxins

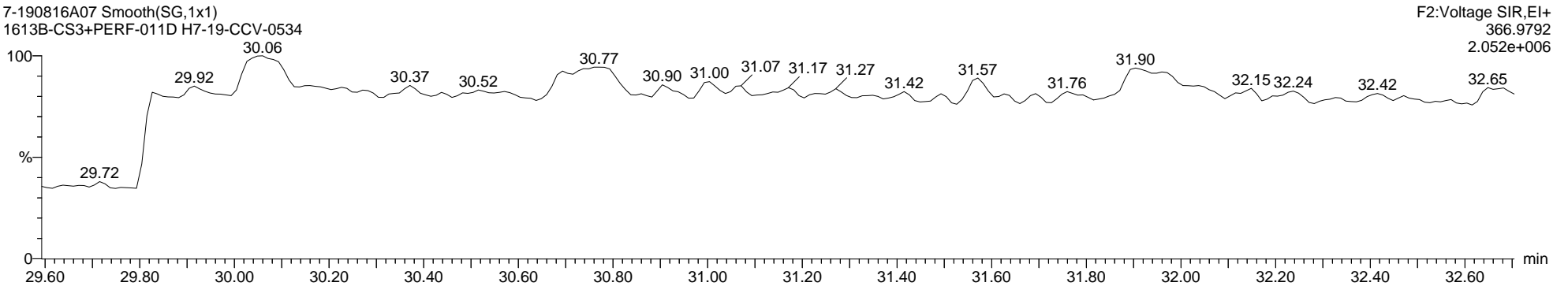
7-190816A07 Smooth(SG,1x1)
1613B-CS3+PERF-011D H7-19-CCV-0534



7-190816A07 Smooth(SG,1x1)
1613B-CS3+PERF-011D H7-19-CCV-0534



7-190816A07 Smooth(SG,1x1)
1613B-CS3+PERF-011D H7-19-CCV-0534



Dataset: C:\MassLynx\Dioxin.PRO\Result Files\7-190816A2-Q2-0816TP.qld

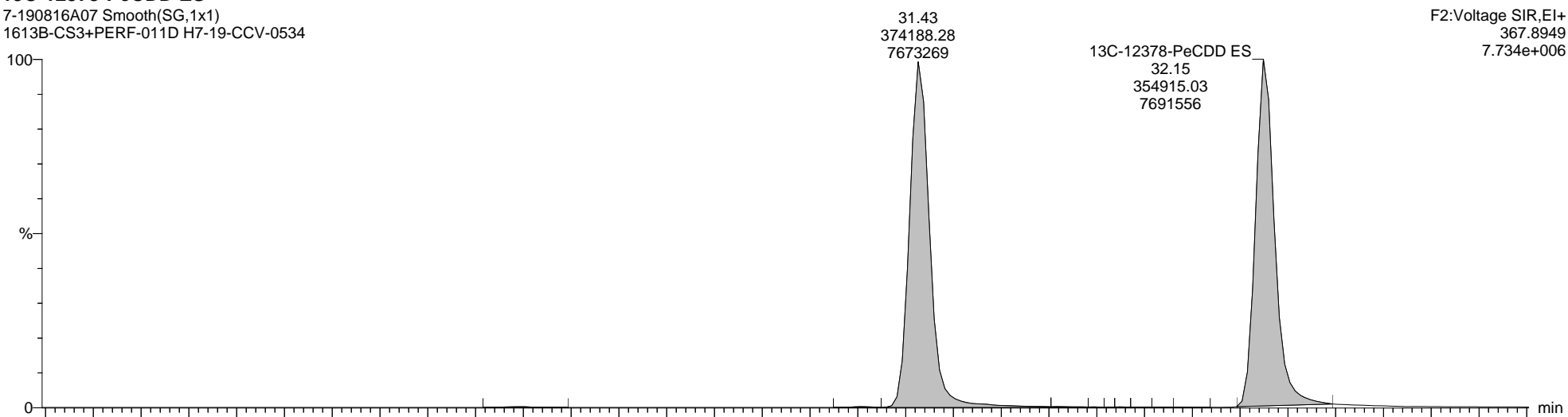
Last Altered: Monday, August 19, 2019 11:56:41 Eastern Daylight Time

Printed: Friday, August 30, 2019 14:35:25 Eastern Daylight Time

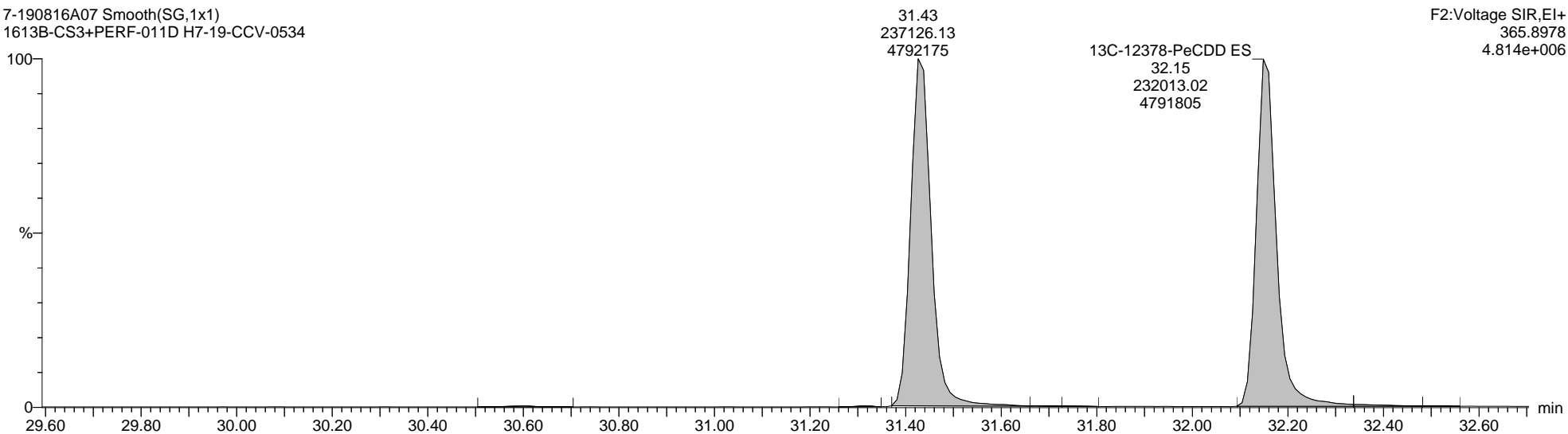
Name: 7-190816A07, Date: 16-Aug-2019, Time: 02:13:21, ID: H7-19-CCV-0534, Description: 1613B-CS3+PERF-011D, Vial: Tray1:1

13C-12378-PeCDD ES

7-190816A07 Smooth(SG,1x1)
1613B-CS3+PERF-011D H7-19-CCV-0534



7-190816A07 Smooth(SG,1x1)
1613B-CS3+PERF-011D H7-19-CCV-0534



Quantify Sample Report MassLynx MassLynx V4.1 SCN 901


Dataset: C:\MassLynx\Dioxin.PRO\Result Files\7-190816A2-Q2-0816TP.qld

Last Altered: Monday, August 19, 2019 11:56:41 Eastern Daylight Time
Printed: Friday, August 30, 2019 14:35:25 Eastern Daylight Time

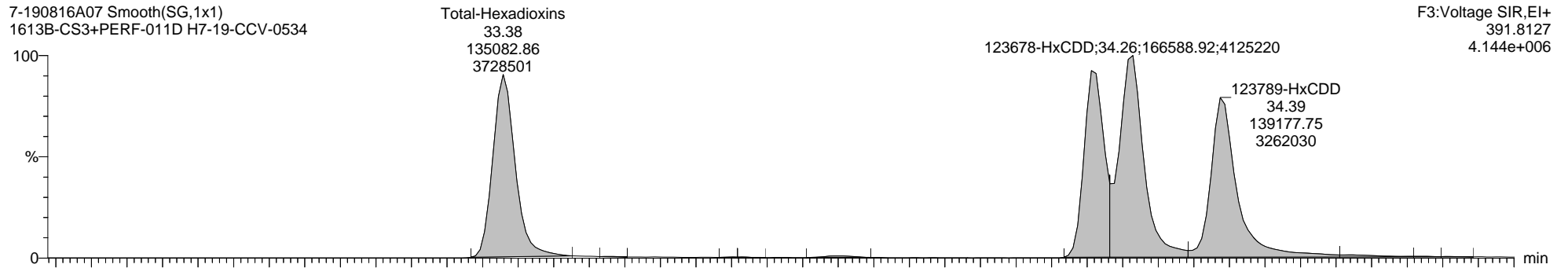
Name: 7-190816A07, Date: 16-Aug-2019, Time: 02:13:21, ID: H7-19-CCV-0534, Description: 1613B-CS3+PERF-011D, Vial: Tray1:1

Total-Hexadioxins

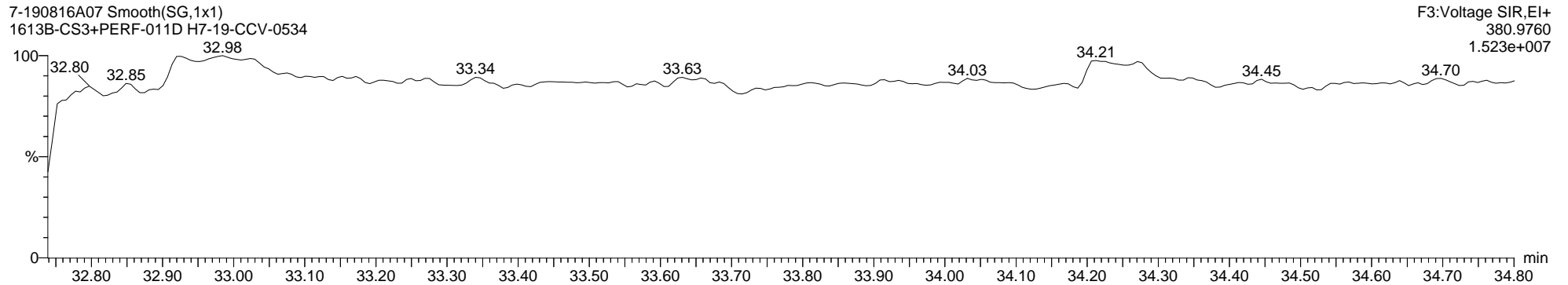
7-190816A07 Smooth(SG,1x1)
1613B-CS3+PERF-011D H7-19-CCV-0534



7-190816A07 Smooth(SG,1x1)
1613B-CS3+PERF-011D H7-19-CCV-0534



7-190816A07 Smooth(SG,1x1)
1613B-CS3+PERF-011D H7-19-CCV-0534



Quantify Sample Report MassLynx MassLynx V4.1 SCN 901

Dataset: C:\MassLynx\Dioxin.PRO\Result Files\7-190816A2-Q2-0816TP.qld

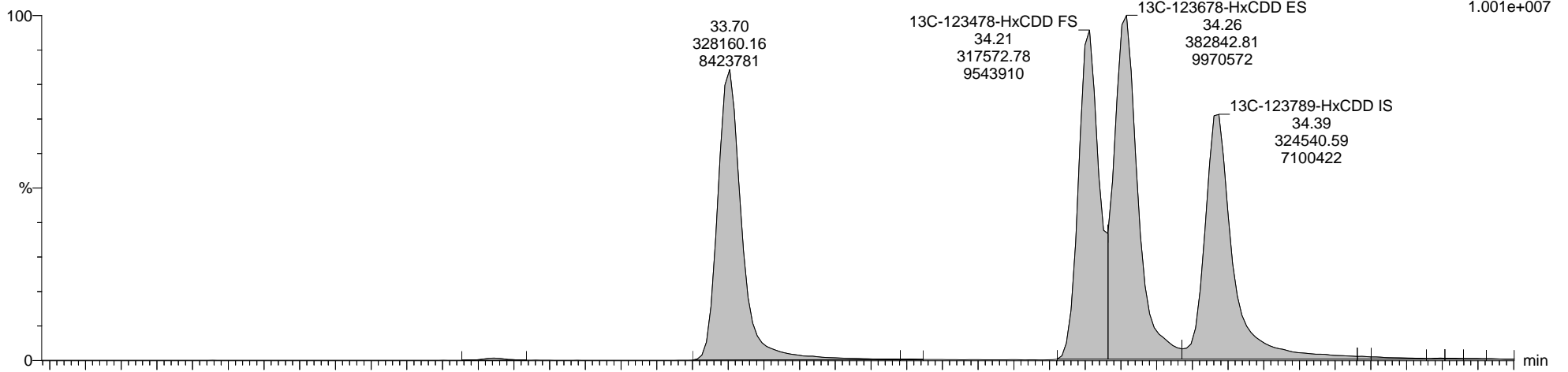
Last Altered: Monday, August 19, 2019 11:56:41 Eastern Daylight Time
Printed: Friday, August 30, 2019 14:35:25 Eastern Daylight Time

Name: 7-190816A07, Date: 16-Aug-2019, Time: 02:13:21, ID: H7-19-CCV-0534, Description: 1613B-CS3+PERF-011D, Vial: Tray1:1

13C-123678-HxCDD ES

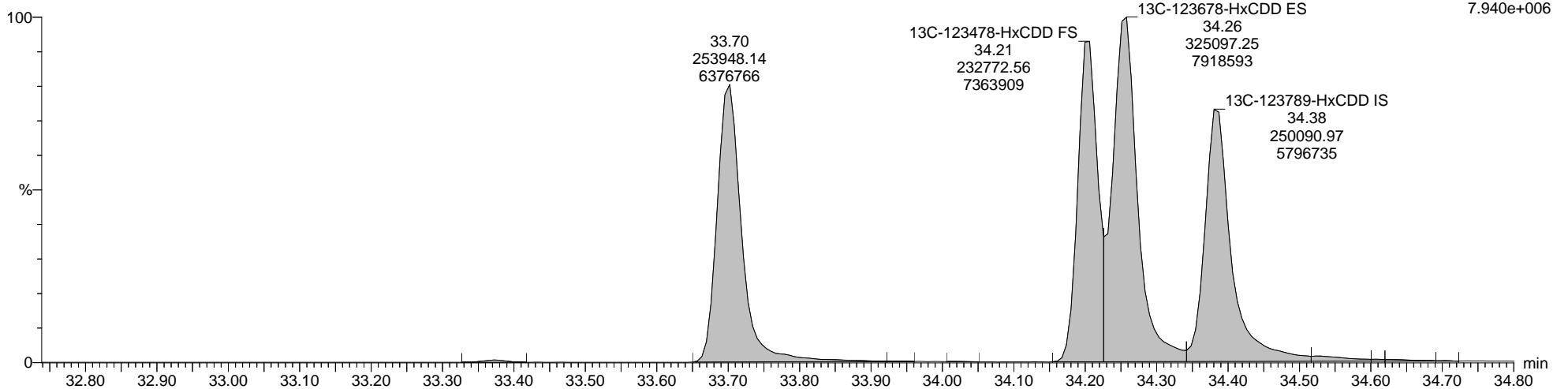
7-190816A07 Smooth(SG,1x1)
1613B-CS3+PERF-011D H7-19-CCV-0534

F3:Voltage SIR,EI+
401.8559
1.001e+007



7-190816A07 Smooth(SG,1x1)
1613B-CS3+PERF-011D H7-19-CCV-0534

F3:Voltage SIR,EI+
403.8530
7.940e+006



Quantify Sample Report MassLynx MassLynx V4.1 SCN 901

Dataset: C:\MassLynx\Dioxin.PRO\Result Files\7-190816A2-Q2-0816TP.qld

Last Altered: Monday, August 19, 2019 11:56:41 Eastern Daylight Time

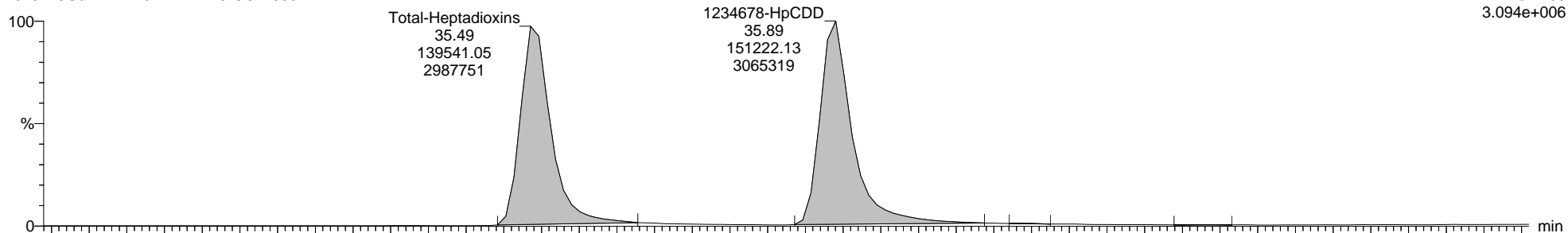
Printed: Friday, August 30, 2019 14:35:25 Eastern Daylight Time

Name: 7-190816A07, Date: 16-Aug-2019, Time: 02:13:21, ID: H7-19-CCV-0534, Description: 1613B-CS3+PERF-011D, Vial: Tray1:1

Total-Heptadioxins

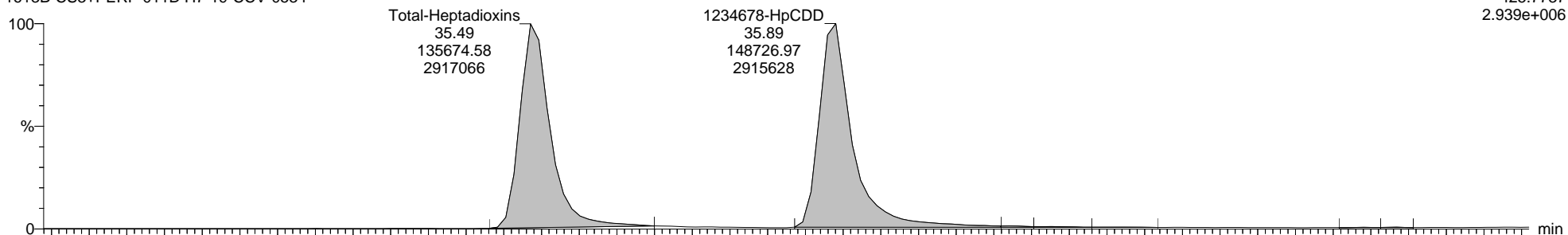
7-190816A07 Smooth(SG,1x1)
1613B-CS3+PERF-011D H7-19-CCV-0534

F4:Voltage SIR,EI+
423.7766
3.094e+006



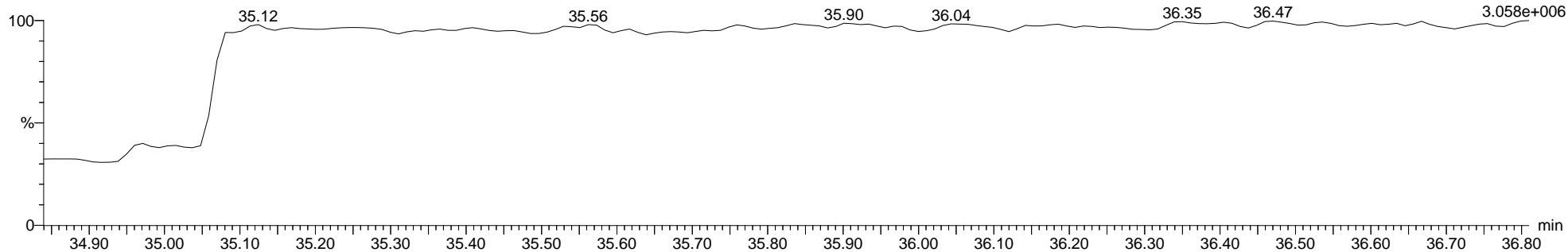
7-190816A07 Smooth(SG,1x1)
1613B-CS3+PERF-011D H7-19-CCV-0534

F4:Voltage SIR,EI+
425.7737
2.939e+006



7-190816A07 Smooth(SG,1x1)
1613B-CS3+PERF-011D H7-19-CCV-0534

F4:Voltage SIR,EI+
454.9728
3.058e+006



Dataset: C:\MassLynx\Dioxin.PRO\Result Files\7-190816A2-Q2-0816TP.qld

Last Altered: Monday, August 19, 2019 11:56:41 Eastern Daylight Time

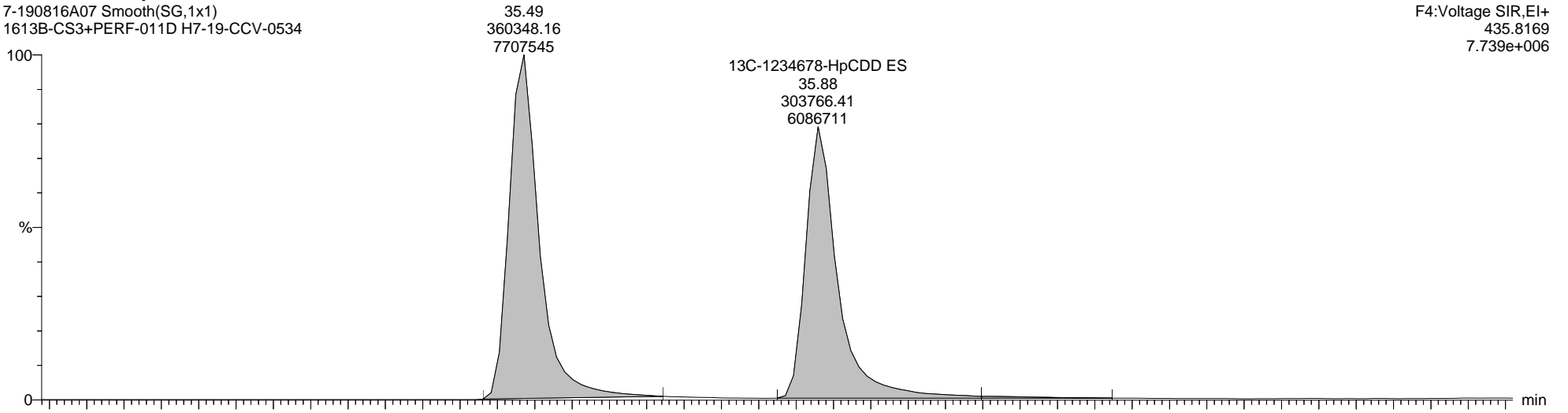
Printed: Friday, August 30, 2019 14:35:25 Eastern Daylight Time

Name: 7-190816A07, Date: 16-Aug-2019, Time: 02:13:21, ID: H7-19-CCV-0534, Description: 1613B-CS3+PERF-011D, Vial: Tray1:1

13C-1234678-HpCDD ES

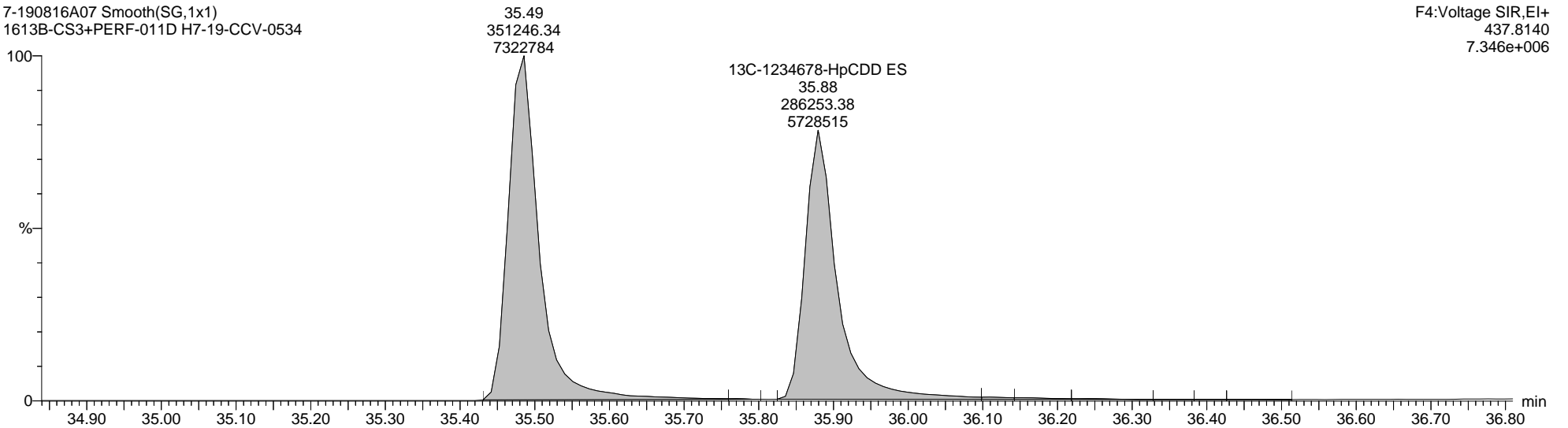
7-190816A07 Smooth(SG,1x1)
1613B-CS3+PERF-011D H7-19-CCV-0534

F4:Voltage SIR,EI+
435.8169
7.739e+006



7-190816A07 Smooth(SG,1x1)
1613B-CS3+PERF-011D H7-19-CCV-0534

F4:Voltage SIR,EI+
437.8140
7.346e+006



Quantify Sample Report MassLynx MassLynx V4.1 SCN 901

Dataset: C:\MassLynx\Dioxin.PRO\Result Files\7-190816A2-Q2-0816TP.qld

Last Altered: Monday, August 19, 2019 11:56:41 Eastern Daylight Time


Printed: Friday, August 30, 2019 14:35:25 Eastern Daylight Time

Name: 7-190816A07, Date: 16-Aug-2019, Time: 02:13:21, ID: H7-19-CCV-0534, Description: 1613B-CS3+PERF-011D, Vial: Tray1:1

Total-OCDD


7-190816A07 Smooth(SG,1x1)
1613B-CS3+PERF-011D H7-19-CCV-0534

F5:Voltage SIR,EI+
457.7377
3.757e+006



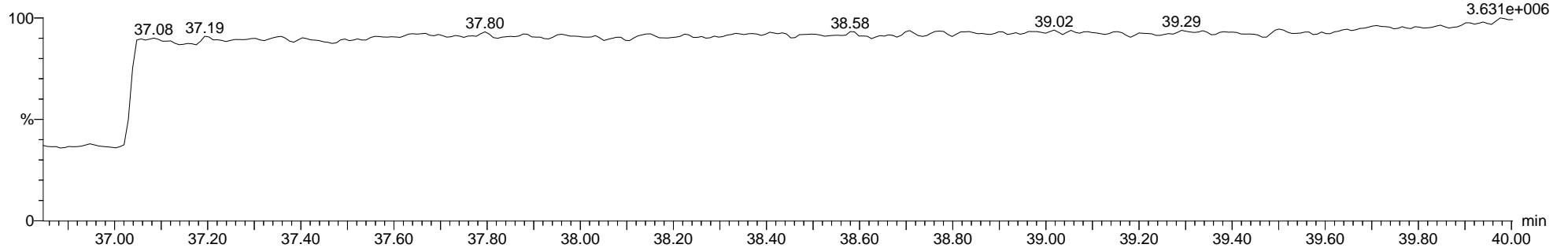
7-190816A07 Smooth(SG,1x1)
1613B-CS3+PERF-011D H7-19-CCV-0534

F5:Voltage SIR,EI+
459.7348
4.129e+006



7-190816A07 Smooth(SG,1x1)
1613B-CS3+PERF-011D H7-19-CCV-0534

F5:Voltage SIR,EI+
454.9728
3.631e+006



Quantify Sample Report MassLynx MassLynx V4.1 SCN 901

Dataset: C:\MassLynx\Dioxin.PRO\Result Files\7-190816A2-Q2-0816TP.qld

Last Altered: Monday, August 19, 2019 11:56:41 Eastern Daylight Time


Printed: Friday, August 30, 2019 14:35:25 Eastern Daylight Time

Name: 7-190816A07, Date: 16-Aug-2019, Time: 02:13:21, ID: H7-19-CCV-0534, Description: 1613B-CS3+PERF-011D, Vial: Tray1:1

13C-OCDD ES

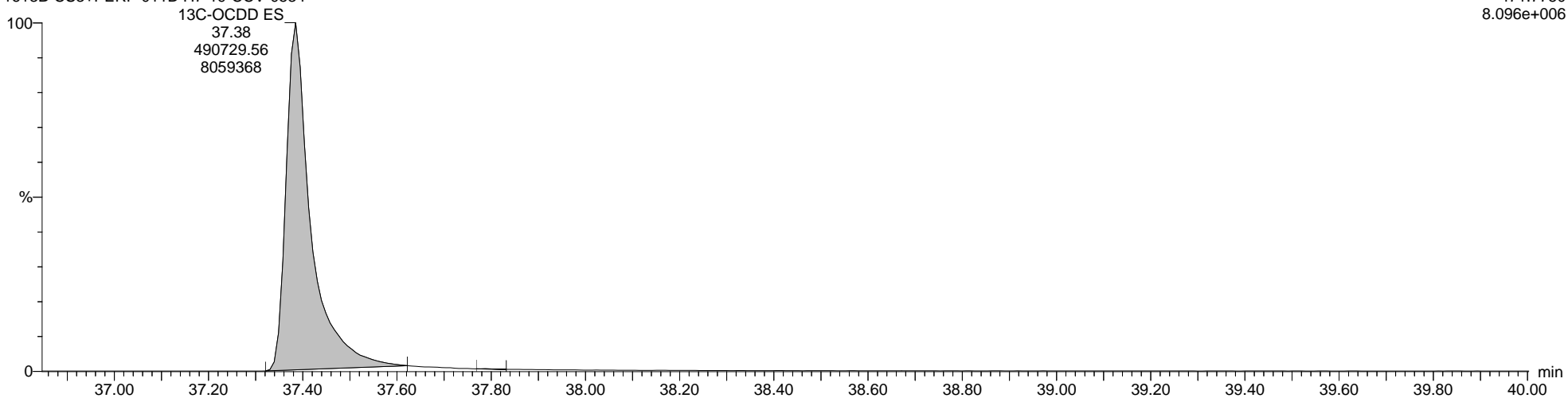
7-190816A07 Smooth(SG,1x1)
1613B-CS3+PERF-011D H7-19-CCV-0534

F5:Voltage SIR,EI+
469.7779
7.380e+006



7-190816A07 Smooth(SG,1x1)
1613B-CS3+PERF-011D H7-19-CCV-0534

F5:Voltage SIR,EI+
471.7750
8.096e+006



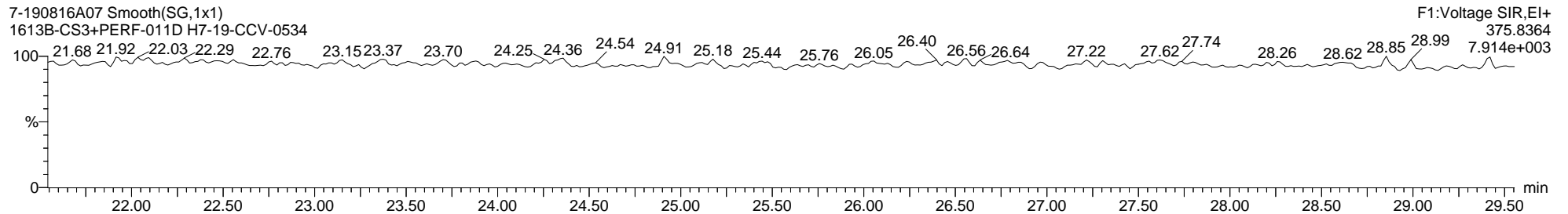
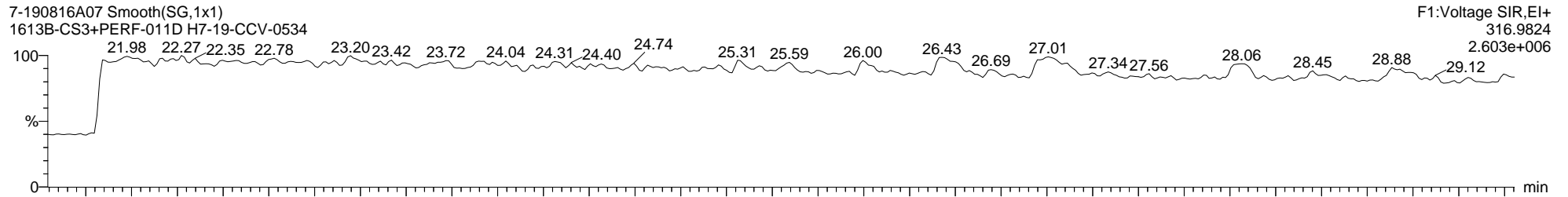
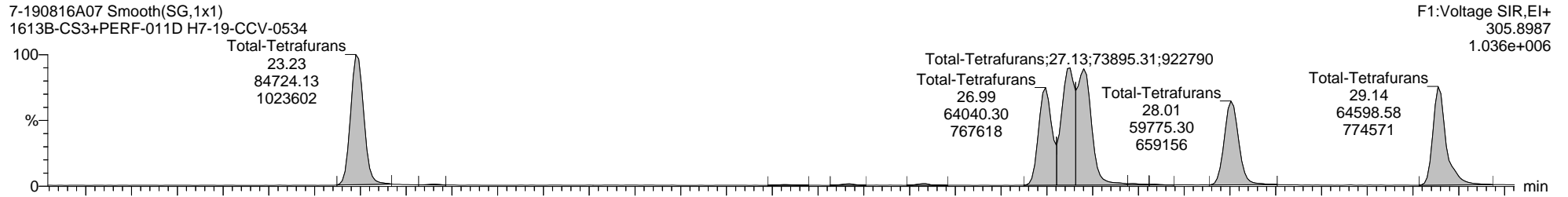
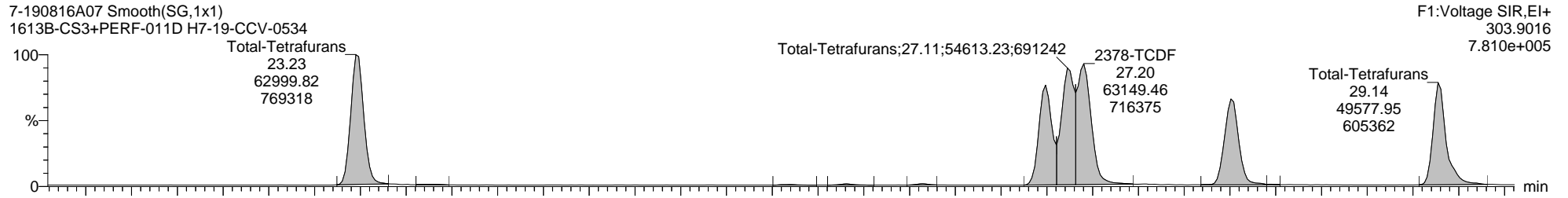
Quantify Sample Report MassLynx MassLynx V4.1 SCN 901

Dataset: C:\MassLynx\Dioxin.PRO\Result Files\7-190816A2-Q2-0816TP.qld

Last Altered: Monday, August 19, 2019 11:56:41 Eastern Daylight Time
Printed: Friday, August 30, 2019 14:35:25 Eastern Daylight Time

Name: 7-190816A07, Date: 16-Aug-2019, Time: 02:13:21, ID: H7-19-CCV-0534, Description: 1613B-CS3+PERF-011D, Vial: Tray1:1

Total-Tetrafurans



Dataset: C:\MassLynx\Dioxin.PRO\Result Files\7-190816A2-Q2-0816TP.qld

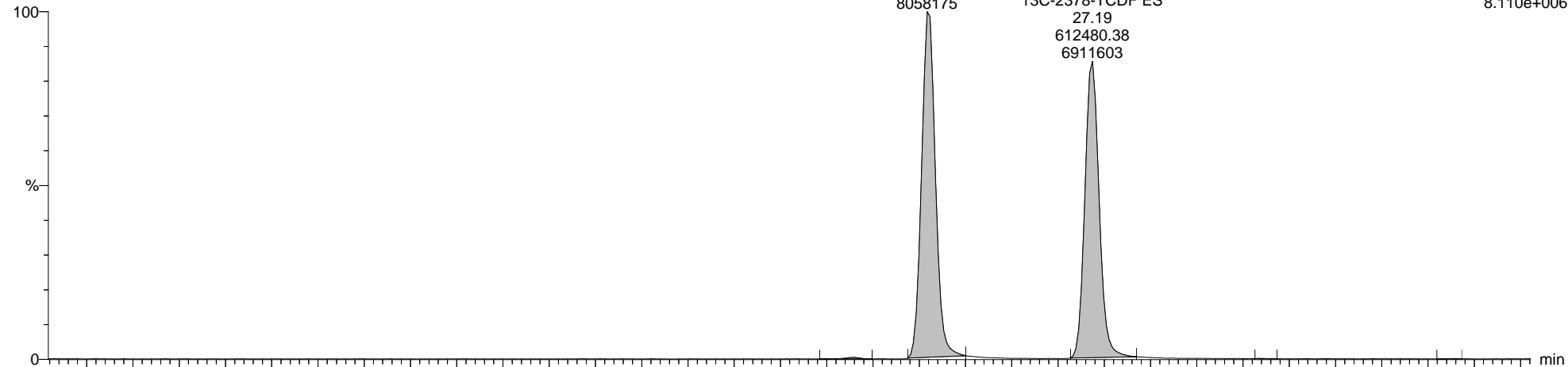
Last Altered: Monday, August 19, 2019 11:56:41 Eastern Daylight Time

Printed: Friday, August 30, 2019 14:35:25 Eastern Daylight Time

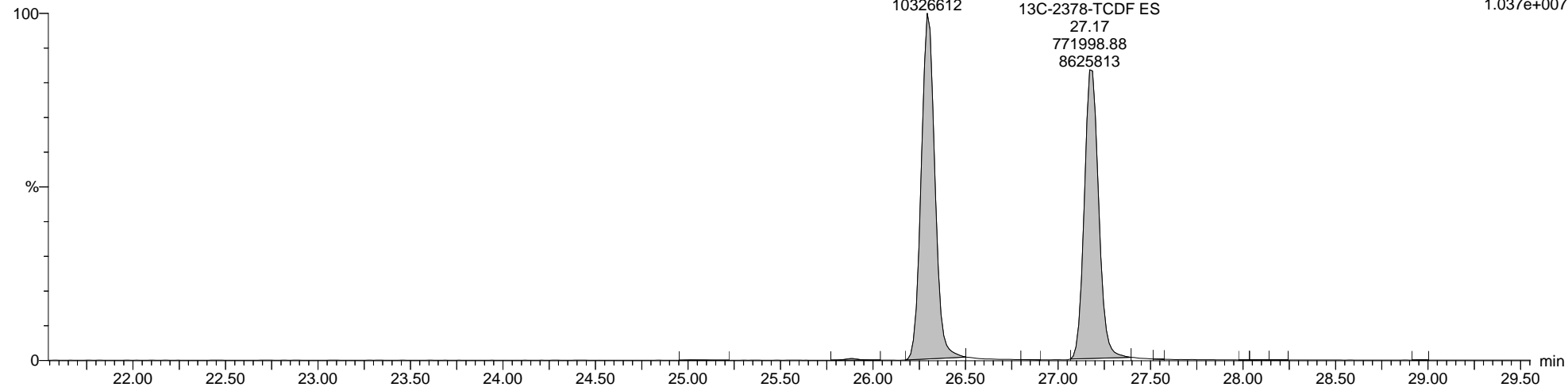
Name: 7-190816A07, Date: 16-Aug-2019, Time: 02:13:21, ID: H7-19-CCV-0534, Description: 1613B-CS3+PERF-011D, Vial: Tray1:1

13C-2378-TCDF ES

7-190816A07 Smooth(SG,1x1)
1613B-CS3+PERF-011D H7-19-CCV-0534



7-190816A07 Smooth(SG,1x1)
1613B-CS3+PERF-011D H7-19-CCV-0534



Quantify Sample Report MassLynx MassLynx V4.1 SCN 901


Dataset: C:\MassLynx\Dioxin.PRO\Result Files\7-190816A2-Q2-0816TP.qld

Last Altered: Monday, August 19, 2019 11:56:41 Eastern Daylight Time
Printed: Friday, August 30, 2019 14:35:25 Eastern Daylight Time

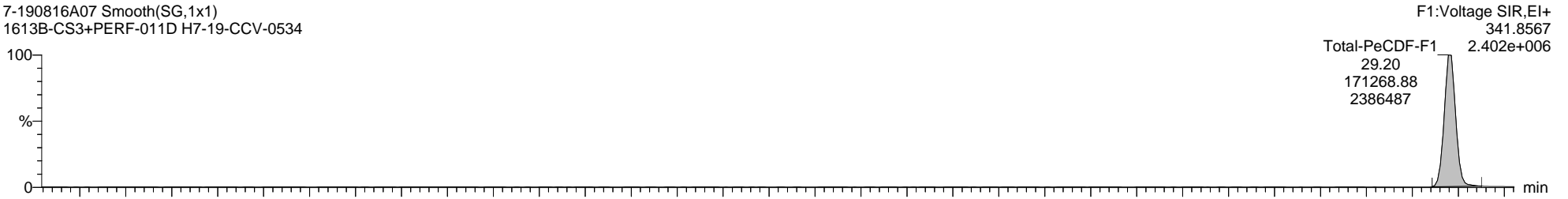
Name: 7-190816A07, Date: 16-Aug-2019, Time: 02:13:21, ID: H7-19-CCV-0534, Description: 1613B-CS3+PERF-011D, Vial: Tray1:1

Total-PeCDF-F1

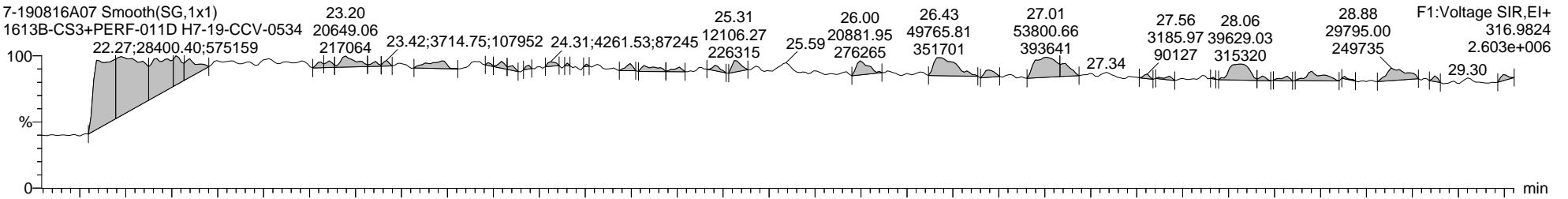
7-190816A07 Smooth(SG,1x1)
1613B-CS3+PERF-011D H7-19-CCV-0534



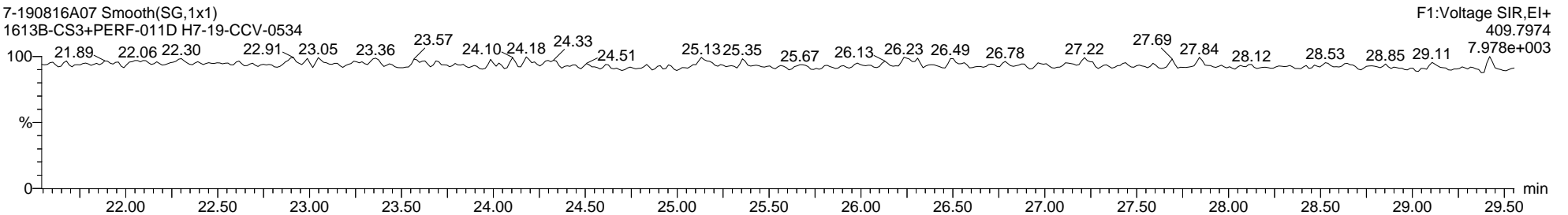
7-190816A07 Smooth(SG,1x1)
1613B-CS3+PERF-011D H7-19-CCV-0534



7-190816A07 Smooth(SG,1x1)
1613B-CS3+PERF-011D H7-19-CCV-0534



7-190816A07 Smooth(SG,1x1)
1613B-CS3+PERF-011D H7-19-CCV-0534



Quantify Sample Report MassLynx MassLynx V4.1 SCN 901

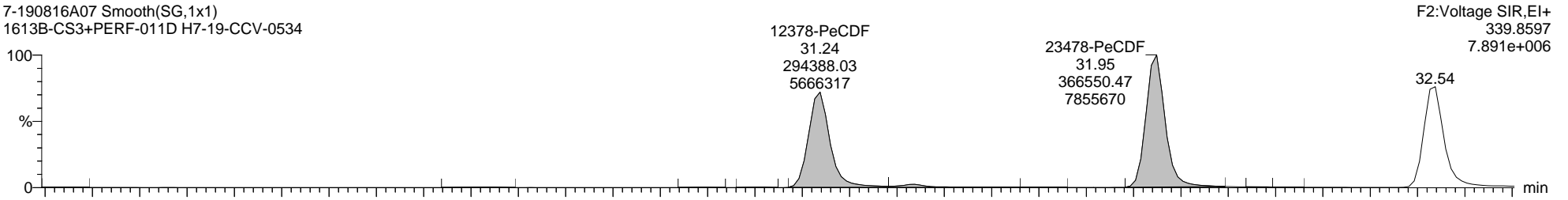
Dataset: C:\MassLynx\Dioxin.PRO\Result Files\7-190816A2-Q2-0816TP.qld

Last Altered: Monday, August 19, 2019 11:56:41 Eastern Daylight Time
Printed: Friday, August 30, 2019 14:35:25 Eastern Daylight Time

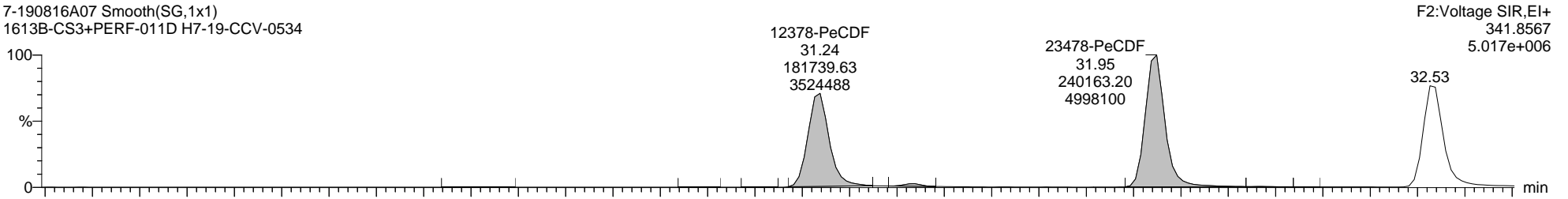
Name: 7-190816A07, Date: 16-Aug-2019, Time: 02:13:21, ID: H7-19-CCV-0534, Description: 1613B-CS3+PERF-011D, Vial: Tray1:1

Total-Pentafurans

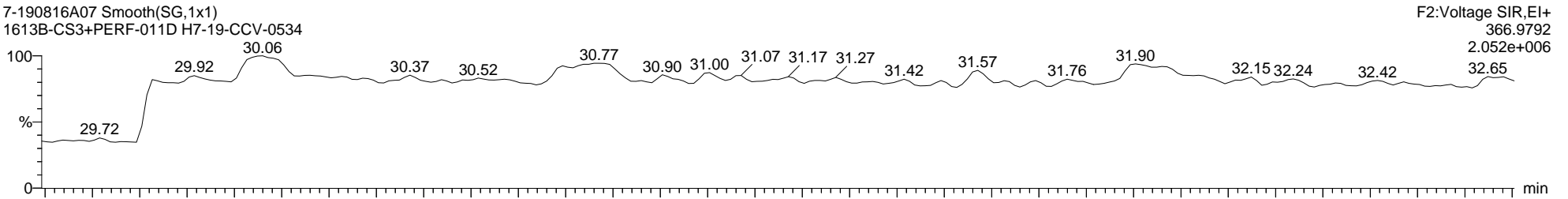
7-190816A07 Smooth(SG,1x1)
1613B-CS3+PERF-011D H7-19-CCV-0534



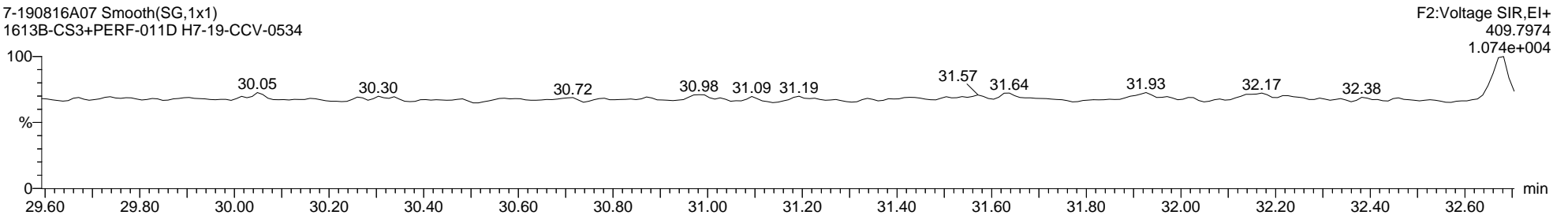
7-190816A07 Smooth(SG,1x1)
1613B-CS3+PERF-011D H7-19-CCV-0534



7-190816A07 Smooth(SG,1x1)
1613B-CS3+PERF-011D H7-19-CCV-0534



7-190816A07 Smooth(SG,1x1)
1613B-CS3+PERF-011D H7-19-CCV-0534



Dataset: C:\MassLynx\Dioxin.PRO\Result Files\7-190816A2-Q2-0816TP.qld

Last Altered: Monday, August 19, 2019 11:56:41 Eastern Daylight Time

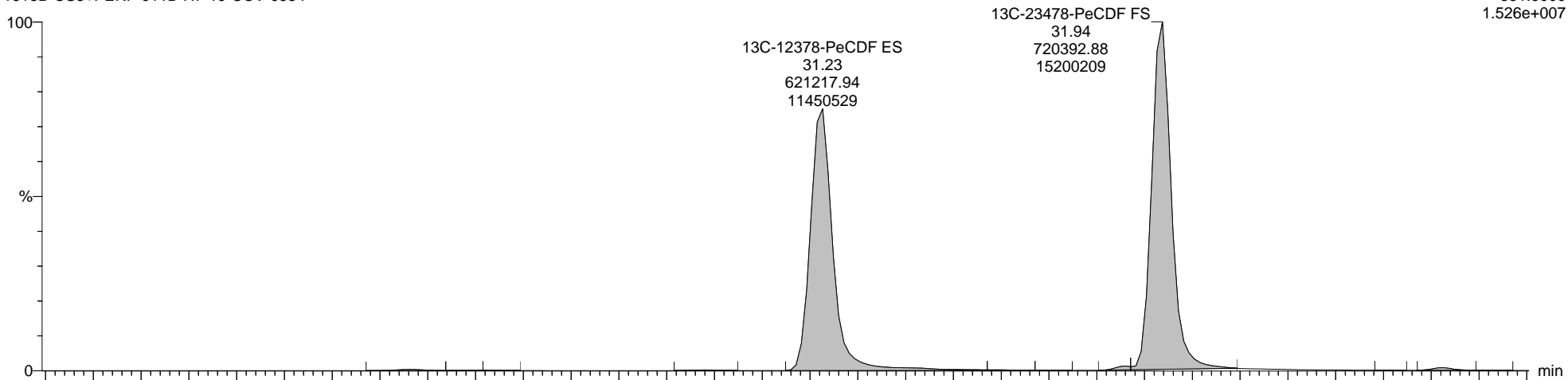
Printed: Friday, August 30, 2019 14:35:25 Eastern Daylight Time

Name: 7-190816A07, Date: 16-Aug-2019, Time: 02:13:21, ID: H7-19-CCV-0534, Description: 1613B-CS3+PERF-011D, Vial: Tray1:1

13C-12378-PeCDF ES

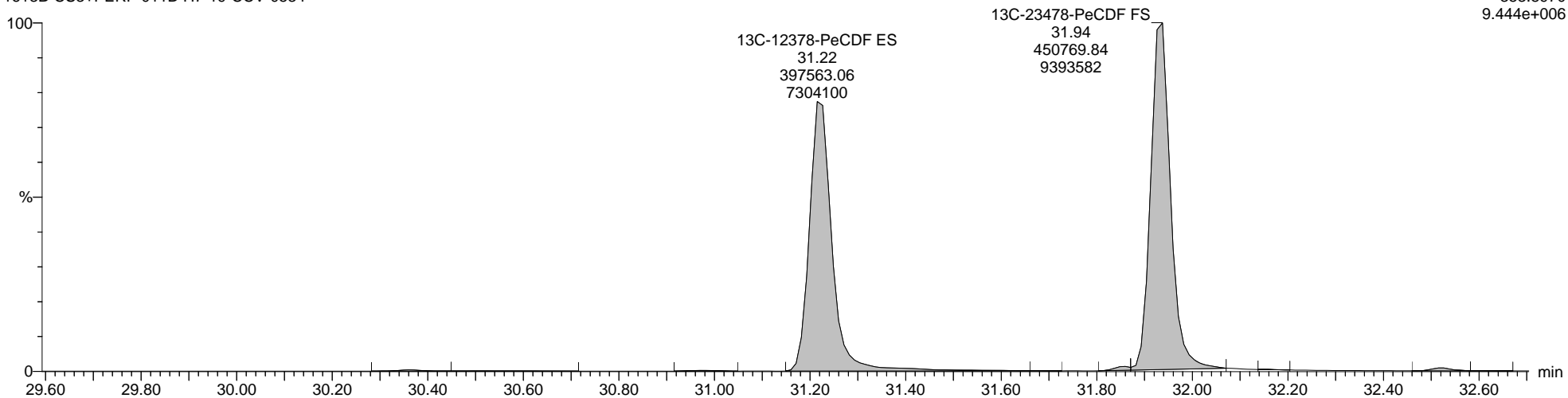
7-190816A07 Smooth(SG,1x1)
1613B-CS3+PERF-011D H7-19-CCV-0534

F2:Voltage SIR,EI+
351.9000
1.526e+007



7-190816A07 Smooth(SG,1x1)
1613B-CS3+PERF-011D H7-19-CCV-0534

F2:Voltage SIR,EI+
353.8970
9.444e+006



Quantify Sample Report MassLynx MassLynx V4.1 SCN 901

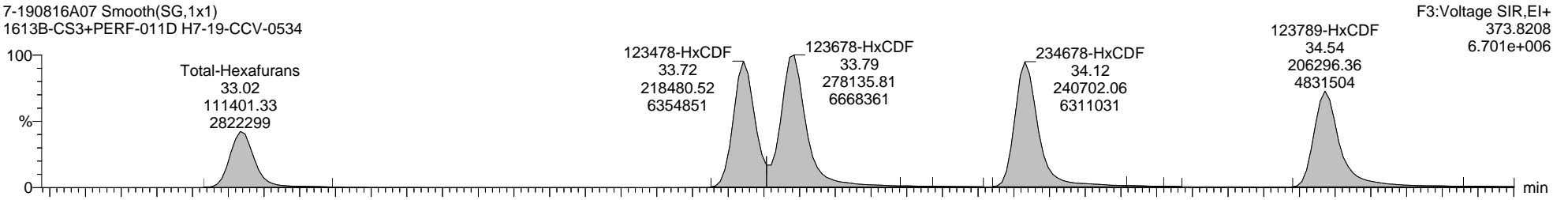
Dataset: C:\MassLynx\Dioxin.PRO\Result Files\7-190816A2-Q2-0816TP.qld

Last Altered: Monday, August 19, 2019 11:56:41 Eastern Daylight Time
Printed: Friday, August 30, 2019 14:35:25 Eastern Daylight Time

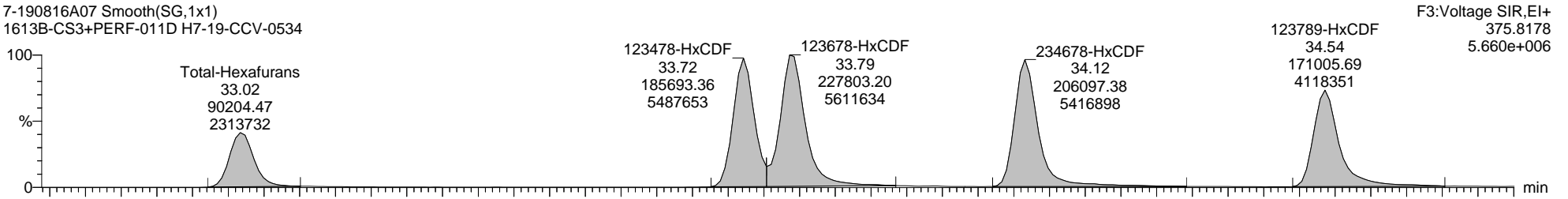
Name: 7-190816A07, Date: 16-Aug-2019, Time: 02:13:21, ID: H7-19-CCV-0534, Description: 1613B-CS3+PERF-011D, Vial: Tray1:1

Total-Hexafurans

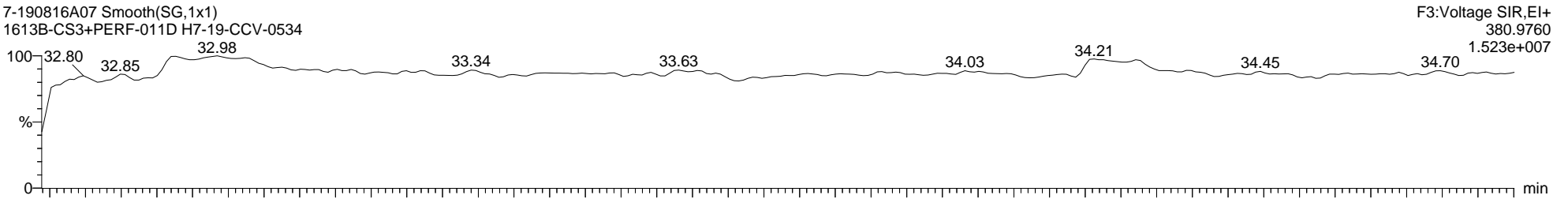
7-190816A07 Smooth(SG,1x1)
1613B-CS3+PERF-011D H7-19-CCV-0534



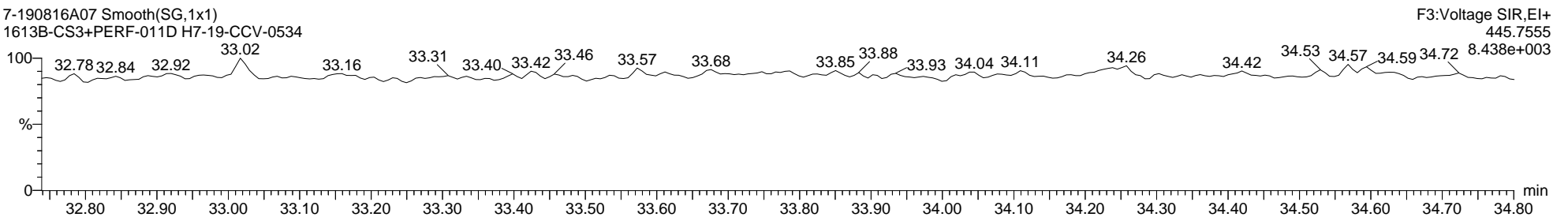
7-190816A07 Smooth(SG,1x1)
1613B-CS3+PERF-011D H7-19-CCV-0534



7-190816A07 Smooth(SG,1x1)
1613B-CS3+PERF-011D H7-19-CCV-0534



7-190816A07 Smooth(SG,1x1)
1613B-CS3+PERF-011D H7-19-CCV-0534



Quantify Sample Report MassLynx MassLynx V4.1 SCN 901

Dataset: C:\MassLynx\Dioxin.PRO\Result Files\7-190816A2-Q2-0816TP.qld

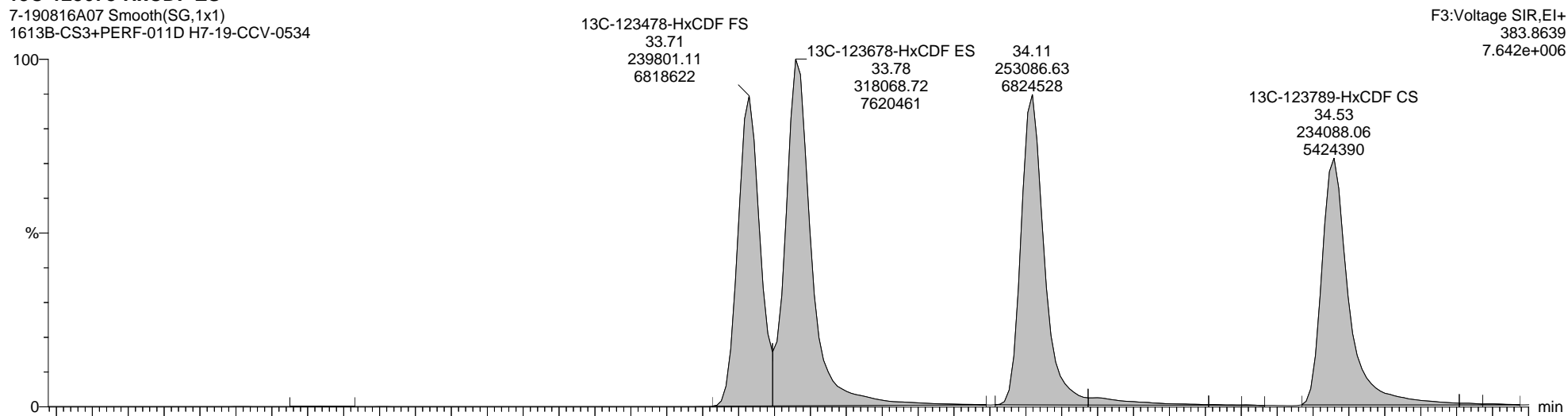
Last Altered: Monday, August 19, 2019 11:56:41 Eastern Daylight Time

Printed: Friday, August 30, 2019 14:35:25 Eastern Daylight Time

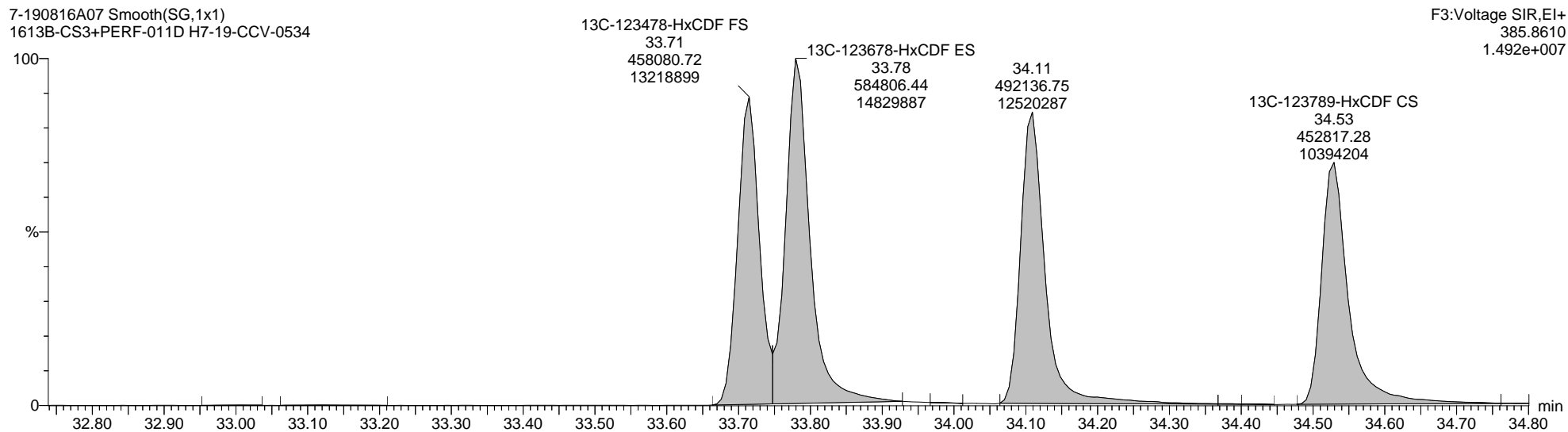
Name: 7-190816A07, Date: 16-Aug-2019, Time: 02:13:21, ID: H7-19-CCV-0534, Description: 1613B-CS3+PERF-011D, Vial: Tray1:1

13C-123678-HxCDF ES

7-190816A07 Smooth(SG,1x1)
1613B-CS3+PERF-011D H7-19-CCV-0534



7-190816A07 Smooth(SG,1x1)
1613B-CS3+PERF-011D H7-19-CCV-0534



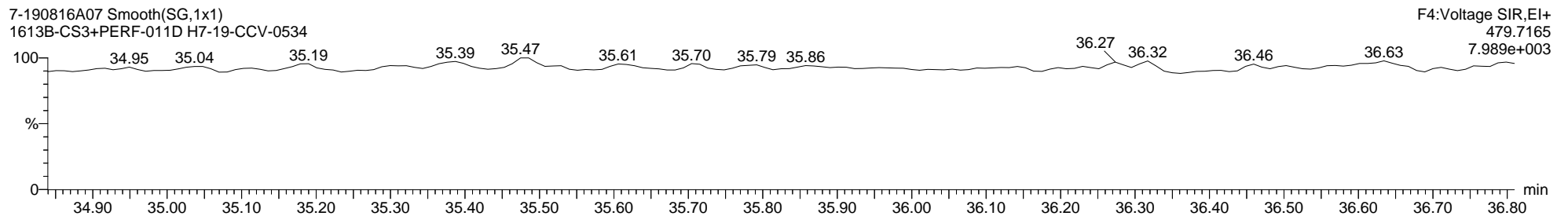
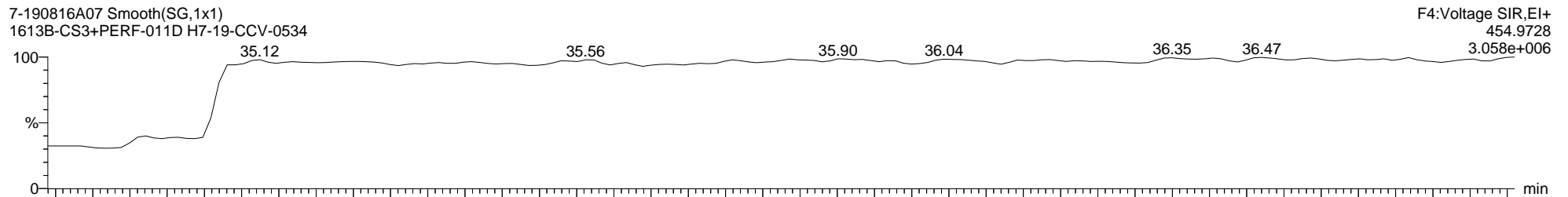


Quantify Sample Report MassLynx MassLynx V4.1 SCN 901

Dataset: C:\MassLynx\Dioxin.PRO\Result Files\7-190816A2-Q2-0816TP.qld

Last Altered: Monday, August 19, 2019 11:56:41 Eastern Daylight Time
Printed: Friday, August 30, 2019 14:35:25 Eastern Daylight Time

Name: 7-190816A07, Date: 16-Aug-2019, Time: 02:13:21, ID: H7-19-CCV-0534, Description: 1613B-CS3+PERF-011D, Vial: Tray1:1

Total-Heptafurans



Quantify Sample Report MassLynx MassLynx V4.1 SCN 901

Dataset: C:\MassLynx\Dioxin.PRO\Result Files\7-190816A2-Q2-0816TP.qld

Last Altered: Monday, August 19, 2019 11:56:41 Eastern Daylight Time

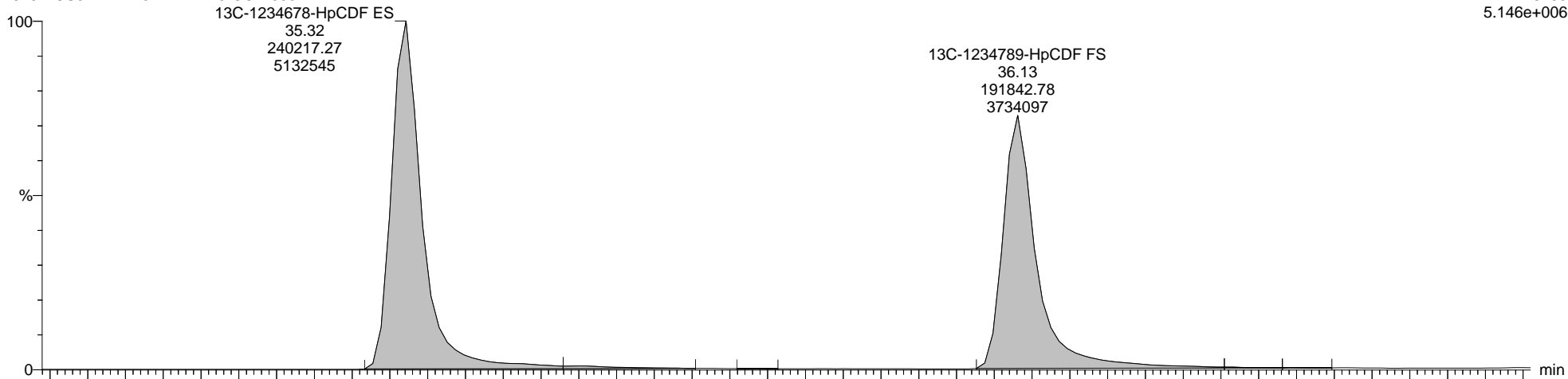
Printed: Friday, August 30, 2019 14:35:25 Eastern Daylight Time

Name: 7-190816A07, Date: 16-Aug-2019, Time: 02:13:21, ID: H7-19-CCV-0534, Description: 1613B-CS3+PERF-011D, Vial: Tray1:1

13C-1234678-HpCDF ES

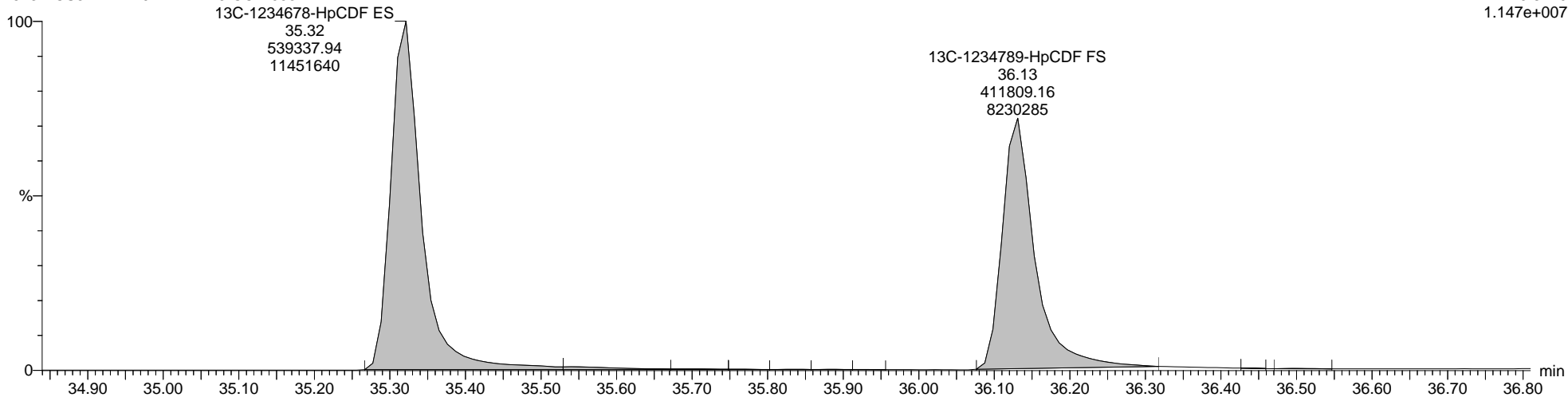
7-190816A07 Smooth(SG,1x1)
1613B-CS3+PERF-011D H7-19-CCV-0534

F4:Voltage SIR,EI+
417.8253
5.146e+006



7-190816A07 Smooth(SG,1x1)
1613B-CS3+PERF-011D H7-19-CCV-0534

F4:Voltage SIR,EI+
419.8220
1.147e+007



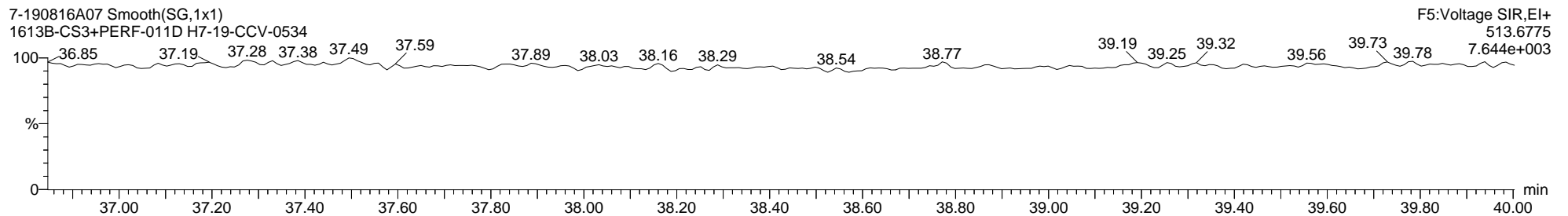
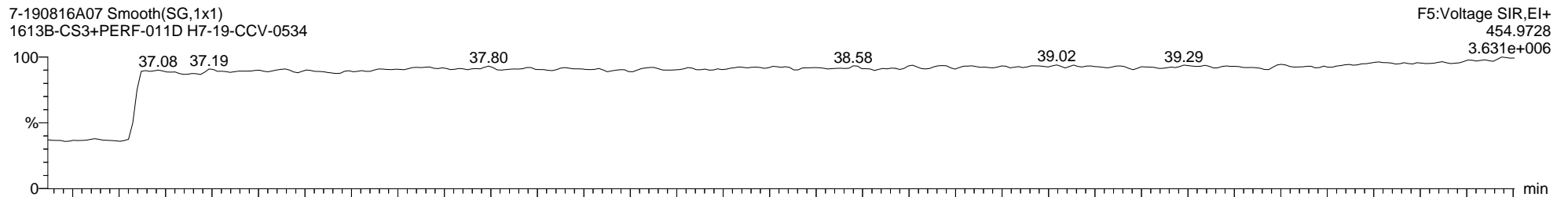
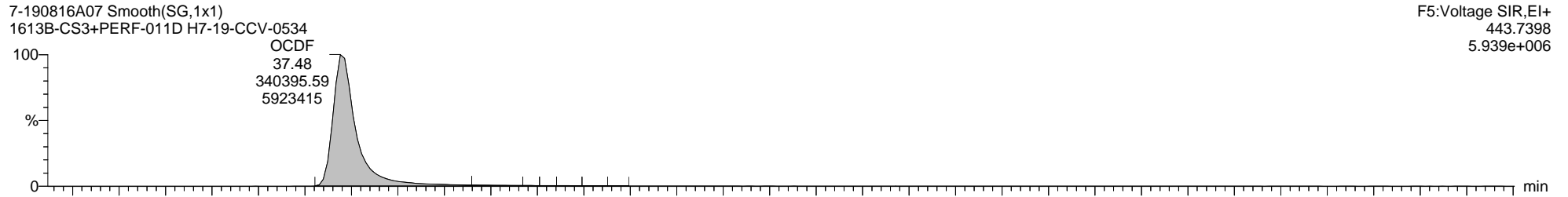
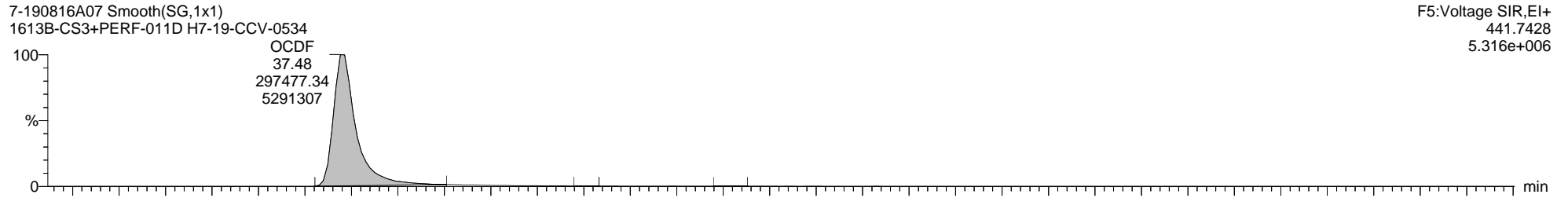
Quantify Sample Report MassLynx MassLynx V4.1 SCN 901

Dataset: C:\MassLynx\Dioxin.PRO\Result Files\7-190816A2-Q2-0816TP.qld

Last Altered: Monday, August 19, 2019 11:56:41 Eastern Daylight Time
Printed: Friday, August 30, 2019 14:35:25 Eastern Daylight Time

Name: 7-190816A07, Date: 16-Aug-2019, Time: 02:13:21, ID: H7-19-CCV-0534, Description: 1613B-CS3+PERF-011D, Vial: Tray1:1

Totals-OCDF



Dataset: C:\MassLynx\Dioxin.PRO\Result Files\7-190816A2-Q2-0816TP.qld

Last Altered: Monday, August 19, 2019 11:56:41 Eastern Daylight Time


Printed: Friday, August 30, 2019 14:35:25 Eastern Daylight Time

Name: 7-190816A08, Date: 16-Aug-2019, Time: 03:04:19, ID: WG3116369-2, Description: M23 LCS, Vial: Tray1:6

2378-TCDD

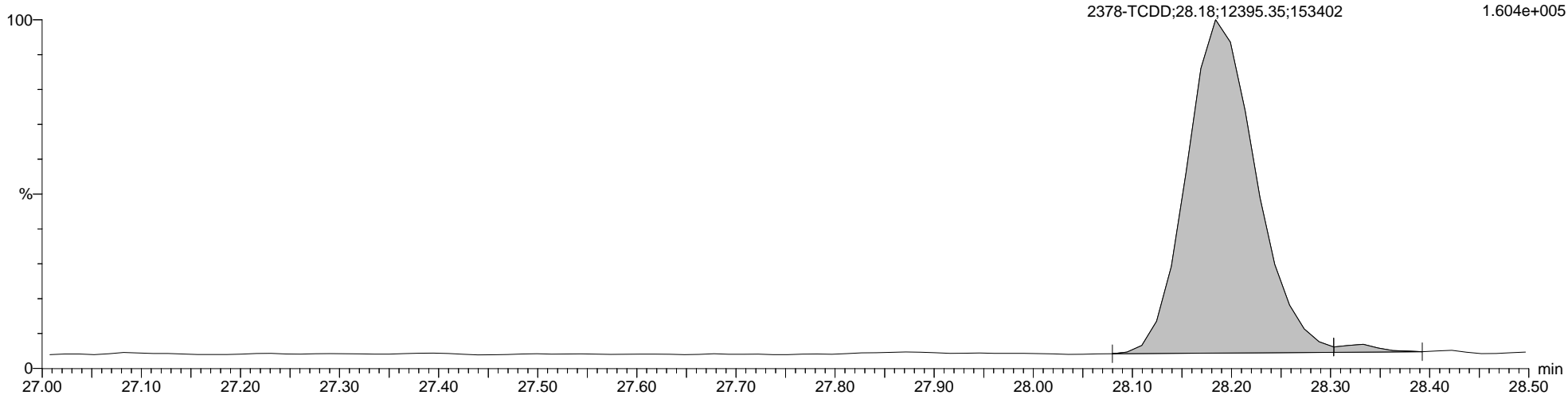
7-190816A08 Smooth(SG,1x1)
M23 LCS WG3116369-2

F1:Voltage SIR,EI+
319.8965
1.323e+005



7-190816A08 Smooth(SG,1x1)
M23 LCS WG3116369-2

F1:Voltage SIR,EI+
321.8936
1.604e+005



Quantify Sample Report MassLynx MassLynx V4.1 SCN 901

Dataset: C:\MassLynx\Dioxin.PRO\Result Files\7-190816A2-Q2-0816TP.qld

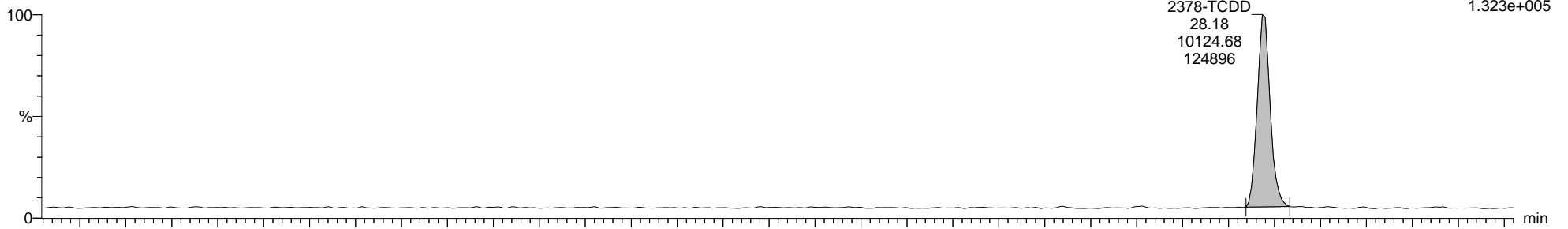
Last Altered: Monday, August 19, 2019 11:56:41 Eastern Daylight Time
Printed: Friday, August 30, 2019 14:35:25 Eastern Daylight Time

Name: 7-190816A08, Date: 16-Aug-2019, Time: 03:04:19, ID: WG3116369-2, Description: M23 LCS, Vial: Tray1:6

Total-Tetradoxins


7-190816A08 Smooth(SG,1x1)
M23 LCS WG3116369-2

F1:Voltage SIR,EI+
319.8965
1.323e+005



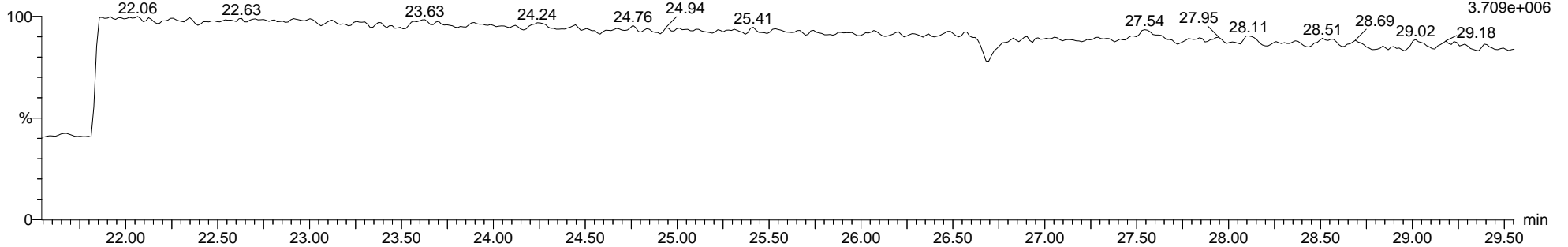
7-190816A08 Smooth(SG,1x1)
M23 LCS WG3116369-2

F1:Voltage SIR,EI+
321.8936
1.604e+005



7-190816A08 Smooth(SG,1x1)
M23 LCS WG3116369-2

F1:Voltage SIR,EI+
316.9824
3.709e+006



Quantify Sample Report MassLynx MassLynx V4.1 SCN 901

Dataset: C:\MassLynx\Dioxin.PRO\Result Files\7-190816A2-Q2-0816TP.qld

Last Altered: Monday, August 19, 2019 11:56:41 Eastern Daylight Time


Printed: Friday, August 30, 2019 14:35:25 Eastern Daylight Time

Name: 7-190816A08, Date: 16-Aug-2019, Time: 03:04:19, ID: WG3116369-2, Description: M23 LCS, Vial: Tray1:6

13C-2378-TCDD ES

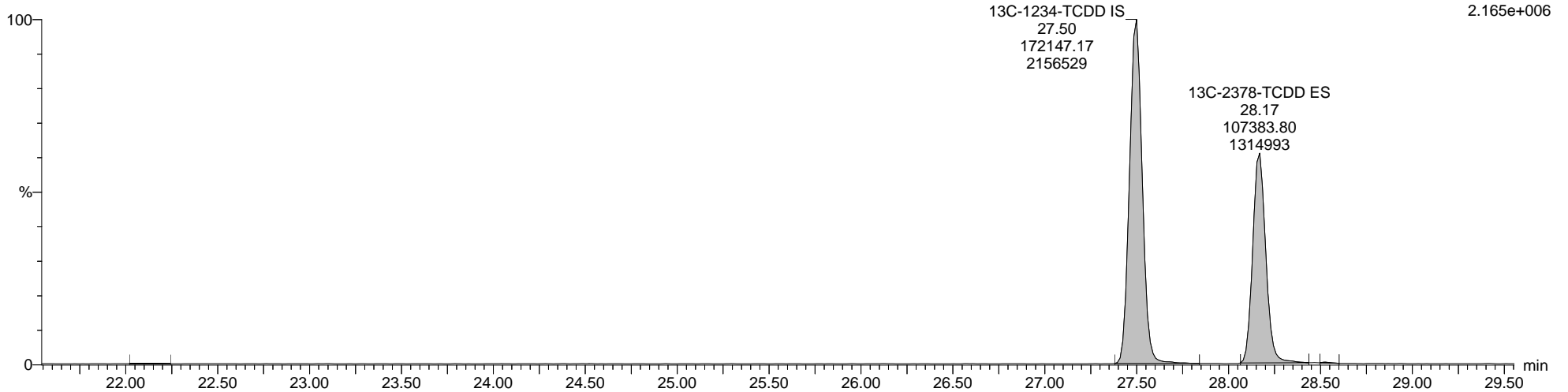
7-190816A08 Smooth(SG,1x1)
M23 LCS WG3116369-2

F1:Voltage SIR,EI+
331.9368
1.727e+006



7-190816A08 Smooth(SG,1x1)
M23 LCS WG3116369-2

F1:Voltage SIR,EI+
333.9339
2.165e+006



Quantify Sample Report **MassLynx MassLynx V4.1 SCN 901**

Dataset: C:\MassLynx\Dioxin.PRO\Result Files\7-190816A2-Q2-0816TP.qld

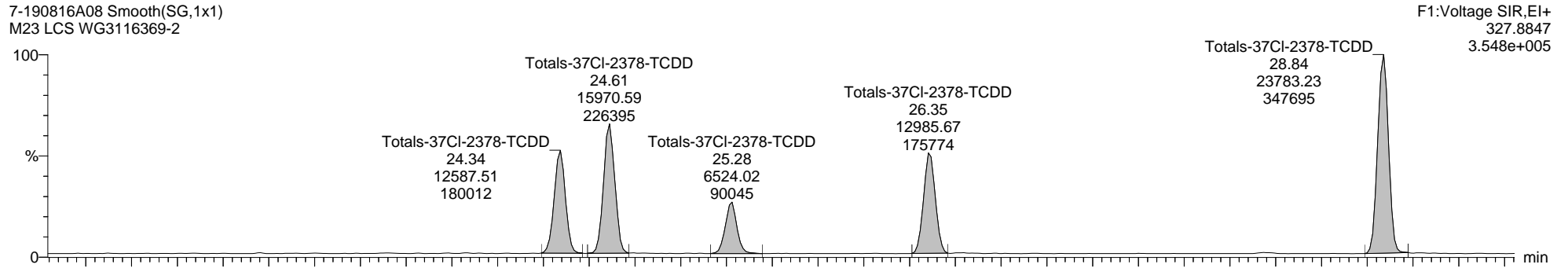
Last Altered: Monday, August 19, 2019 11:56:41 Eastern Daylight Time

Printed: Friday, August 30, 2019 14:35:25 Eastern Daylight Time

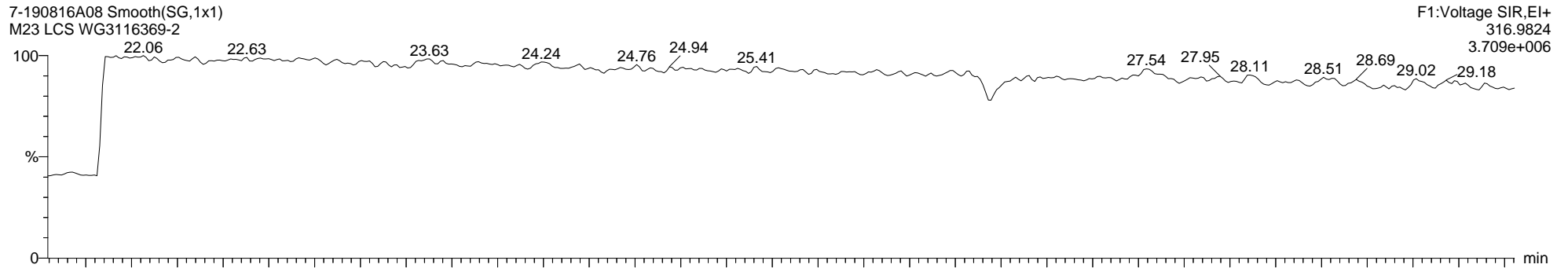
Name: 7-190816A08, Date: 16-Aug-2019, Time: 03:04:19, ID: WG3116369-2, Description: M23 LCS, Vial: Tray1:6

Totals-37Cl-2378-TCDD

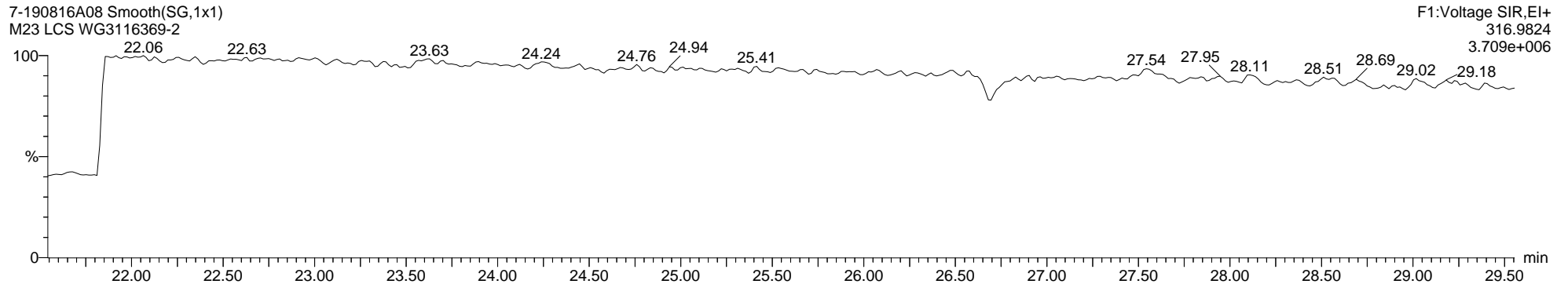
7-190816A08 Smooth(SG,1x1)
M23 LCS WG3116369-2



7-190816A08 Smooth(SG,1x1)
M23 LCS WG3116369-2



7-190816A08 Smooth(SG,1x1)
M23 LCS WG3116369-2



Quantify Sample Report MassLynx MassLynx V4.1 SCN 901

Dataset: C:\MassLynx\Dioxin.PRO\Result Files\7-190816A2-Q2-0816TP.qld


Last Altered: Monday, August 19, 2019 11:56:41 Eastern Daylight Time
Printed: Friday, August 30, 2019 14:35:25 Eastern Daylight Time

Name: 7-190816A08, Date: 16-Aug-2019, Time: 03:04:19, ID: WG3116369-2, Description: M23 LCS, Vial: Tray1:6

Total-Pentadioxins


7-190816A08 Smooth(SG,1x1)
M23 LCS WG3116369-2

F2:Voltage SIR,EI+
355.8546
1.359e+006



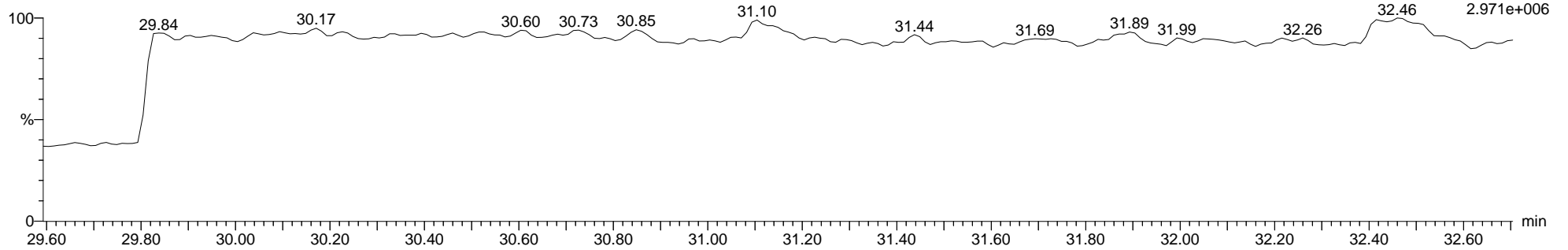
7-190816A08 Smooth(SG,1x1)
M23 LCS WG3116369-2

F2:Voltage SIR,EI+
353.8576
8.386e+005



7-190816A08 Smooth(SG,1x1)
M23 LCS WG3116369-2

F2:Voltage SIR,EI+
366.9792
2.971e+006



Dataset: C:\MassLynx\Dioxin.PRO\Result Files\7-190816A2-Q2-0816TP.qld

Last Altered: Monday, August 19, 2019 11:56:41 Eastern Daylight Time

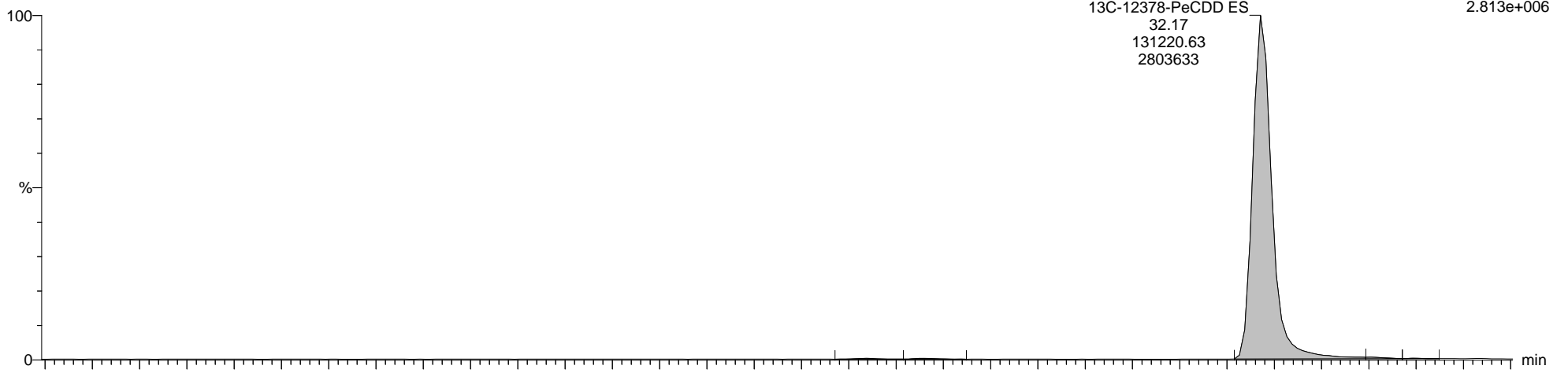
Printed: Friday, August 30, 2019 14:35:25 Eastern Daylight Time

Name: 7-190816A08, Date: 16-Aug-2019, Time: 03:04:19, ID: WG3116369-2, Description: M23 LCS, Vial: Tray1:6

13C-12378-PeCDD ES

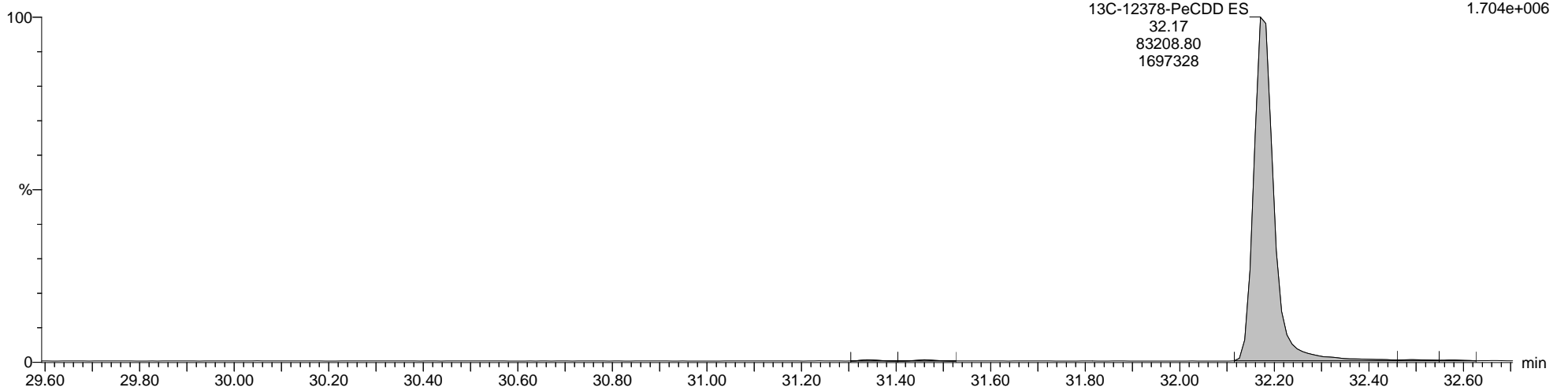
7-190816A08 Smooth(SG,1x1)
M23 LCS WG3116369-2

F2:Voltage SIR,EI+
367.8949
2.813e+006



7-190816A08 Smooth(SG,1x1)
M23 LCS WG3116369-2

F2:Voltage SIR,EI+
365.8978
1.704e+006



Quantify Sample Report MassLynx MassLynx V4.1 SCN 901

Dataset: C:\MassLynx\Dioxin.PRO\Result Files\7-190816A2-Q2-0816TP.qld


Last Altered: Monday, August 19, 2019 11:56:41 Eastern Daylight Time
Printed: Friday, August 30, 2019 14:35:25 Eastern Daylight Time

Name: 7-190816A08, Date: 16-Aug-2019, Time: 03:04:19, ID: WG3116369-2, Description: M23 LCS, Vial: Tray1:6

Total-Hexadioxins


7-190816A08 Smooth(SG,1x1)
M23 LCS WG3116369-2

F3:Voltage SIR,EI+
389.8157
1.705e+006



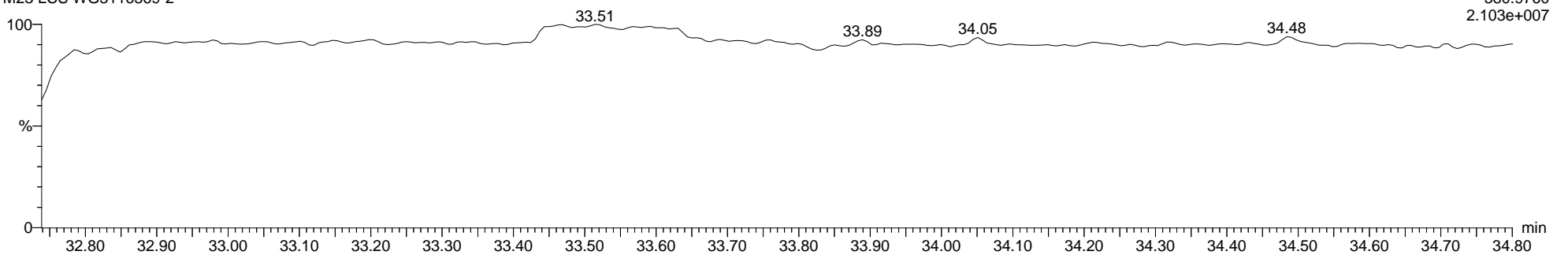
7-190816A08 Smooth(SG,1x1)
M23 LCS WG3116369-2

F3:Voltage SIR,EI+
391.8127
1.356e+006



7-190816A08 Smooth(SG,1x1)
M23 LCS WG3116369-2

F3:Voltage SIR,EI+
380.9760
2.103e+007



Dataset: C:\MassLynx\Dioxin.PRO\Result Files\7-190816A2-Q2-0816TP.qld

Last Altered: Monday, August 19, 2019 11:56:41 Eastern Daylight Time

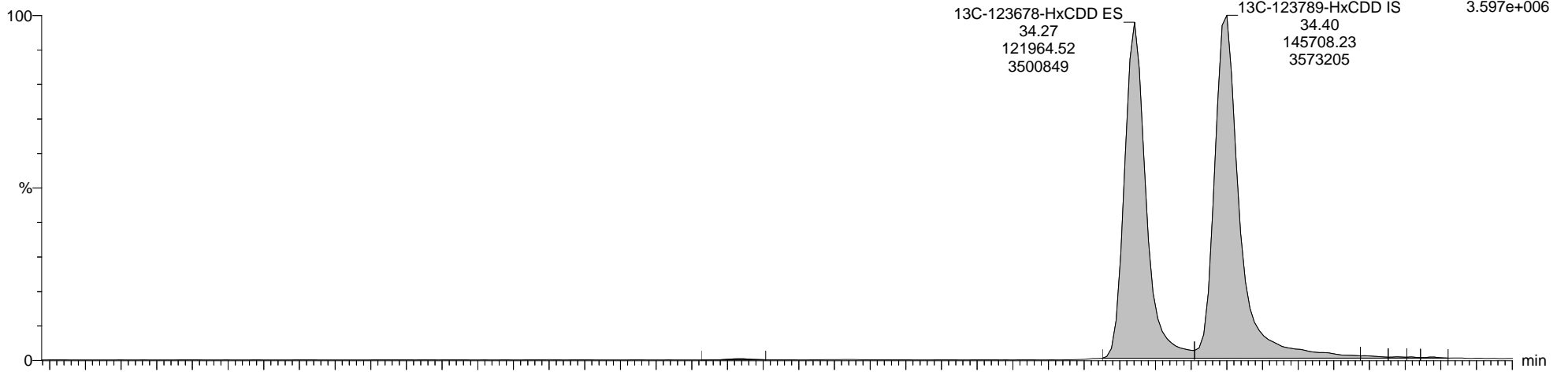
Printed: Friday, August 30, 2019 14:35:25 Eastern Daylight Time

Name: 7-190816A08, Date: 16-Aug-2019, Time: 03:04:19, ID: WG3116369-2, Description: M23 LCS, Vial: Tray1:6

13C-123678-HxCDD ES

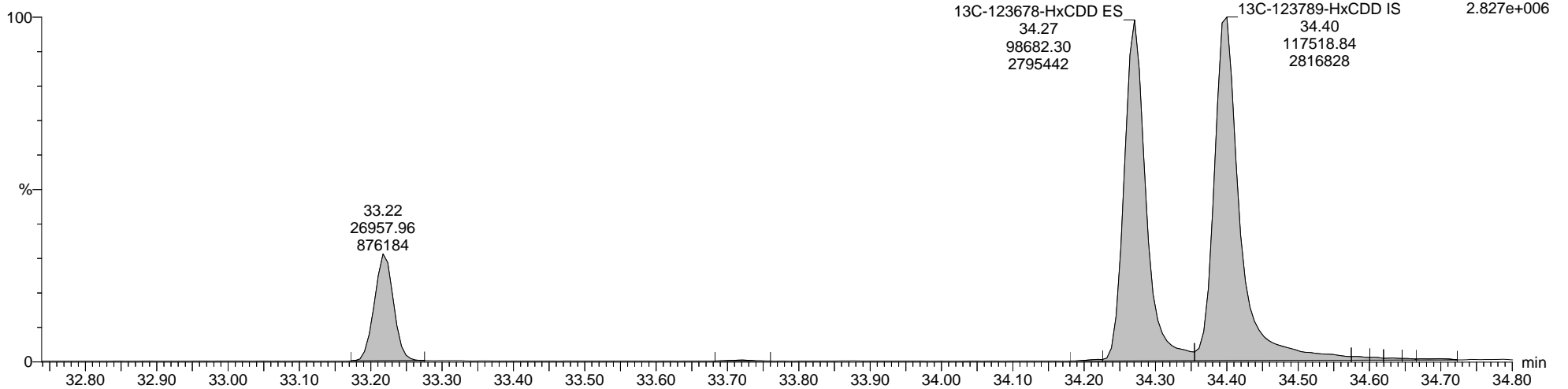
7-190816A08 Smooth(SG,1x1)
M23 LCS WG3116369-2

F3:Voltage SIR,EI+
401.8559
3.597e+006



7-190816A08 Smooth(SG,1x1)
M23 LCS WG3116369-2

F3:Voltage SIR,EI+
403.8530
2.827e+006



Quantify Sample Report MassLynx MassLynx V4.1 SCN 901

Dataset: C:\MassLynx\Dioxin.PRO\Result Files\7-190816A2-Q2-0816TP.qld

Last Altered: Monday, August 19, 2019 11:56:41 Eastern Daylight Time

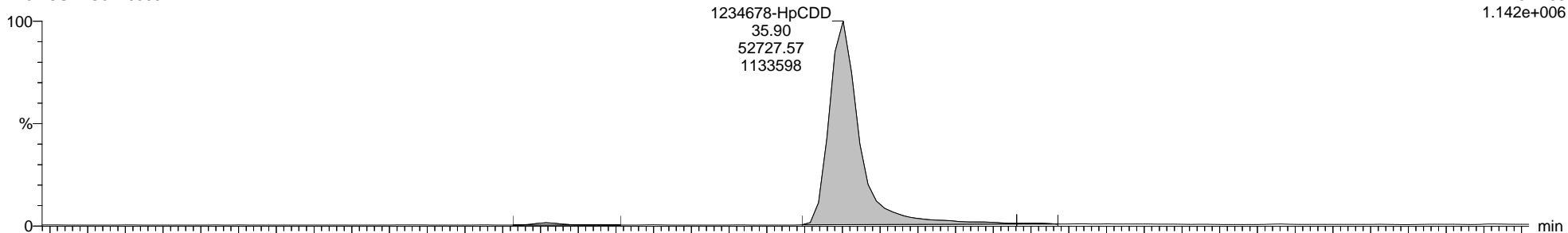
Printed: Friday, August 30, 2019 14:35:25 Eastern Daylight Time

Name: 7-190816A08, Date: 16-Aug-2019, Time: 03:04:19, ID: WG3116369-2, Description: M23 LCS, Vial: Tray1:6

Total-Heptadioxins

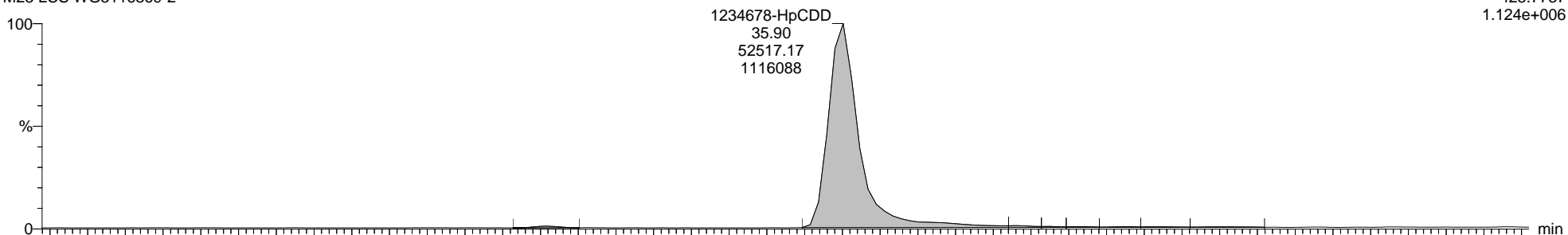
7-190816A08 Smooth(SG,1x1)
M23 LCS WG3116369-2

F4:Voltage SIR,EI+
423.7766
1.142e+006



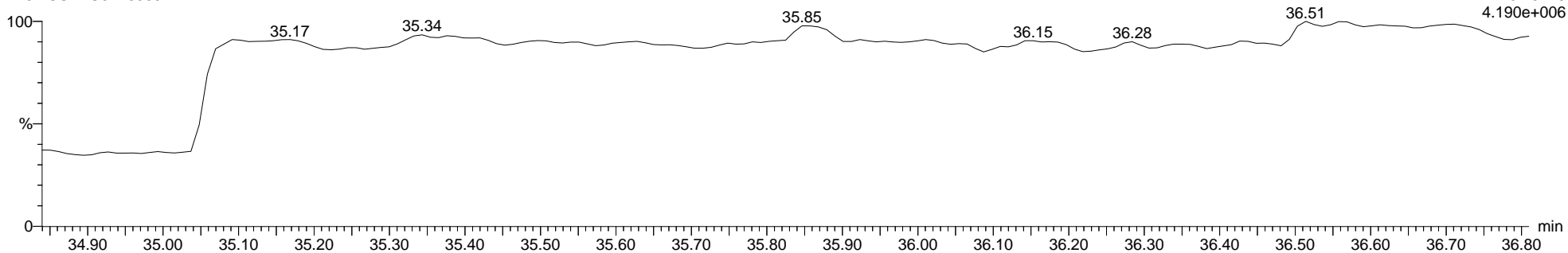
7-190816A08 Smooth(SG,1x1)
M23 LCS WG3116369-2

F4:Voltage SIR,EI+
425.7737
1.124e+006



7-190816A08 Smooth(SG,1x1)
M23 LCS WG3116369-2

F4:Voltage SIR,EI+
454.9728
4.190e+006



Quantify Sample Report MassLynx MassLynx V4.1 SCN 901

Dataset: C:\MassLynx\Dioxin.PRO\Result Files\7-190816A2-Q2-0816TP.qld

Last Altered: Monday, August 19, 2019 11:56:41 Eastern Daylight Time

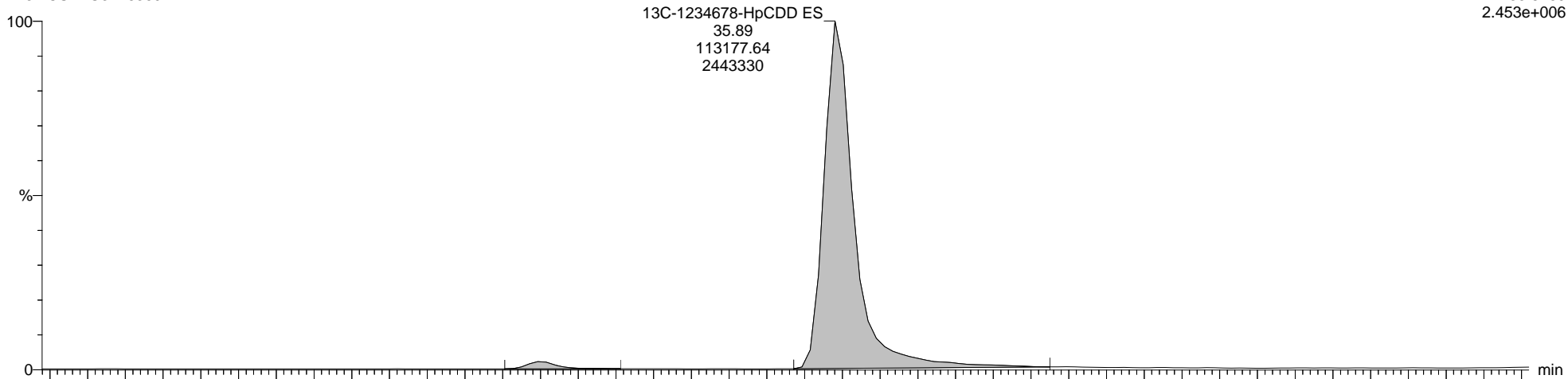
Printed: Friday, August 30, 2019 14:35:25 Eastern Daylight Time

Name: 7-190816A08, Date: 16-Aug-2019, Time: 03:04:19, ID: WG3116369-2, Description: M23 LCS, Vial: Tray1:6

13C-1234678-HpCDD ES

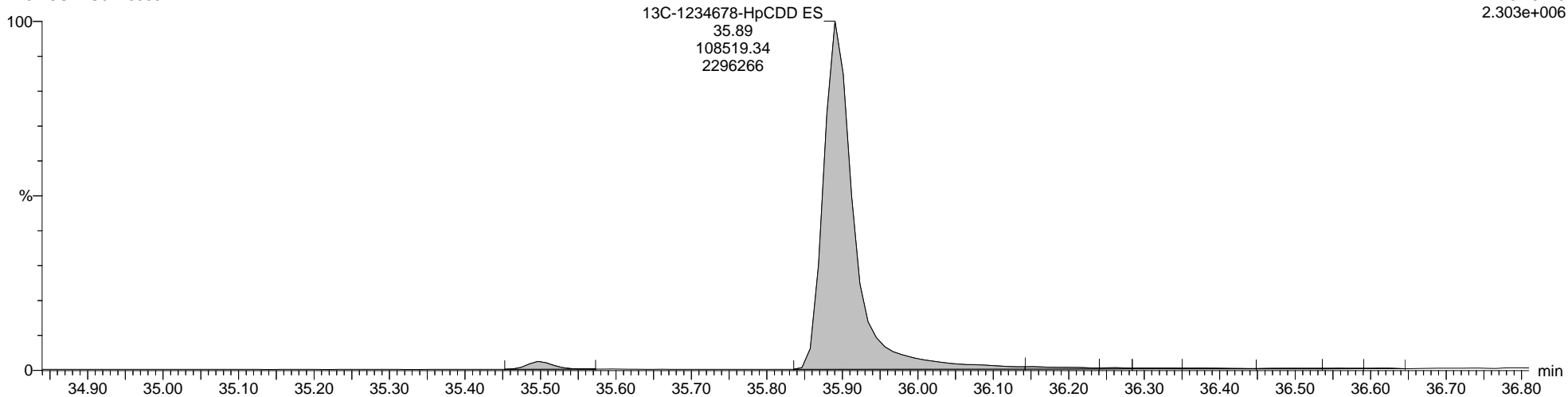
7-190816A08 Smooth(SG,1x1)
M23 LCS WG3116369-2

F4:Voltage SIR,EI+
435.8169
2.453e+006



7-190816A08 Smooth(SG,1x1)
M23 LCS WG3116369-2

F4:Voltage SIR,EI+
437.8140
2.303e+006



Quantify Sample Report **MassLynx MassLynx V4.1 SCN 901**

Dataset: C:\MassLynx\Dioxin.PRO\Result Files\7-190816A2-Q2-0816TP.qld

Last Altered: Monday, August 19, 2019 11:56:41 Eastern Daylight Time


Printed: Friday, August 30, 2019 14:35:25 Eastern Daylight Time

Name: 7-190816A08, Date: 16-Aug-2019, Time: 03:04:19, ID: WG3116369-2, Description: M23 LCS, Vial: Tray1:6

Total-OCDD


7-190816A08 Smooth(SG,1x1)
M23 LCS WG3116369-2

F5:Voltage SIR,EI+
457.7377
1.768e+006



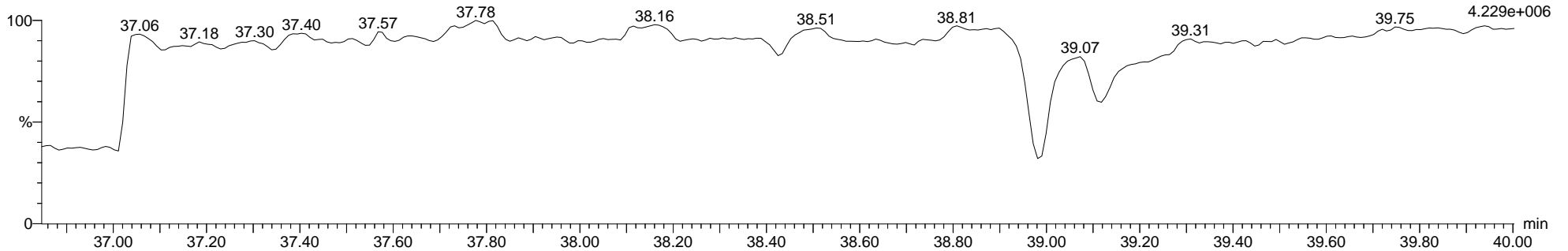
7-190816A08 Smooth(SG,1x1)
M23 LCS WG3116369-2

F5:Voltage SIR,EI+
459.7348
1.972e+006



7-190816A08 Smooth(SG,1x1)
M23 LCS WG3116369-2

F5:Voltage SIR,EI+
454.9728
4.229e+006



Quantify Sample Report MassLynx MassLynx V4.1 SCN 901

Dataset: C:\MassLynx\Dioxin.PRO\Result Files\7-190816A2-Q2-0816TP.qld

Last Altered: Monday, August 19, 2019 11:56:41 Eastern Daylight Time


Printed: Friday, August 30, 2019 14:35:25 Eastern Daylight Time

Name: 7-190816A08, Date: 16-Aug-2019, Time: 03:04:19, ID: WG3116369-2, Description: M23 LCS, Vial: Tray1:6

13C-OCDD ES

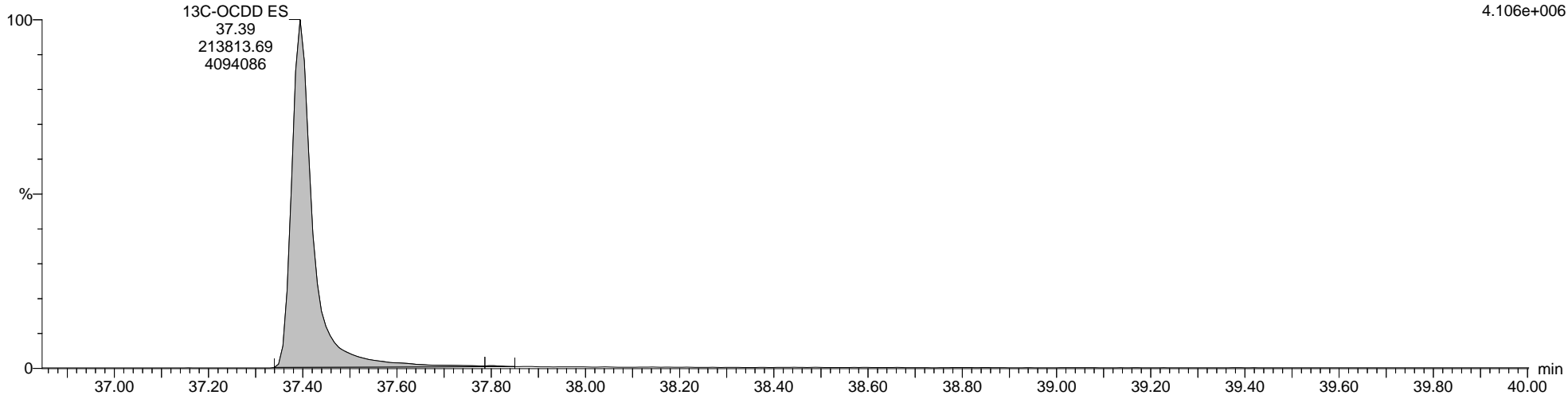
7-190816A08 Smooth(SG,1x1)
M23 LCS WG3116369-2

F5:Voltage SIR,EI+
469.7779
3.706e+006



7-190816A08 Smooth(SG,1x1)
M23 LCS WG3116369-2

F5:Voltage SIR,EI+
471.7750
4.106e+006



Quantify Sample Report MassLynx MassLynx V4.1 SCN 901

Dataset: C:\MassLynx\Dioxin.PRO\Result Files\7-190816A2-Q2-0816TP.qld

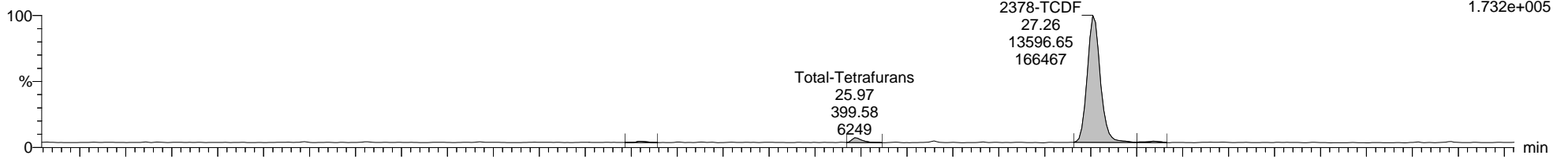
Last Altered: Monday, August 19, 2019 11:56:41 Eastern Daylight Time
Printed: Friday, August 30, 2019 14:35:25 Eastern Daylight Time

Name: 7-190816A08, Date: 16-Aug-2019, Time: 03:04:19, ID: WG3116369-2, Description: M23 LCS, Vial: Tray1:6

Total-Tetrafurans

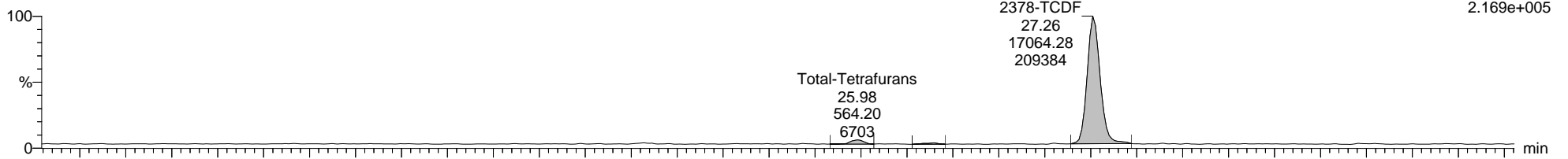
7-190816A08 Smooth(SG,1x1)
M23 LCS WG3116369-2

F1:Voltage SIR,EI+
303.9016
1.732e+005



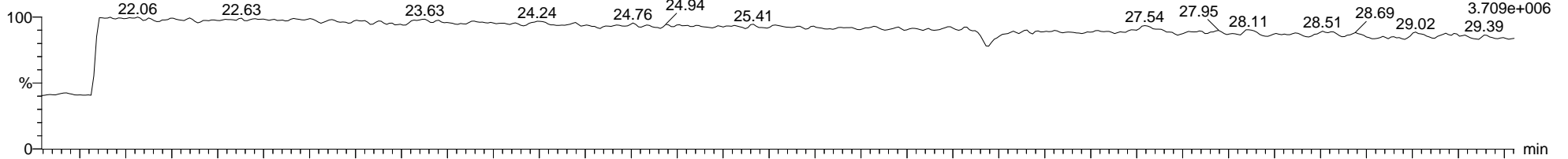
7-190816A08 Smooth(SG,1x1)
M23 LCS WG3116369-2

F1:Voltage SIR,EI+
305.8987
2.169e+005



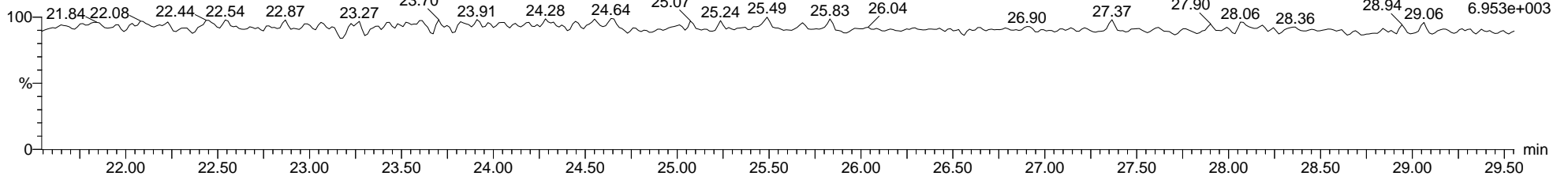
7-190816A08 Smooth(SG,1x1)
M23 LCS WG3116369-2

F1:Voltage SIR,EI+
316.9824
3.709e+006



7-190816A08 Smooth(SG,1x1)
M23 LCS WG3116369-2

F1:Voltage SIR,EI+
375.8364
6.953e+003



Quantify Sample Report MassLynx MassLynx V4.1 SCN 901

Dataset: C:\MassLynx\Dioxin.PRO\Result Files\7-190816A2-Q2-0816TP.qld

Last Altered: Monday, August 19, 2019 11:56:41 Eastern Daylight Time


Printed: Friday, August 30, 2019 14:35:25 Eastern Daylight Time

Name: 7-190816A08, Date: 16-Aug-2019, Time: 03:04:19, ID: WG3116369-2, Description: M23 LCS, Vial: Tray1:6

13C-2378-TCDF ES

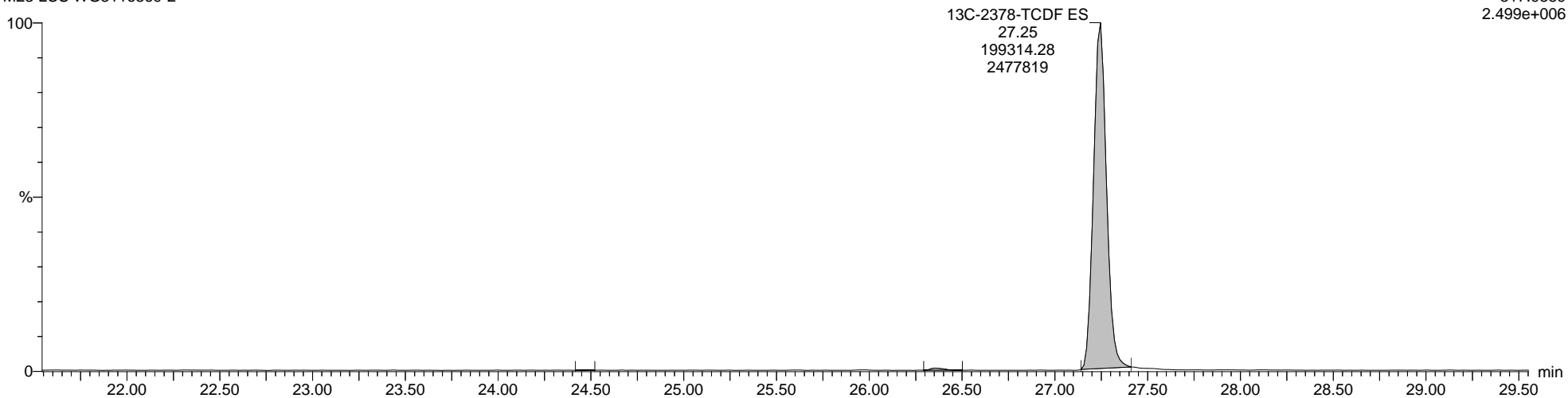
7-190816A08 Smooth(SG,1x1)
M23 LCS WG3116369-2

F1:Voltage SIR,EI+
315.9419
1.976e+006



7-190816A08 Smooth(SG,1x1)
M23 LCS WG3116369-2

F1:Voltage SIR,EI+
317.9389
2.499e+006



Quantify Sample Report MassLynx MassLynx V4.1 SCN 901

Dataset: C:\MassLynx\Dioxin.PRO\Result Files\7-190816A2-Q2-0816TP.qld

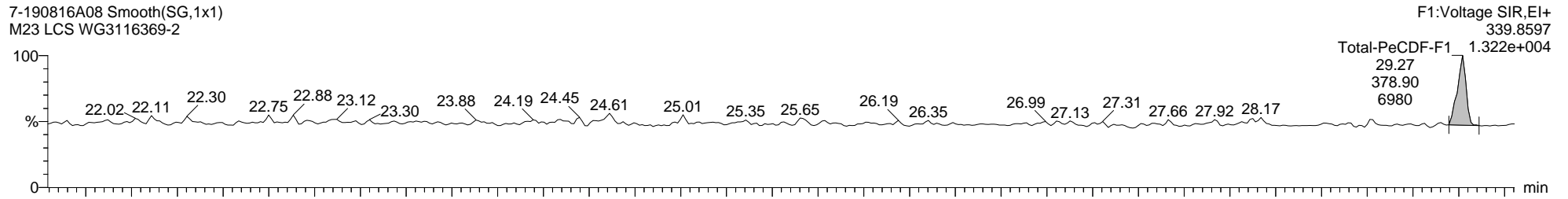
Last Altered: Monday, August 19, 2019 11:56:41 Eastern Daylight Time

Printed: Friday, August 30, 2019 14:35:25 Eastern Daylight Time

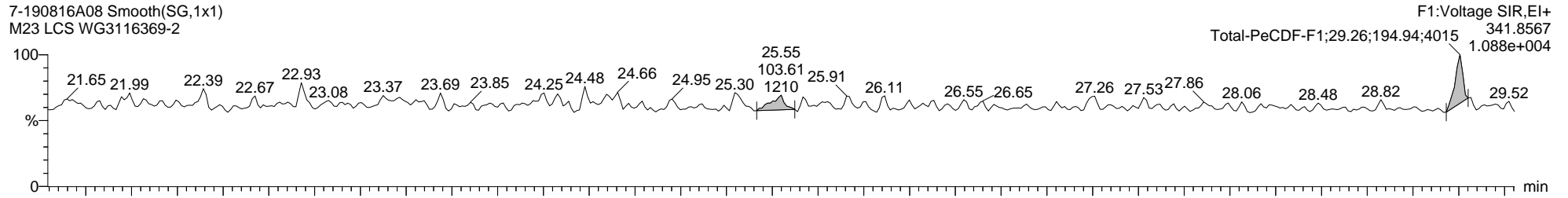
Name: 7-190816A08, Date: 16-Aug-2019, Time: 03:04:19, ID: WG3116369-2, Description: M23 LCS, Vial: Tray1:6

Total-PeCDF-F1

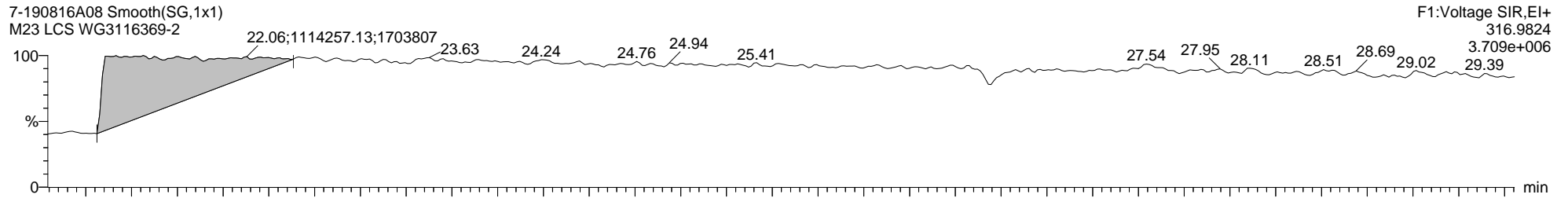
7-190816A08 Smooth(SG,1x1)
M23 LCS WG3116369-2



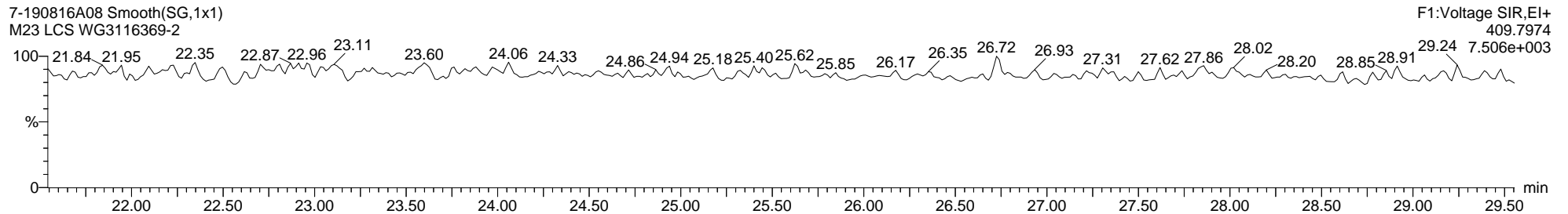
7-190816A08 Smooth(SG,1x1)
M23 LCS WG3116369-2



7-190816A08 Smooth(SG,1x1)
M23 LCS WG3116369-2



7-190816A08 Smooth(SG,1x1)
M23 LCS WG3116369-2



Quantify Sample Report MassLynx MassLynx V4.1 SCN 901

Dataset: C:\MassLynx\Dioxin.PRO\Result Files\7-190816A2-Q2-0816TP.qld

Last Altered: Monday, August 19, 2019 11:56:41 Eastern Daylight Time

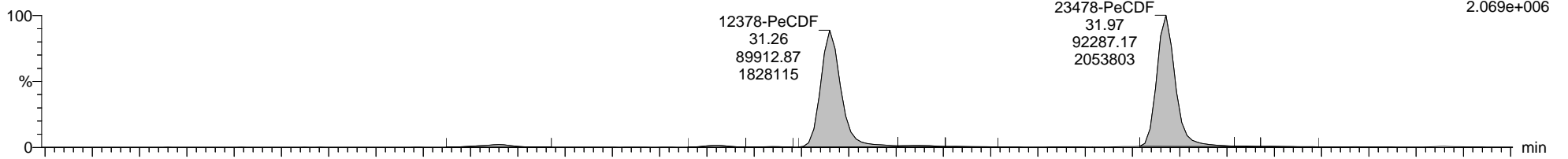
Printed: Friday, August 30, 2019 14:35:25 Eastern Daylight Time

Name: 7-190816A08, Date: 16-Aug-2019, Time: 03:04:19, ID: WG3116369-2, Description: M23 LCS, Vial: Tray1:6

Total-Pentafurans

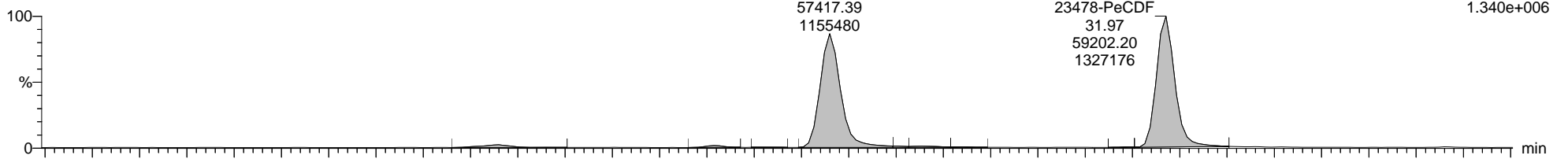
7-190816A08 Smooth(SG,1x1)
M23 LCS WG3116369-2

F2:Voltage SIR,EI+
339.8597
2.069e+006



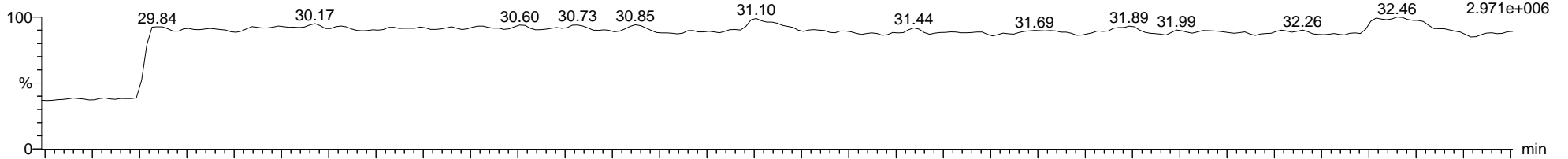
7-190816A08 Smooth(SG,1x1)
M23 LCS WG3116369-2

F2:Voltage SIR,EI+
341.8567
1.340e+006



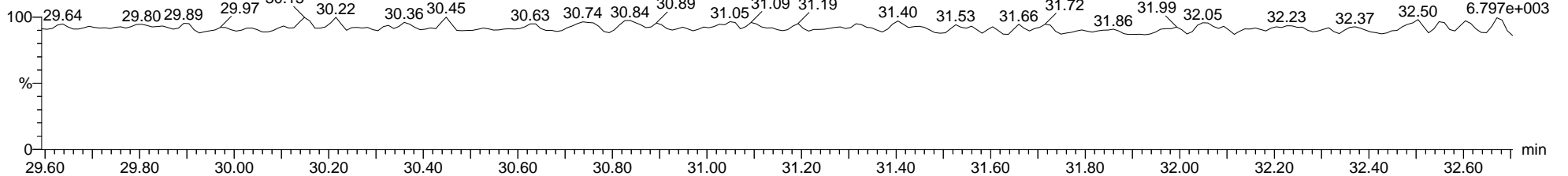
7-190816A08 Smooth(SG,1x1)
M23 LCS WG3116369-2

F2:Voltage SIR,EI+
366.9792
2.971e+006



7-190816A08 Smooth(SG,1x1)
M23 LCS WG3116369-2

F2:Voltage SIR,EI+
409.7974
6.797e+003



Dataset: C:\MassLynx\Dioxin.PRO\Result Files\7-190816A2-Q2-0816TP.qld

Last Altered: Monday, August 19, 2019 11:56:41 Eastern Daylight Time

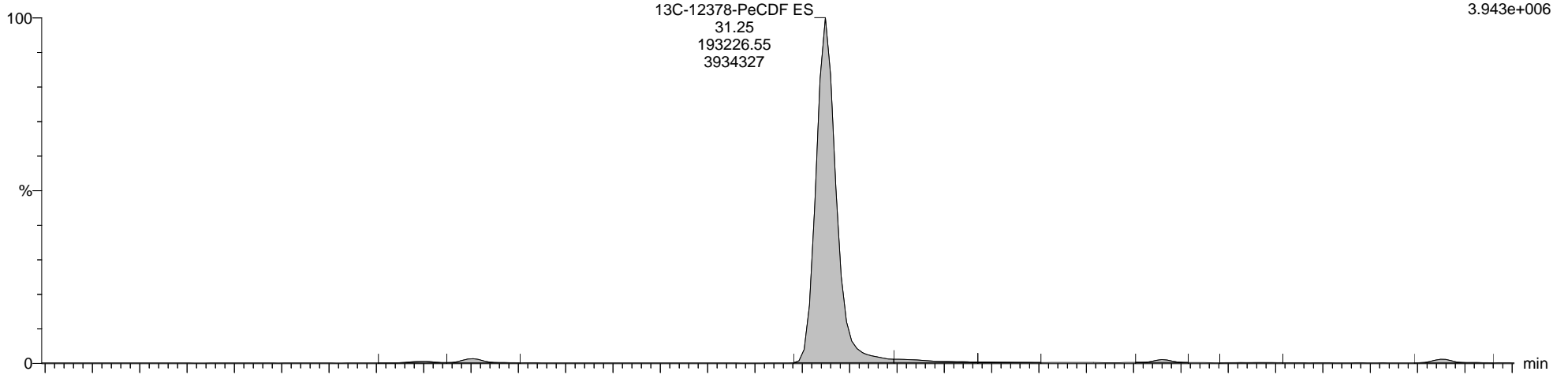
Printed: Friday, August 30, 2019 14:35:25 Eastern Daylight Time

Name: 7-190816A08, Date: 16-Aug-2019, Time: 03:04:19, ID: WG3116369-2, Description: M23 LCS, Vial: Tray1:6

13C-12378-PeCDF ES

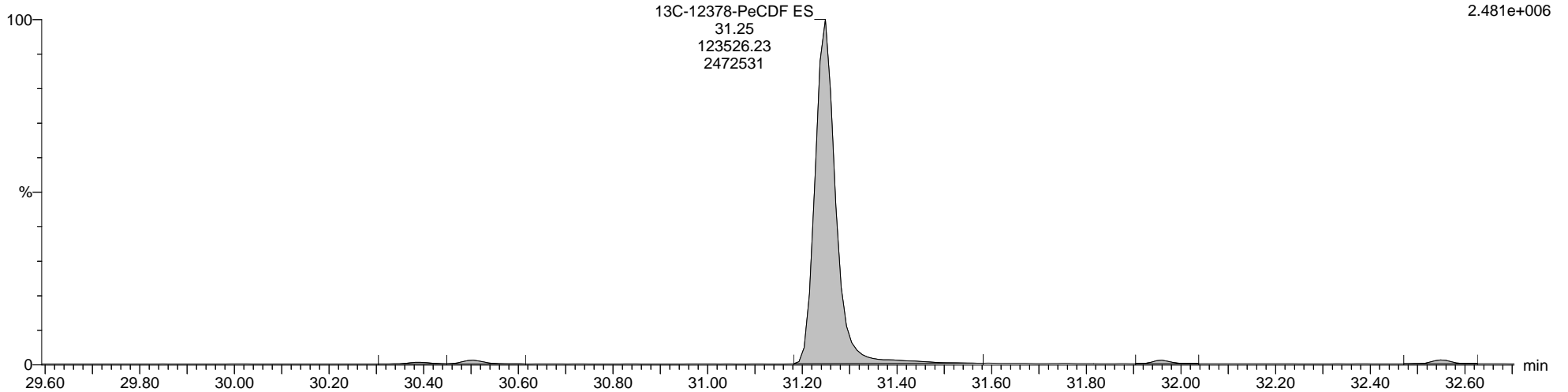
7-190816A08 Smooth(SG,1x1)
M23 LCS WG3116369-2

F2:Voltage SIR,EI+
351.9000
3.943e+006



7-190816A08 Smooth(SG,1x1)
M23 LCS WG3116369-2

F2:Voltage SIR,EI+
353.8970
2.481e+006



Quantify Sample Report MassLynx MassLynx V4.1 SCN 901

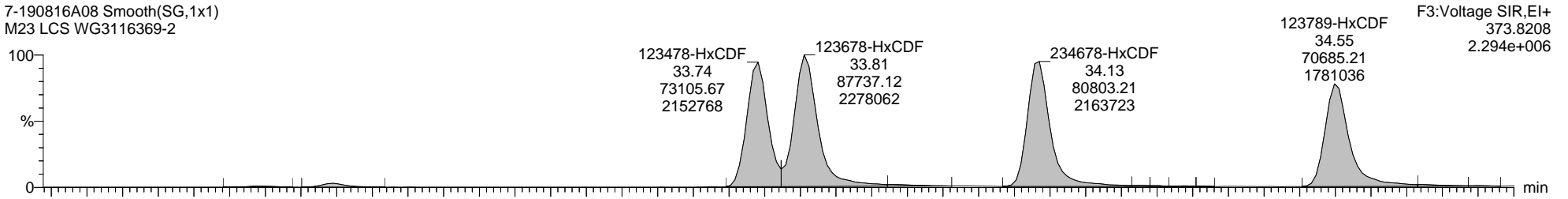
Dataset: C:\MassLynx\Dioxin.PRO\Result Files\7-190816A2-Q2-0816TP.qld

Last Altered: Monday, August 19, 2019 11:56:41 Eastern Daylight Time
Printed: Friday, August 30, 2019 14:35:25 Eastern Daylight Time

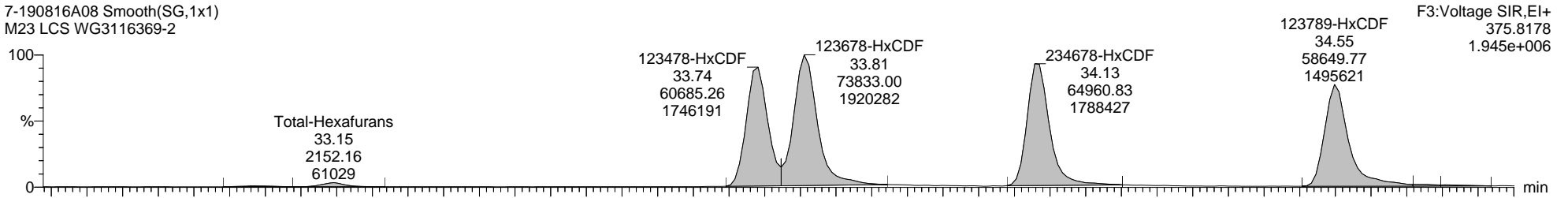
Name: 7-190816A08, Date: 16-Aug-2019, Time: 03:04:19, ID: WG3116369-2, Description: M23 LCS, Vial: Tray1:6

Total-Hexafurans

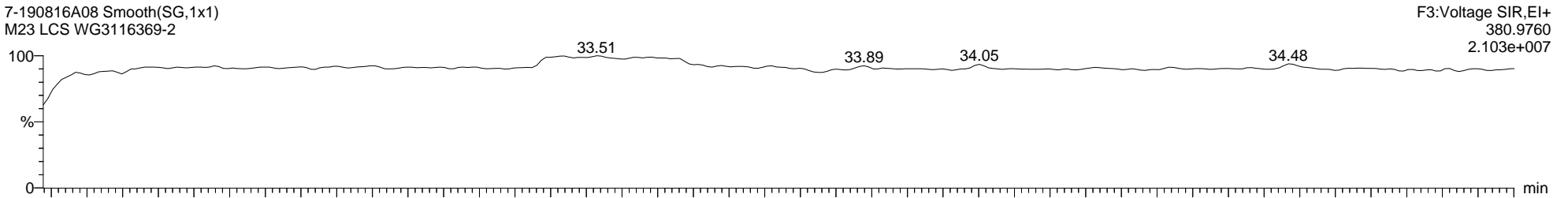
7-190816A08 Smooth(SG,1x1)
M23 LCS WG3116369-2



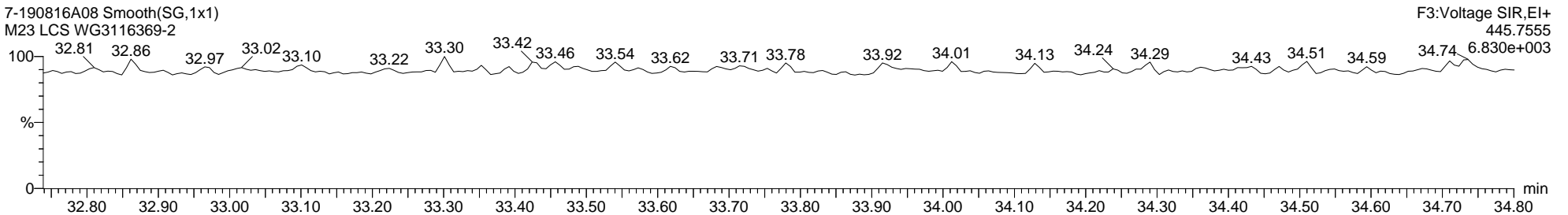
7-190816A08 Smooth(SG,1x1)
M23 LCS WG3116369-2



7-190816A08 Smooth(SG,1x1)
M23 LCS WG3116369-2



7-190816A08 Smooth(SG,1x1)
M23 LCS WG3116369-2



Dataset: C:\MassLynx\Dioxin.PRO\Result Files\7-190816A2-Q2-0816TP.qld

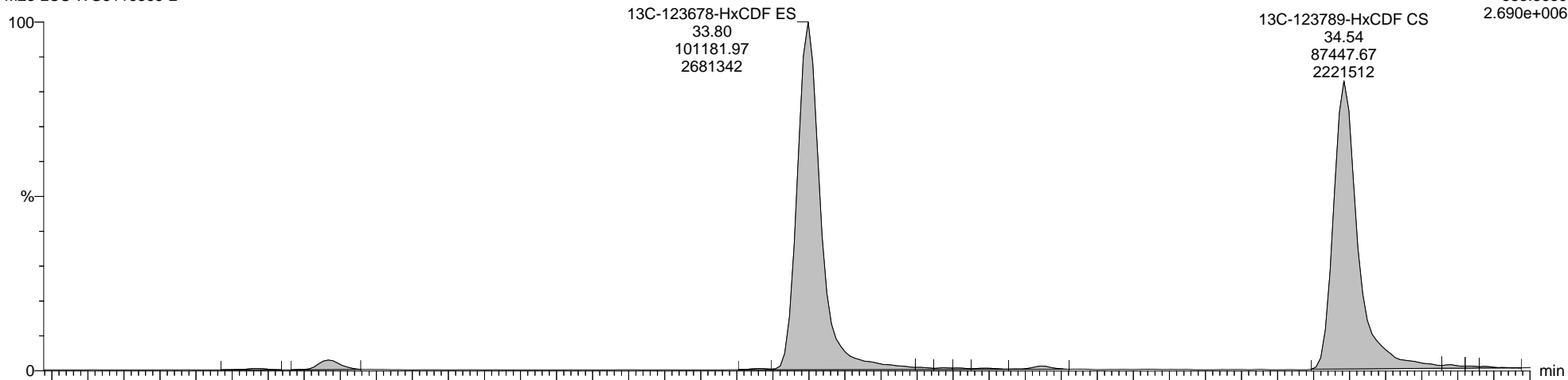
Last Altered: Monday, August 19, 2019 11:56:41 Eastern Daylight Time

Printed: Friday, August 30, 2019 14:35:25 Eastern Daylight Time

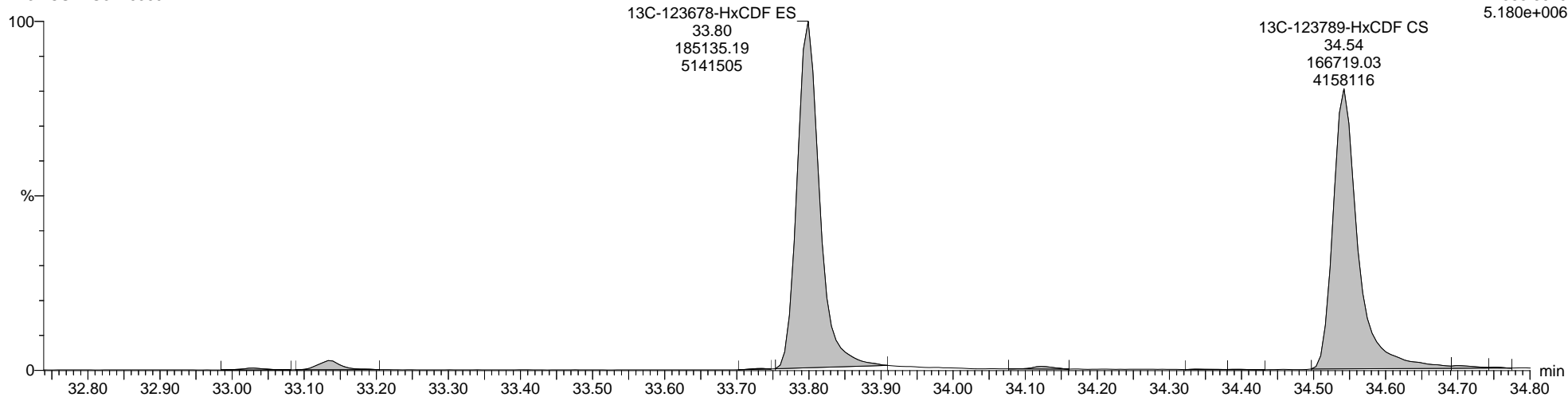
Name: 7-190816A08, Date: 16-Aug-2019, Time: 03:04:19, ID: WG3116369-2, Description: M23 LCS, Vial: Tray1:6

13C-123678-HxCDF ES

7-190816A08 Smooth(SG,1x1)
M23 LCS WG3116369-2



7-190816A08 Smooth(SG,1x1)
M23 LCS WG3116369-2



Quantify Sample Report MassLynx MassLynx V4.1 SCN 901

Dataset: C:\MassLynx\Dioxin.PRO\Result Files\7-190816A2-Q2-0816TP.qld


Last Altered: Monday, August 19, 2019 11:56:41 Eastern Daylight Time
Printed: Friday, August 30, 2019 14:35:25 Eastern Daylight Time

Name: 7-190816A08, Date: 16-Aug-2019, Time: 03:04:19, ID: WG3116369-2, Description: M23 LCS, Vial: Tray1:6

Total-Heptafurans


7-190816A08 Smooth(SG,1x1)
M23 LCS WG3116369-2

F4:Voltage SIR,EI+
409.7789
1.730e+006



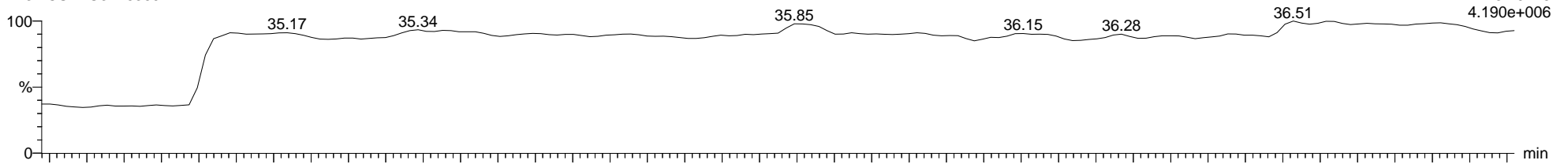
7-190816A08 Smooth(SG,1x1)
M23 LCS WG3116369-2

F4:Voltage SIR,EI+
411.7759
9.108e+005



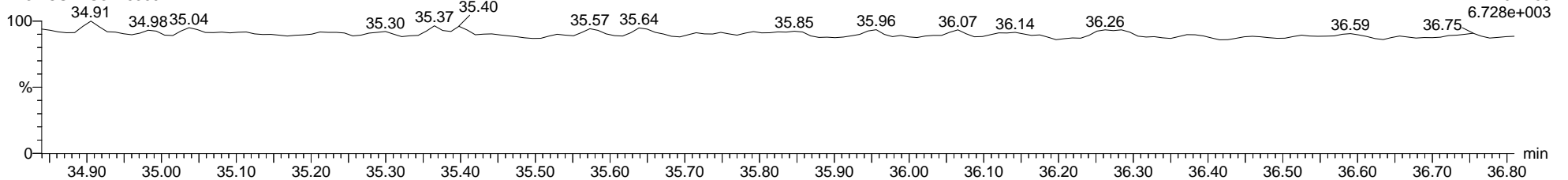
7-190816A08 Smooth(SG,1x1)
M23 LCS WG3116369-2

F4:Voltage SIR,EI+
454.9728
4.190e+006



7-190816A08 Smooth(SG,1x1)
M23 LCS WG3116369-2

F4:Voltage SIR,EI+
479.7165
6.728e+003



Quantify Sample Report **MassLynx MassLynx V4.1 SCN 901**

Dataset: C:\MassLynx\Dioxin.PRO\Result Files\7-190816A2-Q2-0816TP.qld

Last Altered: Monday, August 19, 2019 11:56:41 Eastern Daylight Time

Printed: Friday, August 30, 2019 14:35:25 Eastern Daylight Time

Name: 7-190816A08, Date: 16-Aug-2019, Time: 03:04:19, ID: WG3116369-2, Description: M23 LCS, Vial: Tray1:6

13C-1234678-HpCDF ES

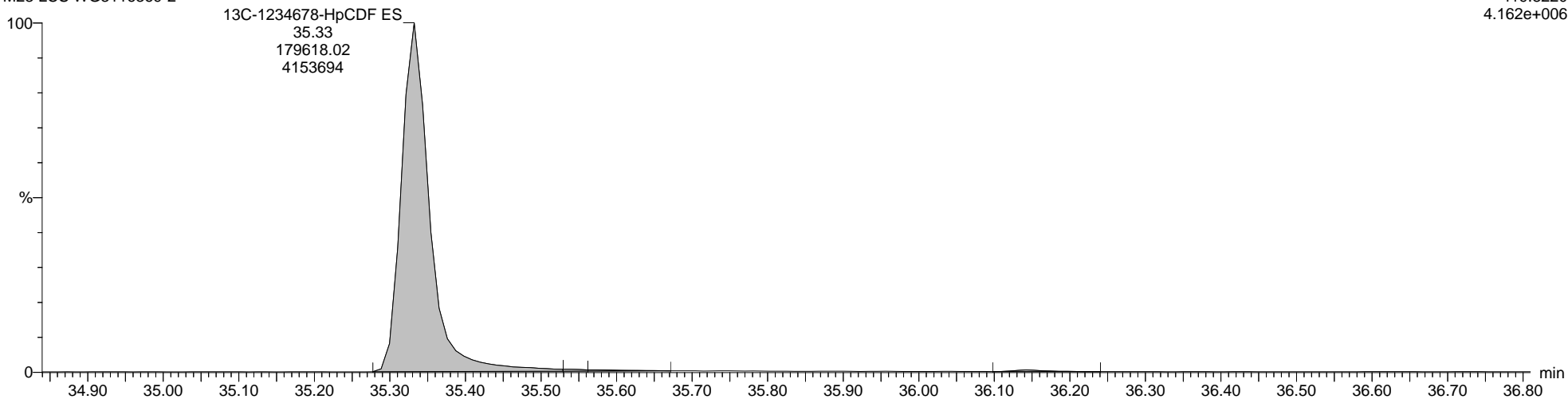
7-190816A08 Smooth(SG,1x1)
M23 LCS WG3116369-2

F4:Voltage SIR,EI+
417.8253
1.883e+006



7-190816A08 Smooth(SG,1x1)
M23 LCS WG3116369-2

F4:Voltage SIR,EI+
419.8220
4.162e+006



Quantify Sample Report MassLynx MassLynx V4.1 SCN 901

Dataset: C:\MassLynx\Dioxin.PRO\Result Files\7-190816A2-Q2-0816TP.qld

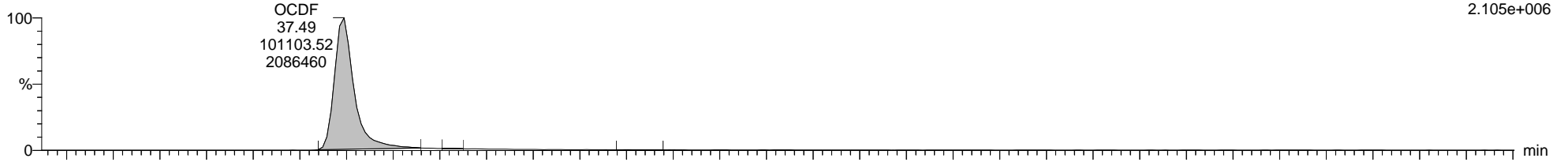
Last Altered: Monday, August 19, 2019 11:56:41 Eastern Daylight Time
Printed: Friday, August 30, 2019 14:35:25 Eastern Daylight Time

Name: 7-190816A08, Date: 16-Aug-2019, Time: 03:04:19, ID: WG3116369-2, Description: M23 LCS, Vial: Tray1:6

Totals-OCDF

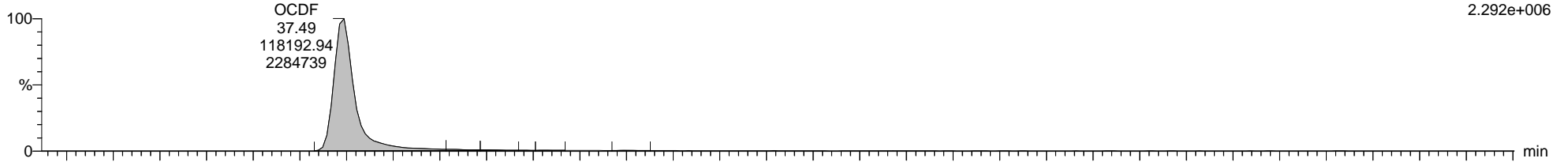
7-190816A08 Smooth(SG,1x1)
M23 LCS WG3116369-2

F5:Voltage SIR,EI+
441.7428
2.105e+006



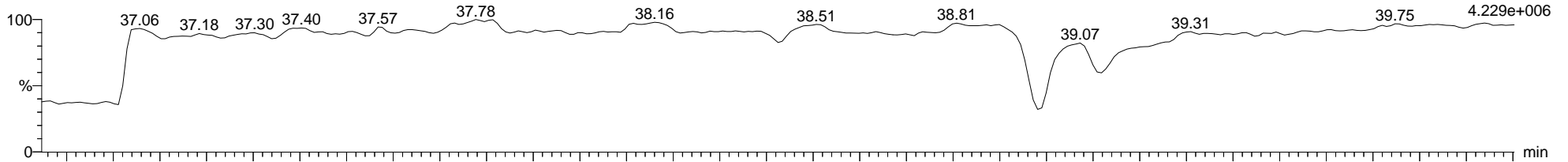
7-190816A08 Smooth(SG,1x1)
M23 LCS WG3116369-2

F5:Voltage SIR,EI+
443.7398
2.292e+006



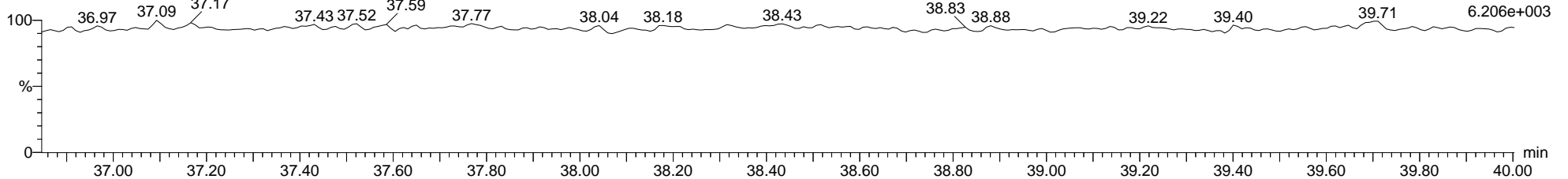
7-190816A08 Smooth(SG,1x1)
M23 LCS WG3116369-2

F5:Voltage SIR,EI+
454.9728
4.229e+006



7-190816A08 Smooth(SG,1x1)
M23 LCS WG3116369-2

F5:Voltage SIR,EI+
513.6775
6.206e+003



Quantify Sample Report MassLynx MassLynx V4.1 SCN 901

Dataset: C:\MassLynx\Dioxin.PRO\Result Files\7-190816A2-Q2-0816TP.qld

Last Altered: Monday, August 19, 2019 11:56:41 Eastern Daylight Time

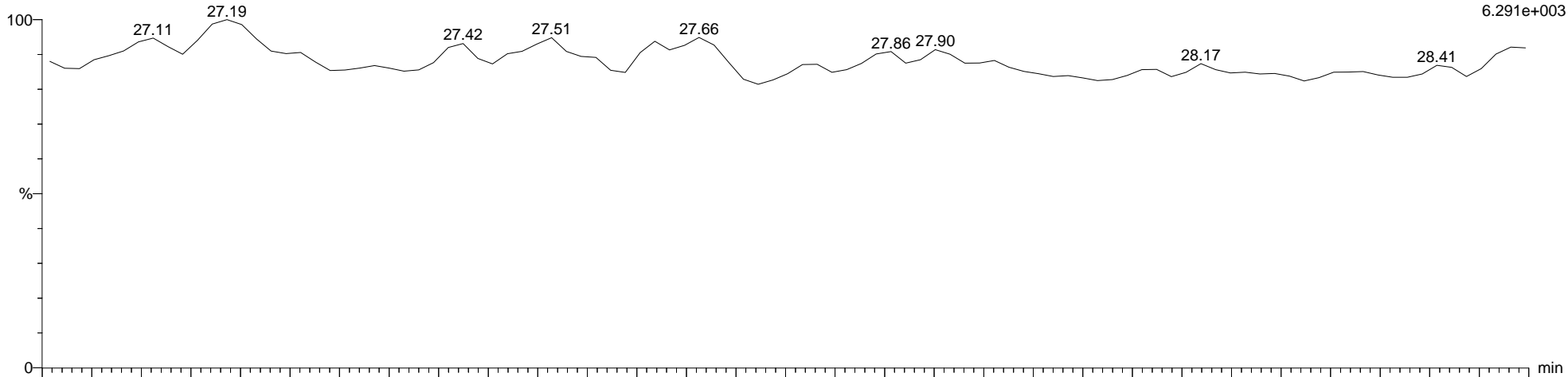
Printed: Friday, August 30, 2019 14:35:25 Eastern Daylight Time

Name: 7-190816A11, Date: 16-Aug-2019, Time: 05:10:06, ID: WG3116369-1, Description: M23 MB, Vial: Tray1:7

2378-TCDD

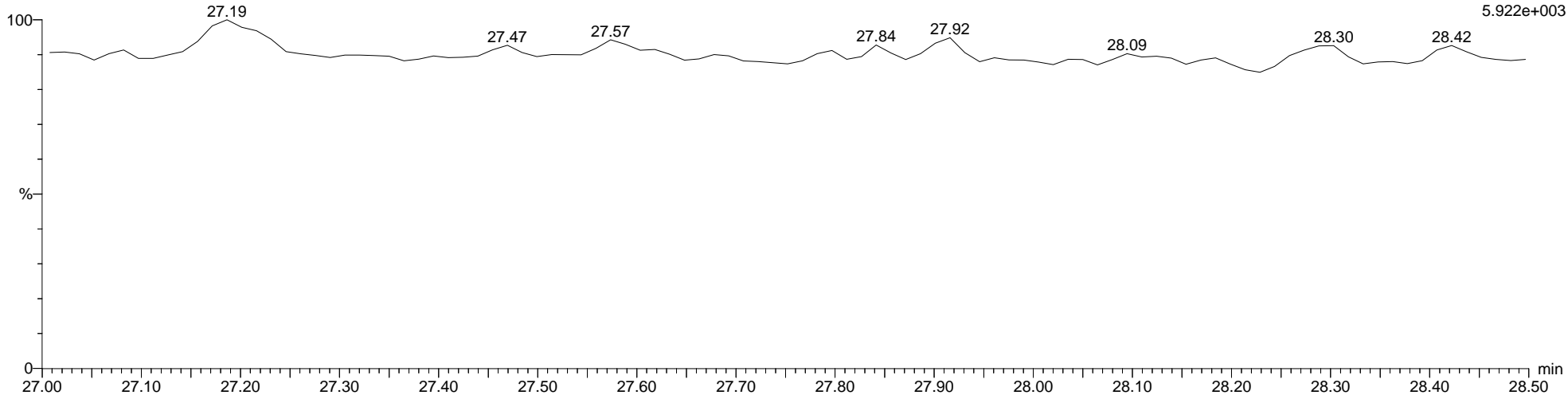
7-190816A11 Smooth(SG,1x1)
M23 MB WG3116369-1

F1:Voltage SIR,EI+
319.8965
6.291e+003



7-190816A11 Smooth(SG,1x1)
M23 MB WG3116369-1

F1:Voltage SIR,EI+
321.8936
5.922e+003



Quantify Sample Report MassLynx MassLynx V4.1 SCN 901

Dataset: C:\MassLynx\Dioxin.PRO\Result Files\7-190816A2-Q2-0816TP.qld

Last Altered: Monday, August 19, 2019 11:56:41 Eastern Daylight Time

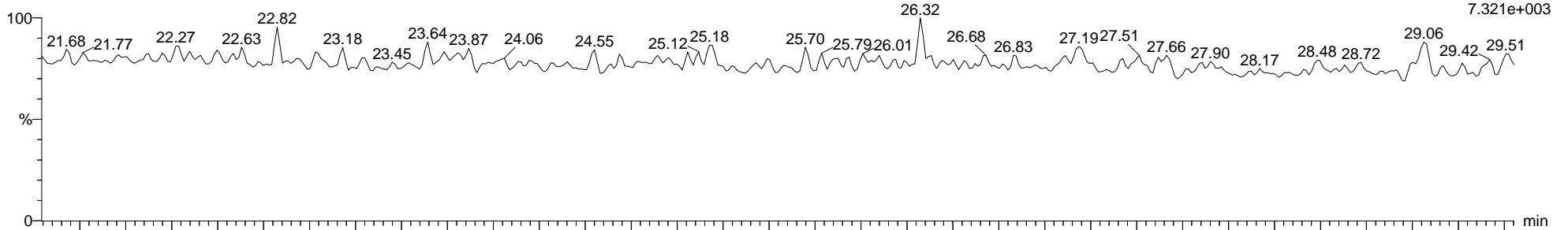
Printed: Friday, August 30, 2019 14:35:25 Eastern Daylight Time

Name: 7-190816A11, Date: 16-Aug-2019, Time: 05:10:06, ID: WG3116369-1, Description: M23 MB, Vial: Tray1:7

Total-Tetradoxins

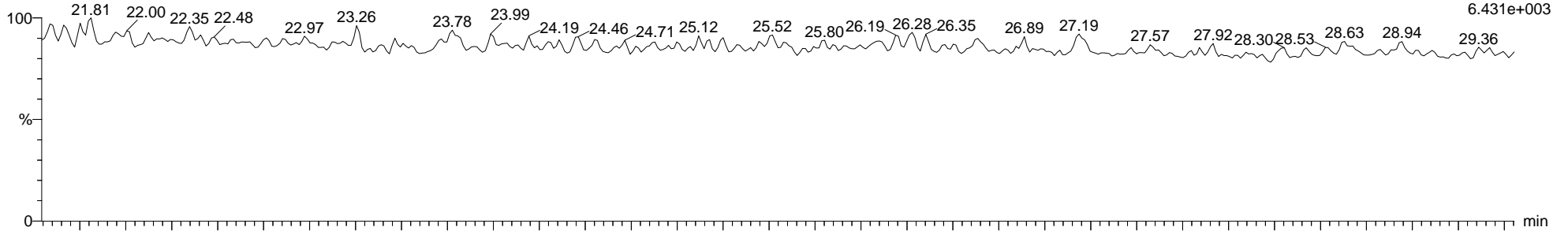
7-190816A11 Smooth(SG,1x1)
M23 MB WG3116369-1

F1:Voltage SIR,EI+
319.8965
7.321e+003



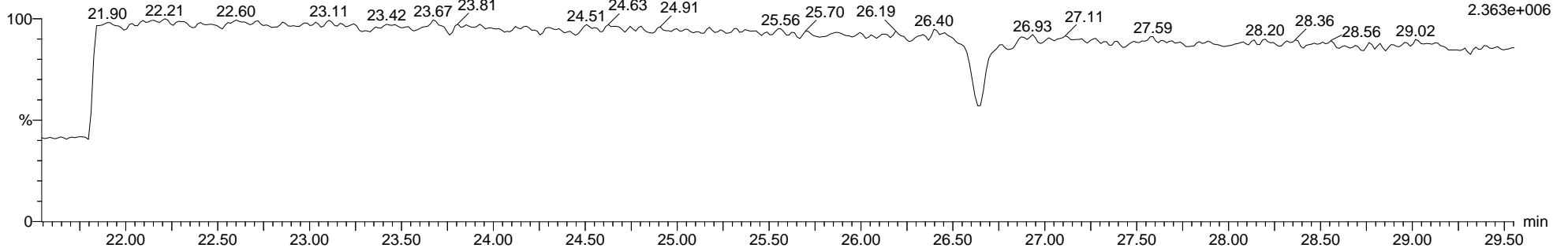
7-190816A11 Smooth(SG,1x1)
M23 MB WG3116369-1

F1:Voltage SIR,EI+
321.8936
6.431e+003



7-190816A11 Smooth(SG,1x1)
M23 MB WG3116369-1

F1:Voltage SIR,EI+
316.9824
2.363e+006



Dataset: C:\MassLynx\Dioxin.PRO\Result Files\7-190816A2-Q2-0816TP.qld

Last Altered: Monday, August 19, 2019 11:56:41 Eastern Daylight Time


Printed: Friday, August 30, 2019 14:35:25 Eastern Daylight Time

Name: 7-190816A11, Date: 16-Aug-2019, Time: 05:10:06, ID: WG3116369-1, Description: M23 MB, Vial: Tray1:7

13C-2378-TCDD ES

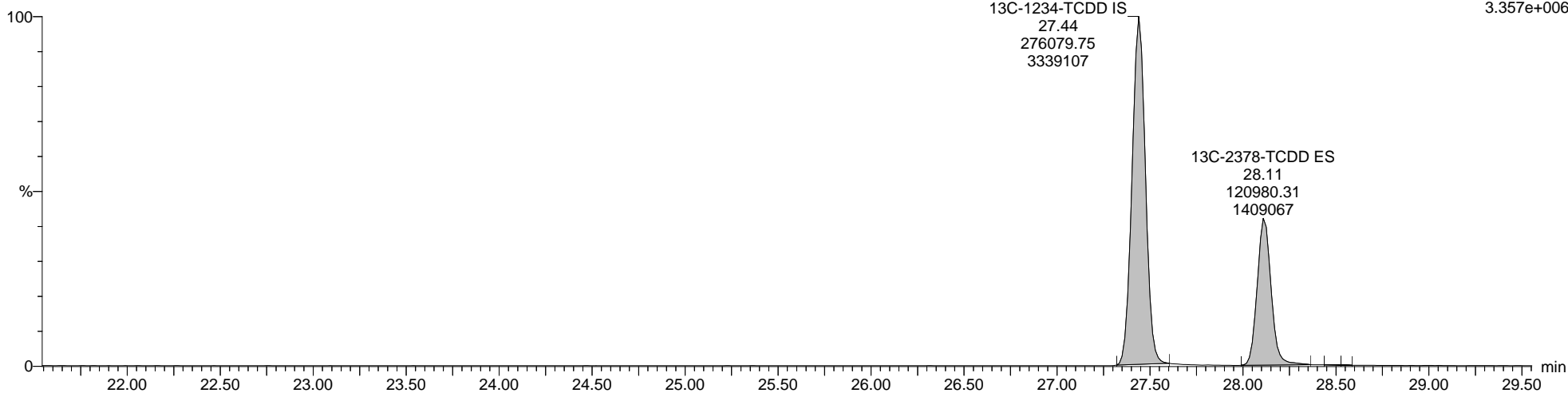
7-190816A11 Smooth(SG,1x1)
M23 MB WG3116369-1

F1:Voltage SIR,EI+
331.9368
2.713e+006



7-190816A11 Smooth(SG,1x1)
M23 MB WG3116369-1

F1:Voltage SIR,EI+
333.9339
3.357e+006



Quantify Sample Report MassLynx MassLynx V4.1 SCN 901

Dataset: C:\MassLynx\Dioxin.PRO\Result Files\7-190816A2-Q2-0816TP.qld

Last Altered: Monday, August 19, 2019 11:56:41 Eastern Daylight Time

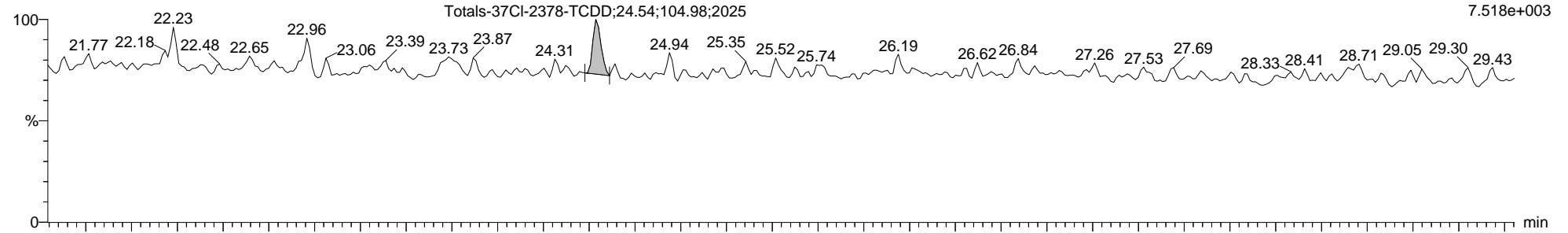
Printed: Friday, August 30, 2019 14:35:25 Eastern Daylight Time

Name: 7-190816A11, Date: 16-Aug-2019, Time: 05:10:06, ID: WG3116369-1, Description: M23 MB, Vial: Tray1:7

Totals-37Cl-2378-TCDD

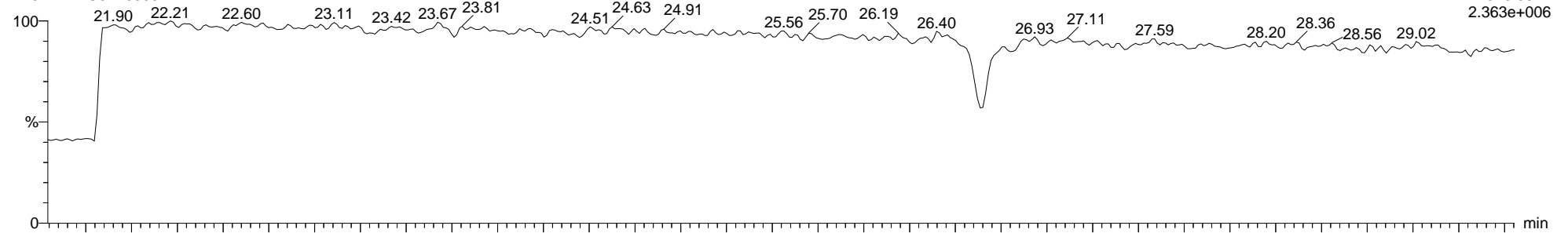
7-190816A11 Smooth(SG,1x1)
M23 MB WG3116369-1

F1:Voltage SIR,EI+
327.8847
7.518e+003



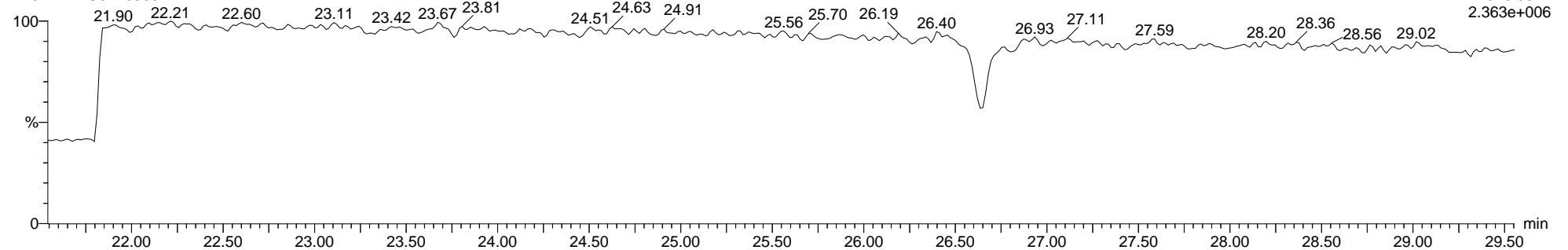
7-190816A11 Smooth(SG,1x1)
M23 MB WG3116369-1

F1:Voltage SIR,EI+
316.9824
2.363e+006



7-190816A11 Smooth(SG,1x1)
M23 MB WG3116369-1

F1:Voltage SIR,EI+
316.9824
2.363e+006



Quantify Sample Report **MassLynx MassLynx V4.1 SCN 901**

Dataset: C:\MassLynx\Dioxin.PRO\Result Files\7-190816A2-Q2-0816TP.qld

Last Altered: Monday, August 19, 2019 11:56:41 Eastern Daylight Time

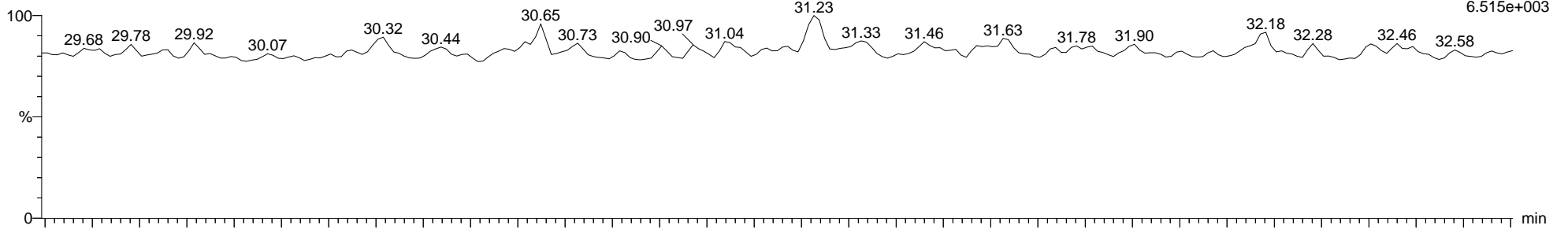
Printed: Friday, August 30, 2019 14:35:25 Eastern Daylight Time

Name: 7-190816A11, Date: 16-Aug-2019, Time: 05:10:06, ID: WG3116369-1, Description: M23 MB, Vial: Tray1:7

Total-Pentadioxins

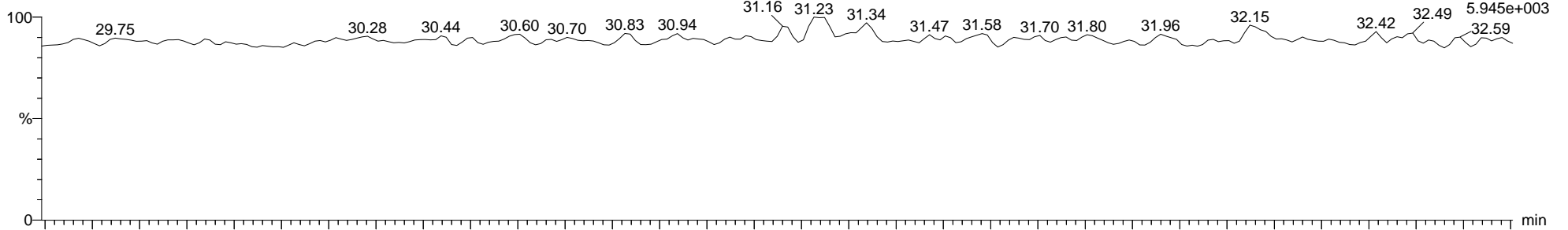
7-190816A11 Smooth(SG,1x1)
M23 MB WG3116369-1

F2:Voltage SIR,EI+
355.8546
6.515e+003



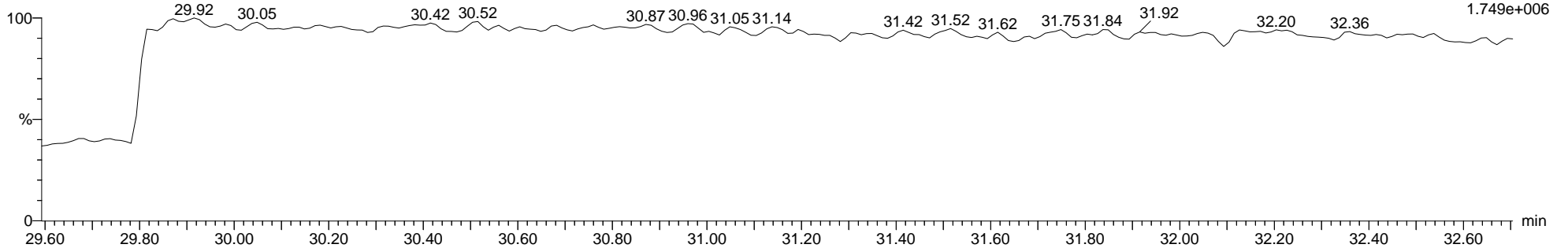
7-190816A11 Smooth(SG,1x1)
M23 MB WG3116369-1

F2:Voltage SIR,EI+
353.8576
5.945e+003



7-190816A11 Smooth(SG,1x1)
M23 MB WG3116369-1

F2:Voltage SIR,EI+
366.9792
1.749e+006



Quantify Sample Report MassLynx MassLynx V4.1 SCN 901

Dataset: C:\MassLynx\Dioxin.PRO\Result Files\7-190816A2-Q2-0816TP.qld

Last Altered: Monday, August 19, 2019 11:56:41 Eastern Daylight Time


Printed: Friday, August 30, 2019 14:35:25 Eastern Daylight Time

Name: 7-190816A11, Date: 16-Aug-2019, Time: 05:10:06, ID: WG3116369-1, Description: M23 MB, Vial: Tray1:7

13C-12378-PeCDD ES

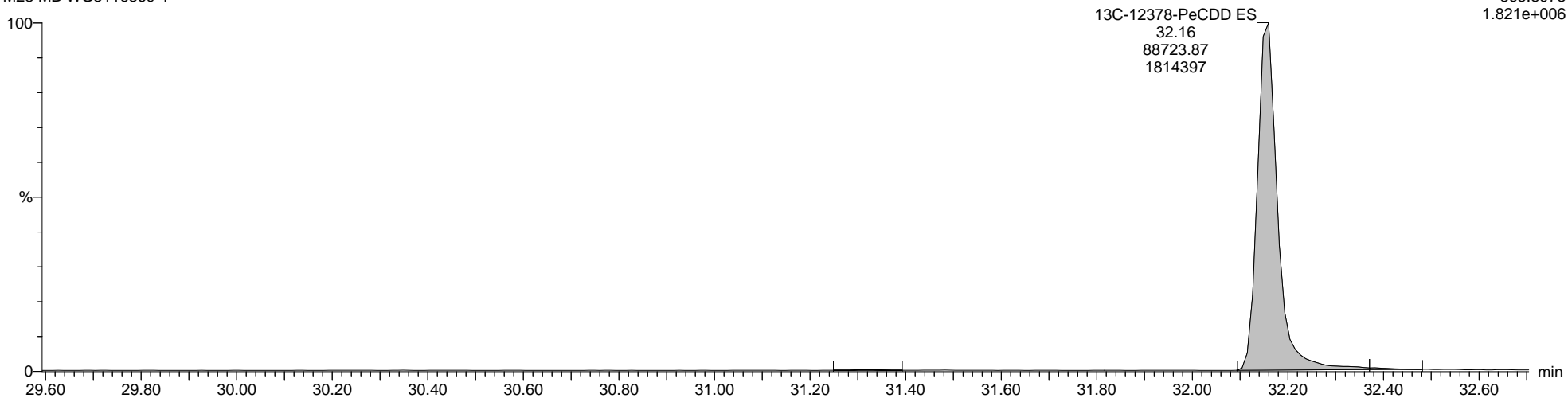
7-190816A11 Smooth(SG,1x1)
M23 MB WG3116369-1

F2:Voltage SIR,EI+
367.8949
2.878e+006



7-190816A11 Smooth(SG,1x1)
M23 MB WG3116369-1

F2:Voltage SIR,EI+
365.8978
1.821e+006



Quantify Sample Report MassLynx MassLynx V4.1 SCN 901

Dataset: C:\MassLynx\Dioxin.PRO\Result Files\7-190816A2-Q2-0816TP.qld

Last Altered: Monday, August 19, 2019 11:56:41 Eastern Daylight Time

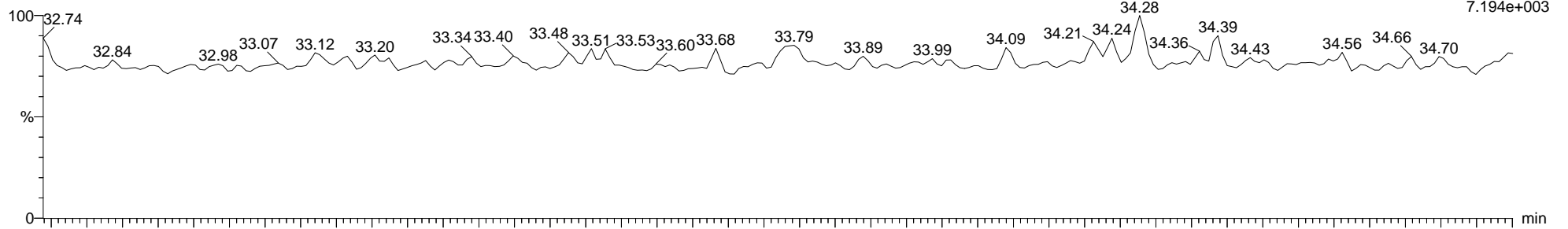
Printed: Friday, August 30, 2019 14:35:25 Eastern Daylight Time

Name: 7-190816A11, Date: 16-Aug-2019, Time: 05:10:06, ID: WG3116369-1, Description: M23 MB, Vial: Tray1:7

Total-Hexadioxins

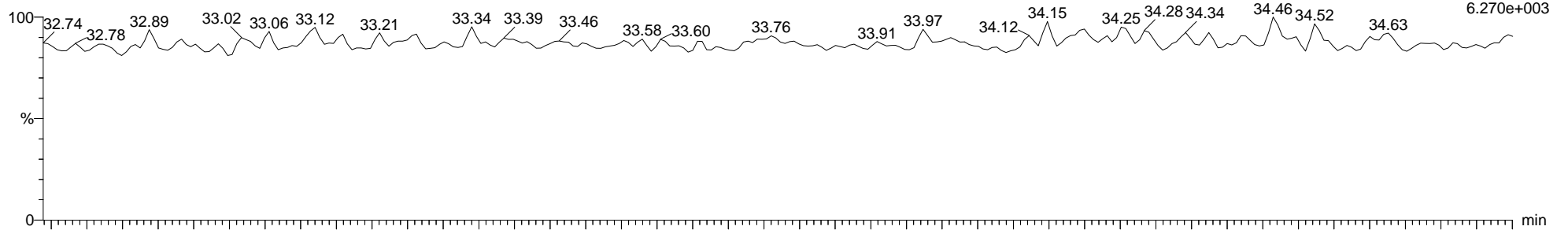
7-190816A11 Smooth(SG,1x1)
M23 MB WG3116369-1

F3:Voltage SIR,EI+
389.8157
7.194e+003



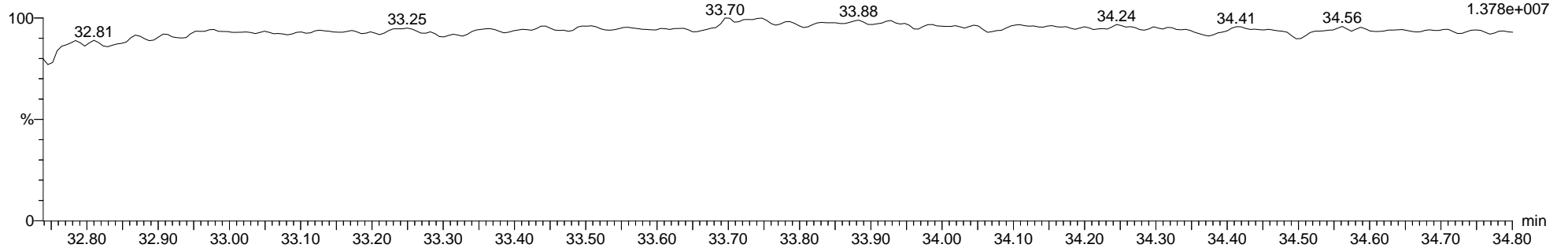
7-190816A11 Smooth(SG,1x1)
M23 MB WG3116369-1

F3:Voltage SIR,EI+
391.8127
6.270e+003



7-190816A11 Smooth(SG,1x1)
M23 MB WG3116369-1

F3:Voltage SIR,EI+
380.9760
1.378e+007



Quantify Sample Report

MassLynx MassLynx V4.1 SCN 901

Dataset: C:\MassLynx\Dioxin.PRO\Result Files\7-190816A2-Q2-0816TP.qld

Last Altered: Monday, August 19, 2019 11:56:41 Eastern Daylight Time


Printed: Friday, August 30, 2019 14:35:25 Eastern Daylight Time

Name: 7-190816A11, Date: 16-Aug-2019, Time: 05:10:06, ID: WG3116369-1, Description: M23 MB, Vial: Tray1:7

13C-123678-HxCDD ES

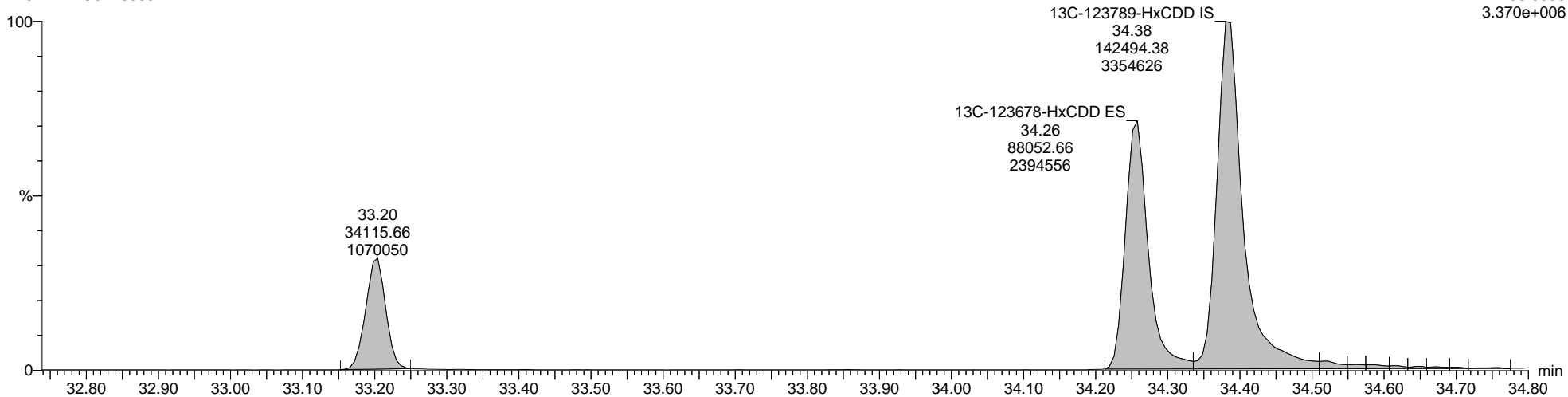
7-190816A11 Smooth(SG,1x1)
M23 MB WG3116369-1

F3:Voltage SIR,EI+
401.8559
4.254e+006



7-190816A11 Smooth(SG,1x1)
M23 MB WG3116369-1

F3:Voltage SIR,EI+
403.8530
3.370e+006



Quantify Sample Report MassLynx MassLynx V4.1 SCN 901

Dataset: C:\MassLynx\Dioxin.PRO\Result Files\7-190816A2-Q2-0816TP.qld

Last Altered: Monday, August 19, 2019 11:56:41 Eastern Daylight Time

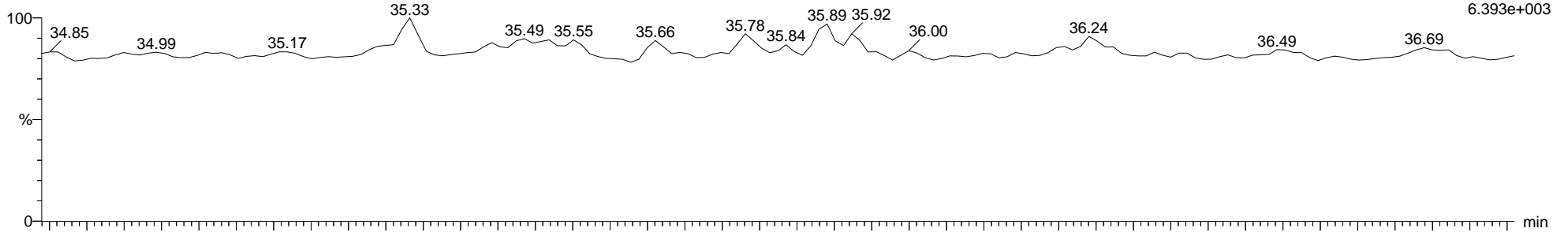
Printed: Friday, August 30, 2019 14:35:25 Eastern Daylight Time

Name: 7-190816A11, Date: 16-Aug-2019, Time: 05:10:06, ID: WG3116369-1, Description: M23 MB, Vial: Tray1:7

Total-Heptadioxins

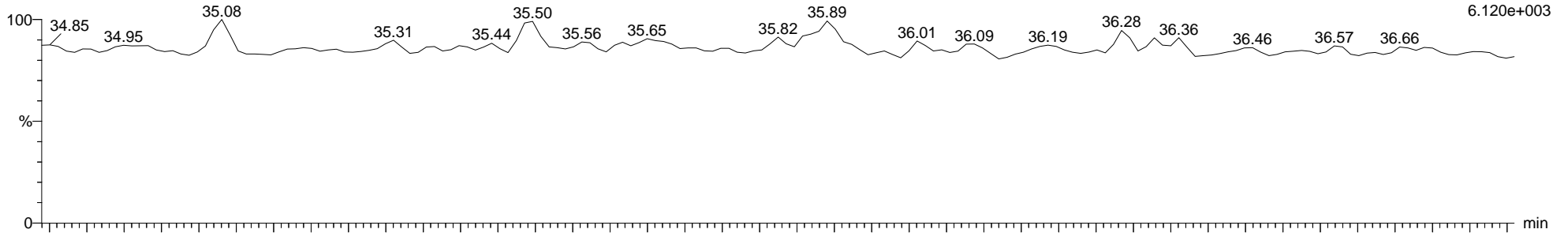
7-190816A11 Smooth(SG,1x1)
M23 MB WG3116369-1

F4:Voltage SIR,EI+
423.7766
6.393e+003



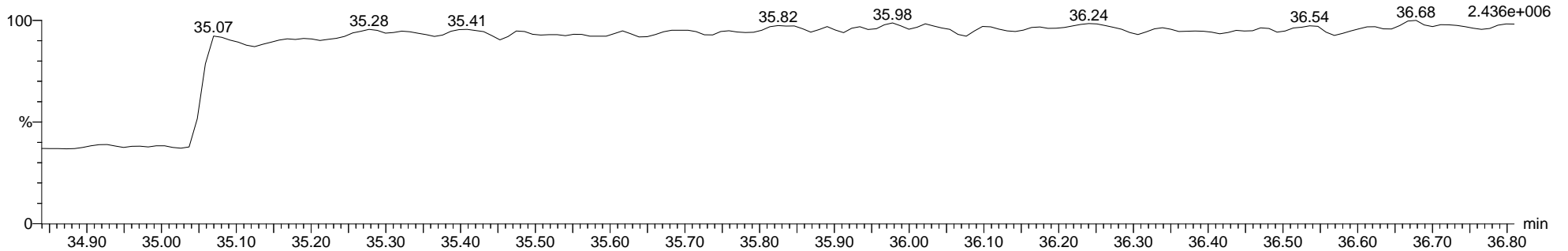
7-190816A11 Smooth(SG,1x1)
M23 MB WG3116369-1

F4:Voltage SIR,EI+
425.7737
6.120e+003



7-190816A11 Smooth(SG,1x1)
M23 MB WG3116369-1

F4:Voltage SIR,EI+
454.9728
2.436e+006



Quantify Sample Report MassLynx MassLynx V4.1 SCN 901

Dataset: C:\MassLynx\Dioxin.PRO\Result Files\7-190816A2-Q2-0816TP.qld

Last Altered: Monday, August 19, 2019 11:56:41 Eastern Daylight Time

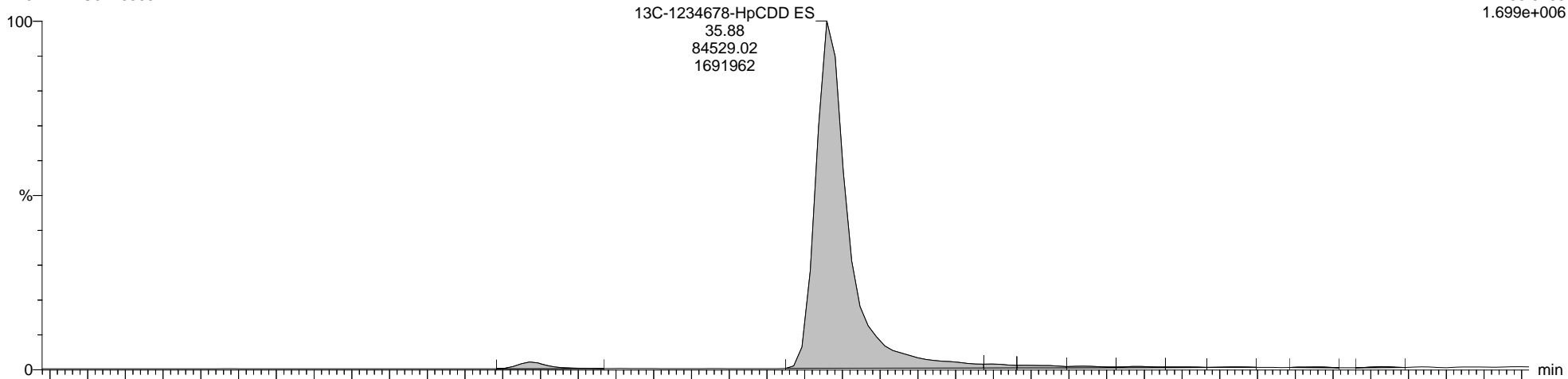
Printed: Friday, August 30, 2019 14:35:25 Eastern Daylight Time

Name: 7-190816A11, Date: 16-Aug-2019, Time: 05:10:06, ID: WG3116369-1, Description: M23 MB, Vial: Tray1:7

13C-1234678-HpCDD ES

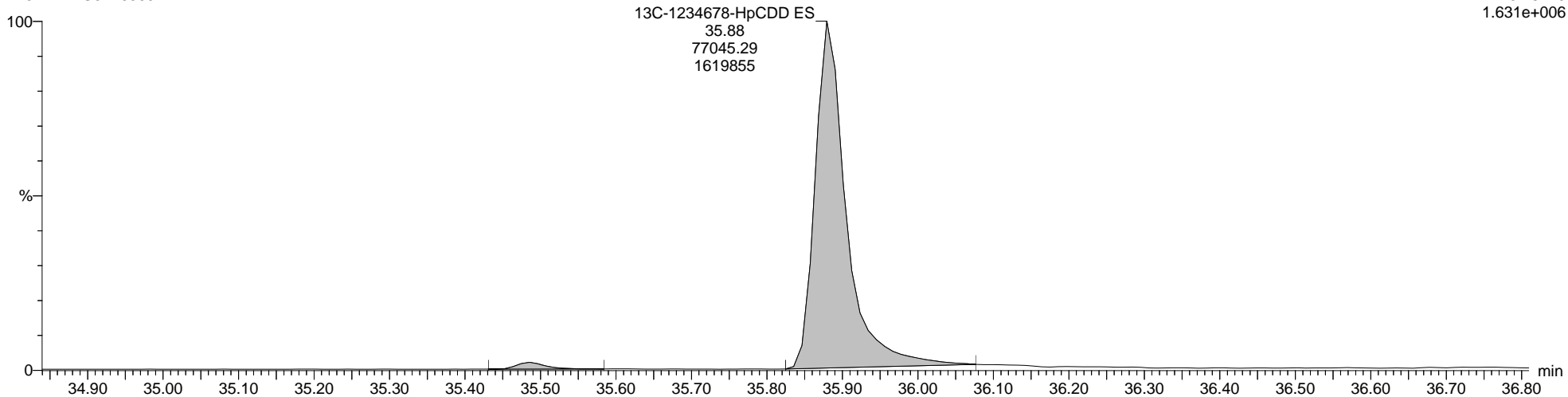
7-190816A11 Smooth(SG,1x1)
M23 MB WG3116369-1

F4:Voltage SIR,EI+
435.8169
1.699e+006



7-190816A11 Smooth(SG,1x1)
M23 MB WG3116369-1

F4:Voltage SIR,EI+
437.8140
1.631e+006



Quantify Sample Report MassLynx MassLynx V4.1 SCN 901

Dataset: C:\MassLynx\Dioxin.PRO\Result Files\7-190816A2-Q2-0816TP.qld

Last Altered: Monday, August 19, 2019 11:56:41 Eastern Daylight Time

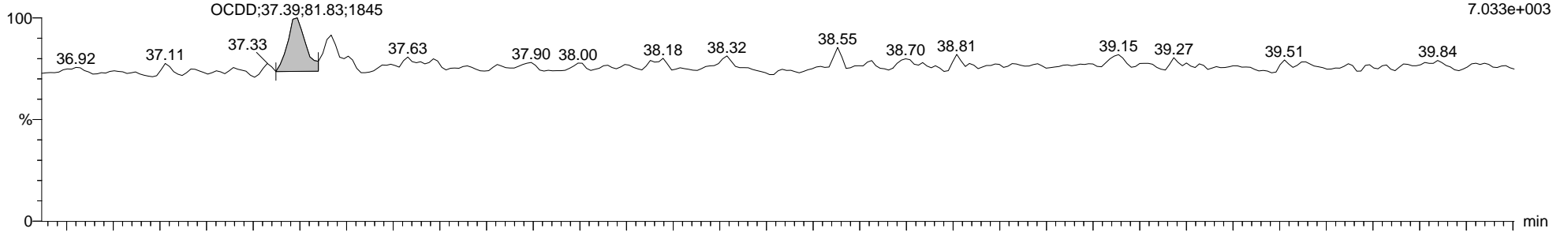
Printed: Friday, August 30, 2019 14:35:25 Eastern Daylight Time

Name: 7-190816A11, Date: 16-Aug-2019, Time: 05:10:06, ID: WG3116369-1, Description: M23 MB, Vial: Tray1:7

Total-OCDD

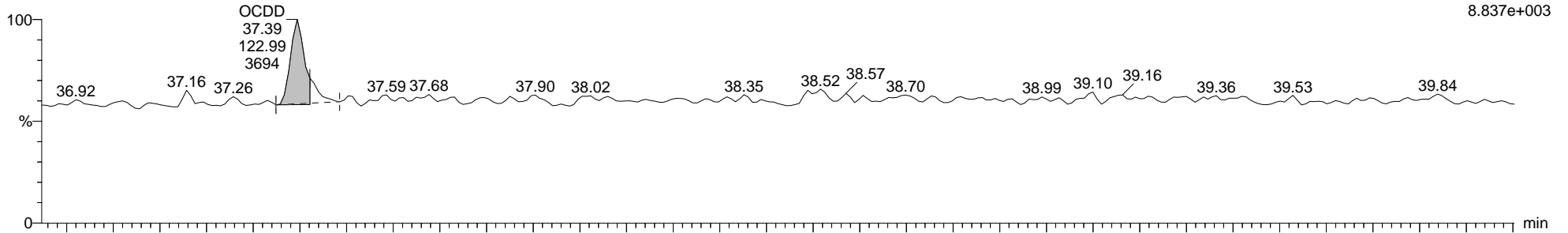
7-190816A11 Smooth(SG,1x1)
M23 MB WG3116369-1

F5:Voltage SIR,EI+
457.7377
7.033e+003



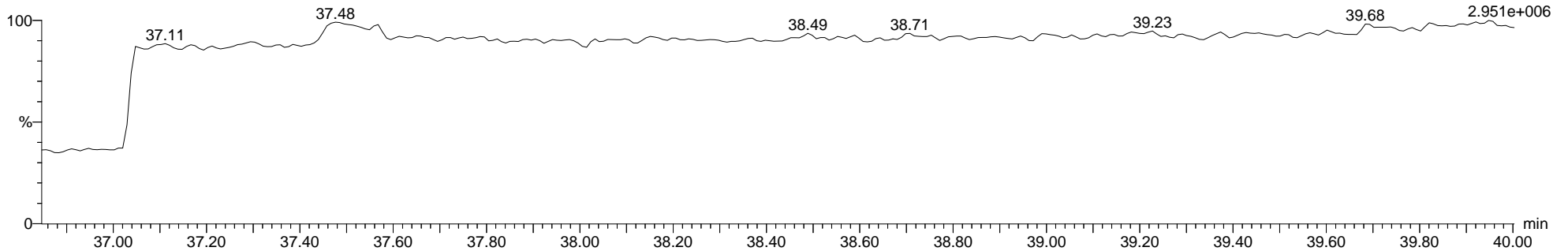
7-190816A11 Smooth(SG,1x1)
M23 MB WG3116369-1

F5:Voltage SIR,EI+
459.7348
8.837e+003



7-190816A11 Smooth(SG,1x1)
M23 MB WG3116369-1

F5:Voltage SIR,EI+
454.9728
2.951e+006



Quantify Sample Report MassLynx MassLynx V4.1 SCN 901

Dataset: C:\MassLynx\Dioxin.PRO\Result Files\7-190816A2-Q2-0816TP.qld

Last Altered: Monday, August 19, 2019 11:56:41 Eastern Daylight Time


Printed: Friday, August 30, 2019 14:35:25 Eastern Daylight Time

Name: 7-190816A11, Date: 16-Aug-2019, Time: 05:10:06, ID: WG3116369-1, Description: M23 MB, Vial: Tray1:7

13C-OCDD ES

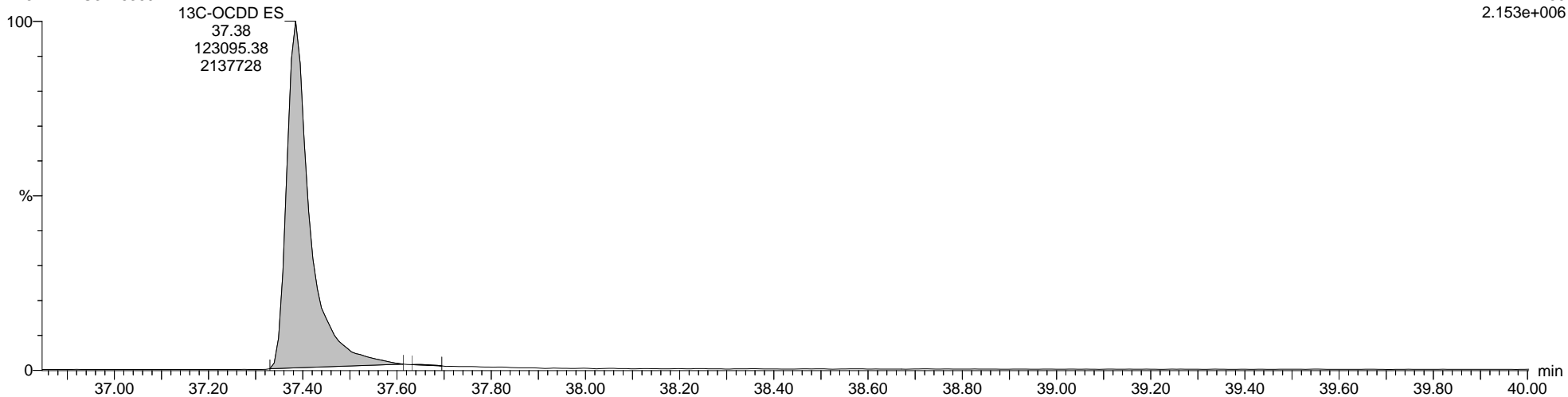
7-190816A11 Smooth(SG,1x1)
M23 MB WG3116369-1

F5:Voltage SIR,EI+
469.7779
1.940e+006



7-190816A11 Smooth(SG,1x1)
M23 MB WG3116369-1

F5:Voltage SIR,EI+
471.7750
2.153e+006



Quantify Sample Report MassLynx MassLynx V4.1 SCN 901

Dataset: C:\MassLynx\Dioxin.PRO\Result Files\7-190816A2-Q2-0816TP.qld

Last Altered: Monday, August 19, 2019 11:56:41 Eastern Daylight Time

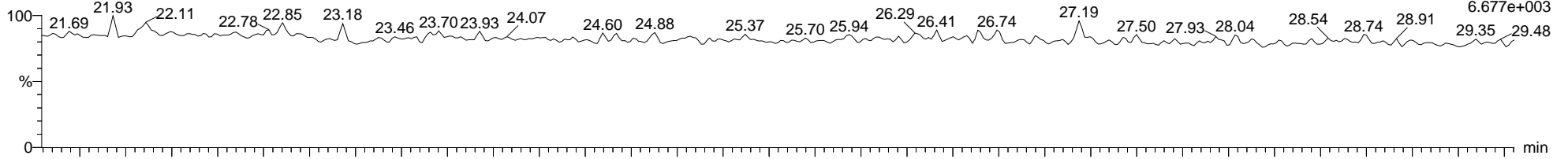
Printed: Friday, August 30, 2019 14:35:25 Eastern Daylight Time

Name: 7-190816A11, Date: 16-Aug-2019, Time: 05:10:06, ID: WG3116369-1, Description: M23 MB, Vial: Tray1:7

Total-Tetrafurans

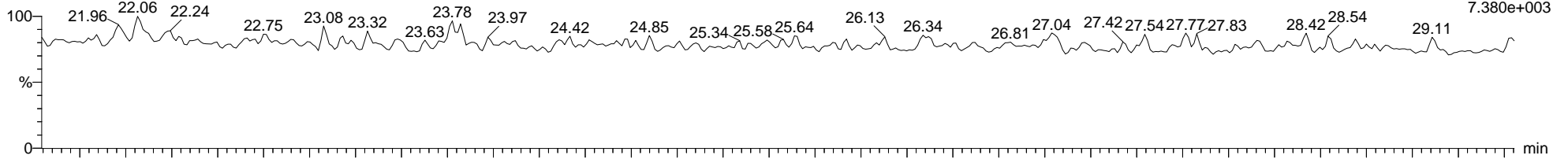
7-190816A11 Smooth(SG,1x1)
M23 MB WG3116369-1

F1:Voltage SIR,EI+
303.9016
6.677e+003



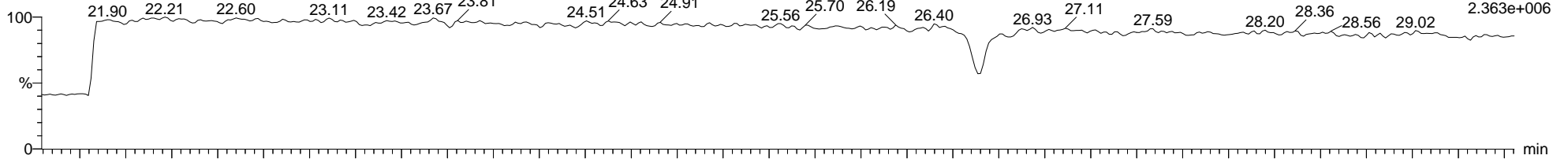
7-190816A11 Smooth(SG,1x1)
M23 MB WG3116369-1

F1:Voltage SIR,EI+
305.8987
7.380e+003



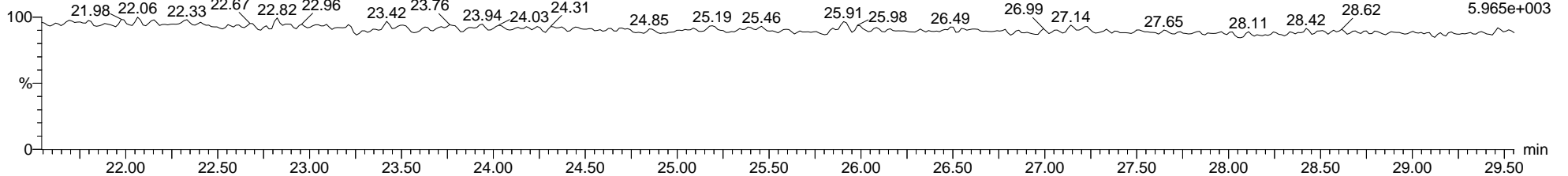
7-190816A11 Smooth(SG,1x1)
M23 MB WG3116369-1

F1:Voltage SIR,EI+
316.9824
2.363e+006



7-190816A11 Smooth(SG,1x1)
M23 MB WG3116369-1

F1:Voltage SIR,EI+
375.8364
5.965e+003



Dataset: C:\MassLynx\Dioxin.PRO\Result Files\7-190816A2-Q2-0816TP.qld

Last Altered: Monday, August 19, 2019 11:56:41 Eastern Daylight Time

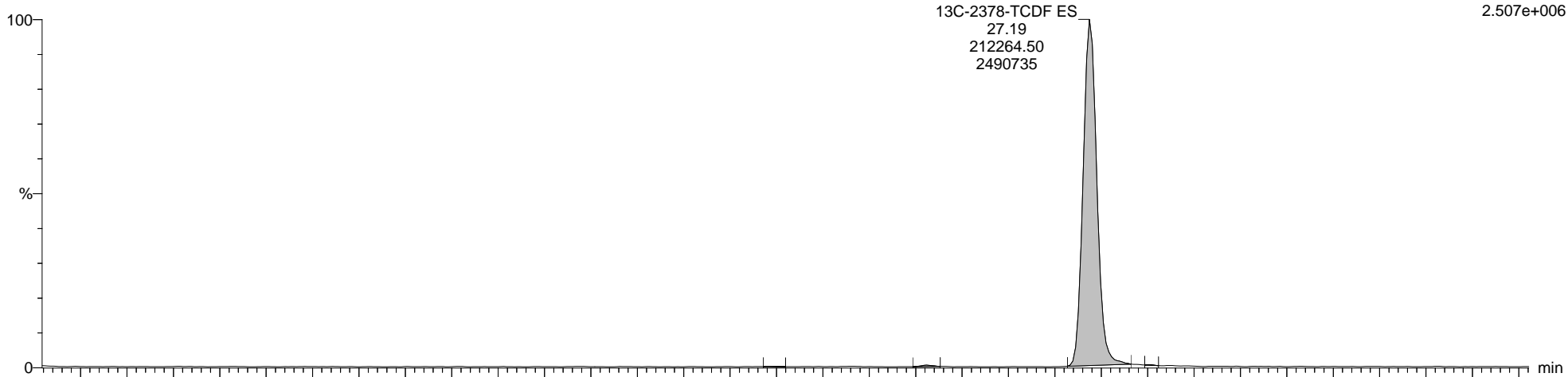
Printed: Friday, August 30, 2019 14:35:25 Eastern Daylight Time

Name: 7-190816A11, Date: 16-Aug-2019, Time: 05:10:06, ID: WG3116369-1, Description: M23 MB, Vial: Tray1:7

13C-2378-TCDF ES

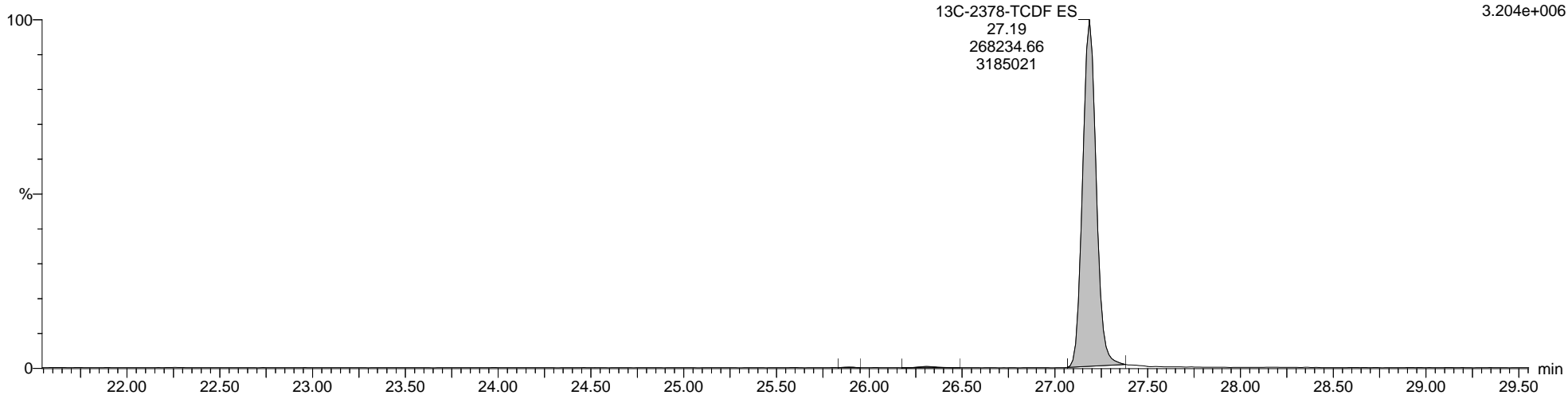
7-190816A11 Smooth(SG,1x1)
M23 MB WG3116369-1

F1:Voltage SIR,EI+
315.9419
2.507e+006



7-190816A11 Smooth(SG,1x1)
M23 MB WG3116369-1

F1:Voltage SIR,EI+
317.9389
3.204e+006



Quantify Sample Report MassLynx MassLynx V4.1 SCN 901

Dataset: C:\MassLynx\Dioxin.PRO\Result Files\7-190816A2-Q2-0816TP.qld

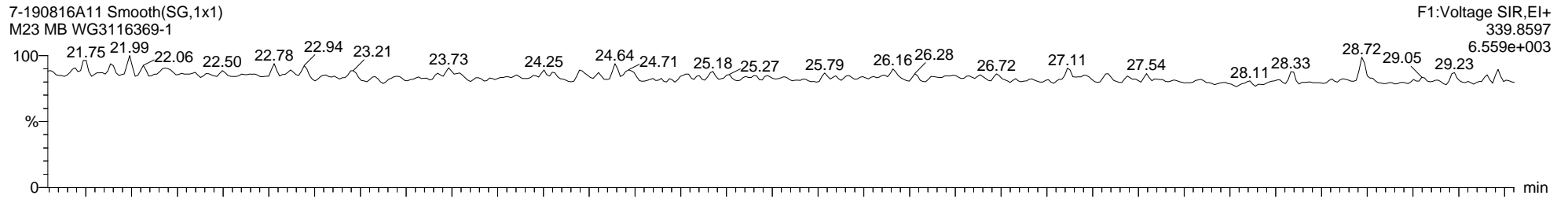
Last Altered: Monday, August 19, 2019 11:56:41 Eastern Daylight Time

Printed: Friday, August 30, 2019 14:35:25 Eastern Daylight Time

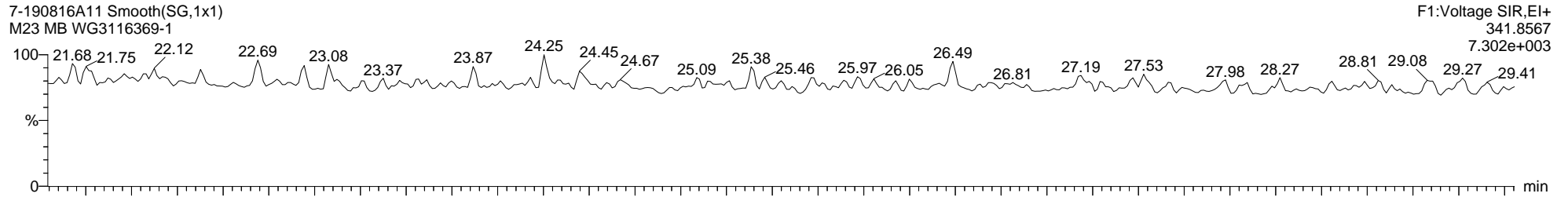
Name: 7-190816A11, Date: 16-Aug-2019, Time: 05:10:06, ID: WG3116369-1, Description: M23 MB, Vial: Tray1:7

Total-PeCDF-F1

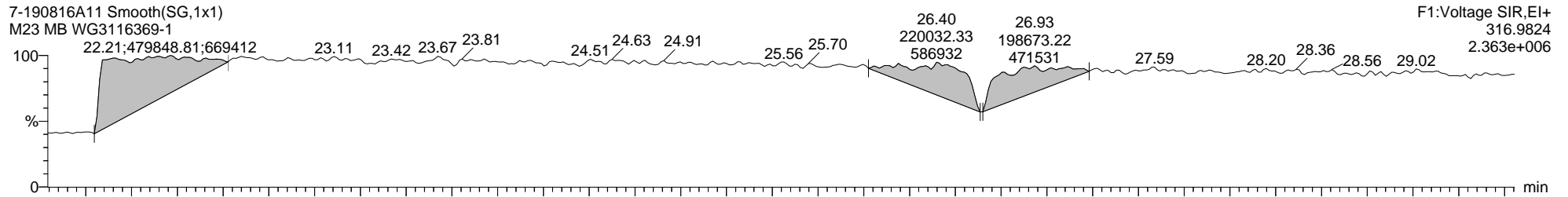
7-190816A11 Smooth(SG,1x1)
M23 MB WG3116369-1



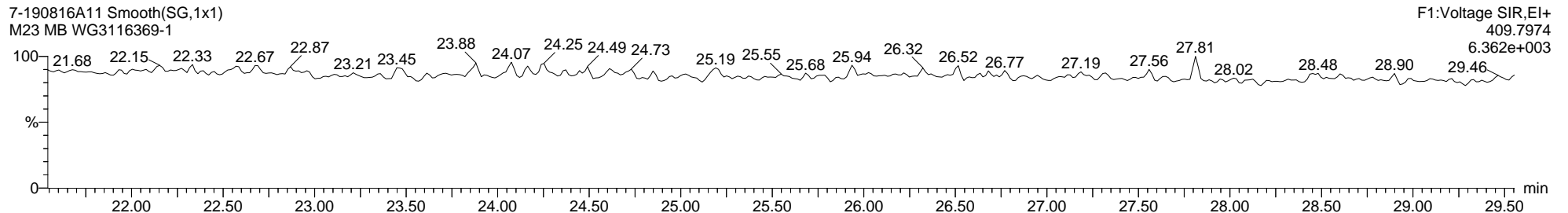
7-190816A11 Smooth(SG,1x1)
M23 MB WG3116369-1



7-190816A11 Smooth(SG,1x1)
M23 MB WG3116369-1



7-190816A11 Smooth(SG,1x1)
M23 MB WG3116369-1



Quantify Sample Report MassLynx MassLynx V4.1 SCN 901

Dataset: C:\MassLynx\Dioxin.PRO\Result Files\7-190816A2-Q2-0816TP.qld

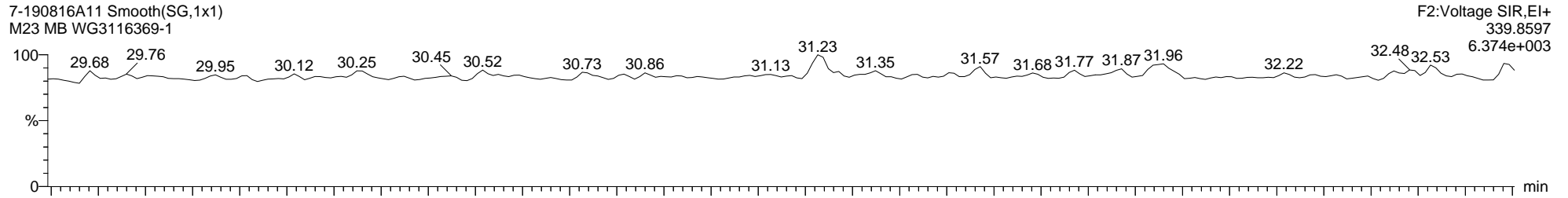
Last Altered: Monday, August 19, 2019 11:56:41 Eastern Daylight Time

Printed: Friday, August 30, 2019 14:35:25 Eastern Daylight Time

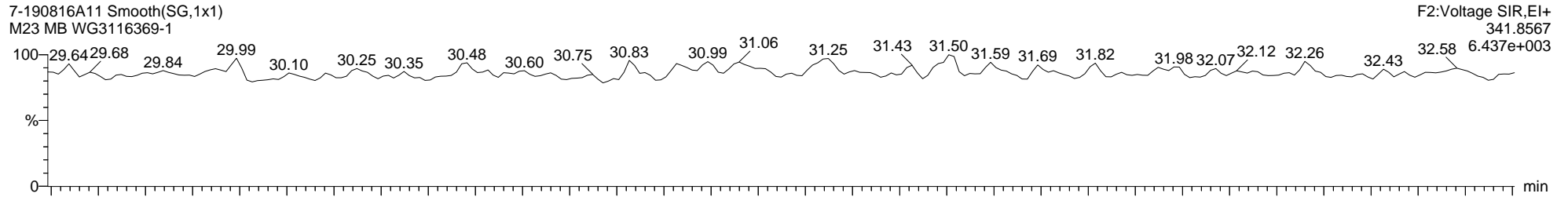
Name: 7-190816A11, Date: 16-Aug-2019, Time: 05:10:06, ID: WG3116369-1, Description: M23 MB, Vial: Tray1:7

Total-Pentafurans

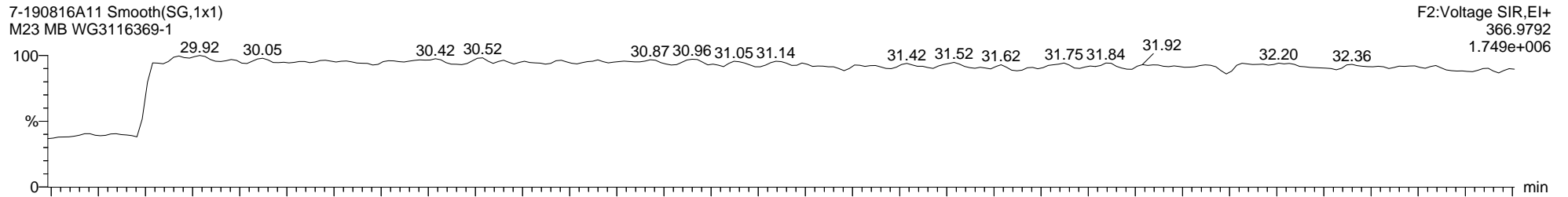
7-190816A11 Smooth(SG,1x1)
M23 MB WG3116369-1



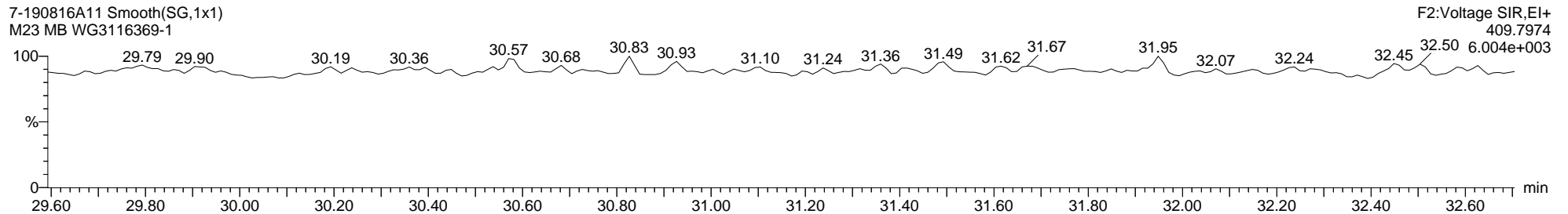
7-190816A11 Smooth(SG,1x1)
M23 MB WG3116369-1



7-190816A11 Smooth(SG,1x1)
M23 MB WG3116369-1



7-190816A11 Smooth(SG,1x1)
M23 MB WG3116369-1



Dataset: C:\MassLynx\Dioxin.PRO\Result Files\7-190816A2-Q2-0816TP.qld

Last Altered: Monday, August 19, 2019 11:56:41 Eastern Daylight Time

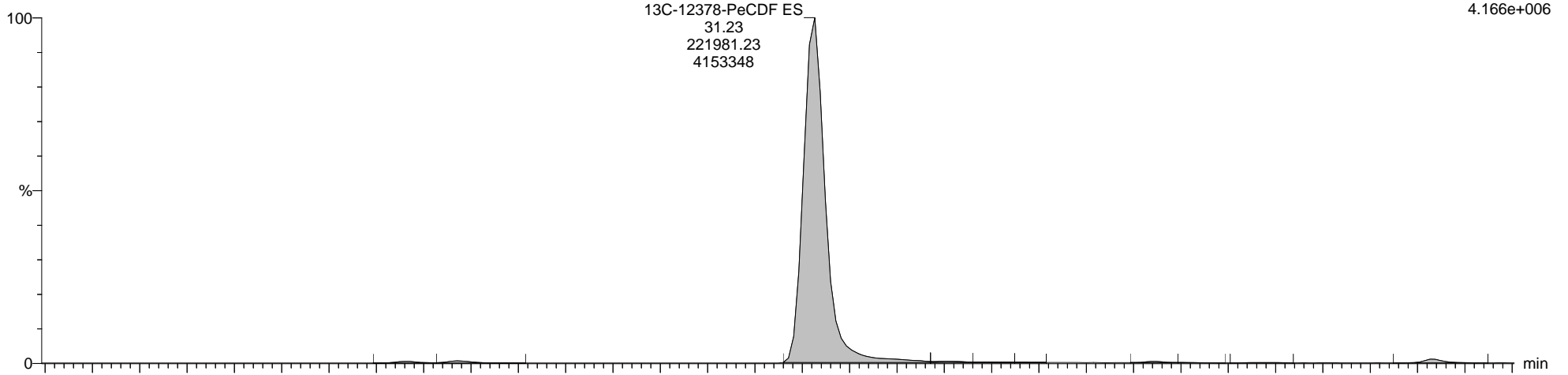
Printed: Friday, August 30, 2019 14:35:25 Eastern Daylight Time

Name: 7-190816A11, Date: 16-Aug-2019, Time: 05:10:06, ID: WG3116369-1, Description: M23 MB, Vial: Tray1:7

13C-12378-PeCDF ES

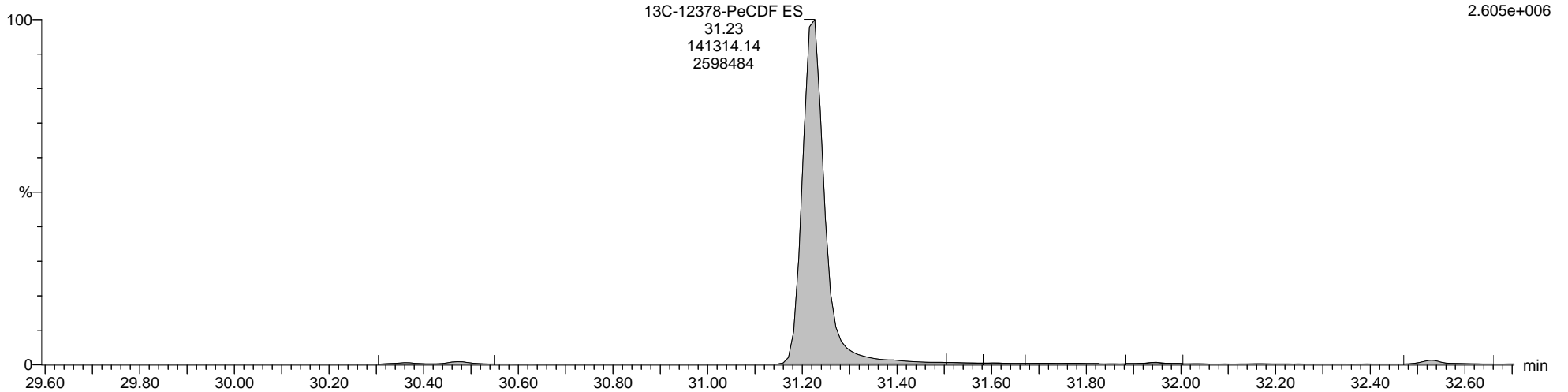
7-190816A11 Smooth(SG,1x1)
M23 MB WG3116369-1

F2:Voltage SIR,EI+
351.9000
4.166e+006



7-190816A11 Smooth(SG,1x1)
M23 MB WG3116369-1

F2:Voltage SIR,EI+
353.8970
2.605e+006



Quantify Sample Report MassLynx MassLynx V4.1 SCN 901

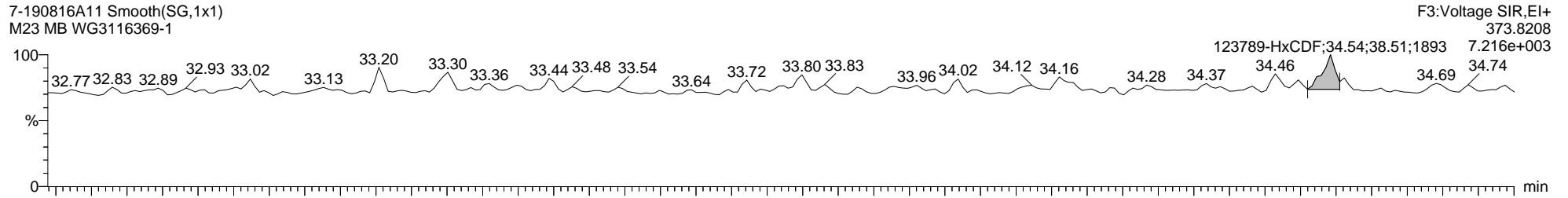
Dataset: C:\MassLynx\Dioxin.PRO\Result Files\7-190816A2-Q2-0816TP.qld

Last Altered: Monday, August 19, 2019 11:56:41 Eastern Daylight Time
Printed: Friday, August 30, 2019 14:35:25 Eastern Daylight Time

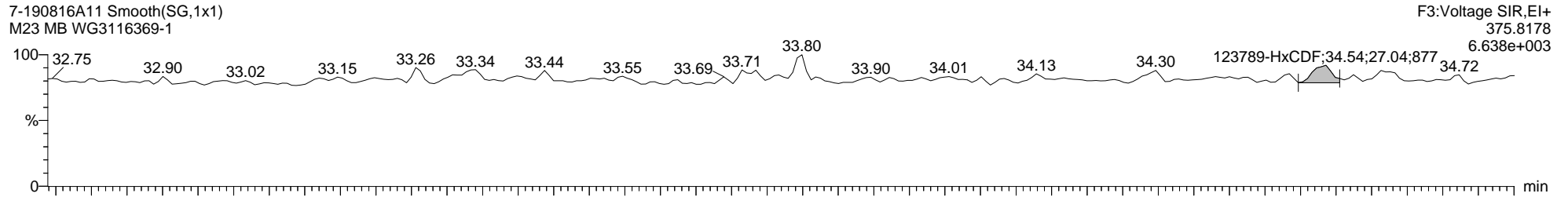
Name: 7-190816A11, Date: 16-Aug-2019, Time: 05:10:06, ID: WG3116369-1, Description: M23 MB, Vial: Tray1:7

Total-Hexafurans

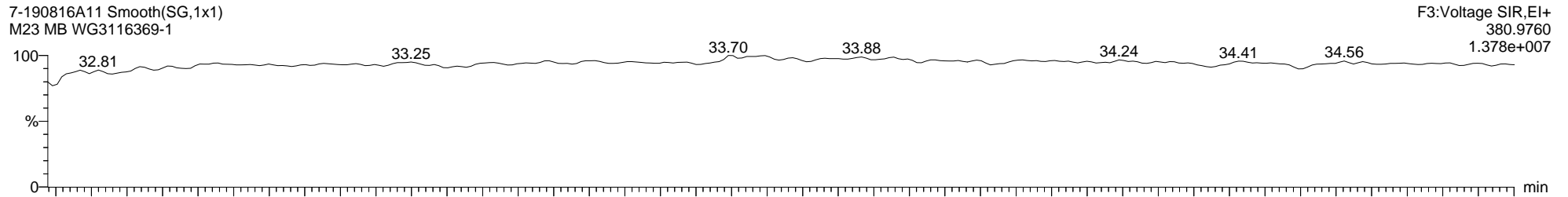
7-190816A11 Smooth(SG,1x1)
M23 MB WG3116369-1



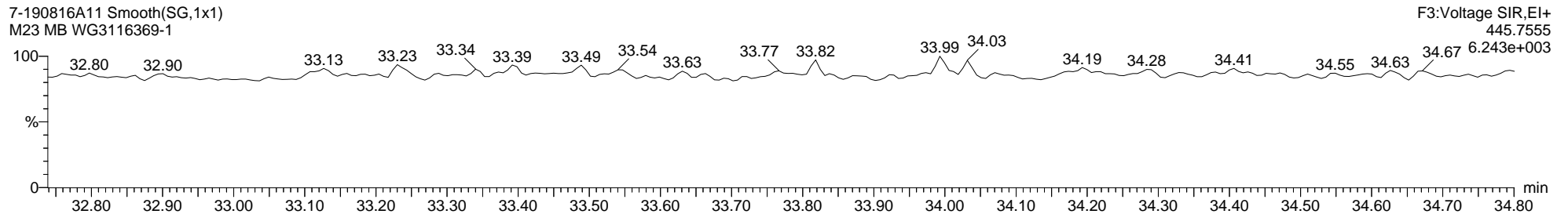
7-190816A11 Smooth(SG,1x1)
M23 MB WG3116369-1



7-190816A11 Smooth(SG,1x1)
M23 MB WG3116369-1



7-190816A11 Smooth(SG,1x1)
M23 MB WG3116369-1



Quantify Sample Report MassLynx MassLynx V4.1 SCN 901

Dataset: C:\MassLynx\Dioxin.PRO\Result Files\7-190816A2-Q2-0816TP.qld

Last Altered: Monday, August 19, 2019 11:56:41 Eastern Daylight Time

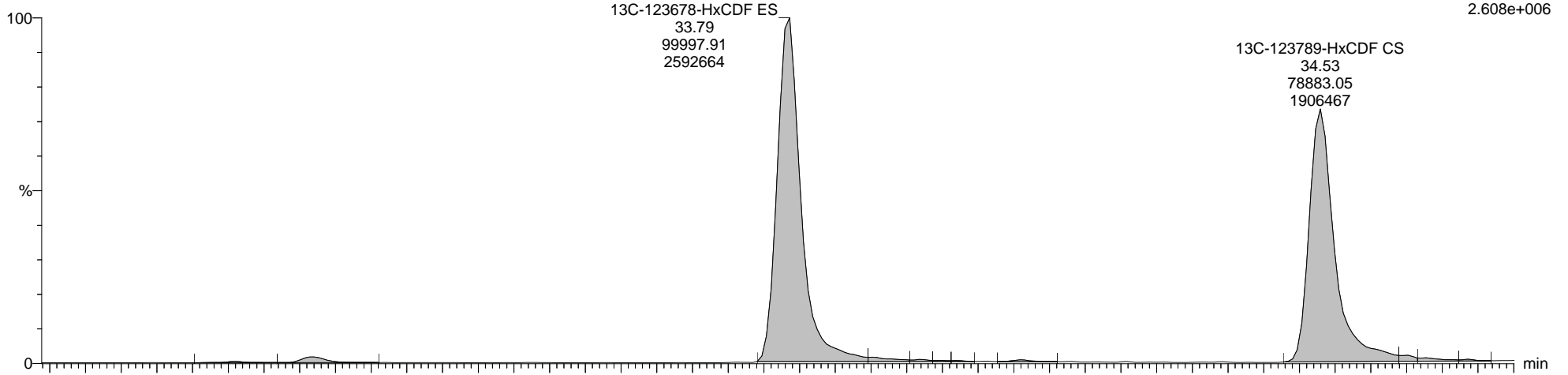
Printed: Friday, August 30, 2019 14:35:25 Eastern Daylight Time

Name: 7-190816A11, Date: 16-Aug-2019, Time: 05:10:06, ID: WG3116369-1, Description: M23 MB, Vial: Tray1:7

13C-123678-HxCDF ES

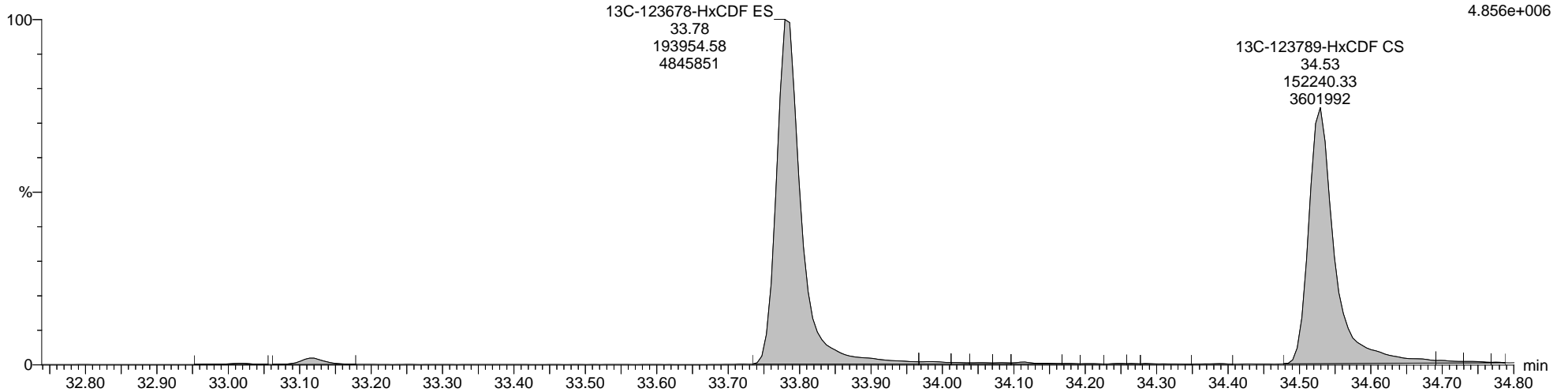
7-190816A11 Smooth(SG,1x1)
M23 MB WG3116369-1

F3:Voltage SIR,EI+
383.8639
2.608e+006



7-190816A11 Smooth(SG,1x1)
M23 MB WG3116369-1

F3:Voltage SIR,EI+
385.8610
4.856e+006



Quantify Sample Report

MassLynx MassLynx V4.1 SCN 901

Dataset: C:\MassLynx\Dioxin.PRO\Result Files\7-190816A2-Q2-0816TP.qld

Last Altered: Monday, August 19, 2019 11:56:41 Eastern Daylight Time

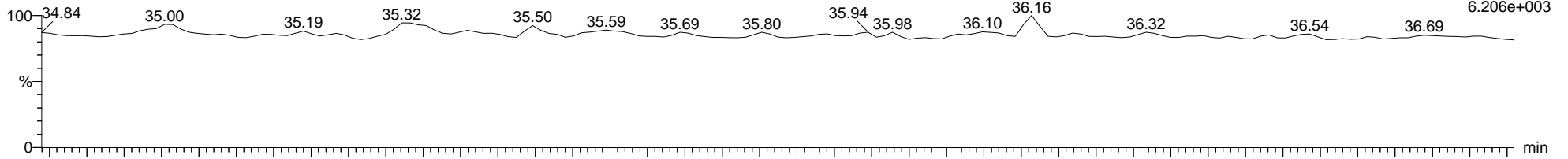
Printed: Friday, August 30, 2019 14:35:25 Eastern Daylight Time

Name: 7-190816A11, Date: 16-Aug-2019, Time: 05:10:06, ID: WG3116369-1, Description: M23 MB, Vial: Tray1:7

Total-Heptafurans

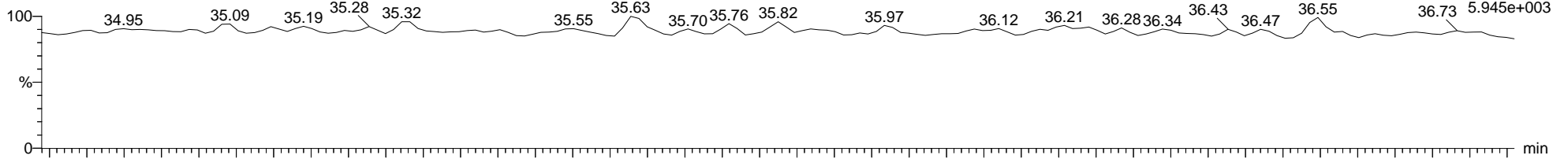
7-190816A11 Smooth(SG,1x1)
M23 MB WG3116369-1

F4:Voltage SIR,EI+
409.7789
6.206e+003



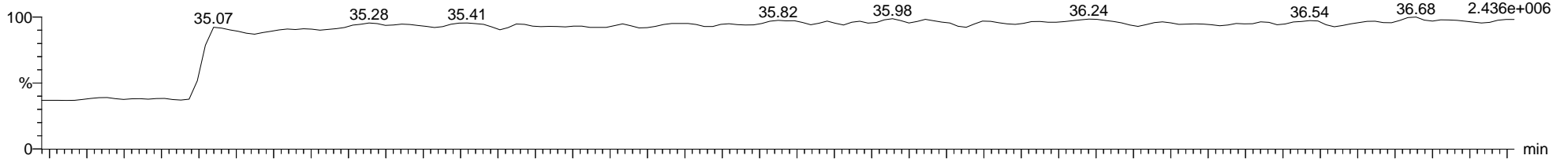
7-190816A11 Smooth(SG,1x1)
M23 MB WG3116369-1

F4:Voltage SIR,EI+
411.7759
5.945e+003



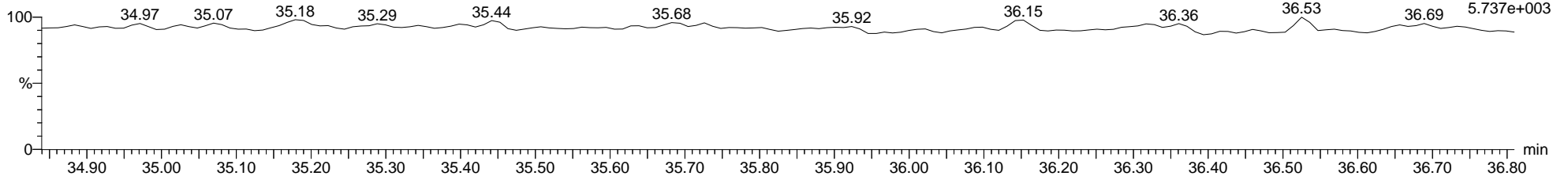
7-190816A11 Smooth(SG,1x1)
M23 MB WG3116369-1

F4:Voltage SIR,EI+
454.9728
2.436e+006



7-190816A11 Smooth(SG,1x1)
M23 MB WG3116369-1

F4:Voltage SIR,EI+
479.7165
5.737e+003



Quantify Sample Report MassLynx MassLynx V4.1 SCN 901

Dataset: C:\MassLynx\Dioxin.PRO\Result Files\7-190816A2-Q2-0816TP.qld

Last Altered: Monday, August 19, 2019 11:56:41 Eastern Daylight Time

Printed: Friday, August 30, 2019 14:35:25 Eastern Daylight Time

Name: 7-190816A11, Date: 16-Aug-2019, Time: 05:10:06, ID: WG3116369-1, Description: M23 MB, Vial: Tray1:7

13C-1234678-HpCDF ES

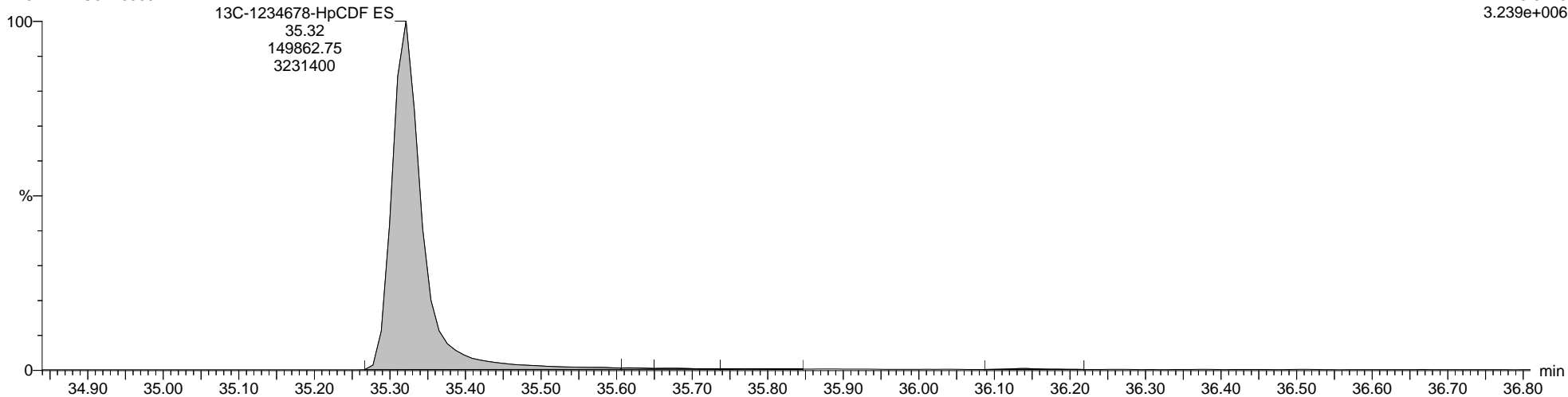
7-190816A11 Smooth(SG,1x1)
M23 MB WG3116369-1

F4:Voltage SIR,EI+
417.8253
1.453e+006



7-190816A11 Smooth(SG,1x1)
M23 MB WG3116369-1

F4:Voltage SIR,EI+
419.8220
3.239e+006



Quantify Sample Report MassLynx MassLynx V4.1 SCN 901

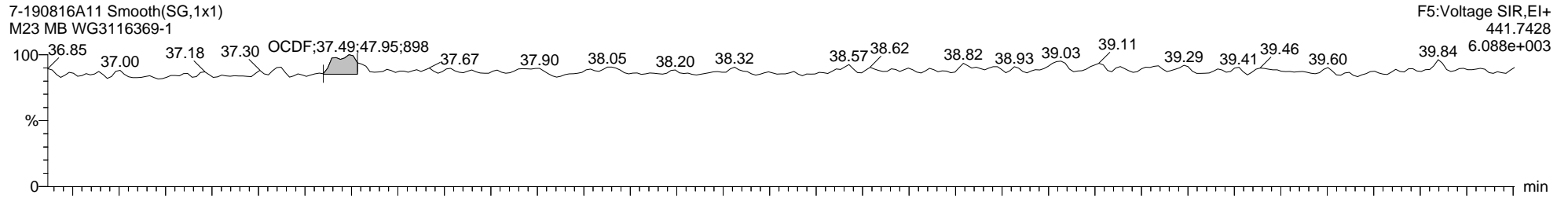
Dataset: C:\MassLynx\Dioxin.PRO\Result Files\7-190816A2-Q2-0816TP.qld

Last Altered: Monday, August 19, 2019 11:56:41 Eastern Daylight Time
Printed: Friday, August 30, 2019 14:35:25 Eastern Daylight Time

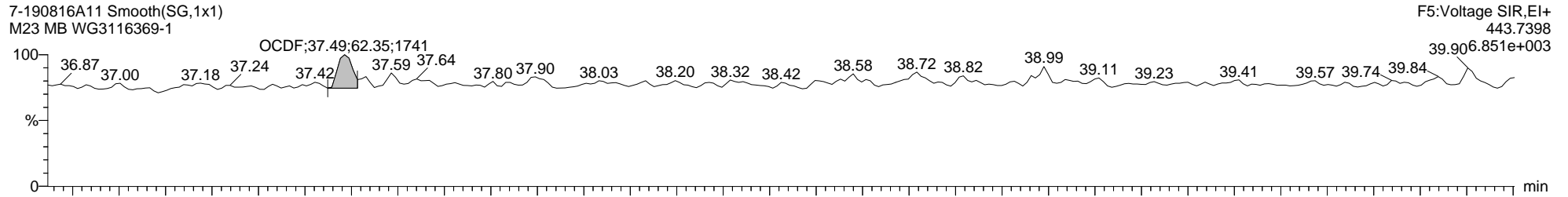
Name: 7-190816A11, Date: 16-Aug-2019, Time: 05:10:06, ID: WG3116369-1, Description: M23 MB, Vial: Tray1:7

Totals-OCDF

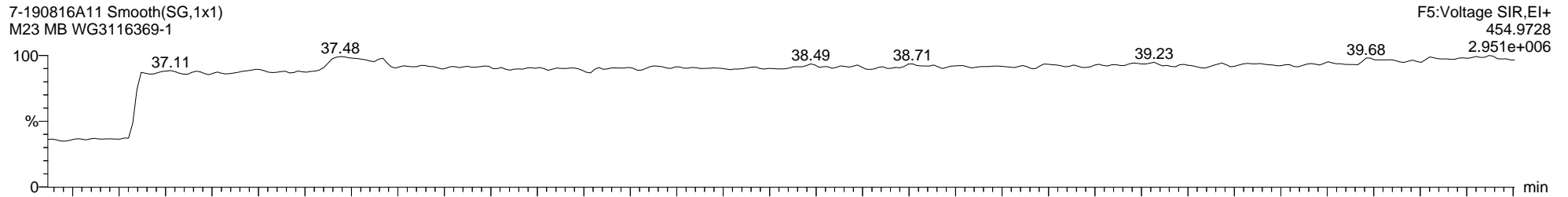
7-190816A11 Smooth(SG,1x1)
M23 MB WG3116369-1



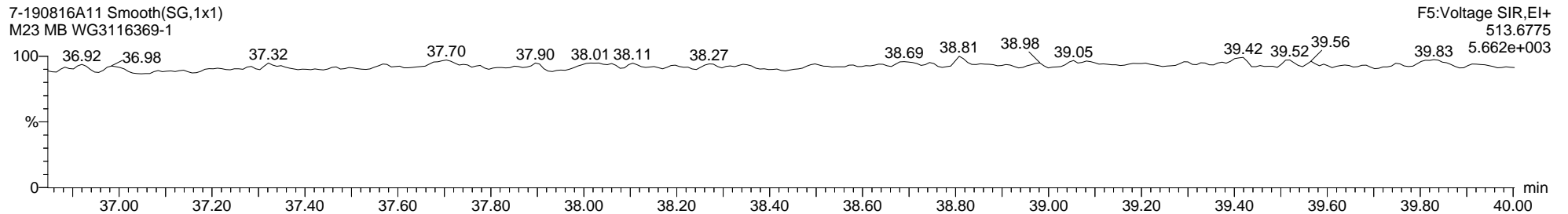
7-190816A11 Smooth(SG,1x1)
M23 MB WG3116369-1



7-190816A11 Smooth(SG,1x1)
M23 MB WG3116369-1



7-190816A11 Smooth(SG,1x1)
M23 MB WG3116369-1



Quantify Sample Report MassLynx MassLynx V4.1 SCN 901

Dataset: C:\MassLynx\Dioxin.PRO\Result Files\7-190816A2-Q2-0816TP.qld

Last Altered: Monday, August 19, 2019 11:56:41 Eastern Daylight Time

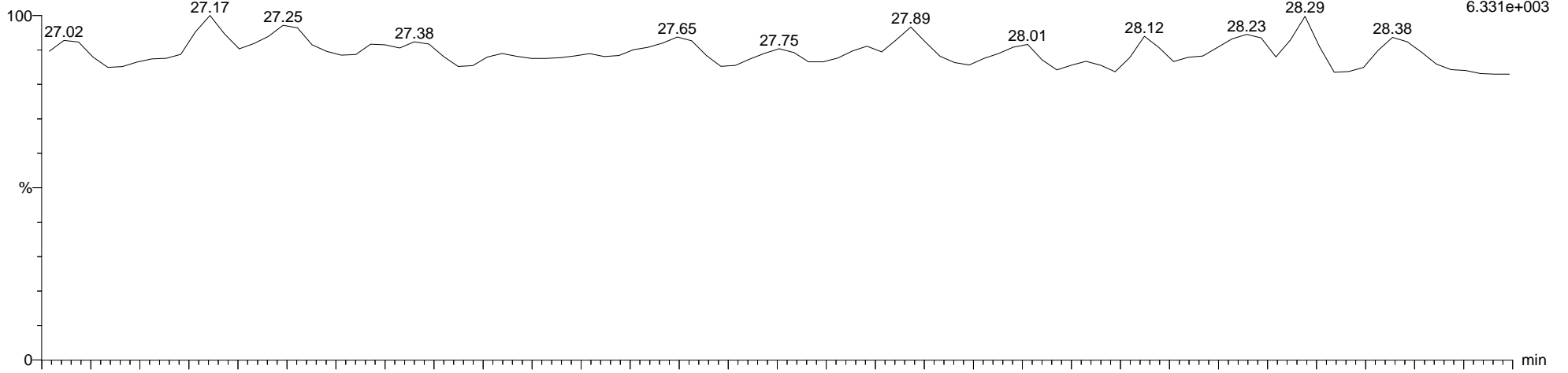
Printed: Friday, August 30, 2019 14:35:25 Eastern Daylight Time

Name: 7-190816A12, Date: 16-Aug-2019, Time: 05:52:14, ID: WG3116369-4, Description: M23 MB, Vial: Tray1:8

2378-TCDD

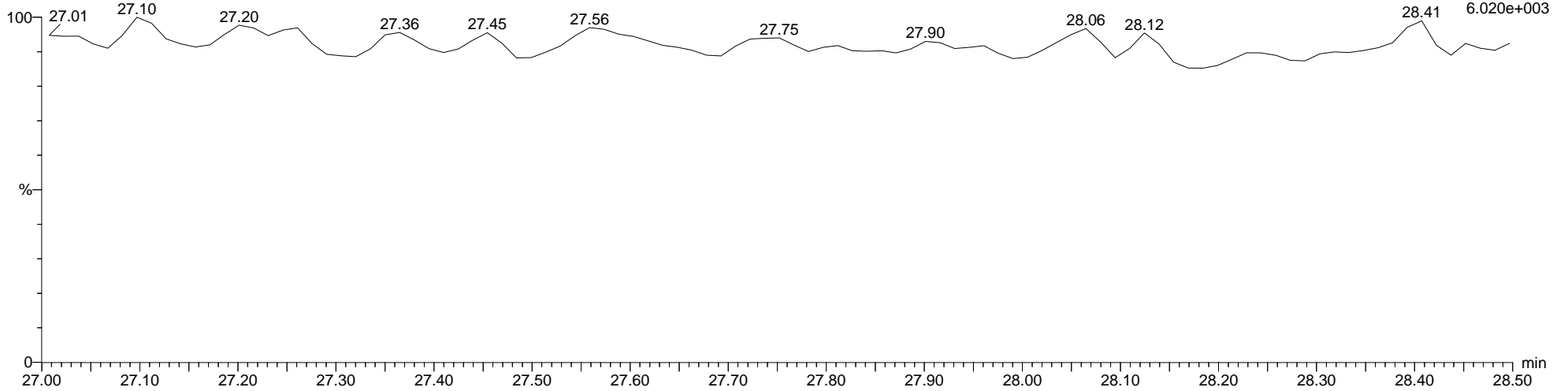
7-190816A12 Smooth(SG,1x1)
M23 MB WG3116369-4

F1:Voltage SIR,EI+
319.8965
6.331e+003



7-190816A12 Smooth(SG,1x1)
M23 MB WG3116369-4

F1:Voltage SIR,EI+
321.8936
6.020e+003



Quantify Sample Report MassLynx MassLynx V4.1 SCN 901

Dataset: C:\MassLynx\Dioxin.PRO\Result Files\7-190816A2-Q2-0816TP.qld

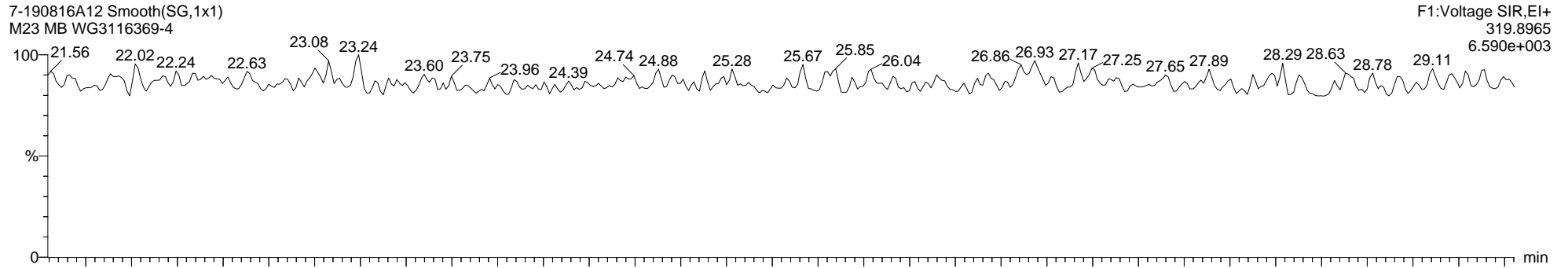
Last Altered: Monday, August 19, 2019 11:56:41 Eastern Daylight Time

Printed: Friday, August 30, 2019 14:35:25 Eastern Daylight Time

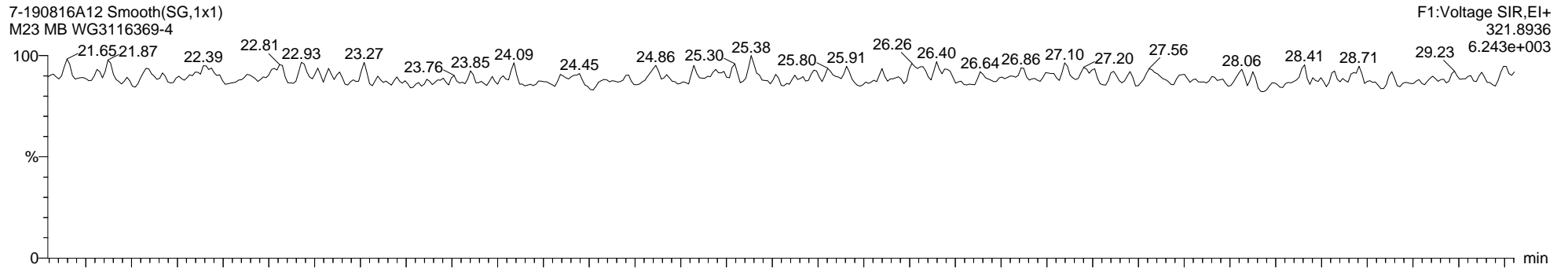
Name: 7-190816A12, Date: 16-Aug-2019, Time: 05:52:14, ID: WG3116369-4, Description: M23 MB, Vial: Tray1:8

Total-Tetradoxins

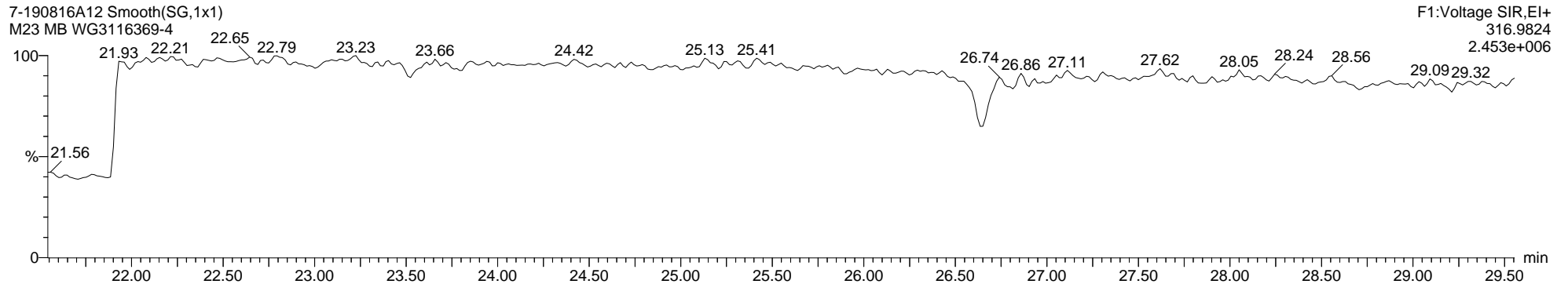
7-190816A12 Smooth(SG,1x1)
M23 MB WG3116369-4



7-190816A12 Smooth(SG,1x1)
M23 MB WG3116369-4



7-190816A12 Smooth(SG,1x1)
M23 MB WG3116369-4



Dataset: C:\MassLynx\Dioxin.PRO\Result Files\7-190816A2-Q2-0816TP.qld

Last Altered: Monday, August 19, 2019 11:56:41 Eastern Daylight Time


Printed: Friday, August 30, 2019 14:35:25 Eastern Daylight Time

Name: 7-190816A12, Date: 16-Aug-2019, Time: 05:52:14, ID: WG3116369-4, Description: M23 MB, Vial: Tray1:8

13C-2378-TCDD ES

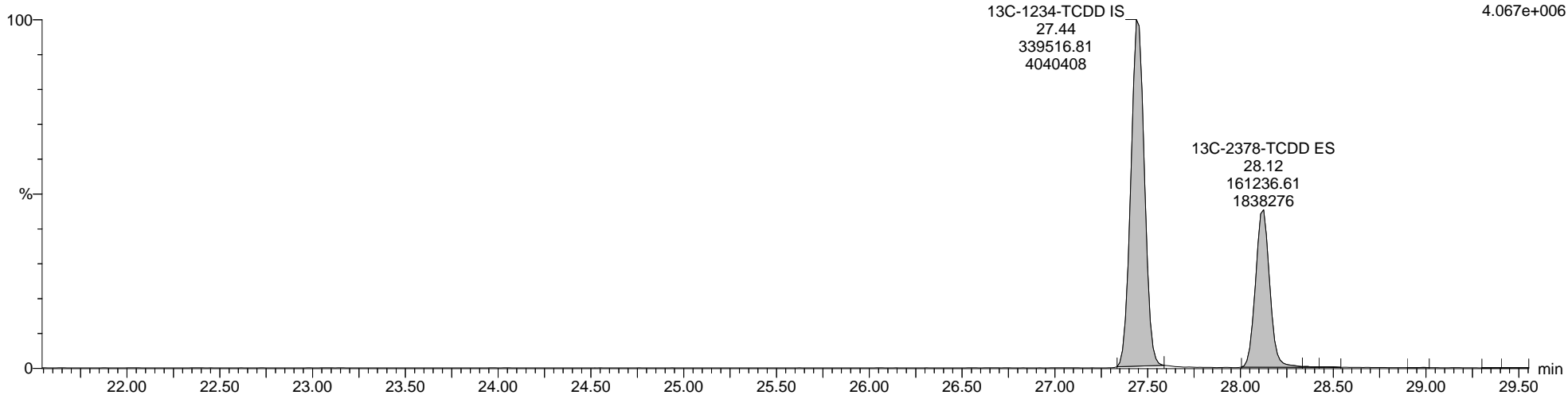
7-190816A12 Smooth(SG,1x1)
M23 MB WG3116369-4

F1:Voltage SIR,EI+
331.9368
3.282e+006



7-190816A12 Smooth(SG,1x1)
M23 MB WG3116369-4

F1:Voltage SIR,EI+
333.9339
4.067e+006



Quantify Sample Report MassLynx MassLynx V4.1 SCN 901

Dataset: C:\MassLynx\Dioxin.PRO\Result Files\7-190816A2-Q2-0816TP.qld

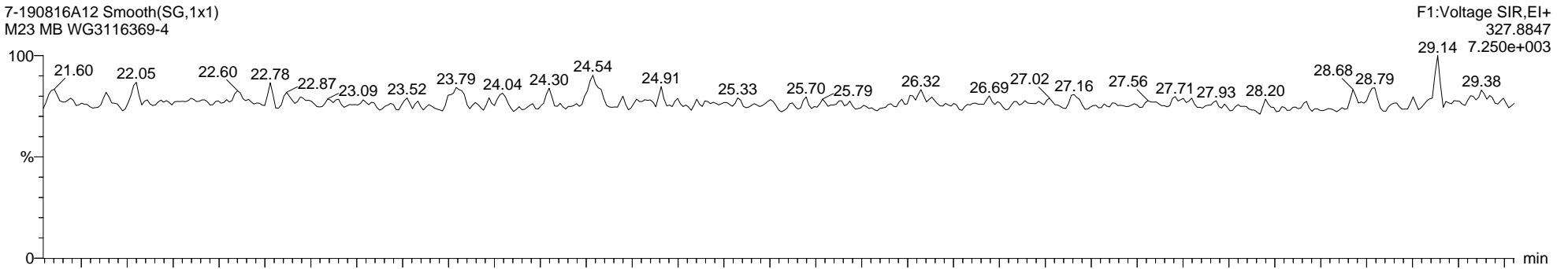
Last Altered: Monday, August 19, 2019 11:56:41 Eastern Daylight Time

Printed: Friday, August 30, 2019 14:35:25 Eastern Daylight Time

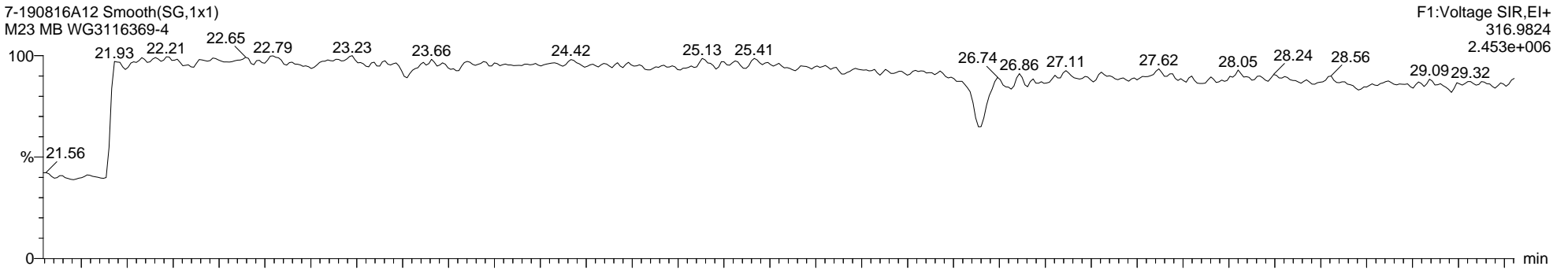
Name: 7-190816A12, Date: 16-Aug-2019, Time: 05:52:14, ID: WG3116369-4, Description: M23 MB, Vial: Tray1:8

Totals-37Cl-2378-TCDD

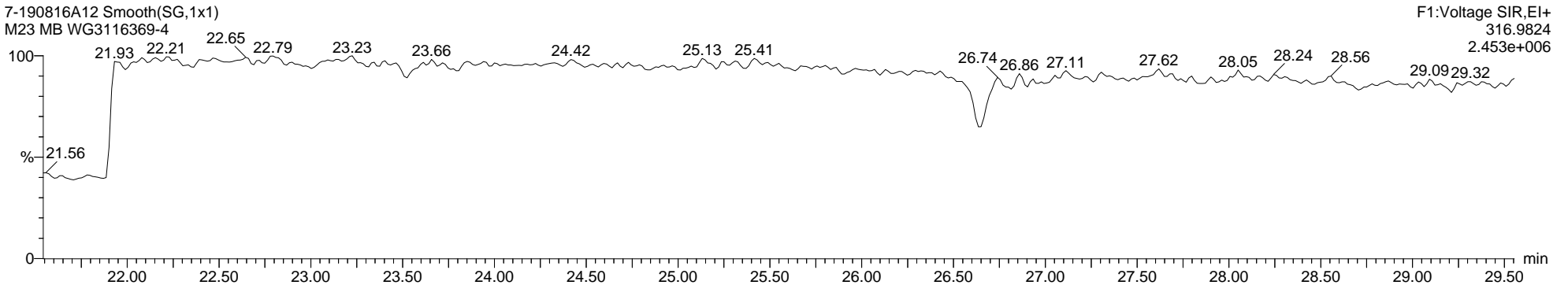
7-190816A12 Smooth(SG,1x1)
M23 MB WG3116369-4



7-190816A12 Smooth(SG,1x1)
M23 MB WG3116369-4



7-190816A12 Smooth(SG,1x1)
M23 MB WG3116369-4



Quantify Sample Report MassLynx MassLynx V4.1 SCN 901

Dataset: C:\MassLynx\Dioxin.PRO\Result Files\7-190816A2-Q2-0816TP.qld

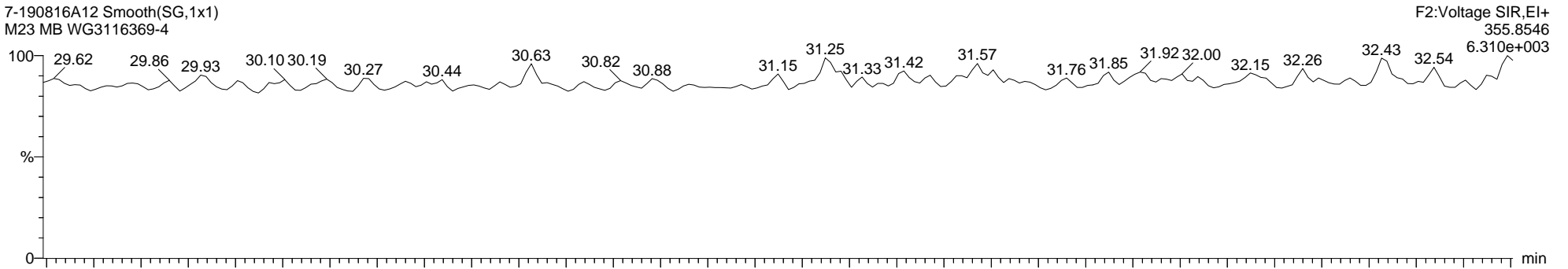
Last Altered: Monday, August 19, 2019 11:56:41 Eastern Daylight Time

Printed: Friday, August 30, 2019 14:35:25 Eastern Daylight Time

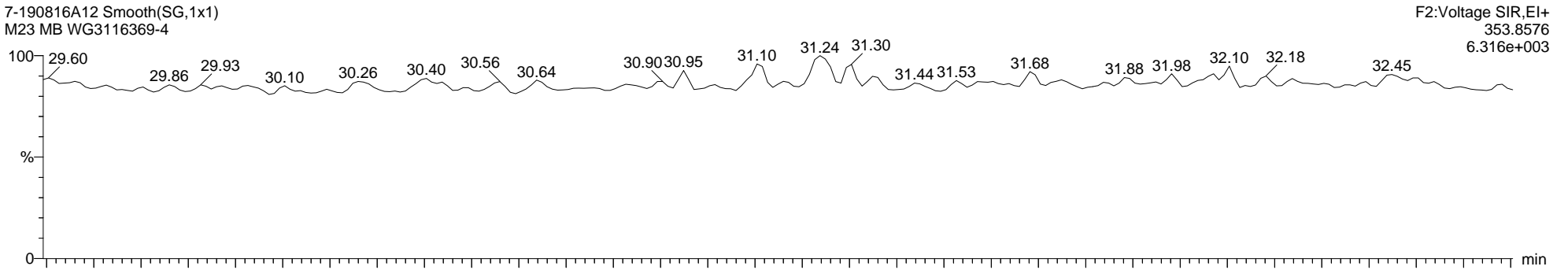
Name: 7-190816A12, Date: 16-Aug-2019, Time: 05:52:14, ID: WG3116369-4, Description: M23 MB, Vial: Tray1:8

Total-Pentadioxins

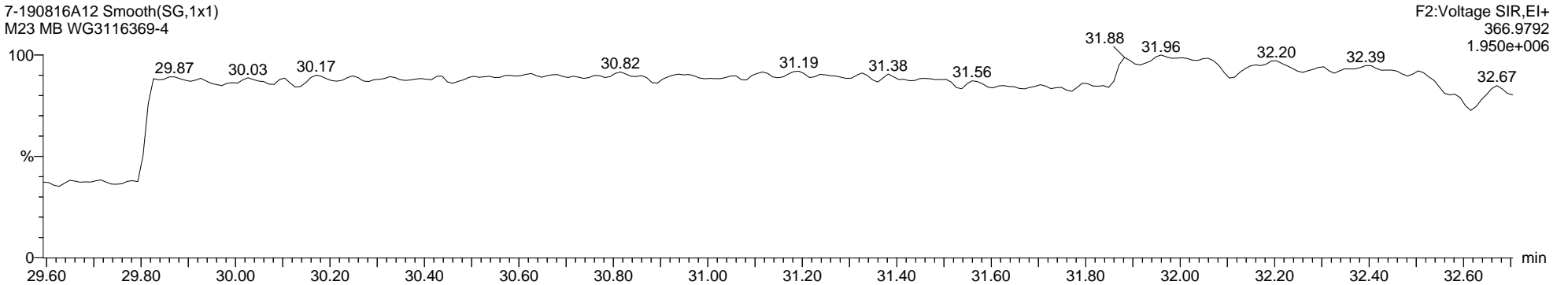
7-190816A12 Smooth(SG,1x1)
M23 MB WG3116369-4



7-190816A12 Smooth(SG,1x1)
M23 MB WG3116369-4



7-190816A12 Smooth(SG,1x1)
M23 MB WG3116369-4



Dataset: C:\MassLynx\Dioxin.PRO\Result Files\7-190816A2-Q2-0816TP.qld

Last Altered: Monday, August 19, 2019 11:56:41 Eastern Daylight Time


Printed: Friday, August 30, 2019 14:35:25 Eastern Daylight Time

Name: 7-190816A12, Date: 16-Aug-2019, Time: 05:52:14, ID: WG3116369-4, Description: M23 MB, Vial: Tray1:8

13C-12378-PeCDD ES

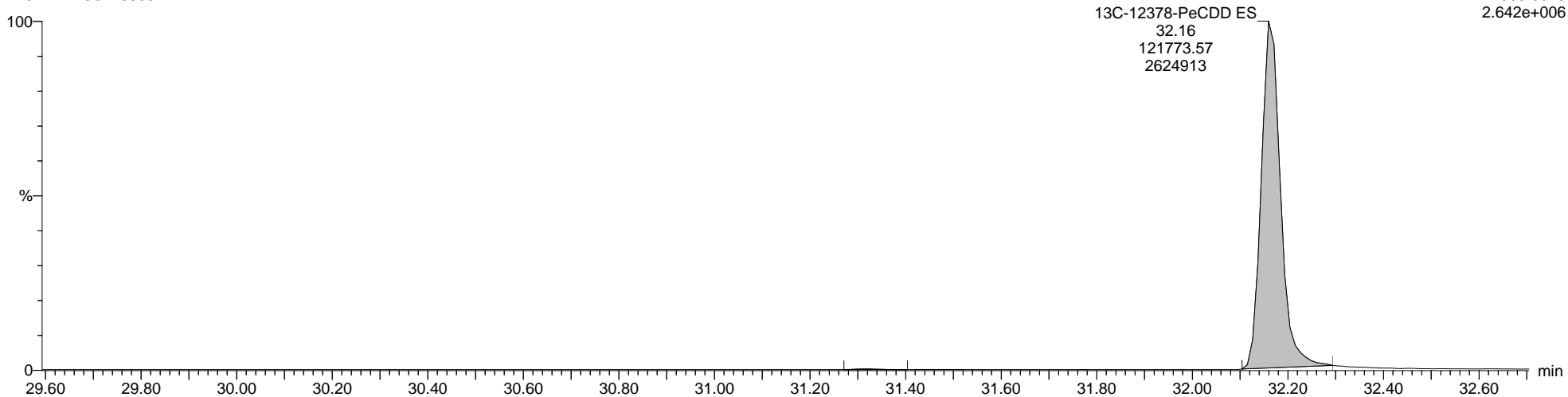
7-190816A12 Smooth(SG,1x1)
M23 MB WG3116369-4

F2:Voltage SIR,EI+
367.8949
4.271e+006



7-190816A12 Smooth(SG,1x1)
M23 MB WG3116369-4

F2:Voltage SIR,EI+
365.8978
2.642e+006



Quantify Sample Report

MassLynx MassLynx V4.1 SCN 901

Dataset: C:\MassLynx\Dioxin.PRO\Result Files\7-190816A2-Q2-0816TP.qld

Last Altered: Monday, August 19, 2019 11:56:41 Eastern Daylight Time

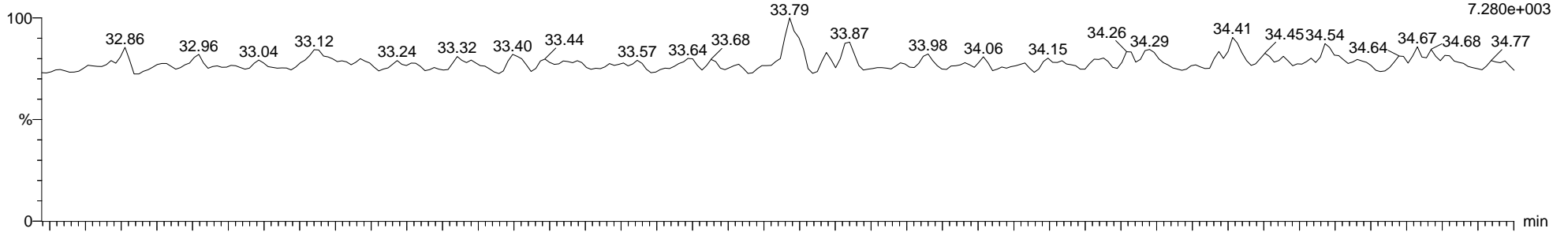
Printed: Friday, August 30, 2019 14:35:25 Eastern Daylight Time

Name: 7-190816A12, Date: 16-Aug-2019, Time: 05:52:14, ID: WG3116369-4, Description: M23 MB, Vial: Tray1:8

Total-Hexadioxins

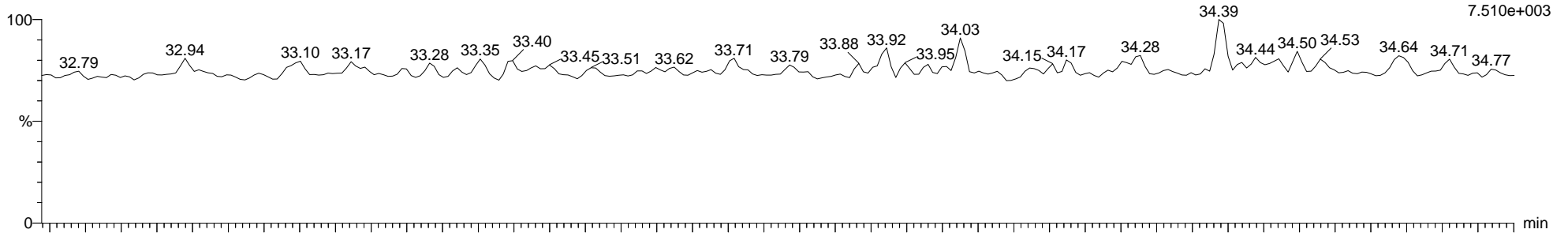
7-190816A12 Smooth(SG,1x1)
M23 MB WG3116369-4

F3:Voltage SIR,EI+
389.8157
7.280e+003



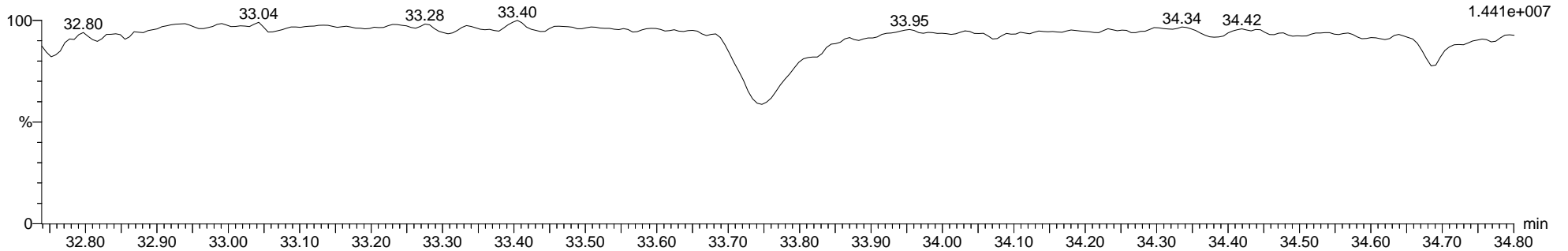
7-190816A12 Smooth(SG,1x1)
M23 MB WG3116369-4

F3:Voltage SIR,EI+
391.8127
7.510e+003



7-190816A12 Smooth(SG,1x1)
M23 MB WG3116369-4

F3:Voltage SIR,EI+
380.9760
1.441e+007



Dataset: C:\MassLynx\Dioxin.PRO\Result Files\7-190816A2-Q2-0816TP.qld

Last Altered: Monday, August 19, 2019 11:56:41 Eastern Daylight Time


Printed: Friday, August 30, 2019 14:35:25 Eastern Daylight Time

Name: 7-190816A12, Date: 16-Aug-2019, Time: 05:52:14, ID: WG3116369-4, Description: M23 MB, Vial: Tray1:8

13C-123678-HxCDD ES

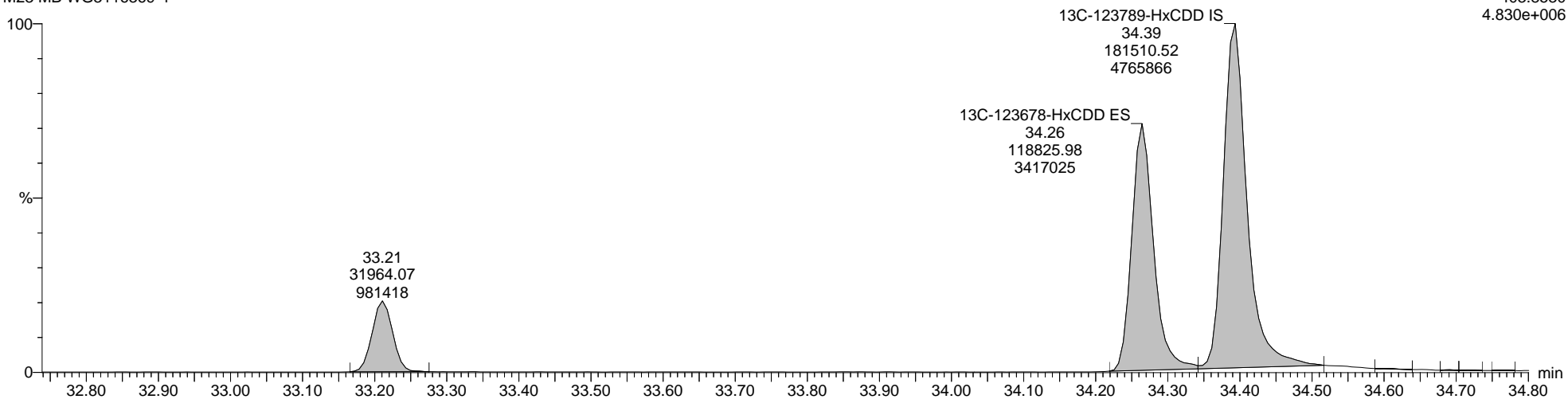
7-190816A12 Smooth(SG,1x1)
M23 MB WG3116369-4

F3:Voltage SIR,EI+
401.8559
5.989e+006



7-190816A12 Smooth(SG,1x1)
M23 MB WG3116369-4

F3:Voltage SIR,EI+
403.8530
4.830e+006



Quantify Sample Report MassLynx MassLynx V4.1 SCN 901

Dataset: C:\MassLynx\Dioxin.PRO\Result Files\7-190816A2-Q2-0816TP.qld

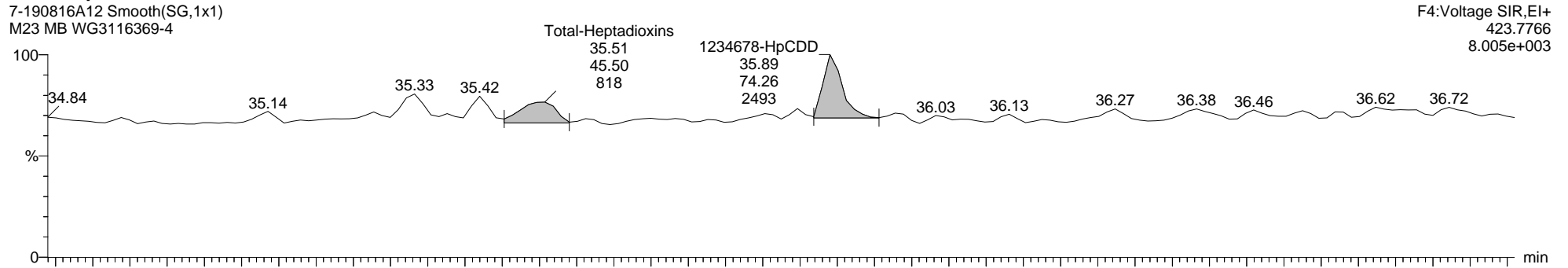
Last Altered: Monday, August 19, 2019 11:56:41 Eastern Daylight Time

Printed: Friday, August 30, 2019 14:35:25 Eastern Daylight Time

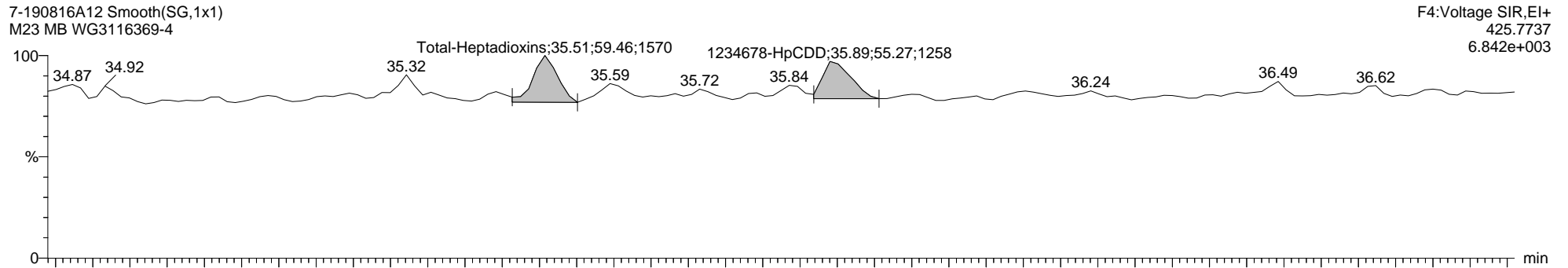
Name: 7-190816A12, Date: 16-Aug-2019, Time: 05:52:14, ID: WG3116369-4, Description: M23 MB, Vial: Tray1:8

Total-Heptadioxins

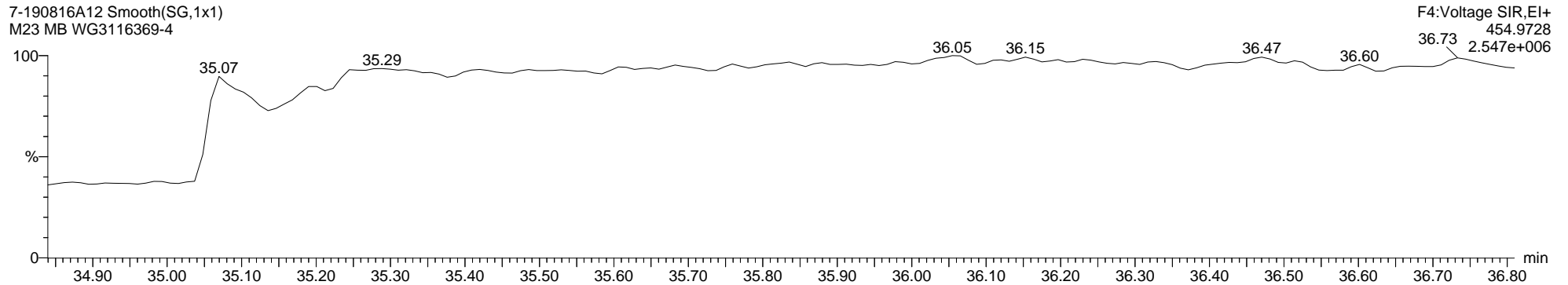
7-190816A12 Smooth(SG,1x1)
M23 MB WG3116369-4



7-190816A12 Smooth(SG,1x1)
M23 MB WG3116369-4



7-190816A12 Smooth(SG,1x1)
M23 MB WG3116369-4



Quantify Sample Report

MassLynx MassLynx V4.1 SCN 901

Dataset: C:\MassLynx\Dioxin.PRO\Result Files\7-190816A2-Q2-0816TP.qld

Last Altered: Monday, August 19, 2019 11:56:41 Eastern Daylight Time

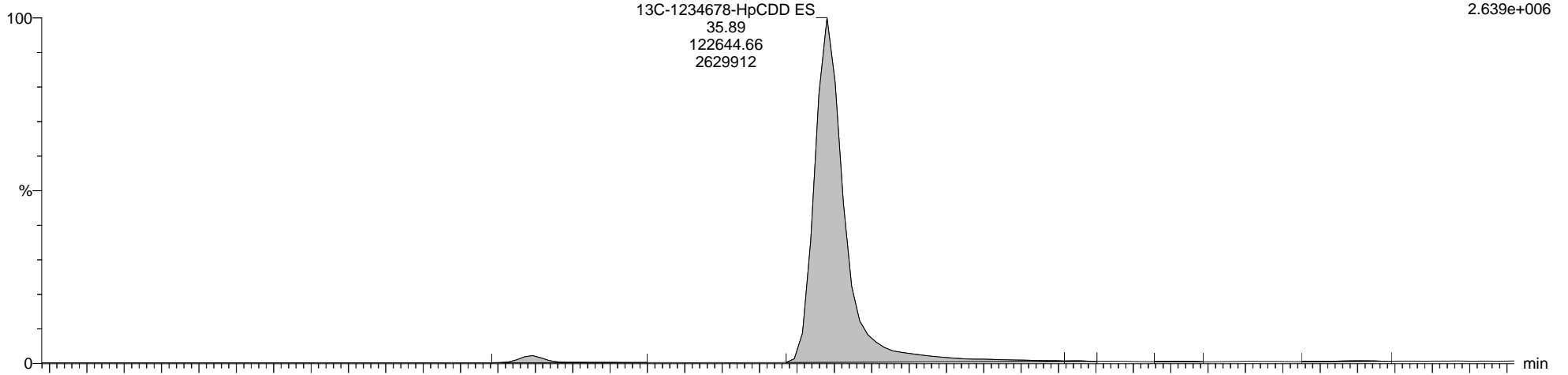
Printed: Friday, August 30, 2019 14:35:25 Eastern Daylight Time

Name: 7-190816A12, Date: 16-Aug-2019, Time: 05:52:14, ID: WG3116369-4, Description: M23 MB, Vial: Tray1:8

13C-1234678-HpCDD ES

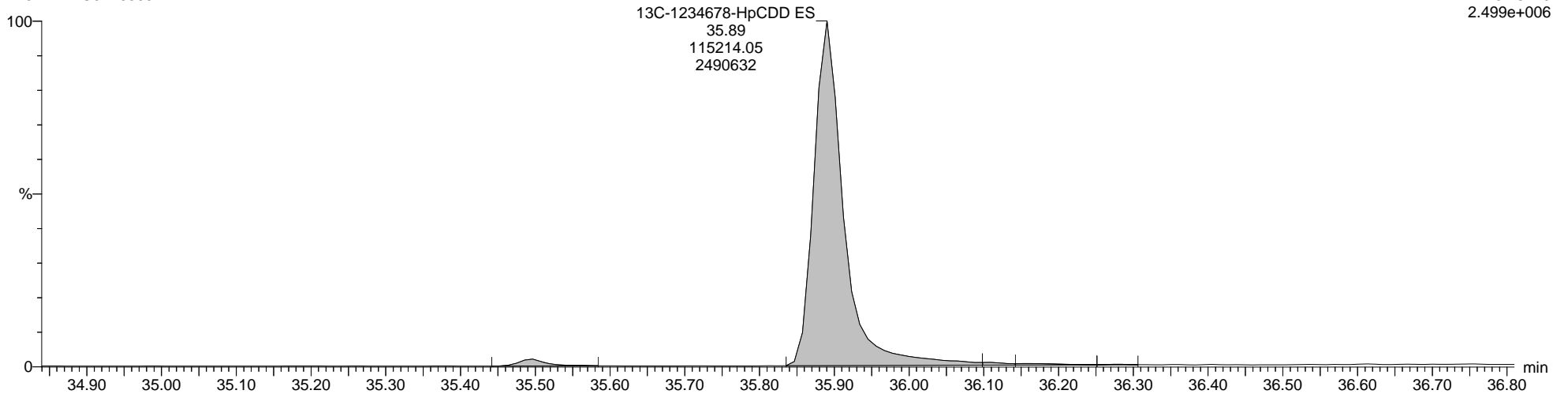
7-190816A12 Smooth(SG,1x1)
M23 MB WG3116369-4

F4:Voltage SIR,EI+
435.8169
2.639e+006



7-190816A12 Smooth(SG,1x1)
M23 MB WG3116369-4

F4:Voltage SIR,EI+
437.8140
2.499e+006



Quantify Sample Report MassLynx MassLynx V4.1 SCN 901

Dataset: C:\MassLynx\Dioxin.PRO\Result Files\7-190816A2-Q2-0816TP.qld

Last Altered: Monday, August 19, 2019 11:56:41 Eastern Daylight Time

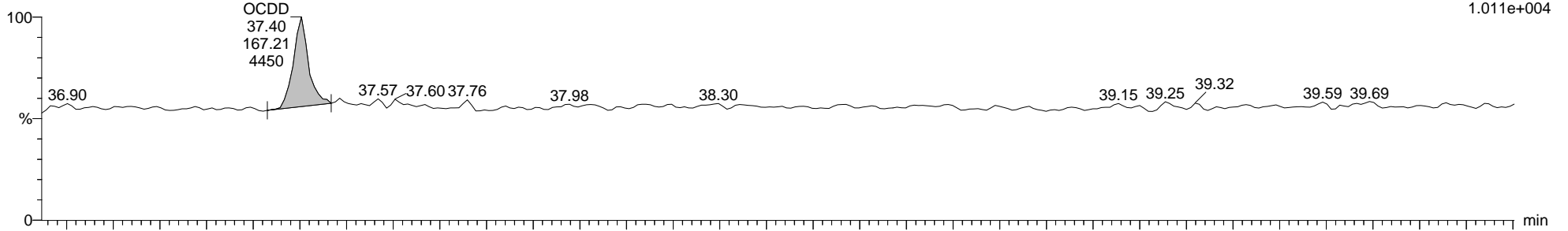
Printed: Friday, August 30, 2019 14:35:25 Eastern Daylight Time

Name: 7-190816A12, Date: 16-Aug-2019, Time: 05:52:14, ID: WG3116369-4, Description: M23 MB, Vial: Tray1:8

Total-OCDD

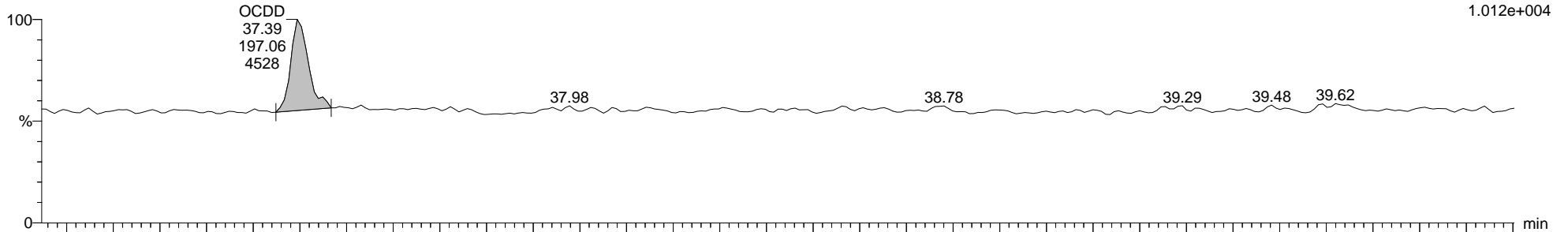
7-190816A12 Smooth(SG,1x1)
M23 MB WG3116369-4

F5:Voltage SIR,EI+
457.7377
1.011e+004



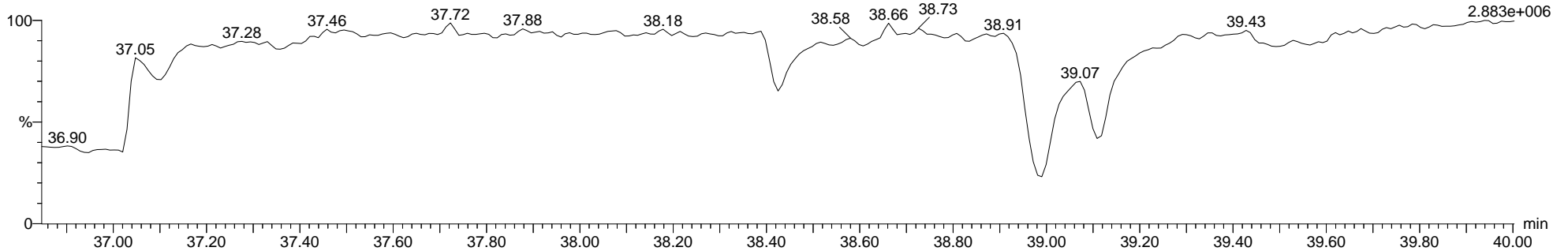
7-190816A12 Smooth(SG,1x1)
M23 MB WG3116369-4

F5:Voltage SIR,EI+
459.7348
1.012e+004



7-190816A12 Smooth(SG,1x1)
M23 MB WG3116369-4

F5:Voltage SIR,EI+
454.9728
2.883e+006



Quantify Sample Report MassLynx MassLynx V4.1 SCN 901

Dataset: C:\MassLynx\Dioxin.PRO\Result Files\7-190816A2-Q2-0816TP.qld

Last Altered: Monday, August 19, 2019 11:56:41 Eastern Daylight Time


Printed: Friday, August 30, 2019 14:35:25 Eastern Daylight Time

Name: 7-190816A12, Date: 16-Aug-2019, Time: 05:52:14, ID: WG3116369-4, Description: M23 MB, Vial: Tray1:8

13C-OCDD ES

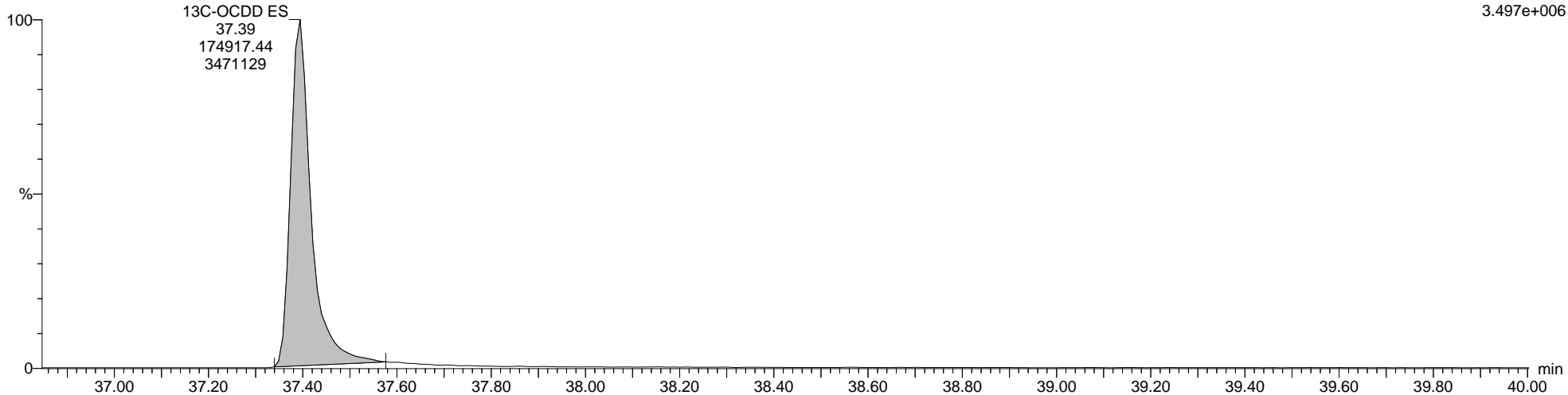
7-190816A12 Smooth(SG,1x1)
M23 MB WG3116369-4

F5:Voltage SIR,EI+
469.7779
3.186e+006



7-190816A12 Smooth(SG,1x1)
M23 MB WG3116369-4

F5:Voltage SIR,EI+
471.7750
3.497e+006



Quantify Sample Report MassLynx MassLynx V4.1 SCN 901

Dataset: C:\MassLynx\Dioxin.PRO\Result Files\7-190816A2-Q2-0816TP.qld

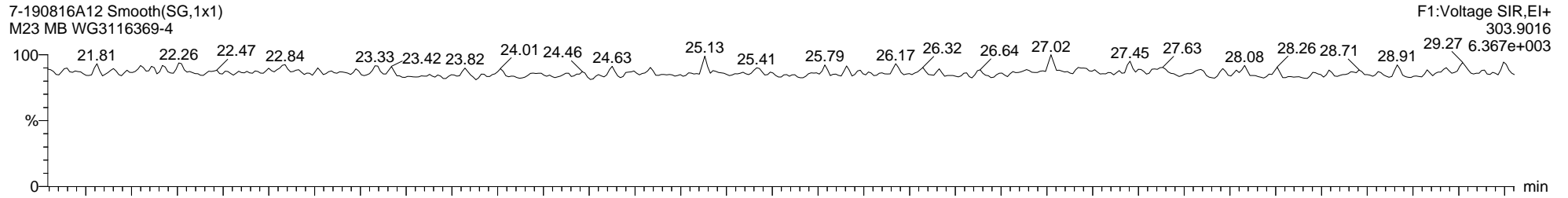
Last Altered: Monday, August 19, 2019 11:56:41 Eastern Daylight Time

Printed: Friday, August 30, 2019 14:35:25 Eastern Daylight Time

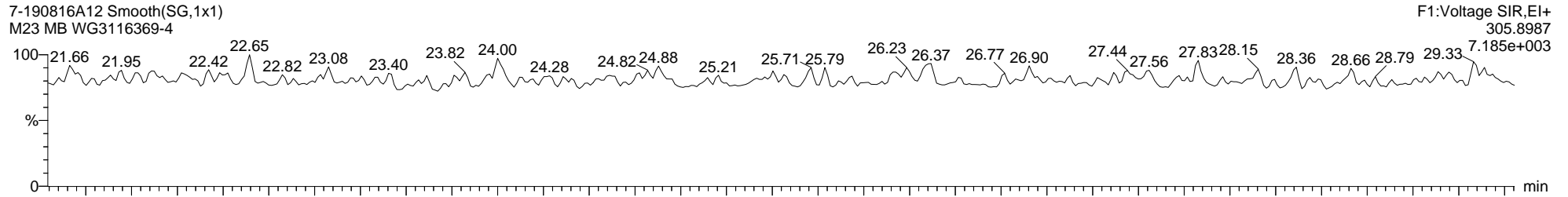
Name: 7-190816A12, Date: 16-Aug-2019, Time: 05:52:14, ID: WG3116369-4, Description: M23 MB, Vial: Tray1:8

Total-Tetrafurans

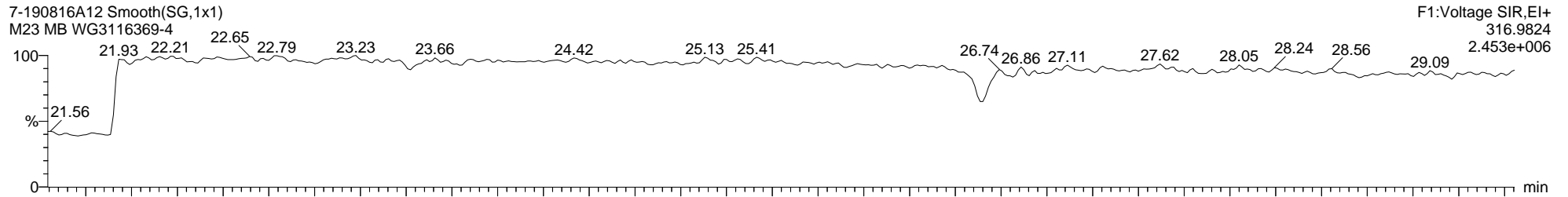
7-190816A12 Smooth(SG,1x1)
M23 MB WG3116369-4



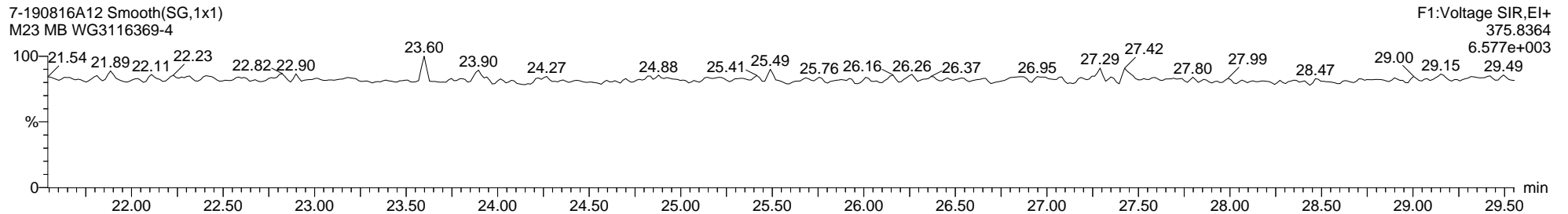
7-190816A12 Smooth(SG,1x1)
M23 MB WG3116369-4



7-190816A12 Smooth(SG,1x1)
M23 MB WG3116369-4



7-190816A12 Smooth(SG,1x1)
M23 MB WG3116369-4



Dataset: C:\MassLynx\Dioxin.PRO\Result Files\7-190816A2-Q2-0816TP.qld

Last Altered: Monday, August 19, 2019 11:56:41 Eastern Daylight Time

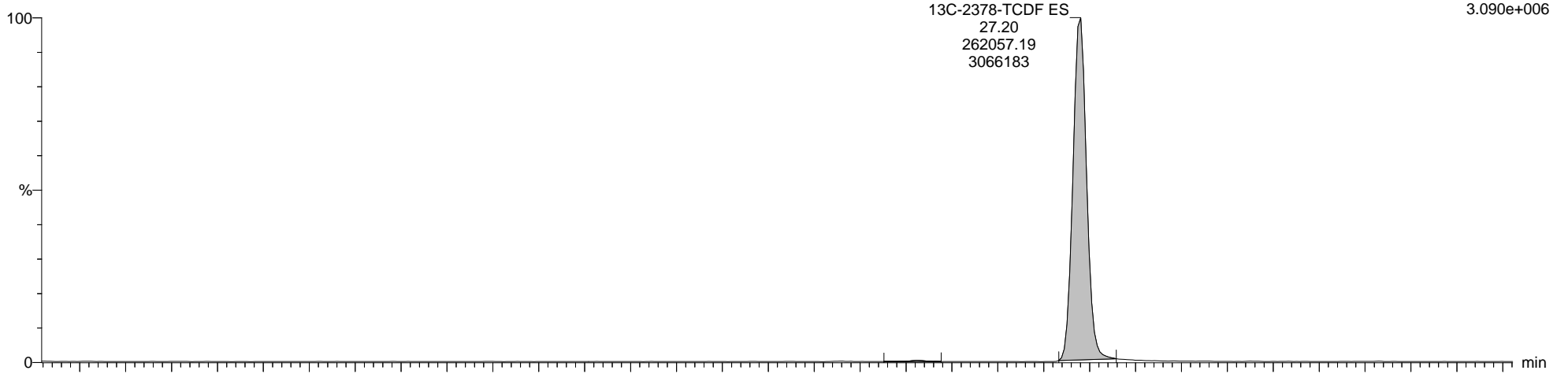
Printed: Friday, August 30, 2019 14:35:25 Eastern Daylight Time

Name: 7-190816A12, Date: 16-Aug-2019, Time: 05:52:14, ID: WG3116369-4, Description: M23 MB, Vial: Tray1:8

13C-2378-TCDF ES

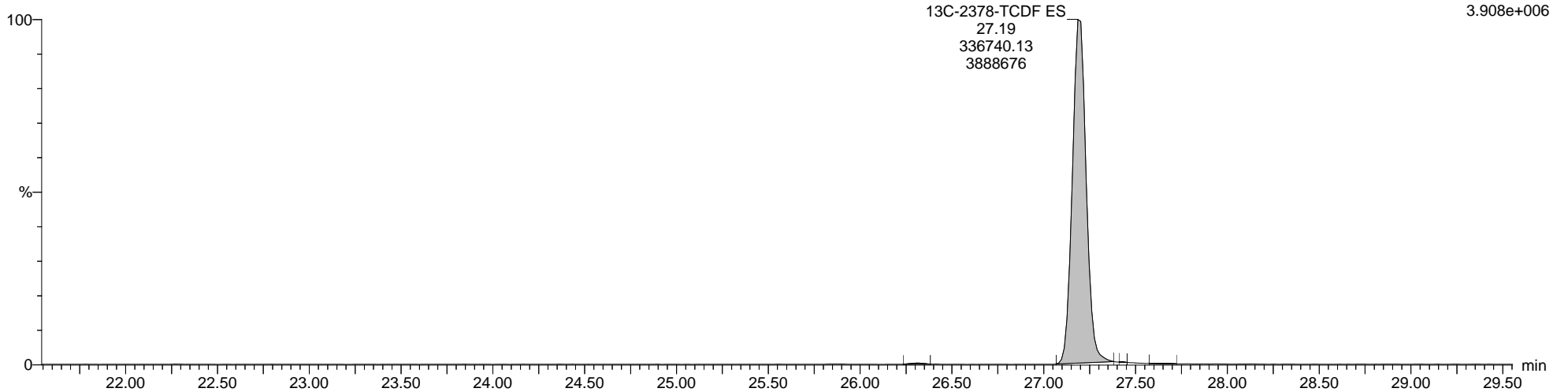
7-190816A12 Smooth(SG,1x1)
M23 MB WG3116369-4

F1:Voltage SIR,EI+
315.9419
3.090e+006



7-190816A12 Smooth(SG,1x1)
M23 MB WG3116369-4

F1:Voltage SIR,EI+
317.9389
3.908e+006



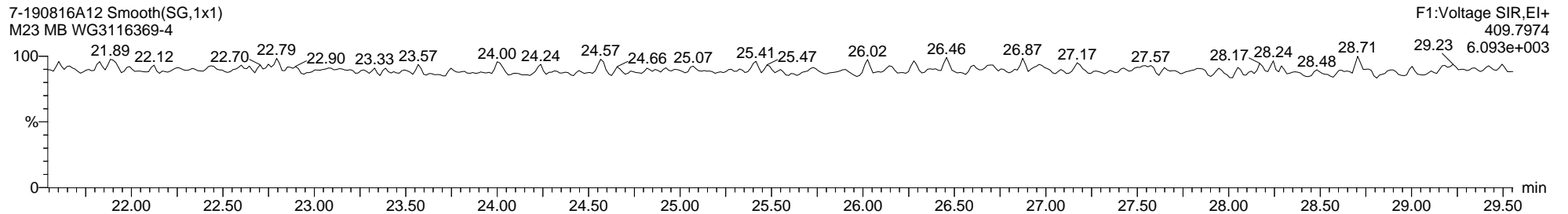
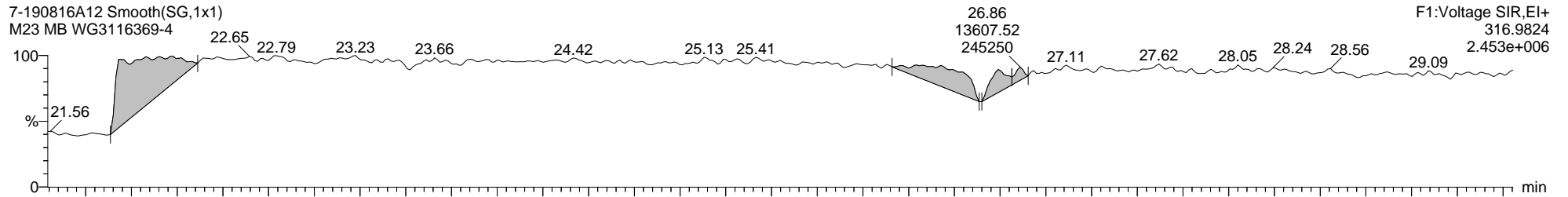
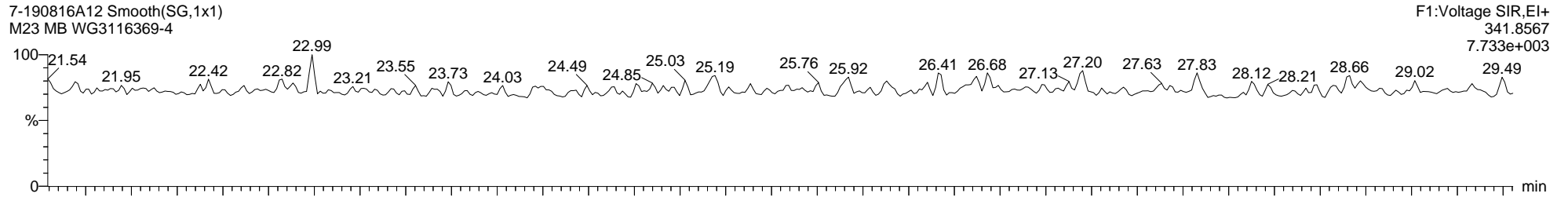
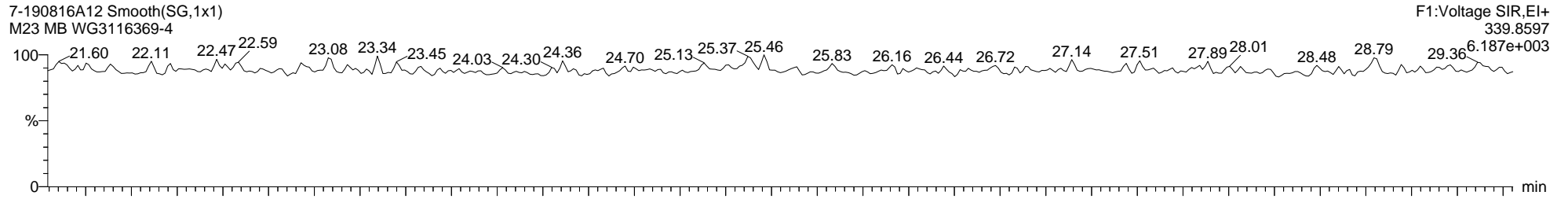
Quantify Sample Report MassLynx MassLynx V4.1 SCN 901

Dataset: C:\MassLynx\Dioxin.PRO\Result Files\7-190816A2-Q2-0816TP.qld

Last Altered: Monday, August 19, 2019 11:56:41 Eastern Daylight Time
Printed: Friday, August 30, 2019 14:35:25 Eastern Daylight Time

Name: 7-190816A12, Date: 16-Aug-2019, Time: 05:52:14, ID: WG3116369-4, Description: M23 MB, Vial: Tray1:8

Total-PeCDF-F1



Quantify Sample Report MassLynx MassLynx V4.1 SCN 901

Dataset: C:\MassLynx\Dioxin.PRO\Result Files\7-190816A2-Q2-0816TP.qld

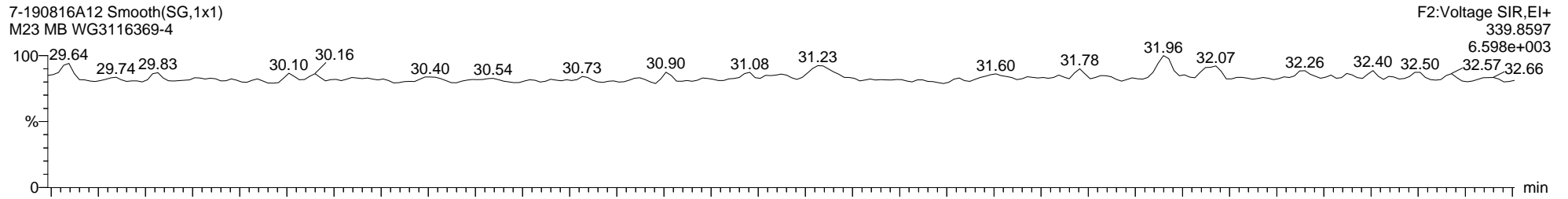
Last Altered: Monday, August 19, 2019 11:56:41 Eastern Daylight Time

Printed: Friday, August 30, 2019 14:35:25 Eastern Daylight Time

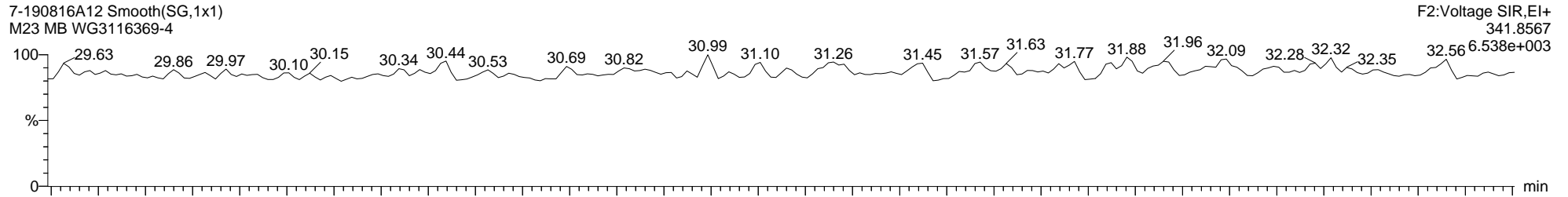
Name: 7-190816A12, Date: 16-Aug-2019, Time: 05:52:14, ID: WG3116369-4, Description: M23 MB, Vial: Tray1:8

Total-Pentafurans

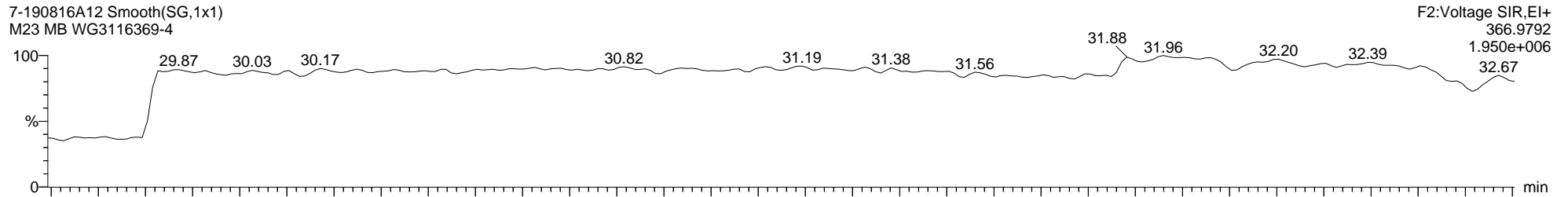
7-190816A12 Smooth(SG,1x1)
M23 MB WG3116369-4



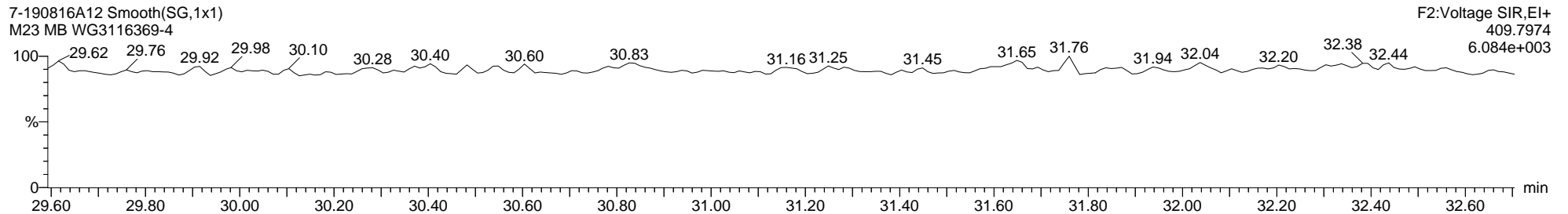
7-190816A12 Smooth(SG,1x1)
M23 MB WG3116369-4



7-190816A12 Smooth(SG,1x1)
M23 MB WG3116369-4



7-190816A12 Smooth(SG,1x1)
M23 MB WG3116369-4



Dataset: C:\MassLynx\Dioxin.PRO\Result Files\7-190816A2-Q2-0816TP.qld

Last Altered: Monday, August 19, 2019 11:56:41 Eastern Daylight Time

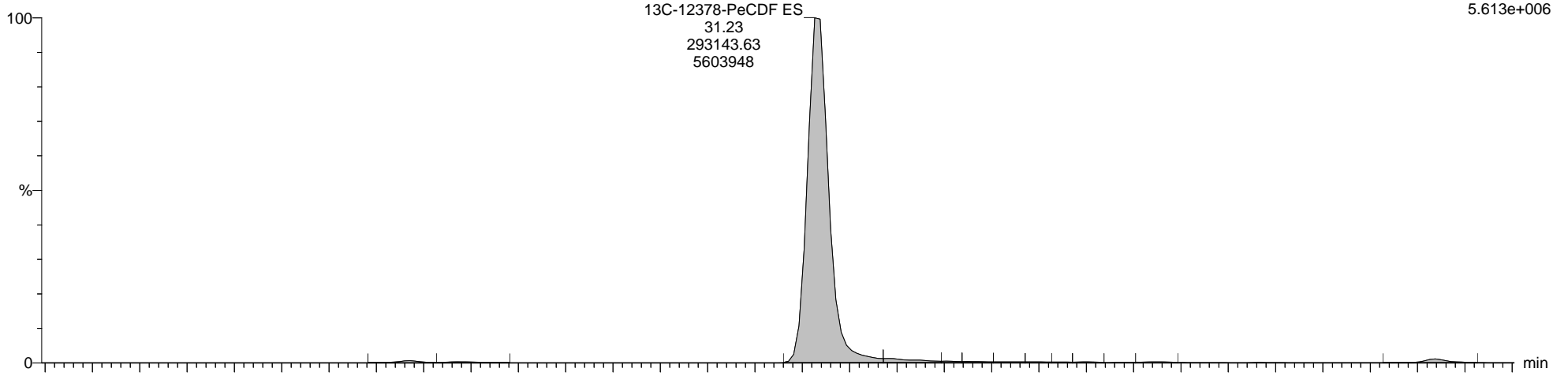
Printed: Friday, August 30, 2019 14:35:25 Eastern Daylight Time

Name: 7-190816A12, Date: 16-Aug-2019, Time: 05:52:14, ID: WG3116369-4, Description: M23 MB, Vial: Tray1:8

13C-12378-PeCDF ES

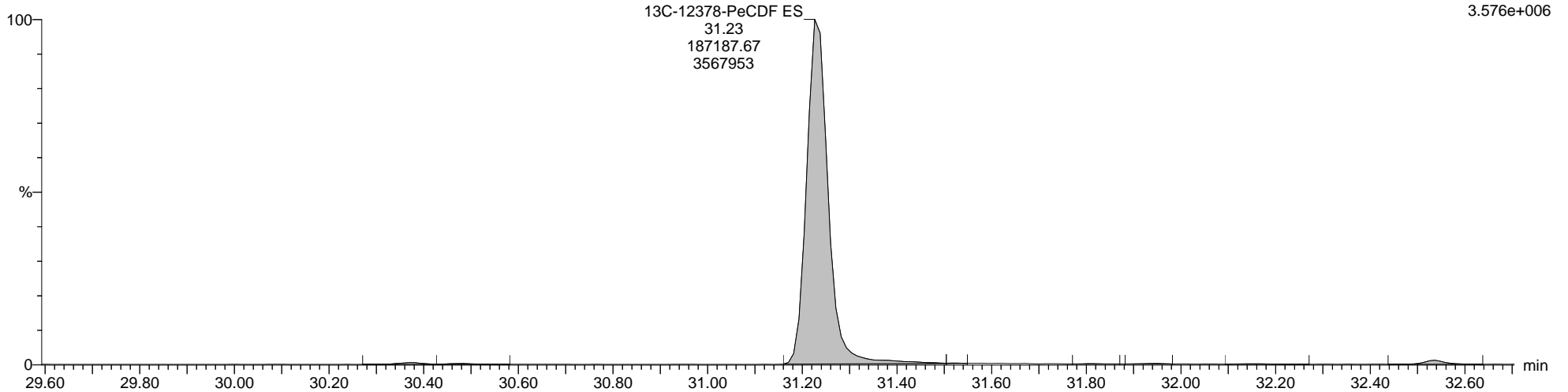
7-190816A12 Smooth(SG,1x1)
M23 MB WG3116369-4

F2:Voltage SIR,EI+
351.9000
5.613e+006



7-190816A12 Smooth(SG,1x1)
M23 MB WG3116369-4

F2:Voltage SIR,EI+
353.8970
3.576e+006



Quantify Sample Report MassLynx MassLynx V4.1 SCN 901

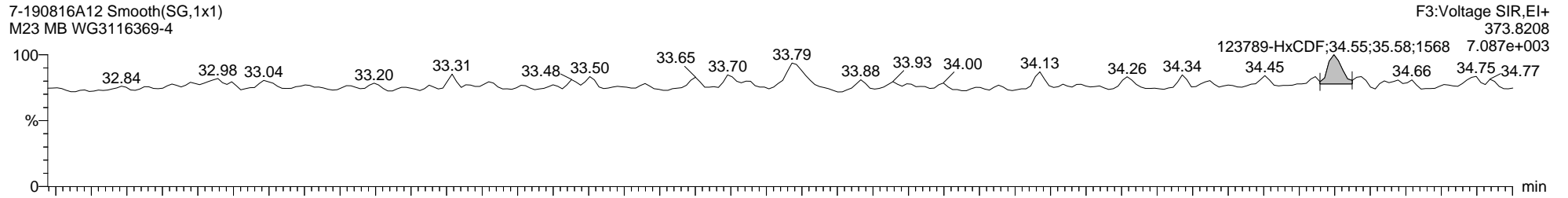
Dataset: C:\MassLynx\Dioxin.PRO\Result Files\7-190816A2-Q2-0816TP.qld

Last Altered: Monday, August 19, 2019 11:56:41 Eastern Daylight Time
Printed: Friday, August 30, 2019 14:35:25 Eastern Daylight Time

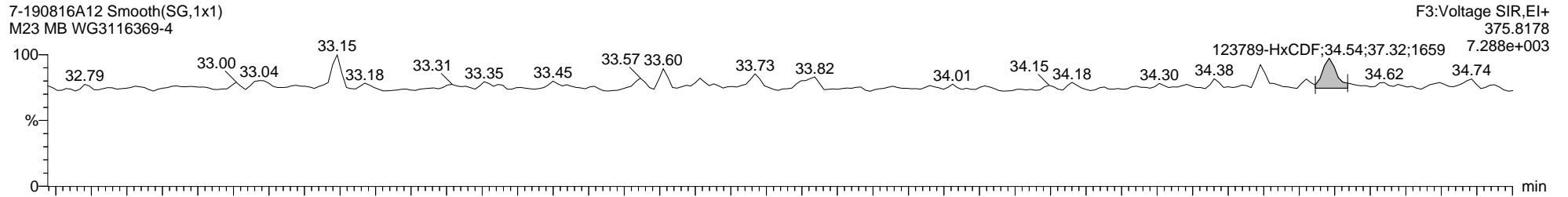
Name: 7-190816A12, Date: 16-Aug-2019, Time: 05:52:14, ID: WG3116369-4, Description: M23 MB, Vial: Tray1:8

Total-Hexafurans

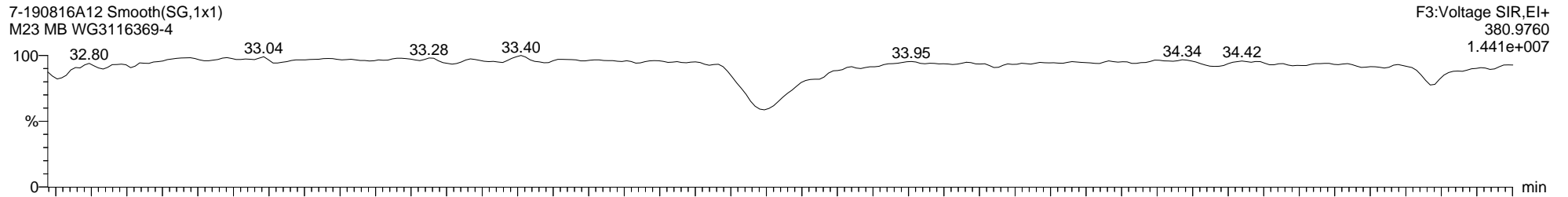
7-190816A12 Smooth(SG,1x1)
M23 MB WG3116369-4



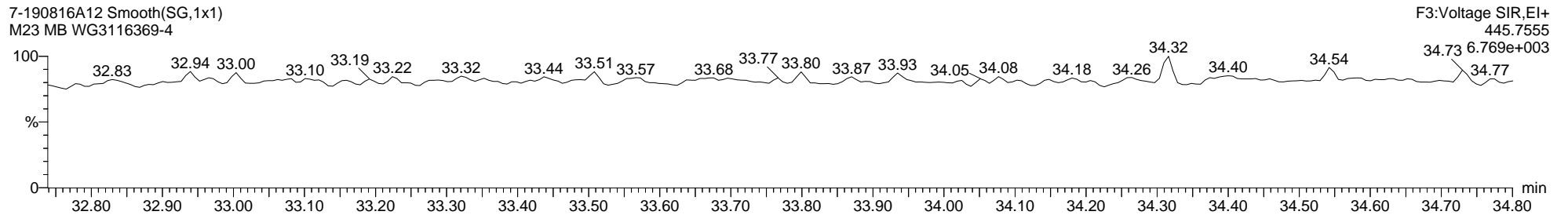
7-190816A12 Smooth(SG,1x1)
M23 MB WG3116369-4



7-190816A12 Smooth(SG,1x1)
M23 MB WG3116369-4



7-190816A12 Smooth(SG,1x1)
M23 MB WG3116369-4



Dataset: C:\MassLynx\Dioxin.PRO\Result Files\7-190816A2-Q2-0816TP.qld

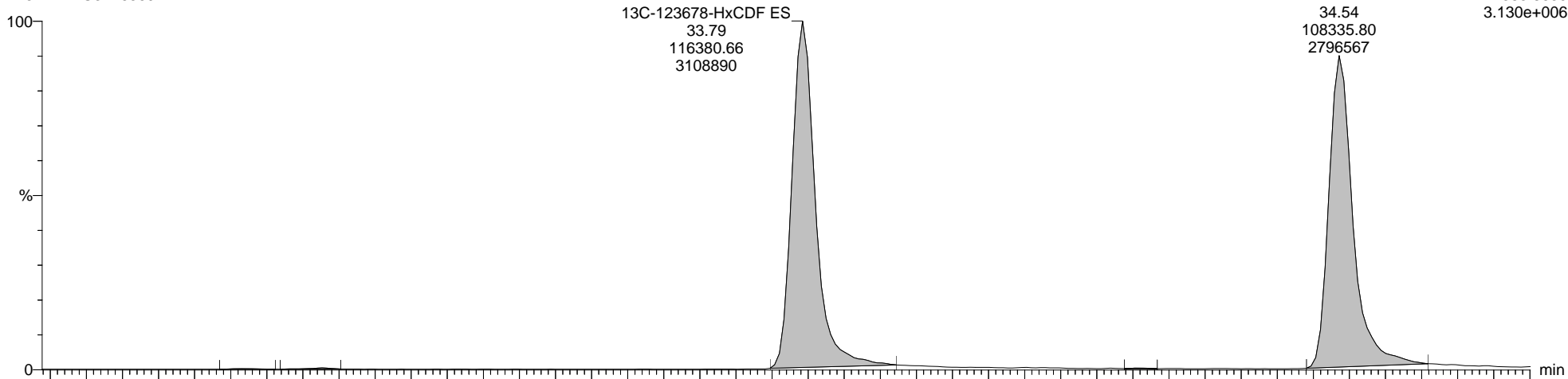
Last Altered: Monday, August 19, 2019 11:56:41 Eastern Daylight Time

Printed: Friday, August 30, 2019 14:35:25 Eastern Daylight Time

Name: 7-190816A12, Date: 16-Aug-2019, Time: 05:52:14, ID: WG3116369-4, Description: M23 MB, Vial: Tray1:8

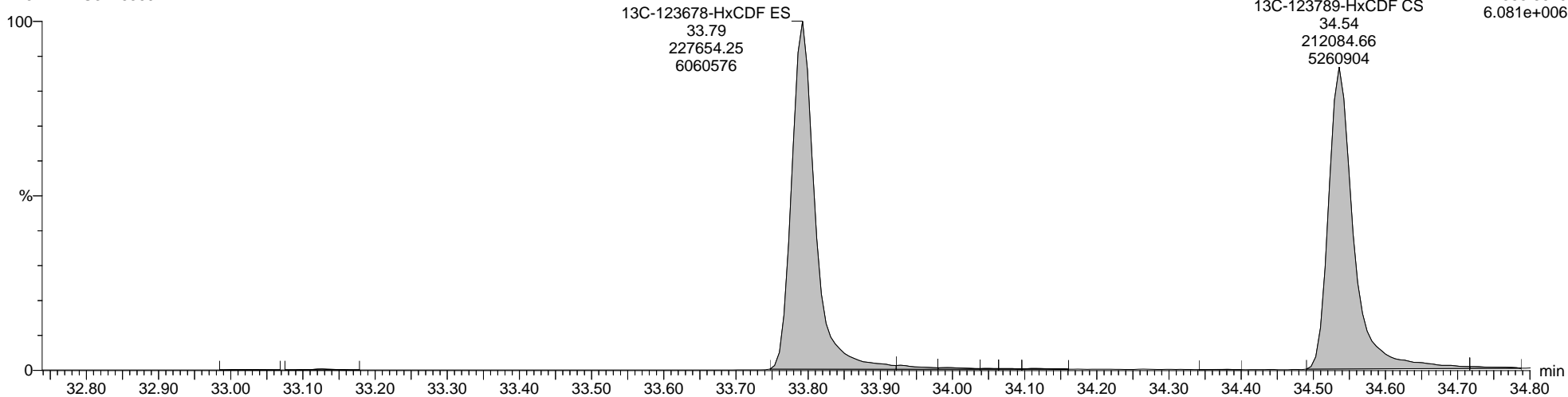
13C-123678-HxCDF ES

7-190816A12 Smooth(SG,1x1)
M23 MB WG3116369-4



F3:Voltage SIR,EI+
383.8639
3.130e+006

7-190816A12 Smooth(SG,1x1)
M23 MB WG3116369-4



F3:Voltage SIR,EI+
385.8610
6.081e+006

Quantify Sample Report **MassLynx MassLynx V4.1 SCN 901**

Dataset: C:\MassLynx\Dioxin.PRO\Result Files\7-190816A2-Q2-0816TP.qld

Last Altered: Monday, August 19, 2019 11:56:41 Eastern Daylight Time

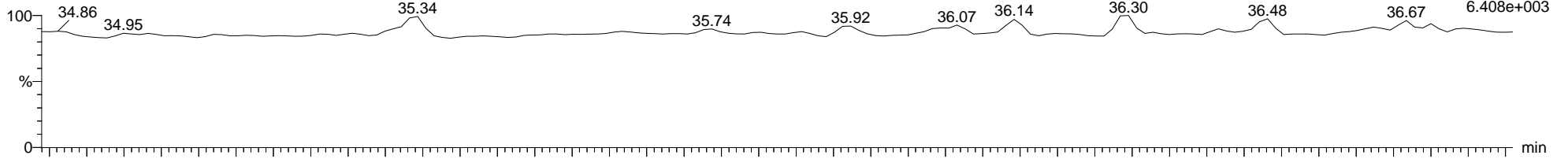
Printed: Friday, August 30, 2019 14:35:25 Eastern Daylight Time

Name: 7-190816A12, Date: 16-Aug-2019, Time: 05:52:14, ID: WG3116369-4, Description: M23 MB, Vial: Tray1:8

Total-Heptafurans

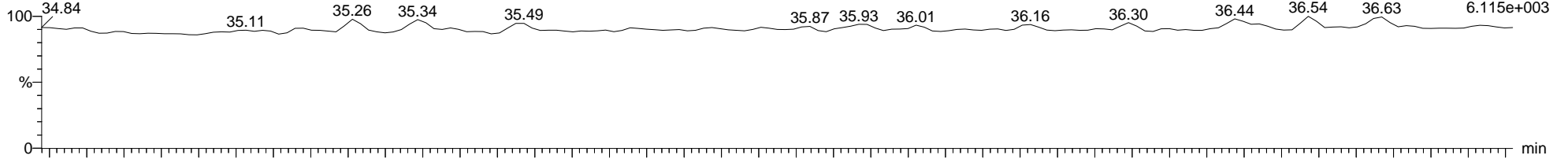
7-190816A12 Smooth(SG,1x1)
M23 MB WG3116369-4

F4:Voltage SIR,EI+
409.7789
6.408e+003



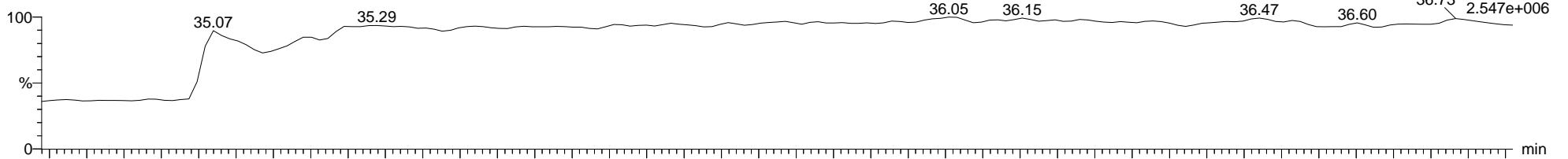
7-190816A12 Smooth(SG,1x1)
M23 MB WG3116369-4

F4:Voltage SIR,EI+
411.7759
6.115e+003



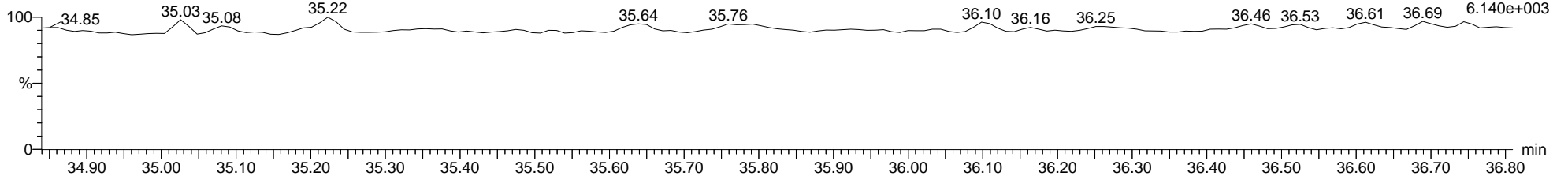
7-190816A12 Smooth(SG,1x1)
M23 MB WG3116369-4

F4:Voltage SIR,EI+
454.9728
2.547e+006



7-190816A12 Smooth(SG,1x1)
M23 MB WG3116369-4

F4:Voltage SIR,EI+
479.7165
6.140e+003



Quantify Sample Report **MassLynx MassLynx V4.1 SCN 901**

Dataset: C:\MassLynx\Dioxin.PRO\Result Files\7-190816A2-Q2-0816TP.qld

Last Altered: Monday, August 19, 2019 11:56:41 Eastern Daylight Time

Printed: Friday, August 30, 2019 14:35:25 Eastern Daylight Time

Name: 7-190816A12, Date: 16-Aug-2019, Time: 05:52:14, ID: WG3116369-4, Description: M23 MB, Vial: Tray1:8

13C-1234678-HpCDF ES

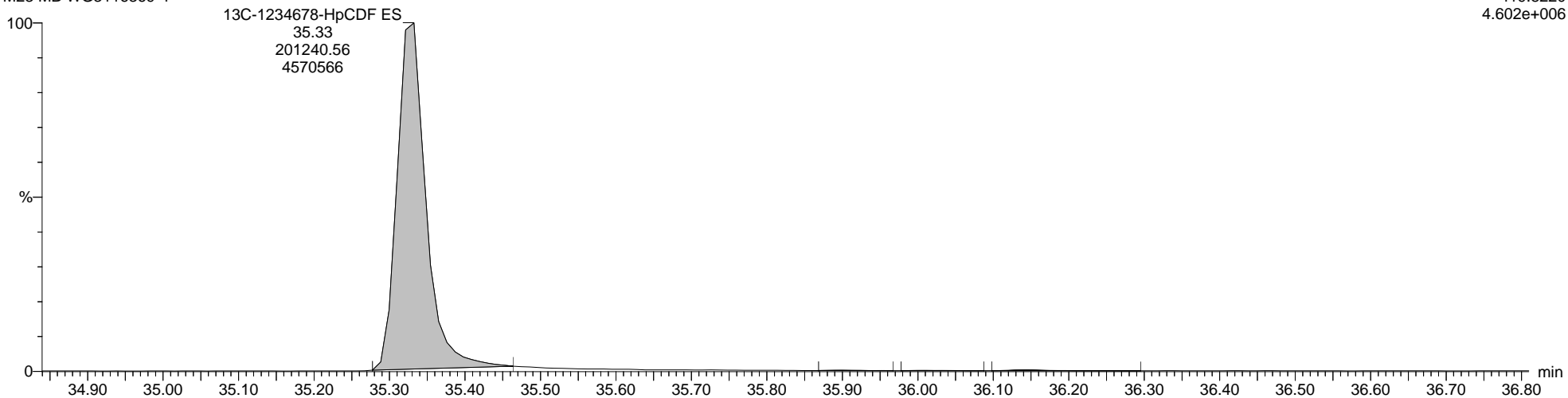
7-190816A12 Smooth(SG,1x1)
M23 MB WG3116369-4

F4:Voltage SIR,EI+
417.8253
2.083e+006



7-190816A12 Smooth(SG,1x1)
M23 MB WG3116369-4

F4:Voltage SIR,EI+
419.8220
4.602e+006



Quantify Sample Report MassLynx MassLynx V4.1 SCN 901

Dataset: C:\MassLynx\Dioxin.PRO\Result Files\7-190816A2-Q2-0816TP.qld

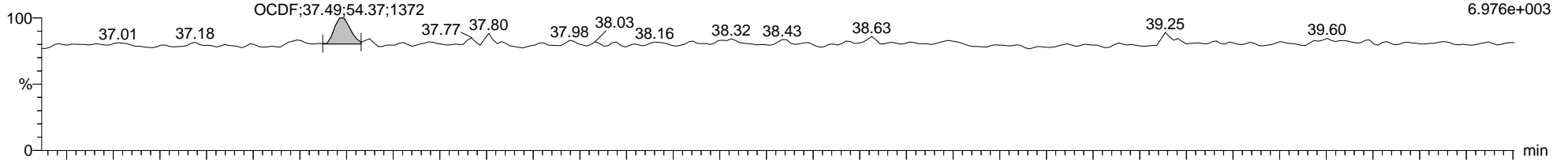
Last Altered: Monday, August 19, 2019 11:56:41 Eastern Daylight Time
Printed: Friday, August 30, 2019 14:35:25 Eastern Daylight Time

Name: 7-190816A12, Date: 16-Aug-2019, Time: 05:52:14, ID: WG3116369-4, Description: M23 MB, Vial: Tray1:8

Totals-OCDF

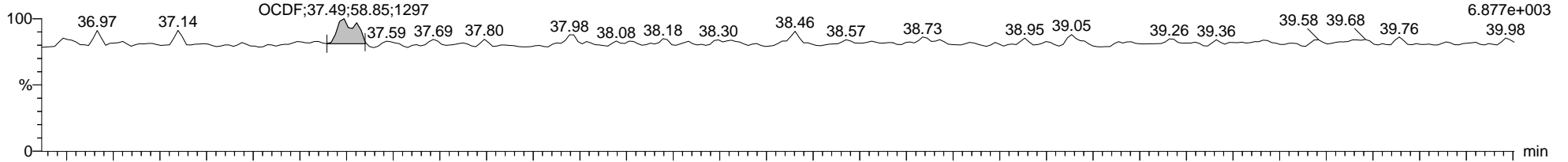
7-190816A12 Smooth(SG,1x1)
M23 MB WG3116369-4

F5:Voltage SIR,EI+
441.7428
6.976e+003



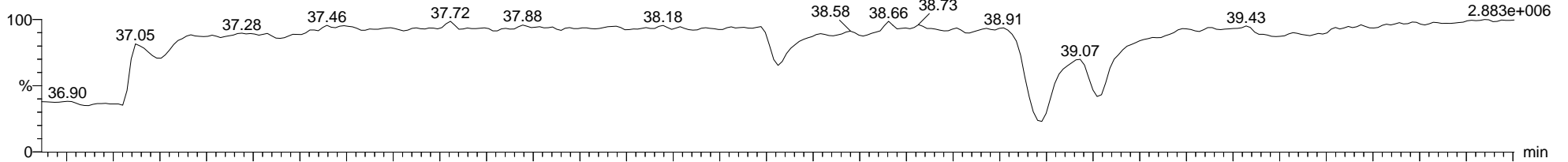
7-190816A12 Smooth(SG,1x1)
M23 MB WG3116369-4

F5:Voltage SIR,EI+
443.7398
6.877e+003



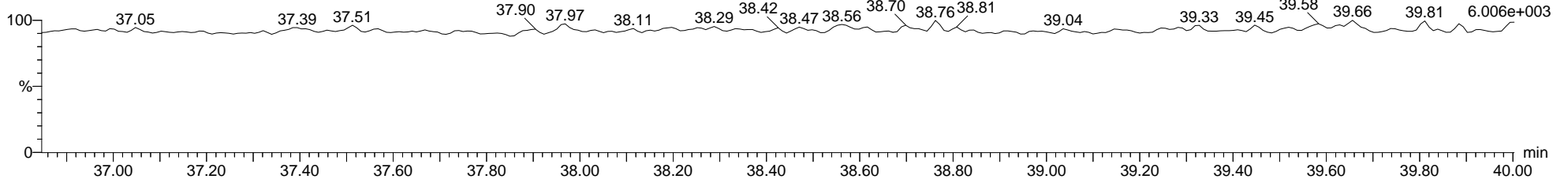
7-190816A12 Smooth(SG,1x1)
M23 MB WG3116369-4

F5:Voltage SIR,EI+
454.9728
2.883e+006



7-190816A12 Smooth(SG,1x1)
M23 MB WG3116369-4

F5:Voltage SIR,EI+
513.6775
6.006e+003



Quantify Sample Report MassLynx MassLynx V4.1 SCN 901

Dataset: C:\MassLynx\Dioxin.PRO\Result Files\7-190816A2-Q2-0816TP.qld

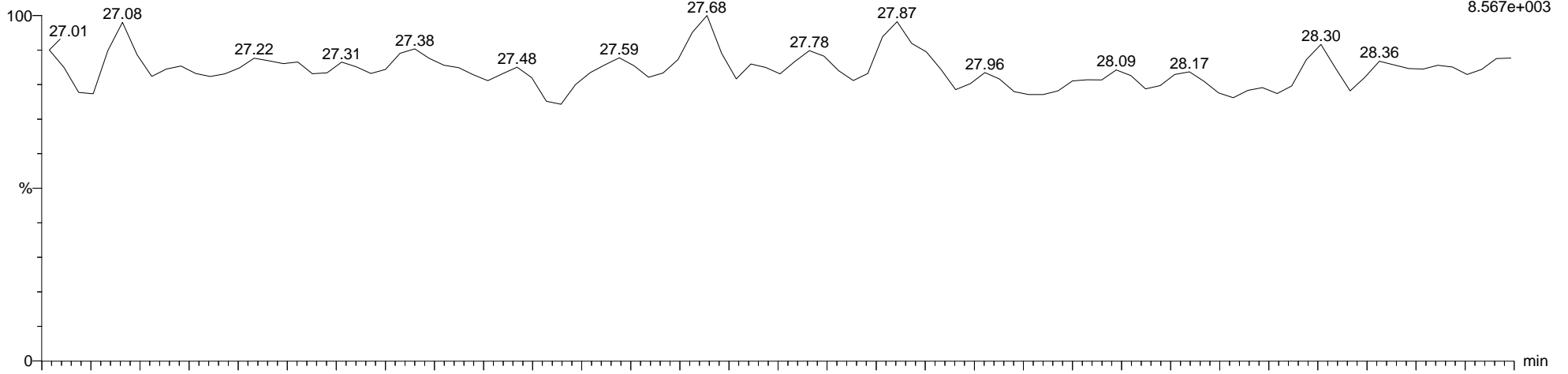
Last Altered: Monday, August 19, 2019 11:56:41 Eastern Daylight Time
Printed: Friday, August 30, 2019 14:35:25 Eastern Daylight Time

Name: 7-190816A22, Date: 16-Aug-2019, Time: 12:53:34, ID: L2322808-1, Description: M23, Vial: Tray1:18

2378-TCDD

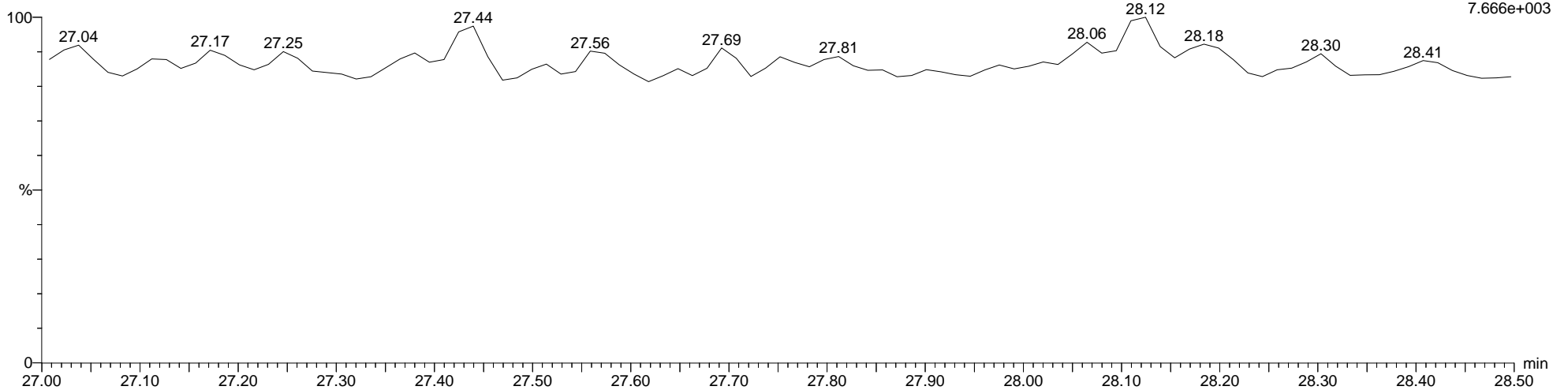
7-190816A22 Smooth(SG,1x1)
M23 L2322808-1

F1:Voltage SIR,EI+
319.8965
8.567e+003



7-190816A22 Smooth(SG,1x1)
M23 L2322808-1

F1:Voltage SIR,EI+
321.8936
7.666e+003



Quantify Sample Report **MassLynx MassLynx V4.1 SCN 901**

Dataset: C:\MassLynx\Dioxin.PRO\Result Files\7-190816A2-Q2-0816TP.qld

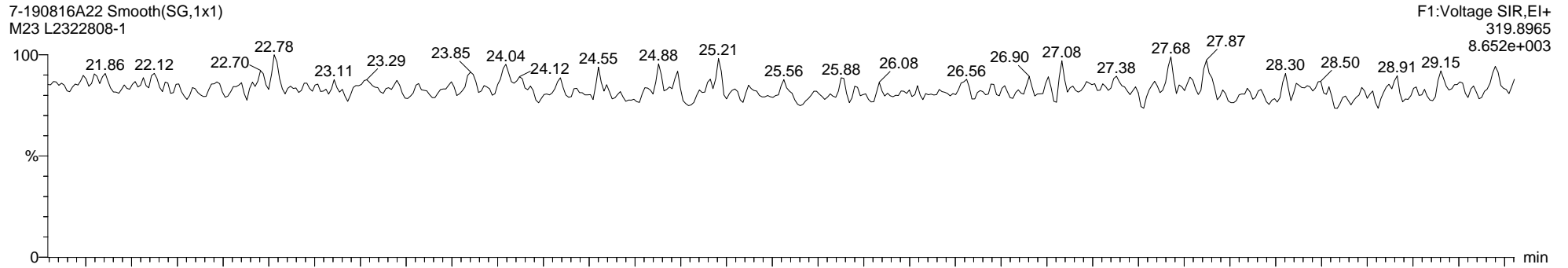
Last Altered: Monday, August 19, 2019 11:56:41 Eastern Daylight Time

Printed: Friday, August 30, 2019 14:35:25 Eastern Daylight Time

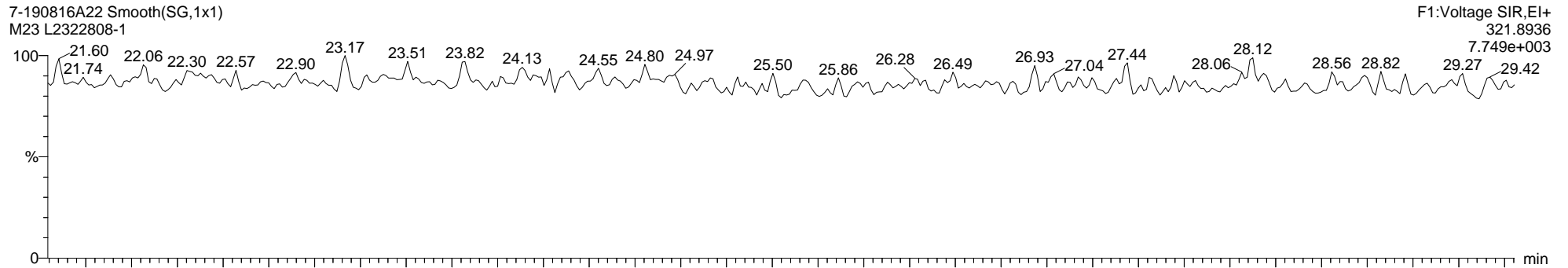
Name: 7-190816A22, Date: 16-Aug-2019, Time: 12:53:34, ID: L2322808-1, Description: M23, Vial: Tray1:18

Total-Tetradoxins

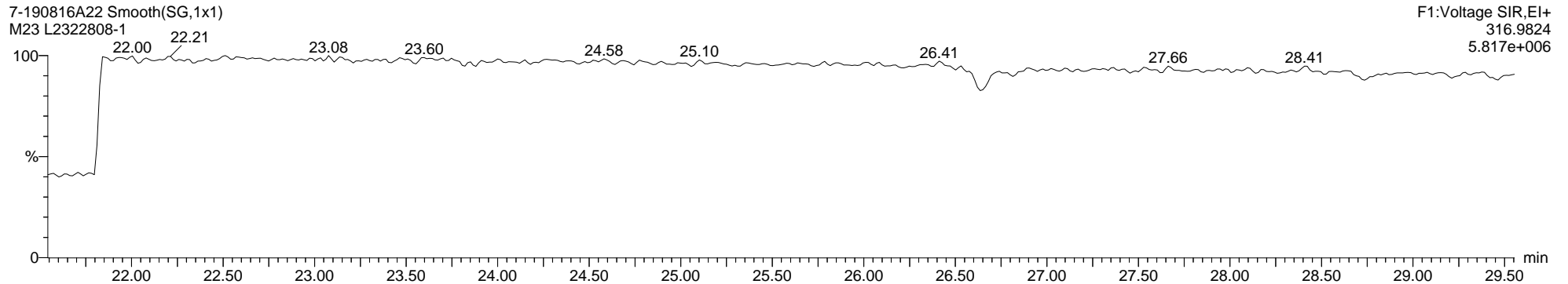
7-190816A22 Smooth(SG,1x1)
M23 L2322808-1



7-190816A22 Smooth(SG,1x1)
M23 L2322808-1



7-190816A22 Smooth(SG,1x1)
M23 L2322808-1



Dataset: C:\MassLynx\Dioxin.PRO\Result Files\7-190816A2-Q2-0816TP.qld

Last Altered: Monday, August 19, 2019 11:56:41 Eastern Daylight Time


Printed: Friday, August 30, 2019 14:35:25 Eastern Daylight Time

Name: 7-190816A22, Date: 16-Aug-2019, Time: 12:53:34, ID: L2322808-1, Description: M23, Vial: Tray1:18

13C-2378-TCDD ES

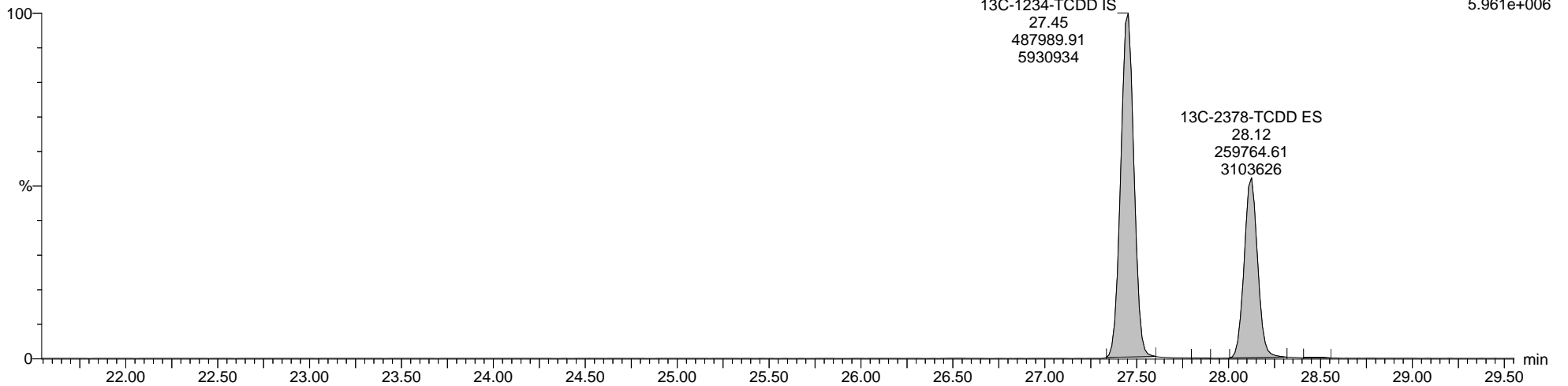
7-190816A22 Smooth(SG,1x1)
M23 L2322808-1

F1:Voltage SIR,EI+
331.9368
4.784e+006



7-190816A22 Smooth(SG,1x1)
M23 L2322808-1

F1:Voltage SIR,EI+
333.9339
5.961e+006



Quantify Sample Report MassLynx MassLynx V4.1 SCN 901

Dataset: C:\MassLynx\Dioxin.PRO\Result Files\7-190816A2-Q2-0816TP.qld

Last Altered: Monday, August 19, 2019 11:56:41 Eastern Daylight Time


Printed: Friday, August 30, 2019 14:35:25 Eastern Daylight Time

Name: 7-190816A22, Date: 16-Aug-2019, Time: 12:53:34, ID: L2322808-1, Description: M23, Vial: Tray1:18

Totals-37Cl-2378-TCDD

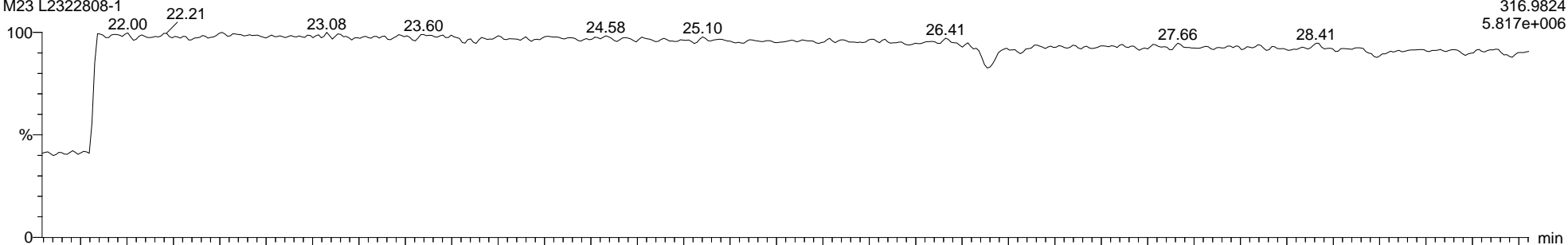
7-190816A22 Smooth(SG,1x1)
M23 L2322808-1

F1:Voltage SIR,EI+
327.8847
8.165e+005



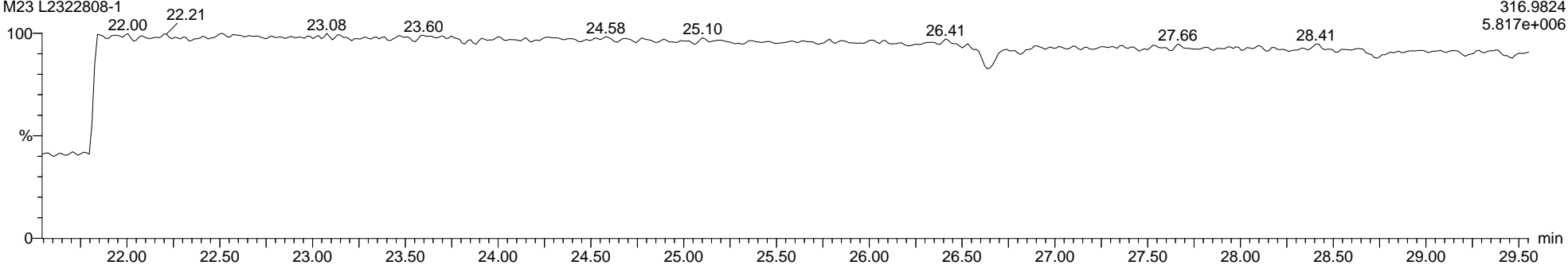
7-190816A22 Smooth(SG,1x1)
M23 L2322808-1

F1:Voltage SIR,EI+
316.9824
5.817e+006



7-190816A22 Smooth(SG,1x1)
M23 L2322808-1

F1:Voltage SIR,EI+
316.9824
5.817e+006



Quantify Sample Report **MassLynx MassLynx V4.1 SCN 901**

Dataset: C:\MassLynx\Dioxin.PRO\Result Files\7-190816A2-Q2-0816TP.qld

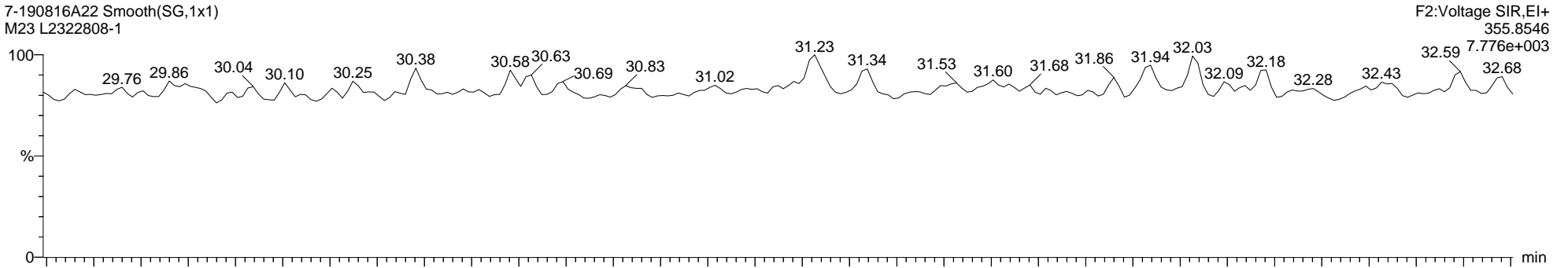
Last Altered: Monday, August 19, 2019 11:56:41 Eastern Daylight Time

Printed: Friday, August 30, 2019 14:35:25 Eastern Daylight Time

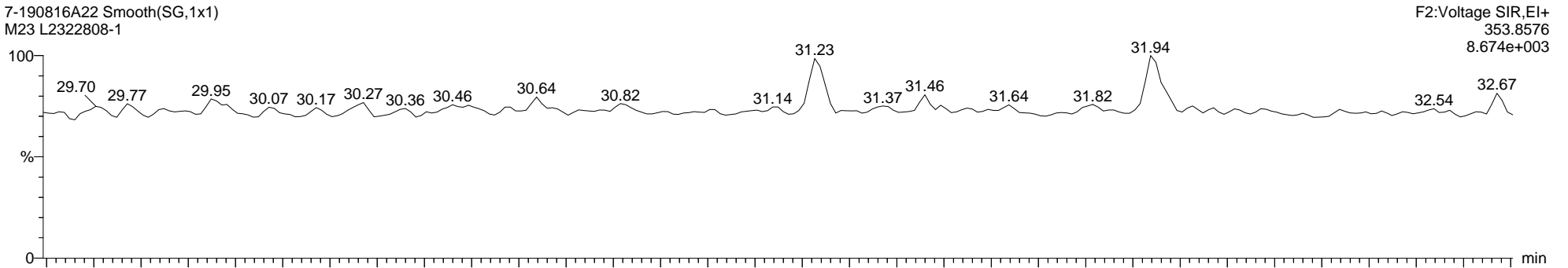
Name: 7-190816A22, Date: 16-Aug-2019, Time: 12:53:34, ID: L2322808-1, Description: M23, Vial: Tray1:18

Total-Pentadioxins

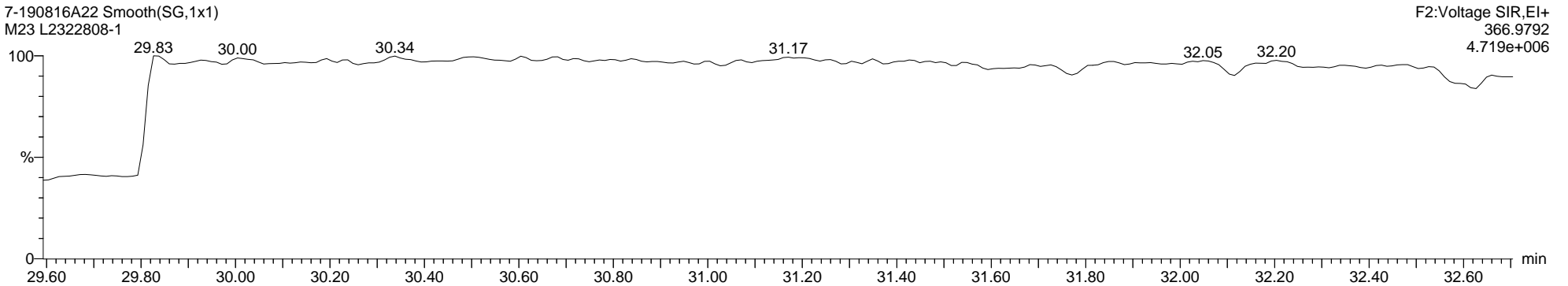
7-190816A22 Smooth(SG,1x1)
M23 L2322808-1



7-190816A22 Smooth(SG,1x1)
M23 L2322808-1



7-190816A22 Smooth(SG,1x1)
M23 L2322808-1



Dataset: C:\MassLynx\Dioxin.PRO\Result Files\7-190816A2-Q2-0816TP.qld

Last Altered: Monday, August 19, 2019 11:56:41 Eastern Daylight Time


Printed: Friday, August 30, 2019 14:35:25 Eastern Daylight Time

Name: 7-190816A22, Date: 16-Aug-2019, Time: 12:53:34, ID: L2322808-1, Description: M23, Vial: Tray1:18

13C-12378-PeCDD ES

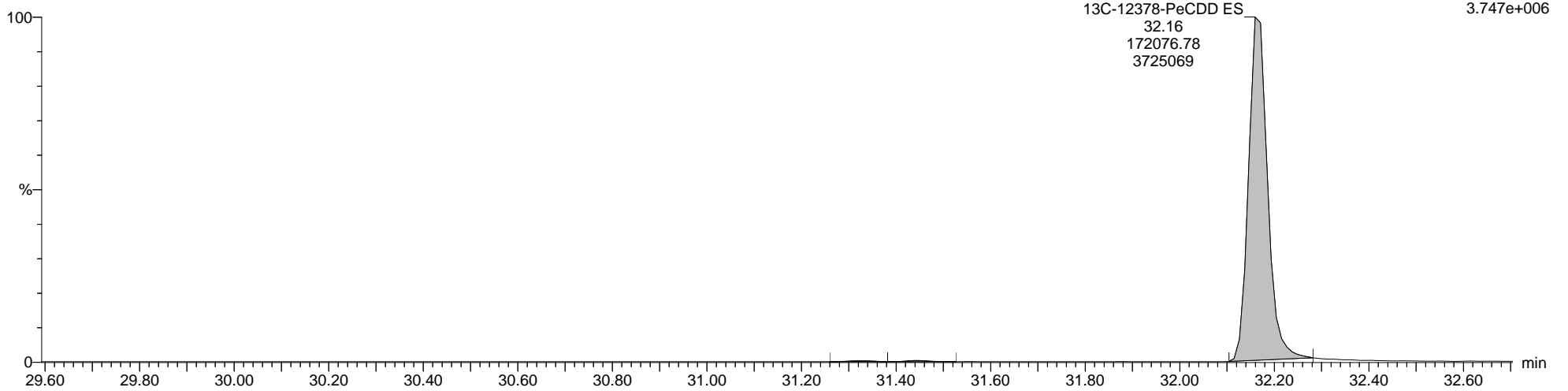
7-190816A22 Smooth(SG,1x1)
M23 L2322808-1

F2:Voltage SIR,EI+
367.8949
6.214e+006



7-190816A22 Smooth(SG,1x1)
M23 L2322808-1

F2:Voltage SIR,EI+
365.8978
3.747e+006



Quantify Sample Report MassLynx MassLynx V4.1 SCN 901

Dataset: C:\MassLynx\Dioxin.PRO\Result Files\7-190816A2-Q2-0816TP.qld

Last Altered: Monday, August 19, 2019 11:56:41 Eastern Daylight Time

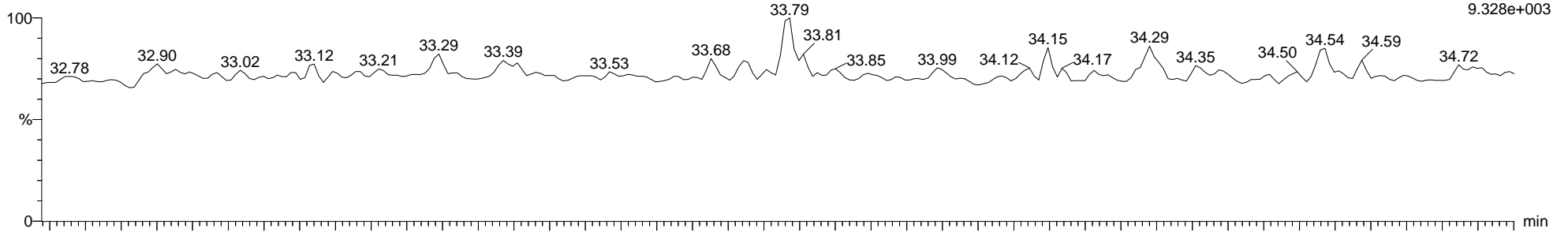
Printed: Friday, August 30, 2019 14:35:25 Eastern Daylight Time

Name: 7-190816A22, Date: 16-Aug-2019, Time: 12:53:34, ID: L2322808-1, Description: M23, Vial: Tray1:18

Total-Hexadioxins

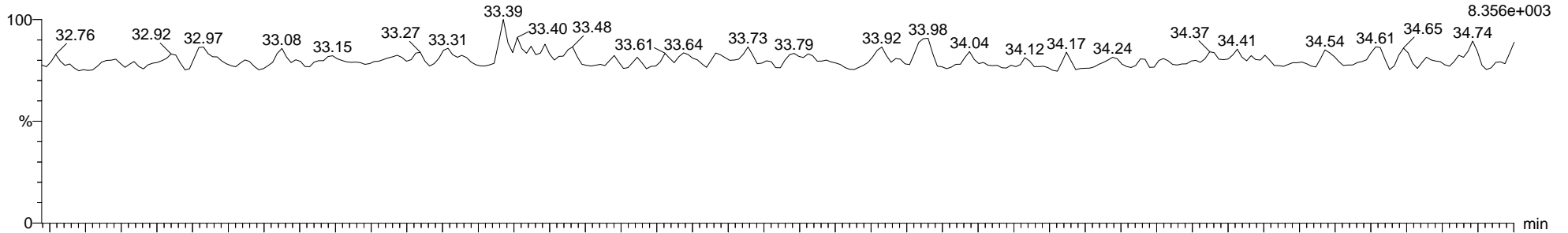
7-190816A22 Smooth(SG,1x1)
M23 L2322808-1

F3:Voltage SIR,EI+
389.8157
9.328e+003



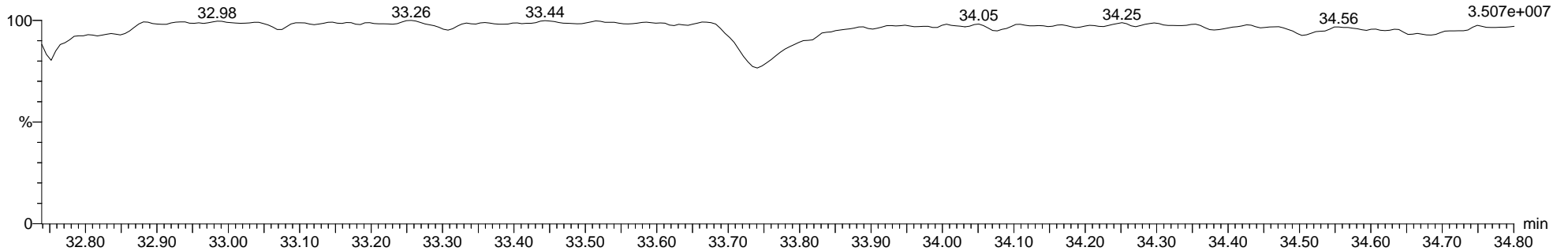
7-190816A22 Smooth(SG,1x1)
M23 L2322808-1

F3:Voltage SIR,EI+
391.8127
8.356e+003



7-190816A22 Smooth(SG,1x1)
M23 L2322808-1

F3:Voltage SIR,EI+
380.9760
3.507e+007



Dataset: C:\MassLynx\Dioxin.PRO\Result Files\7-190816A2-Q2-0816TP.qld


Last Altered: Monday, August 19, 2019 11:56:41 Eastern Daylight Time

Printed: Friday, August 30, 2019 14:35:25 Eastern Daylight Time

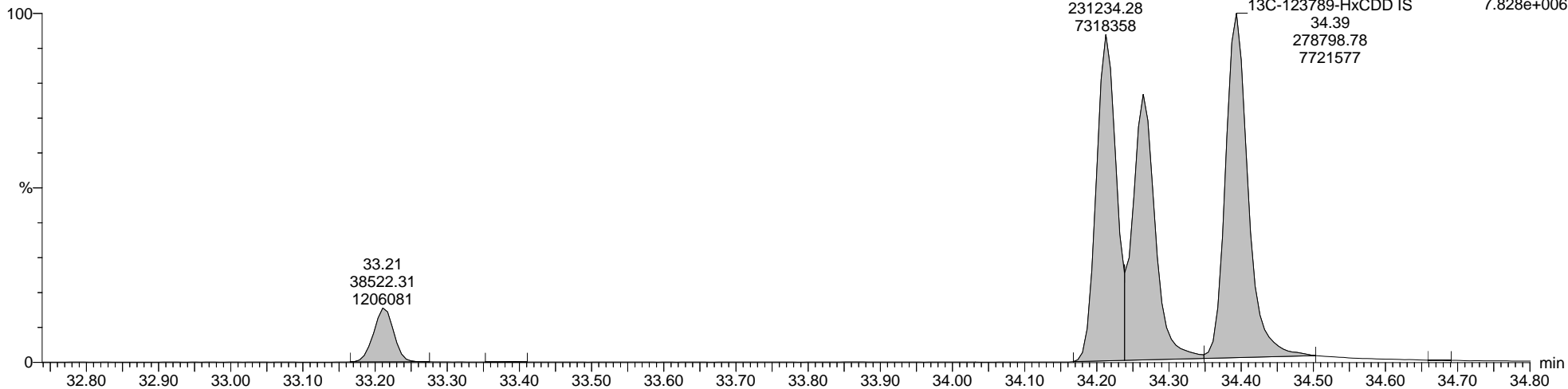
Name: 7-190816A22, Date: 16-Aug-2019, Time: 12:53:34, ID: L2322808-1, Description: M23, Vial: Tray1:18

13C-123678-HxCDD ES

7-190816A22 Smooth(SG,1x1)
M23 L2322808-1



7-190816A22 Smooth(SG,1x1)
M23 L2322808-1



Quantify Sample Report

MassLynx MassLynx V4.1 SCN 901

Dataset: C:\MassLynx\Dioxin.PRO\Result Files\7-190816A2-Q2-0816TP.qld

Last Altered: Monday, August 19, 2019 11:56:41 Eastern Daylight Time

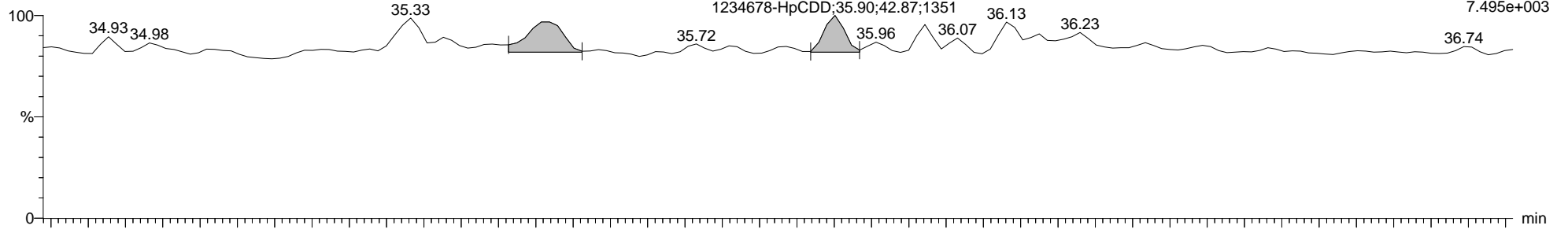
Printed: Friday, August 30, 2019 14:35:25 Eastern Daylight Time

Name: 7-190816A22, Date: 16-Aug-2019, Time: 12:53:34, ID: L2322808-1, Description: M23, Vial: Tray1:18

Total-Heptadioxins

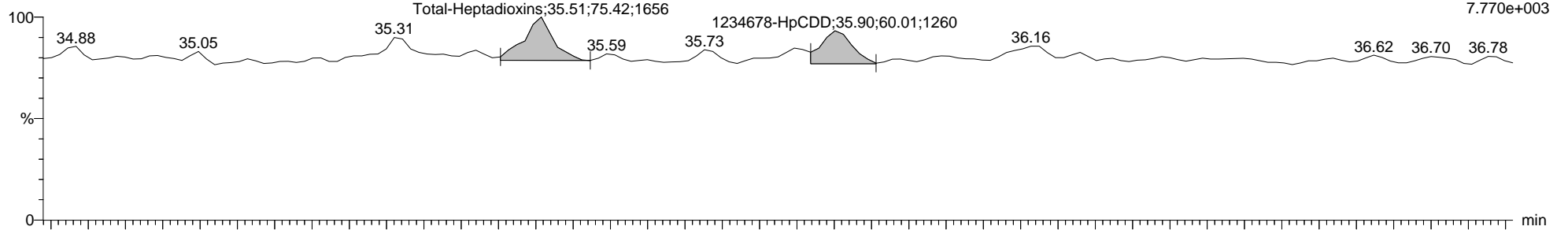
7-190816A22 Smooth(SG,1x1)
M23 L2322808-1

F4:Voltage SIR,EI+
423.7766
7.495e+003



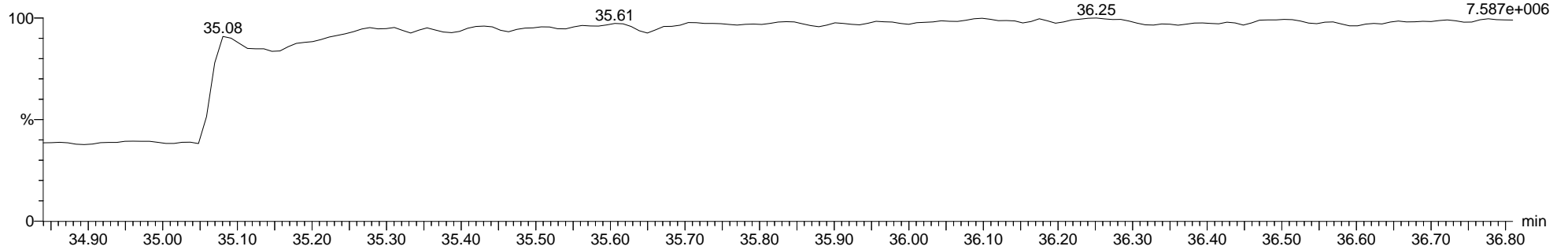
7-190816A22 Smooth(SG,1x1)
M23 L2322808-1

F4:Voltage SIR,EI+
425.7737
7.770e+003



7-190816A22 Smooth(SG,1x1)
M23 L2322808-1

F4:Voltage SIR,EI+
454.9728
7.587e+006



Quantify Sample Report MassLynx MassLynx V4.1 SCN 901

Dataset: C:\MassLynx\Dioxin.PRO\Result Files\7-190816A2-Q2-0816TP.qld

Last Altered: Monday, August 19, 2019 11:56:41 Eastern Daylight Time

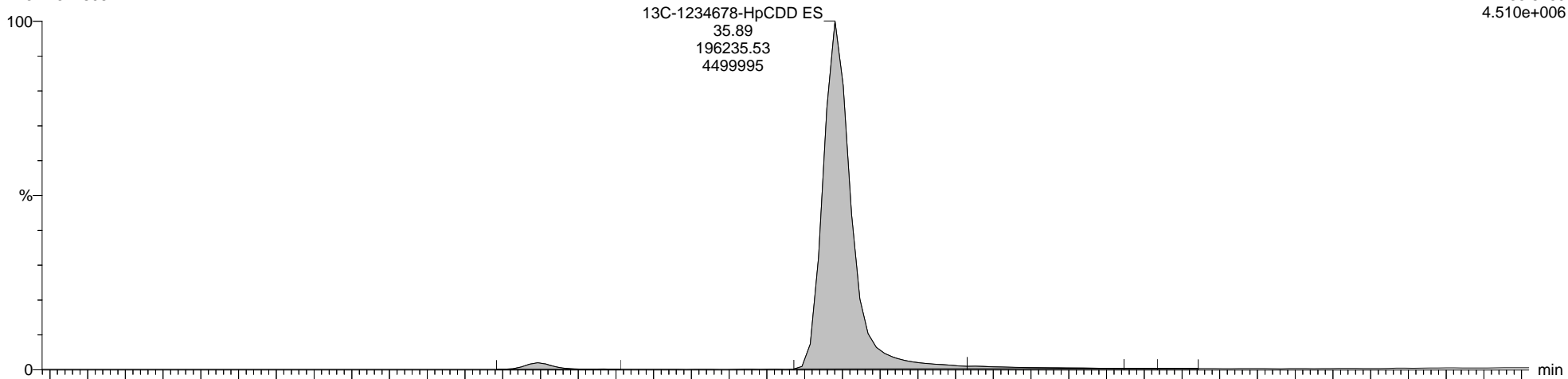
Printed: Friday, August 30, 2019 14:35:25 Eastern Daylight Time

Name: 7-190816A22, Date: 16-Aug-2019, Time: 12:53:34, ID: L2322808-1, Description: M23, Vial: Tray1:18

13C-1234678-HpCDD ES

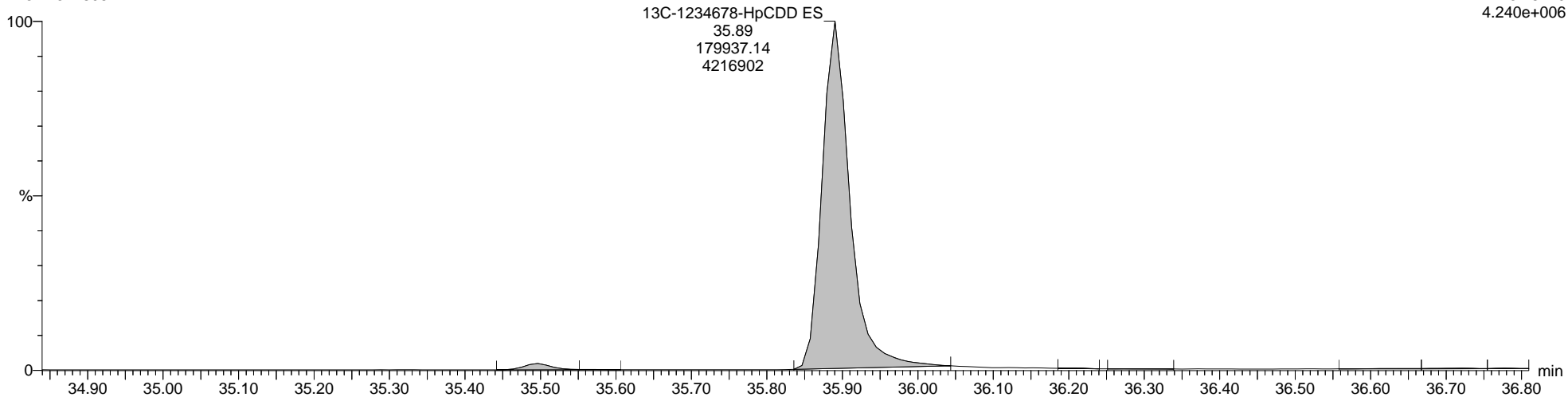
7-190816A22 Smooth(SG,1x1)
M23 L2322808-1

F4:Voltage SIR,EI+
435.8169
4.510e+006



7-190816A22 Smooth(SG,1x1)
M23 L2322808-1

F4:Voltage SIR,EI+
437.8140
4.240e+006



Quantify Sample Report **MassLynx MassLynx V4.1 SCN 901**

Dataset: C:\MassLynx\Dioxin.PRO\Result Files\7-190816A2-Q2-0816TP.qld

Last Altered: Monday, August 19, 2019 11:56:41 Eastern Daylight Time

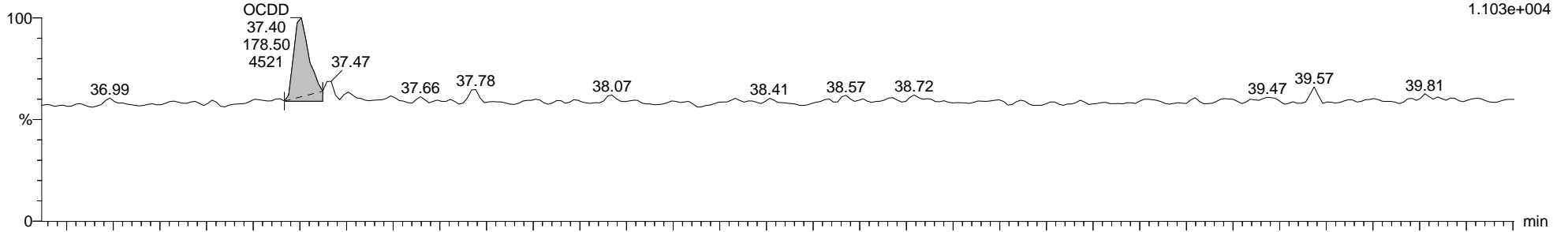
Printed: Friday, August 30, 2019 14:35:25 Eastern Daylight Time

Name: 7-190816A22, Date: 16-Aug-2019, Time: 12:53:34, ID: L2322808-1, Description: M23, Vial: Tray1:18

Total-OCDD

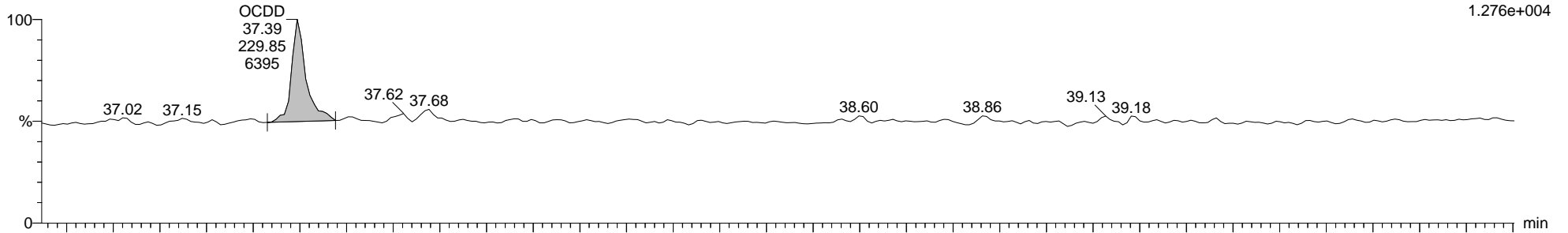
7-190816A22 Smooth(SG,1x1)
M23 L2322808-1

F5:Voltage SIR,EI+
457.7377
1.103e+004



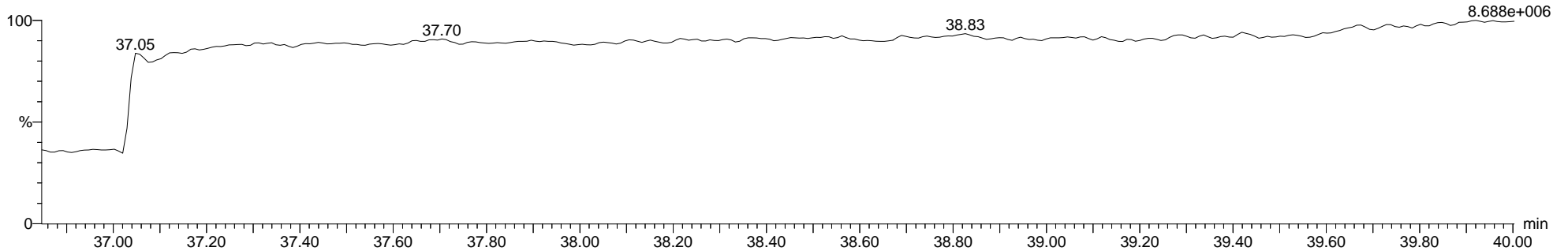
7-190816A22 Smooth(SG,1x1)
M23 L2322808-1

F5:Voltage SIR,EI+
459.7348
1.276e+004



7-190816A22 Smooth(SG,1x1)
M23 L2322808-1

F5:Voltage SIR,EI+
454.9728
8.688e+006



Quantify Sample Report MassLynx MassLynx V4.1 SCN 901

Dataset: C:\MassLynx\Dioxin.PRO\Result Files\7-190816A2-Q2-0816TP.qld

Last Altered: Monday, August 19, 2019 11:56:41 Eastern Daylight Time


Printed: Friday, August 30, 2019 14:35:25 Eastern Daylight Time

Name: 7-190816A22, Date: 16-Aug-2019, Time: 12:53:34, ID: L2322808-1, Description: M23, Vial: Tray1:18

13C-OCDD ES

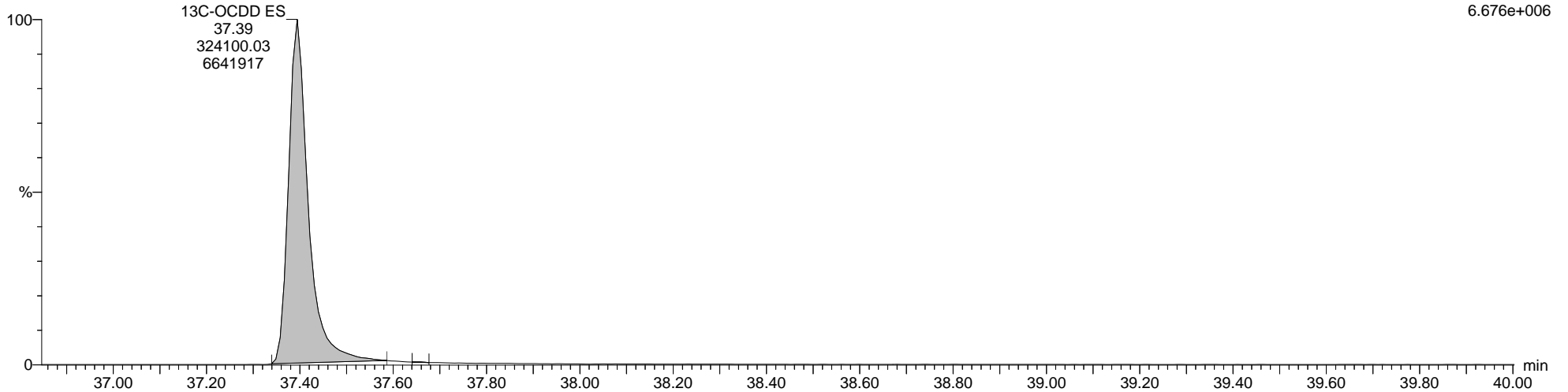
7-190816A22 Smooth(SG,1x1)
M23 L2322808-1

F5:Voltage SIR,EI+
469.7779
5.928e+006



7-190816A22 Smooth(SG,1x1)
M23 L2322808-1

F5:Voltage SIR,EI+
471.7750
6.676e+006



Quantify Sample Report MassLynx MassLynx V4.1 SCN 901

Dataset: C:\MassLynx\Dioxin.PRO\Result Files\7-190816A2-Q2-0816TP.qld

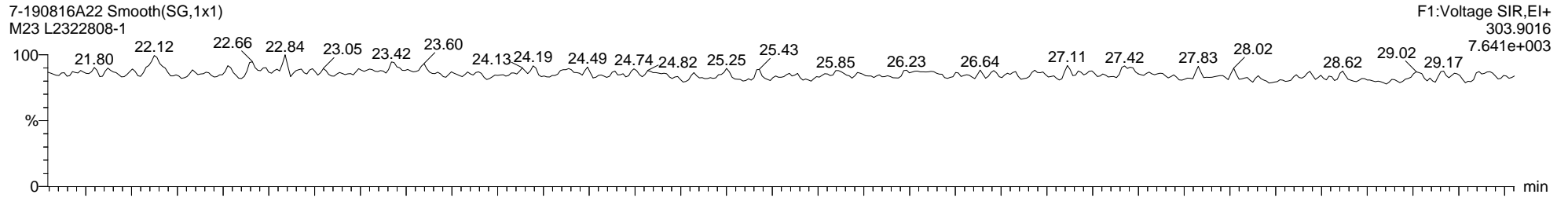
Last Altered: Monday, August 19, 2019 11:56:41 Eastern Daylight Time

Printed: Friday, August 30, 2019 14:35:25 Eastern Daylight Time

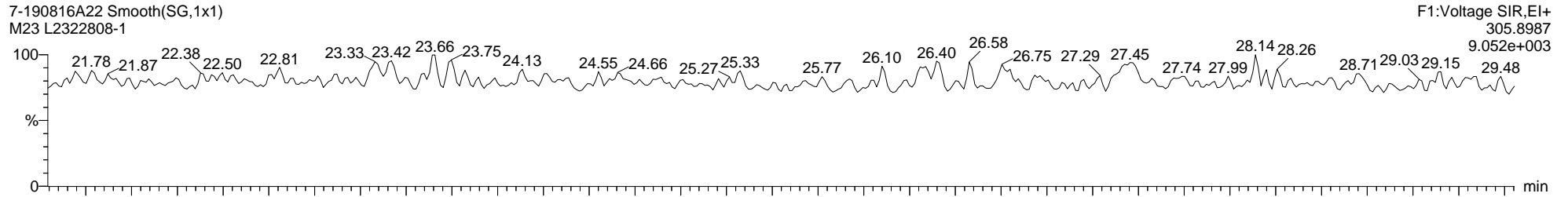
Name: 7-190816A22, Date: 16-Aug-2019, Time: 12:53:34, ID: L2322808-1, Description: M23, Vial: Tray1:18

Total-Tetrafurans

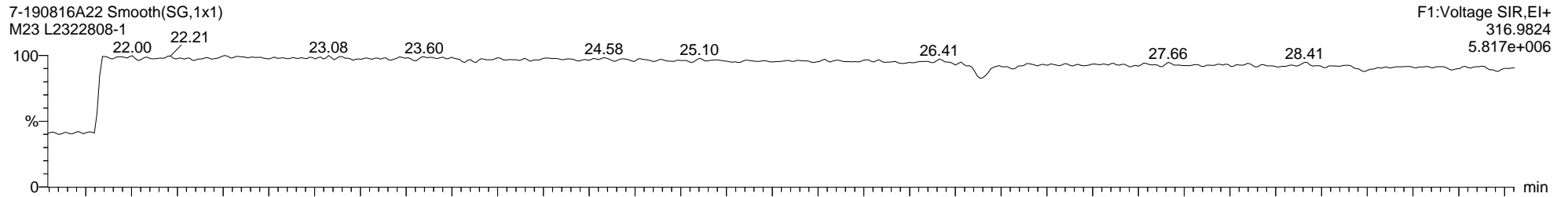
7-190816A22 Smooth(SG,1x1)
M23 L2322808-1



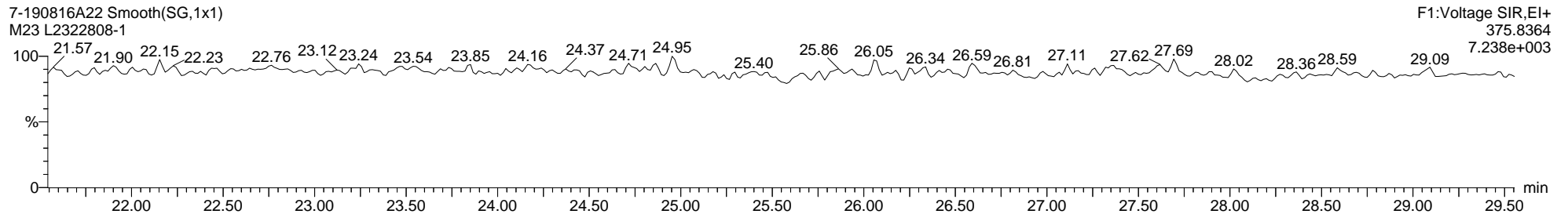
7-190816A22 Smooth(SG,1x1)
M23 L2322808-1



7-190816A22 Smooth(SG,1x1)
M23 L2322808-1



7-190816A22 Smooth(SG,1x1)
M23 L2322808-1



Dataset: C:\MassLynx\Dioxin.PRO\Result Files\7-190816A2-Q2-0816TP.qld

Last Altered: Monday, August 19, 2019 11:56:41 Eastern Daylight Time

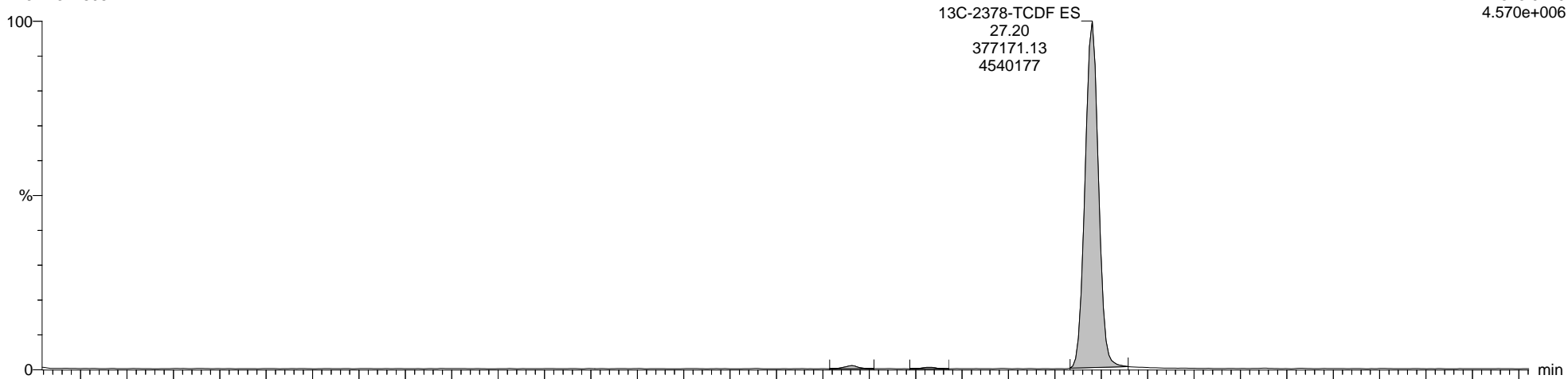
Printed: Friday, August 30, 2019 14:35:25 Eastern Daylight Time

Name: 7-190816A22, Date: 16-Aug-2019, Time: 12:53:34, ID: L2322808-1, Description: M23, Vial: Tray1:18

13C-2378-TCDF ES

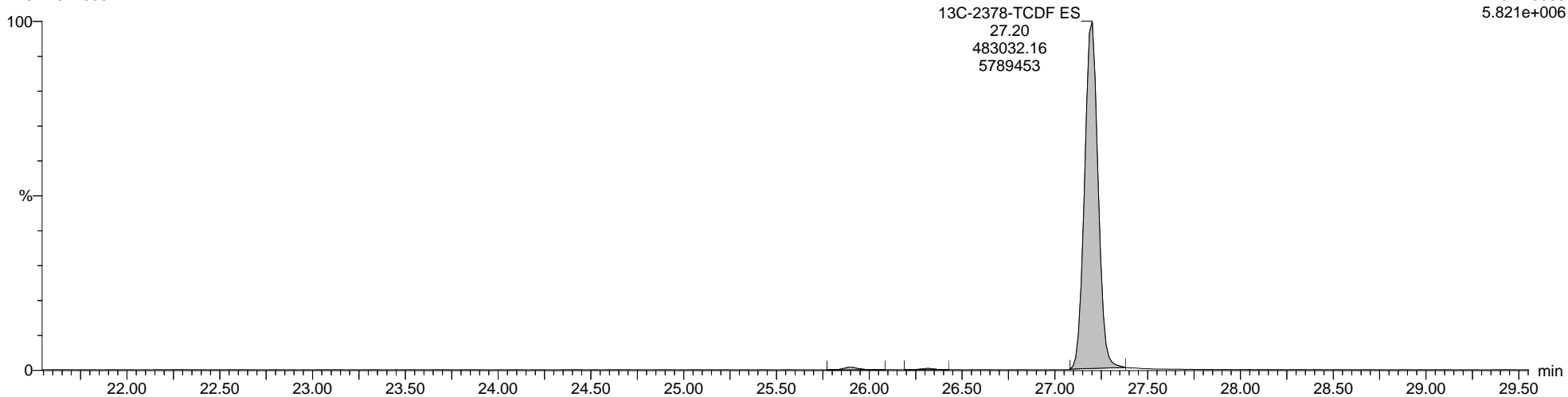
7-190816A22 Smooth(SG,1x1)
M23 L2322808-1

F1:Voltage SIR,EI+
315.9419
4.570e+006



7-190816A22 Smooth(SG,1x1)
M23 L2322808-1

F1:Voltage SIR,EI+
317.9389
5.821e+006



Quantify Sample Report MassLynx MassLynx V4.1 SCN 901

Dataset: C:\MassLynx\Dioxin.PRO\Result Files\7-190816A2-Q2-0816TP.qld

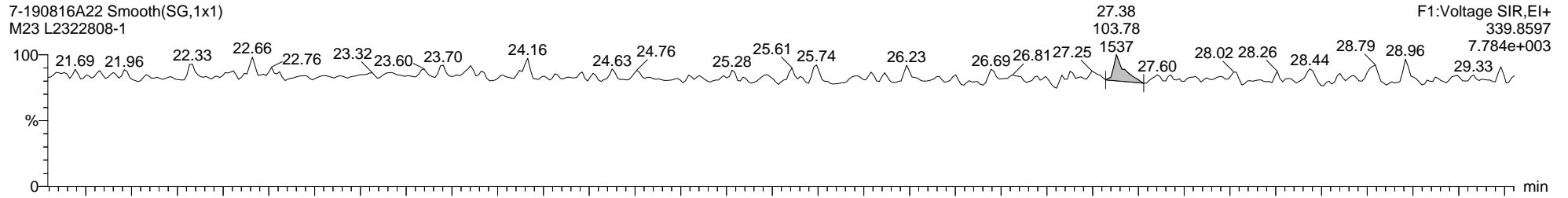
Last Altered: Monday, August 19, 2019 11:56:41 Eastern Daylight Time

Printed: Friday, August 30, 2019 14:35:25 Eastern Daylight Time

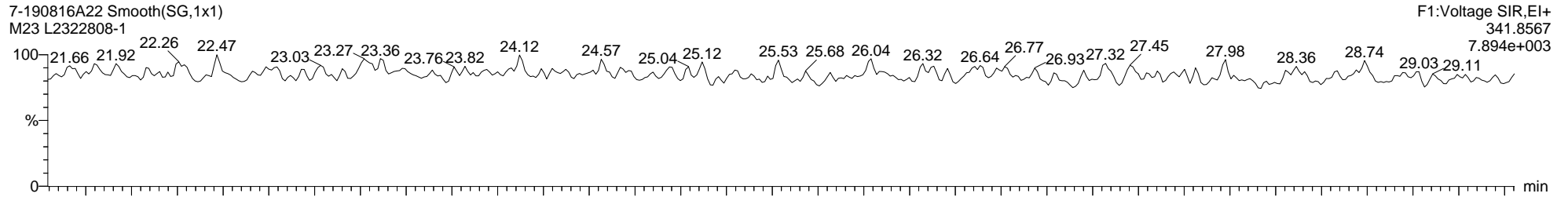
Name: 7-190816A22, Date: 16-Aug-2019, Time: 12:53:34, ID: L2322808-1, Description: M23, Vial: Tray1:18

Total-PeCDF-F1

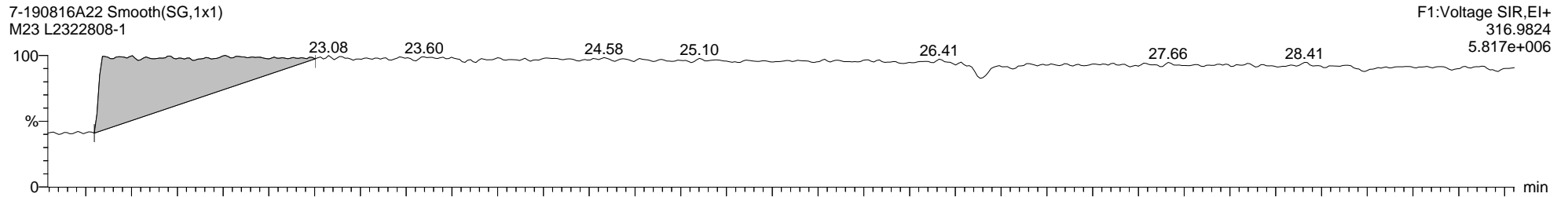
7-190816A22 Smooth(SG,1x1)
M23 L2322808-1



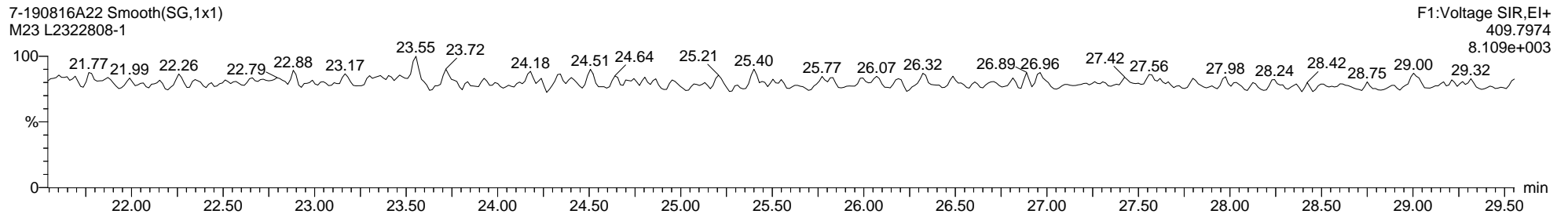
7-190816A22 Smooth(SG,1x1)
M23 L2322808-1



7-190816A22 Smooth(SG,1x1)
M23 L2322808-1



7-190816A22 Smooth(SG,1x1)
M23 L2322808-1



Quantify Sample Report MassLynx MassLynx V4.1 SCN 901

Dataset: C:\MassLynx\Dioxin.PRO\Result Files\7-190816A2-Q2-0816TP.qld

Last Altered: Monday, August 19, 2019 11:56:41 Eastern Daylight Time

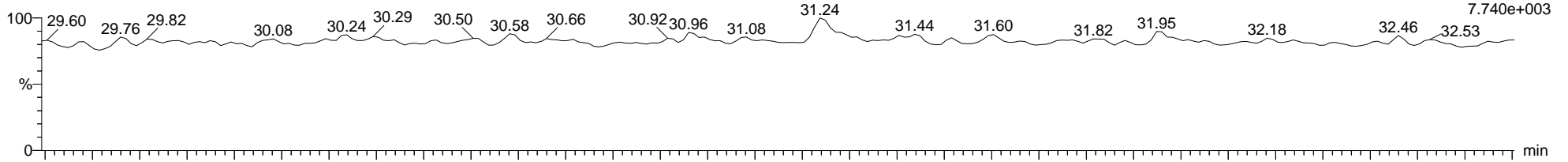
Printed: Friday, August 30, 2019 14:35:25 Eastern Daylight Time

Name: 7-190816A22, Date: 16-Aug-2019, Time: 12:53:34, ID: L2322808-1, Description: M23, Vial: Tray1:18

Total-Pentafurans

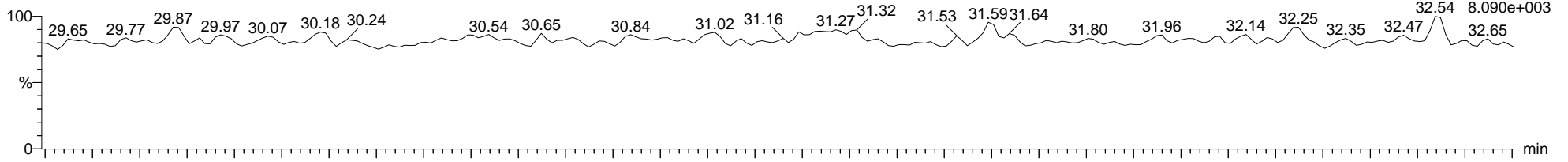
7-190816A22 Smooth(SG,1x1)
M23 L2322808-1

F2:Voltage SIR,EI+
339.8597
7.740e+003



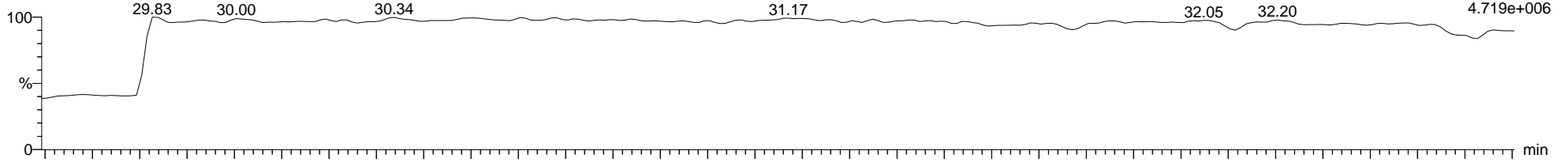
7-190816A22 Smooth(SG,1x1)
M23 L2322808-1

F2:Voltage SIR,EI+
341.8567
8.090e+003



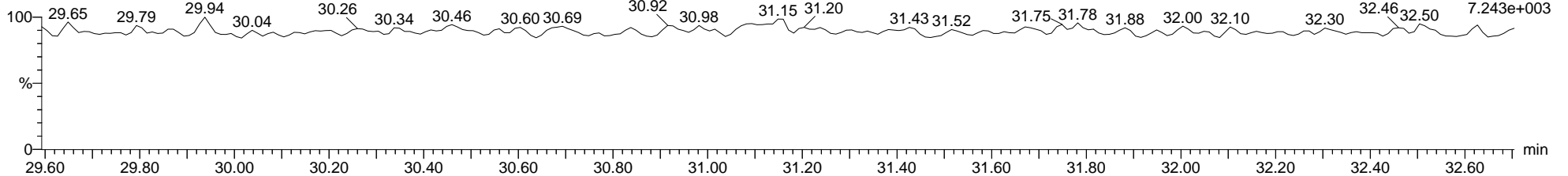
7-190816A22 Smooth(SG,1x1)
M23 L2322808-1

F2:Voltage SIR,EI+
366.9792
4.719e+006



7-190816A22 Smooth(SG,1x1)
M23 L2322808-1

F2:Voltage SIR,EI+
409.7974
7.243e+003



Dataset: C:\MassLynx\Dioxin.PRO\Result Files\7-190816A2-Q2-0816TP.qld

Last Altered: Monday, August 19, 2019 11:56:41 Eastern Daylight Time

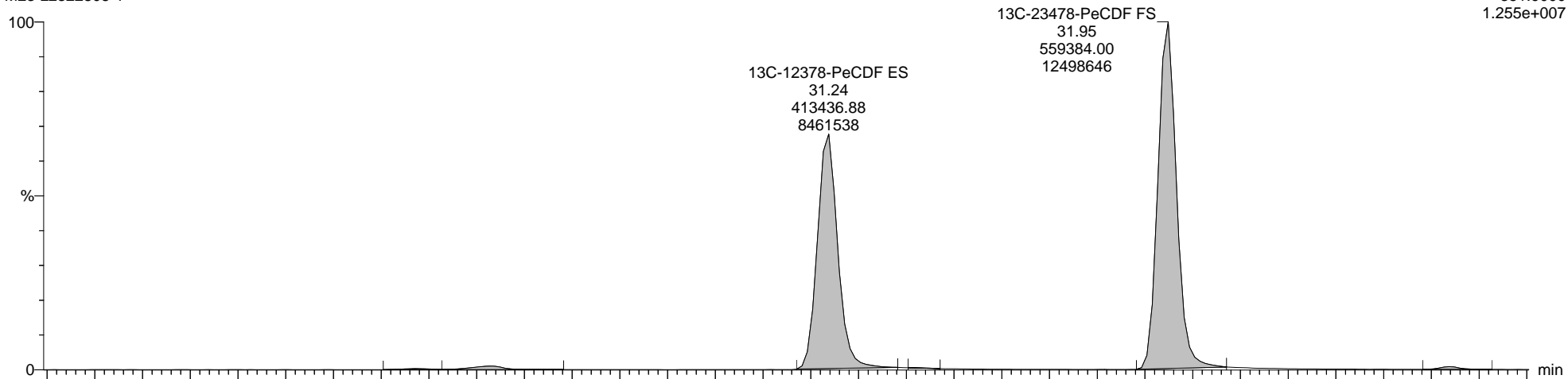
Printed: Friday, August 30, 2019 14:35:25 Eastern Daylight Time

Name: 7-190816A22, Date: 16-Aug-2019, Time: 12:53:34, ID: L2322808-1, Description: M23, Vial: Tray1:18

13C-12378-PeCDF ES

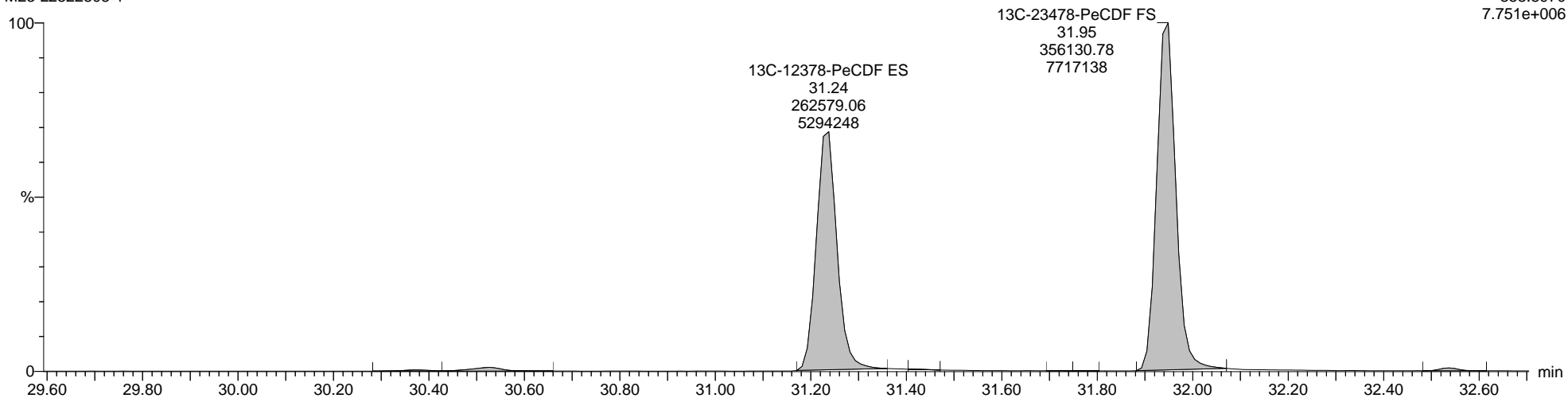
7-190816A22 Smooth(SG,1x1)
M23 L2322808-1

F2:Voltage SIR,EI+
351.9000
1.255e+007



7-190816A22 Smooth(SG,1x1)
M23 L2322808-1

F2:Voltage SIR,EI+
353.8970
7.751e+006



Quantify Sample Report MassLynx MassLynx V4.1 SCN 901

Dataset: C:\MassLynx\Dioxin.PRO\Result Files\7-190816A2-Q2-0816TP.qld

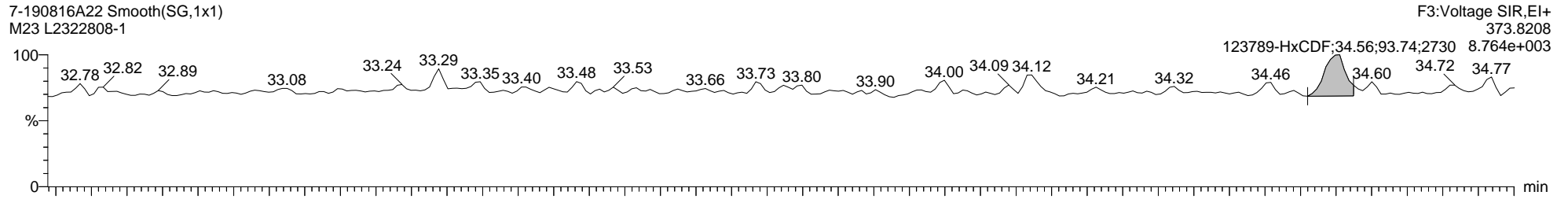
Last Altered: Monday, August 19, 2019 11:56:41 Eastern Daylight Time

Printed: Friday, August 30, 2019 14:35:25 Eastern Daylight Time

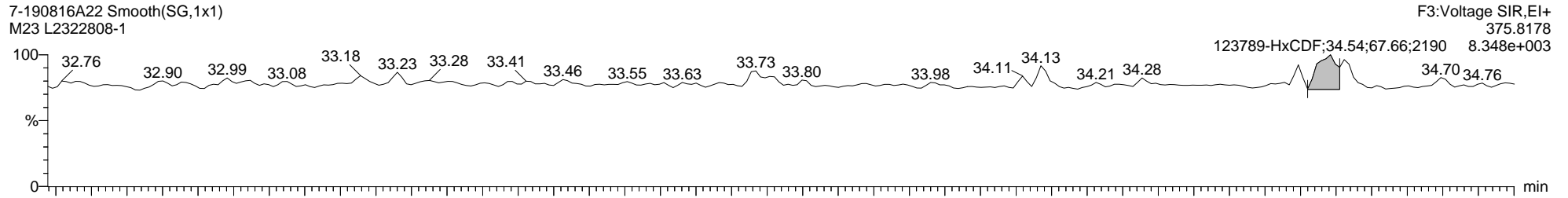
Name: 7-190816A22, Date: 16-Aug-2019, Time: 12:53:34, ID: L2322808-1, Description: M23, Vial: Tray1:18

Total-Hexafurans

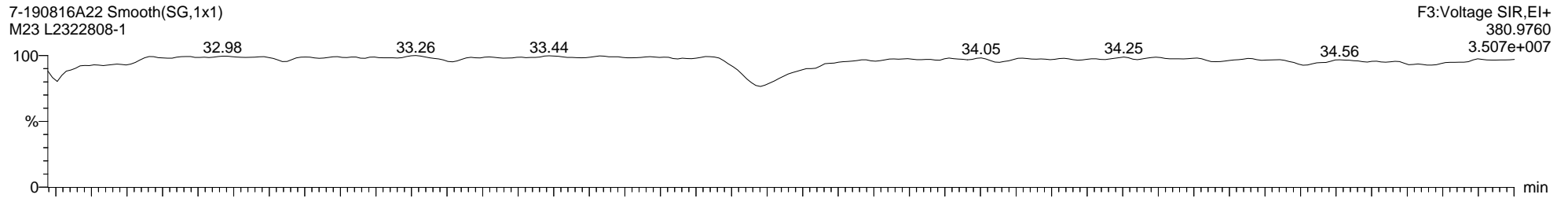
7-190816A22 Smooth(SG,1x1)
M23 L2322808-1



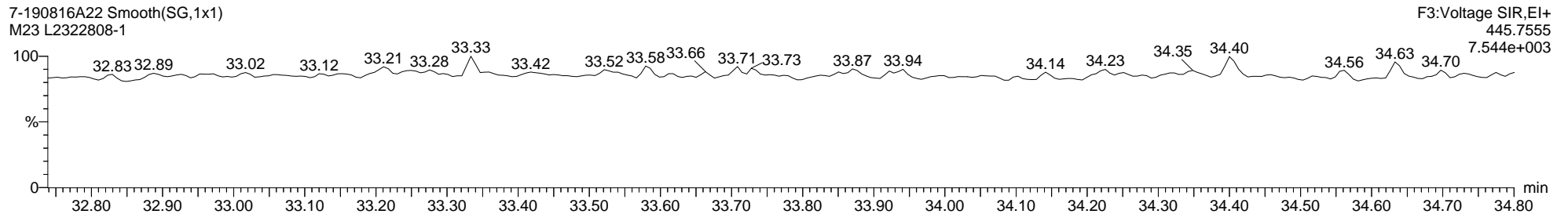
7-190816A22 Smooth(SG,1x1)
M23 L2322808-1



7-190816A22 Smooth(SG,1x1)
M23 L2322808-1



7-190816A22 Smooth(SG,1x1)
M23 L2322808-1



Dataset: C:\MassLynx\Dioxin.PRO\Result Files\7-190816A2-Q2-0816TP.qld

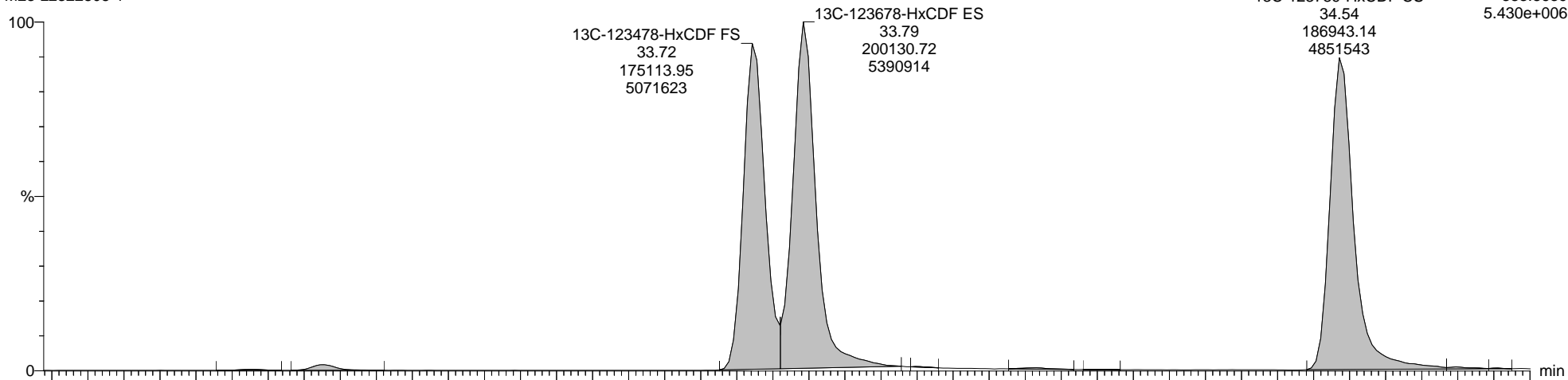
Last Altered: Monday, August 19, 2019 11:56:41 Eastern Daylight Time

Printed: Friday, August 30, 2019 14:35:25 Eastern Daylight Time

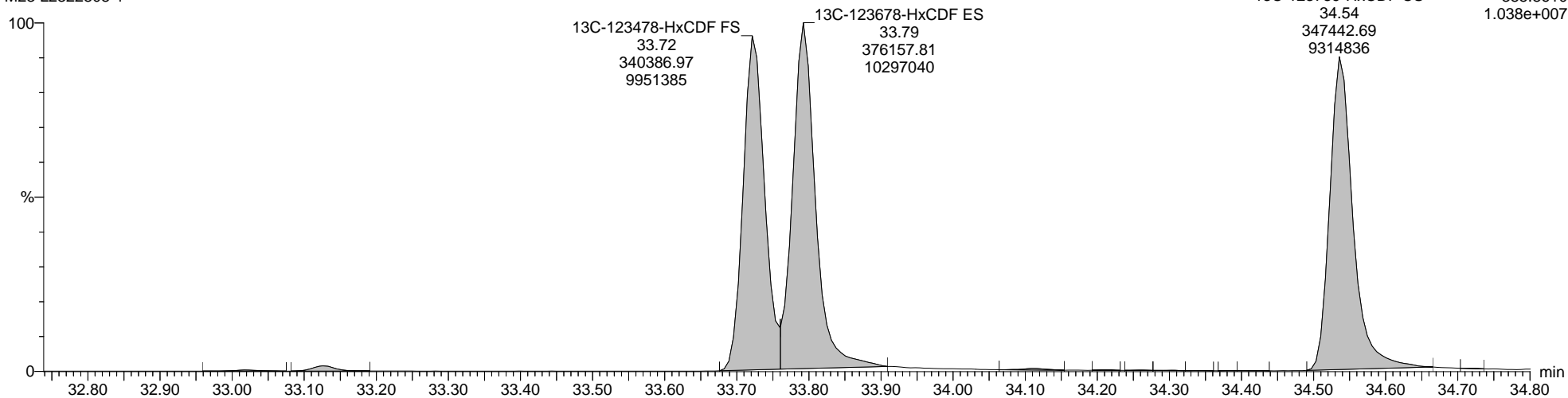
Name: 7-190816A22, Date: 16-Aug-2019, Time: 12:53:34, ID: L2322808-1, Description: M23, Vial: Tray1:18

13C-123678-HxCDF ES

7-190816A22 Smooth(SG,1x1)
M23 L2322808-1



7-190816A22 Smooth(SG,1x1)
M23 L2322808-1



Quantify Sample Report MassLynx MassLynx V4.1 SCN 901

Dataset: C:\MassLynx\Dioxin.PRO\Result Files\7-190816A2-Q2-0816TP.qld

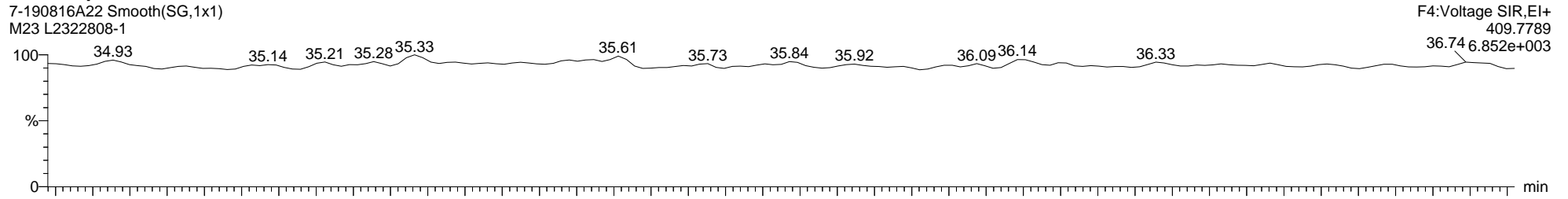
Last Altered: Monday, August 19, 2019 11:56:41 Eastern Daylight Time

Printed: Friday, August 30, 2019 14:35:25 Eastern Daylight Time

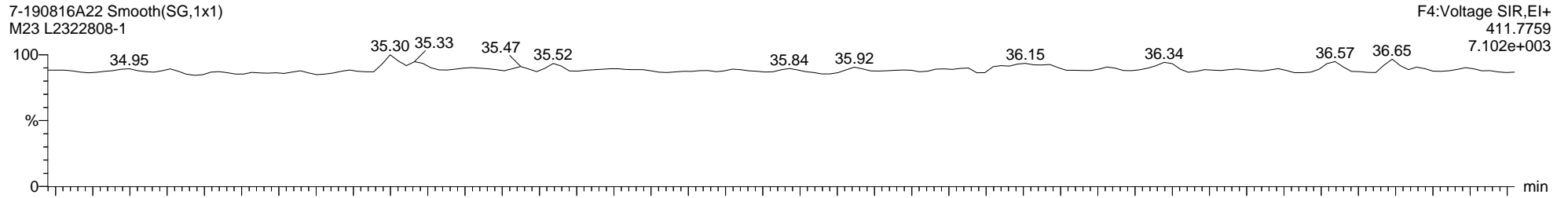
Name: 7-190816A22, Date: 16-Aug-2019, Time: 12:53:34, ID: L2322808-1, Description: M23, Vial: Tray1:18

Total-Heptafurans

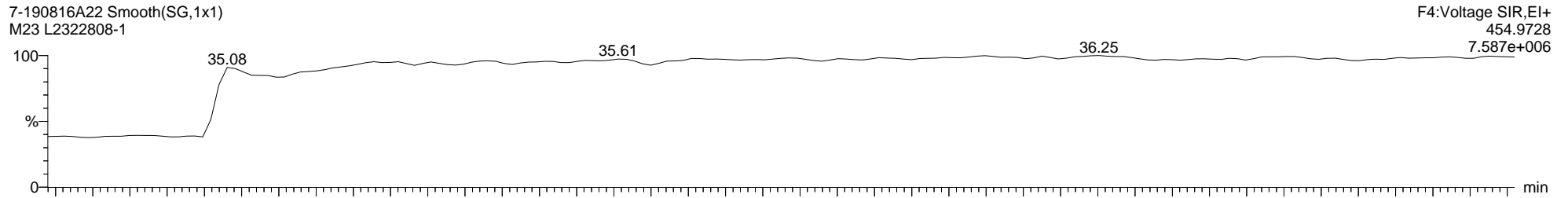
7-190816A22 Smooth(SG,1x1)
M23 L2322808-1



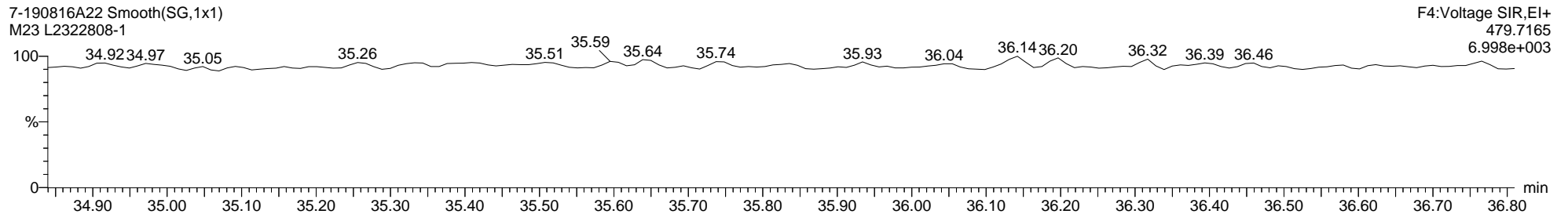
7-190816A22 Smooth(SG,1x1)
M23 L2322808-1



7-190816A22 Smooth(SG,1x1)
M23 L2322808-1



7-190816A22 Smooth(SG,1x1)
M23 L2322808-1



Quantify Sample Report

MassLynx MassLynx V4.1 SCN 901

Dataset: C:\MassLynx\Dioxin.PRO\Result Files\7-190816A2-Q2-0816TP.qld

Last Altered: Monday, August 19, 2019 11:56:41 Eastern Daylight Time


Printed: Friday, August 30, 2019 14:35:25 Eastern Daylight Time

Name: 7-190816A22, Date: 16-Aug-2019, Time: 12:53:34, ID: L2322808-1, Description: M23, Vial: Tray1:18

13C-1234678-HpCDF ES

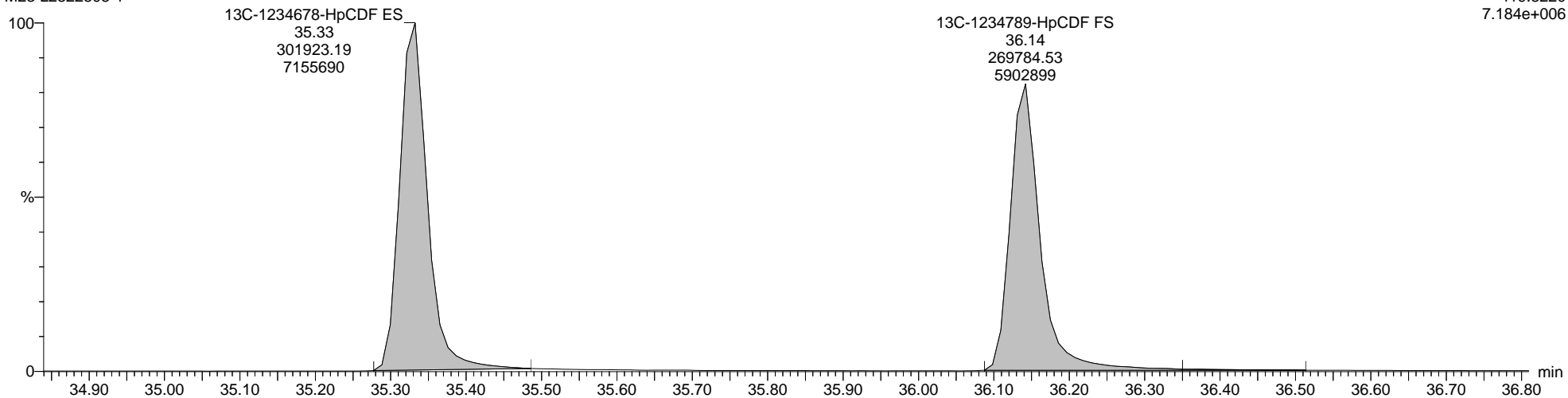
7-190816A22 Smooth(SG,1x1)
M23 L2322808-1

F4:Voltage SIR,EI+
417.8253
3.215e+006



7-190816A22 Smooth(SG,1x1)
M23 L2322808-1

F4:Voltage SIR,EI+
419.8220
7.184e+006



Quantify Sample Report MassLynx MassLynx V4.1 SCN 901

Dataset: C:\MassLynx\Dioxin.PRO\Result Files\7-190816A2-Q2-0816TP.qld

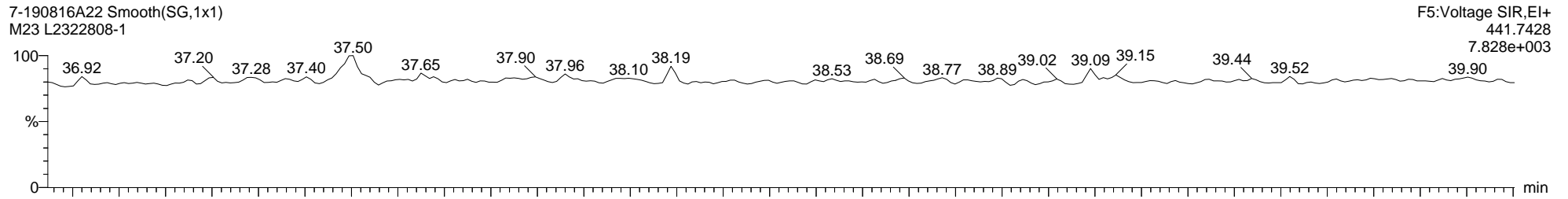
Last Altered: Monday, August 19, 2019 11:56:41 Eastern Daylight Time

Printed: Friday, August 30, 2019 14:35:25 Eastern Daylight Time

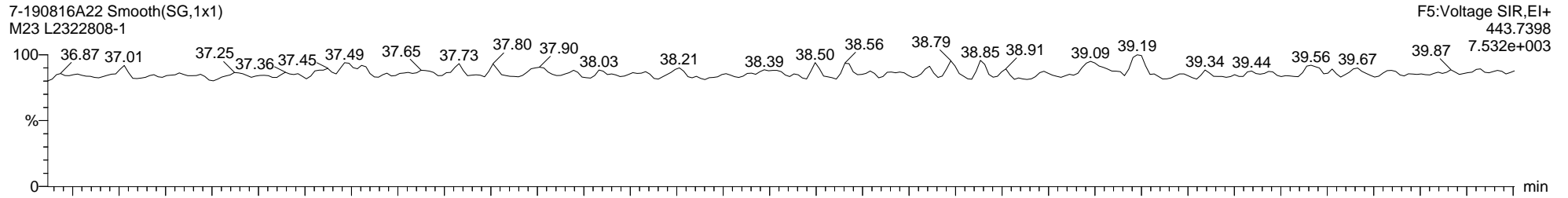
Name: 7-190816A22, Date: 16-Aug-2019, Time: 12:53:34, ID: L2322808-1, Description: M23, Vial: Tray1:18

Totals-OCDF

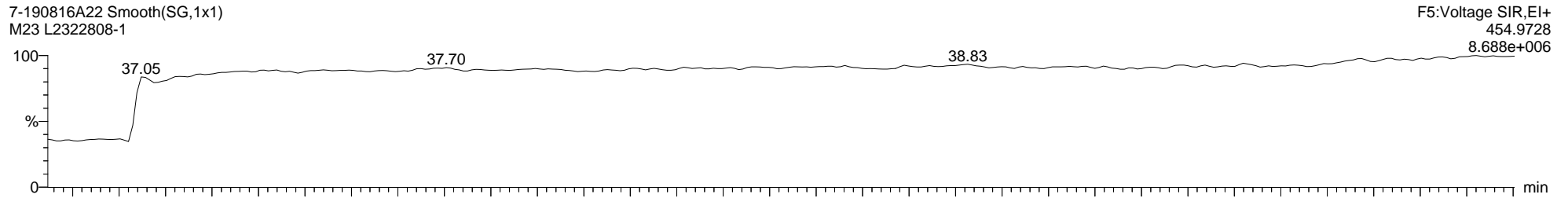
7-190816A22 Smooth(SG,1x1)
M23 L2322808-1



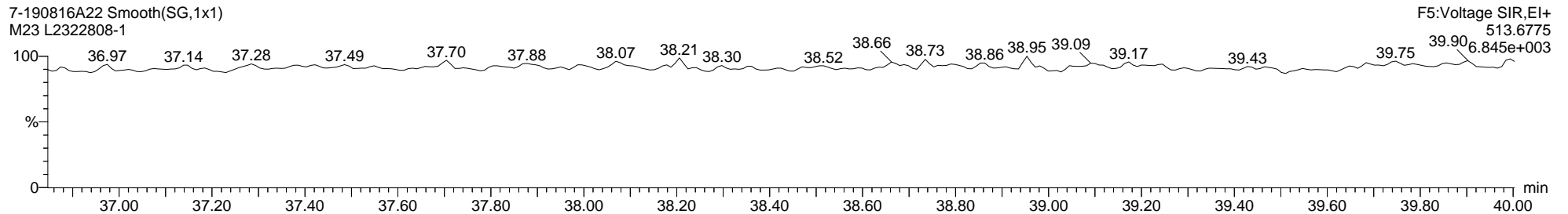
7-190816A22 Smooth(SG,1x1)
M23 L2322808-1



7-190816A22 Smooth(SG,1x1)
M23 L2322808-1



7-190816A22 Smooth(SG,1x1)
M23 L2322808-1



Quantify Sample Report

MassLynx MassLynx V4.1 SCN 901

Dataset: C:\MassLynx\Dioxin.PRO\Result Files\7-190816A2-Q2-0816TP.qld

Last Altered: Monday, August 19, 2019 11:56:41 Eastern Daylight Time

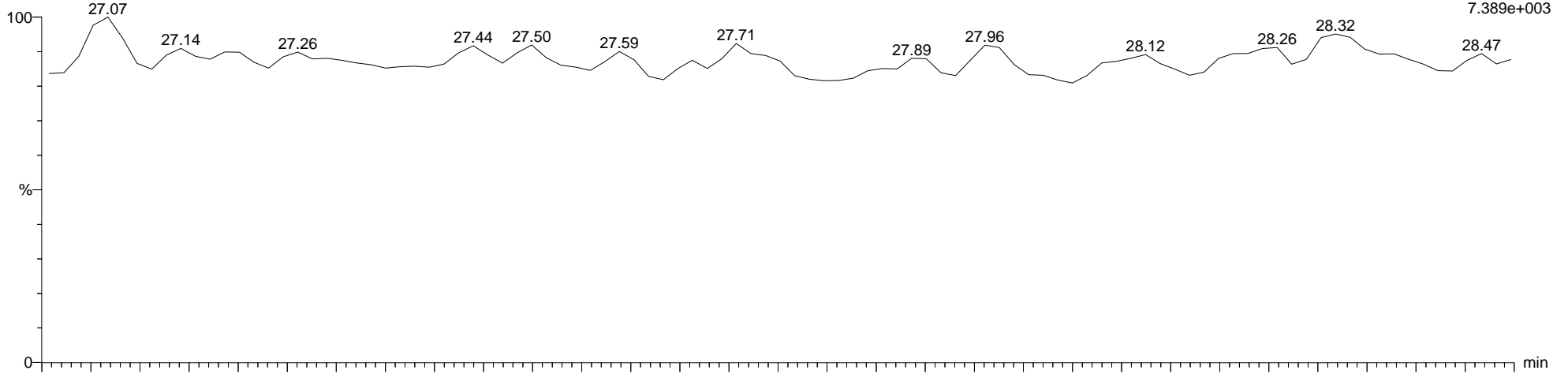
Printed: Friday, August 30, 2019 14:35:25 Eastern Daylight Time

Name: 7-190816A23, Date: 16-Aug-2019, Time: 13:35:40, ID: L2322808-2, Description: M23, Vial: Tray1:19

2378-TCDD

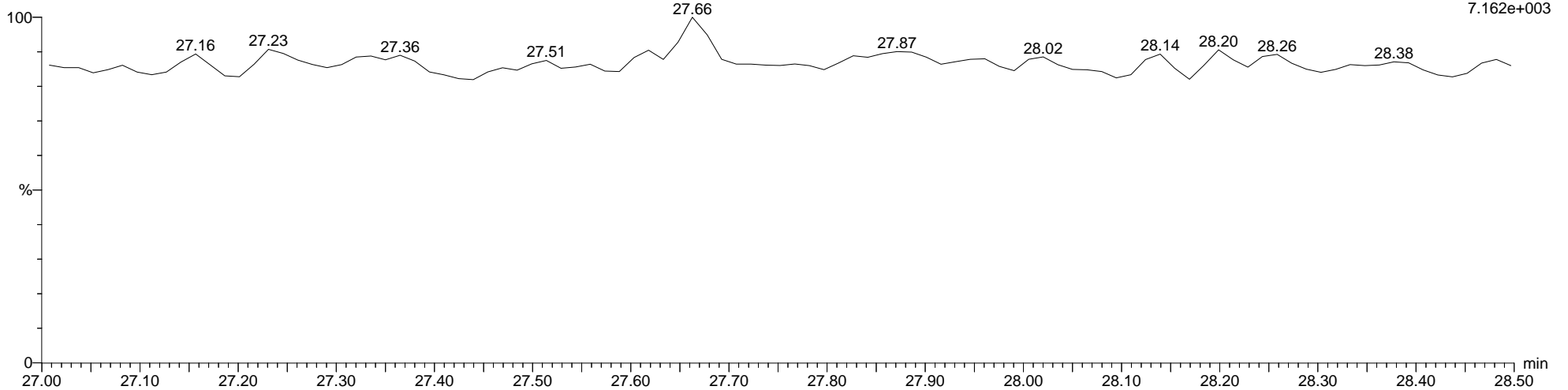
7-190816A23 Smooth(SG,1x1)
M23 L2322808-2

F1:Voltage SIR,EI+
319.8965
7.389e+003



7-190816A23 Smooth(SG,1x1)
M23 L2322808-2

F1:Voltage SIR,EI+
321.8936
7.162e+003



Quantify Sample Report MassLynx MassLynx V4.1 SCN 901

Dataset: C:\MassLynx\Dioxin.PRO\Result Files\7-190816A2-Q2-0816TP.qld

Last Altered: Monday, August 19, 2019 11:56:41 Eastern Daylight Time

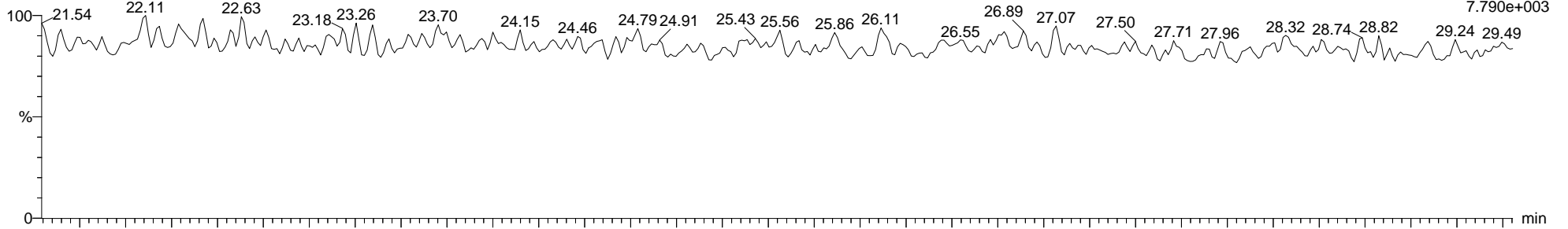
Printed: Friday, August 30, 2019 14:35:25 Eastern Daylight Time

Name: 7-190816A23, Date: 16-Aug-2019, Time: 13:35:40, ID: L2322808-2, Description: M23, Vial: Tray1:19

Total-Tetradoxins

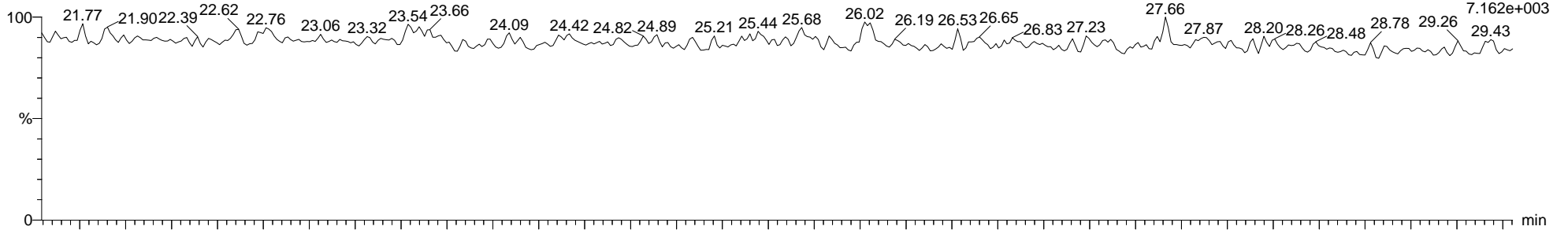
7-190816A23 Smooth(SG,1x1)
M23 L2322808-2

F1:Voltage SIR,EI+
319.8965
7.790e+003



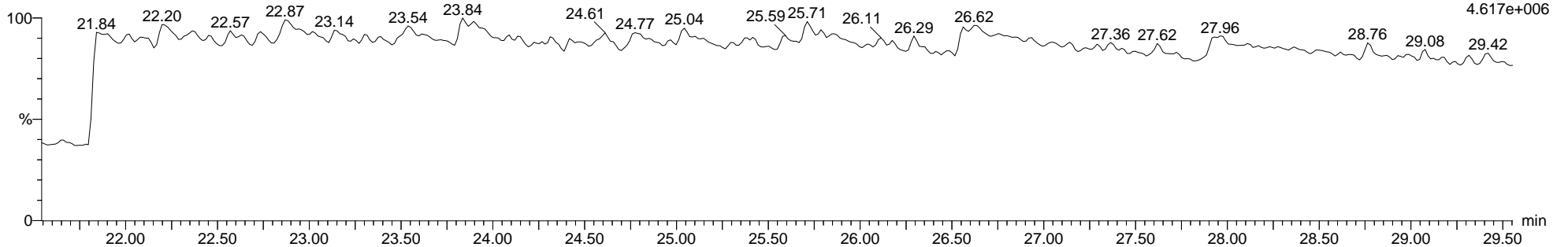
7-190816A23 Smooth(SG,1x1)
M23 L2322808-2

F1:Voltage SIR,EI+
321.8936
7.162e+003



7-190816A23 Smooth(SG,1x1)
M23 L2322808-2

F1:Voltage SIR,EI+
316.9824
4.617e+006



Quantify Sample Report **MassLynx MassLynx V4.1 SCN 901**

Dataset: C:\MassLynx\Dioxin.PRO\Result Files\7-190816A2-Q2-0816TP.qld

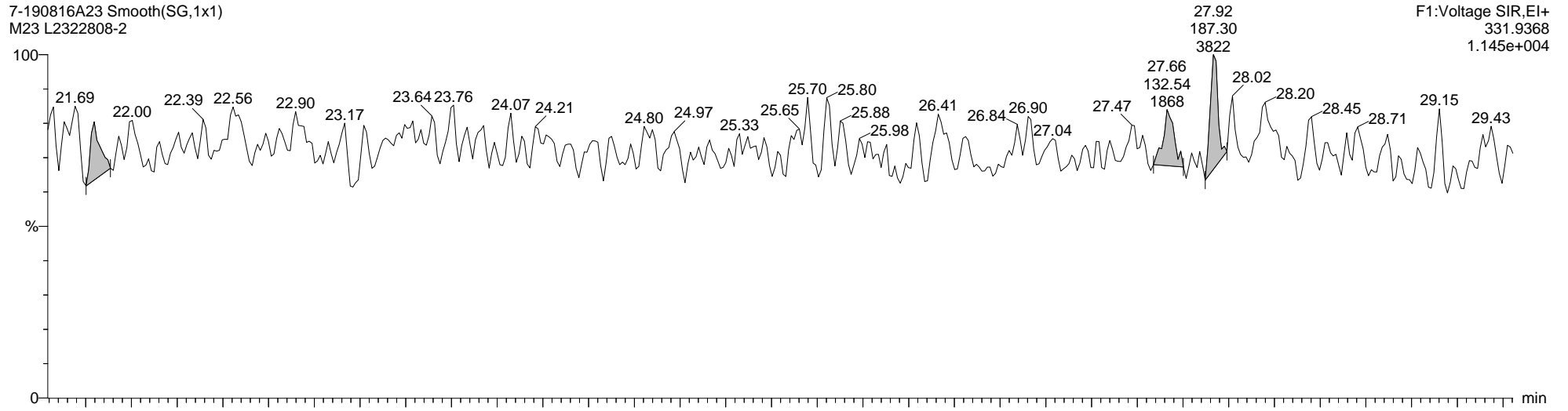
Last Altered: Monday, August 19, 2019 11:56:41 Eastern Daylight Time

Printed: Friday, August 30, 2019 14:35:25 Eastern Daylight Time

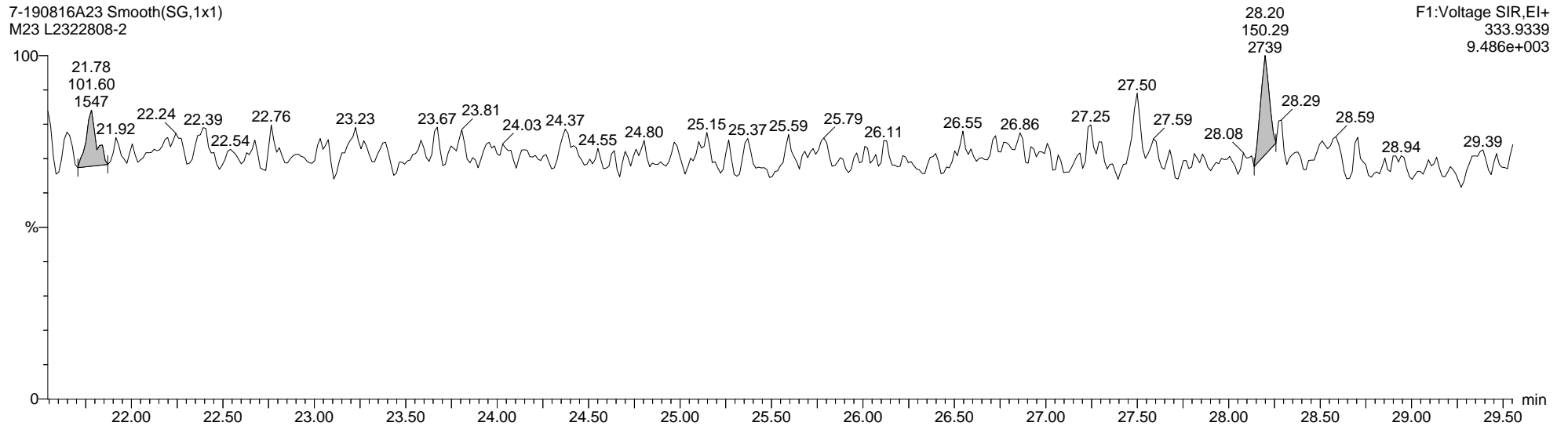
Name: 7-190816A23, Date: 16-Aug-2019, Time: 13:35:40, ID: L2322808-2, Description: M23, Vial: Tray1:19

13C-2378-TCDD ES

7-190816A23 Smooth(SG,1x1)
M23 L2322808-2



7-190816A23 Smooth(SG,1x1)
M23 L2322808-2



Quantify Sample Report MassLynx MassLynx V4.1 SCN 901

Dataset: C:\MassLynx\Dioxin.PRO\Result Files\7-190816A2-Q2-0816TP.qld

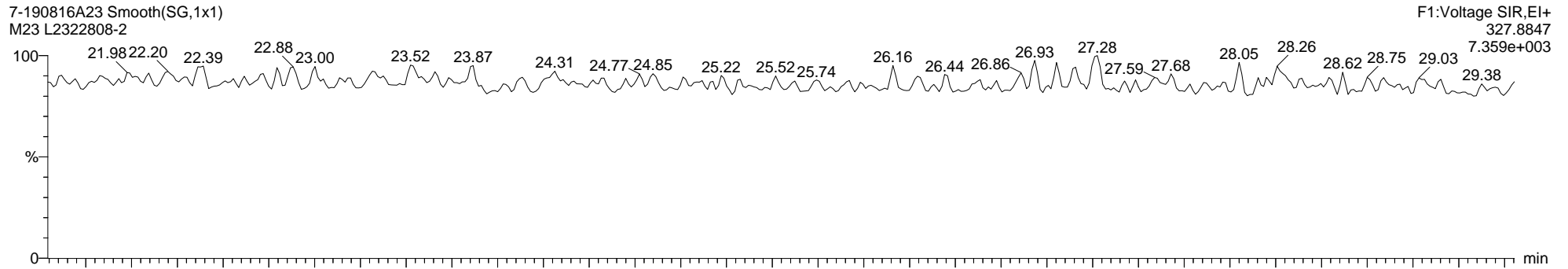
Last Altered: Monday, August 19, 2019 11:56:41 Eastern Daylight Time

Printed: Friday, August 30, 2019 14:35:25 Eastern Daylight Time

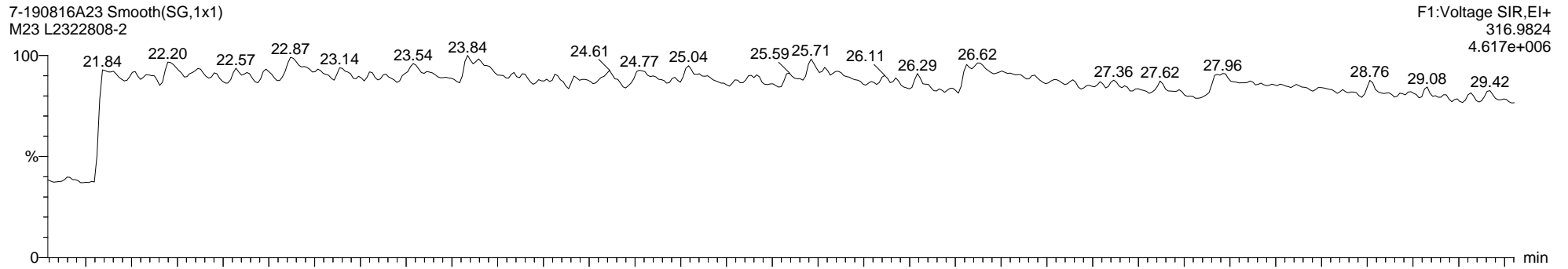
Name: 7-190816A23, Date: 16-Aug-2019, Time: 13:35:40, ID: L2322808-2, Description: M23, Vial: Tray1:19

Totals-37Cl-2378-TCDD

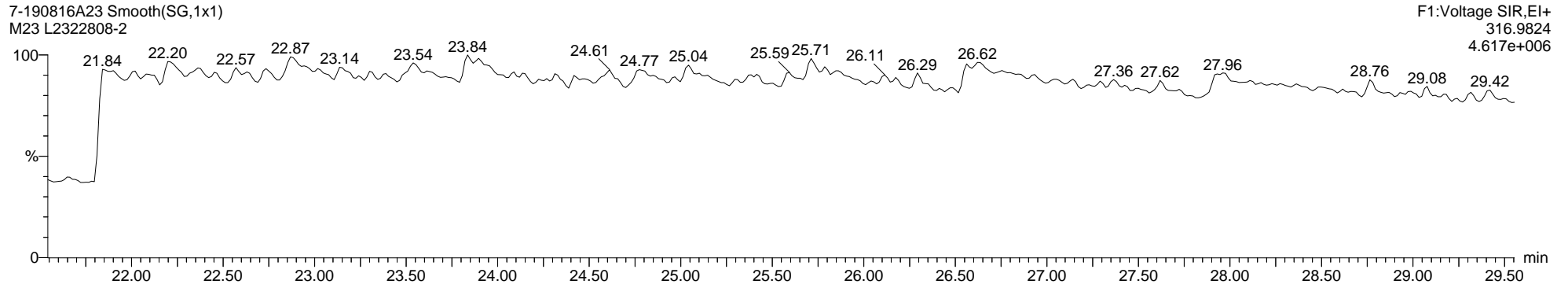
7-190816A23 Smooth(SG,1x1)
M23 L2322808-2



7-190816A23 Smooth(SG,1x1)
M23 L2322808-2



7-190816A23 Smooth(SG,1x1)
M23 L2322808-2



Quantify Sample Report MassLynx MassLynx V4.1 SCN 901

Dataset: C:\MassLynx\Dioxin.PRO\Result Files\7-190816A2-Q2-0816TP.qld

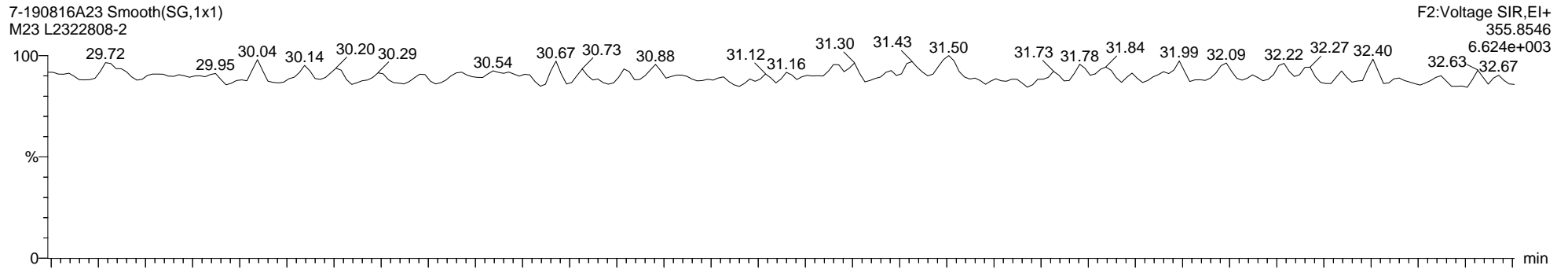
Last Altered: Monday, August 19, 2019 11:56:41 Eastern Daylight Time

Printed: Friday, August 30, 2019 14:35:25 Eastern Daylight Time

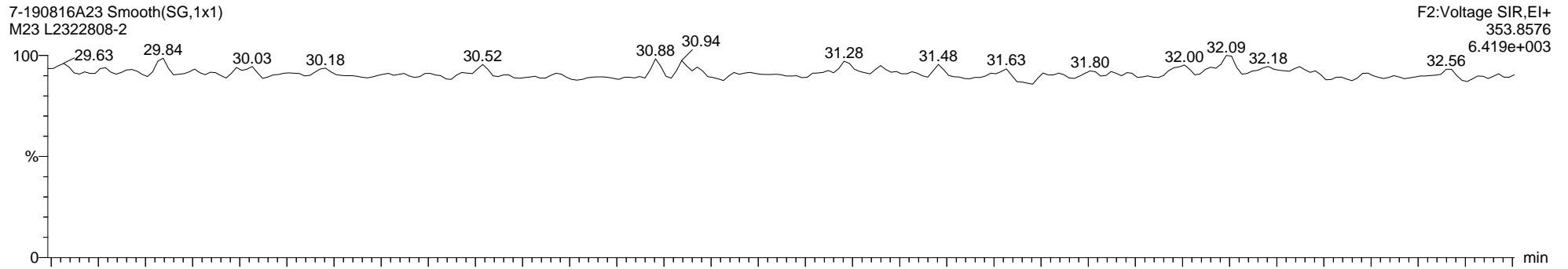
Name: 7-190816A23, Date: 16-Aug-2019, Time: 13:35:40, ID: L2322808-2, Description: M23, Vial: Tray1:19

Total-Pentadioxins

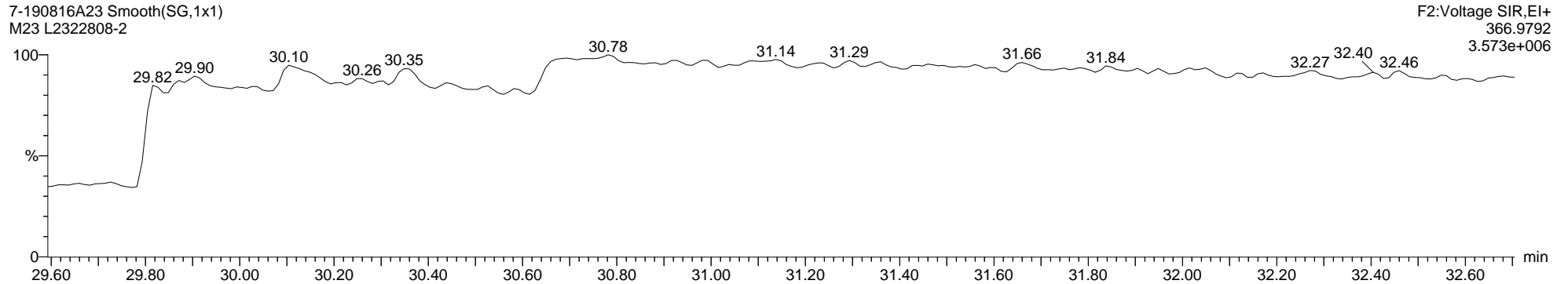
7-190816A23 Smooth(SG,1x1)
M23 L2322808-2



7-190816A23 Smooth(SG,1x1)
M23 L2322808-2



7-190816A23 Smooth(SG,1x1)
M23 L2322808-2



Quantify Sample Report MassLynx MassLynx V4.1 SCN 901

Dataset: C:\MassLynx\Dioxin.PRO\Result Files\7-190816A2-Q2-0816TP.qld

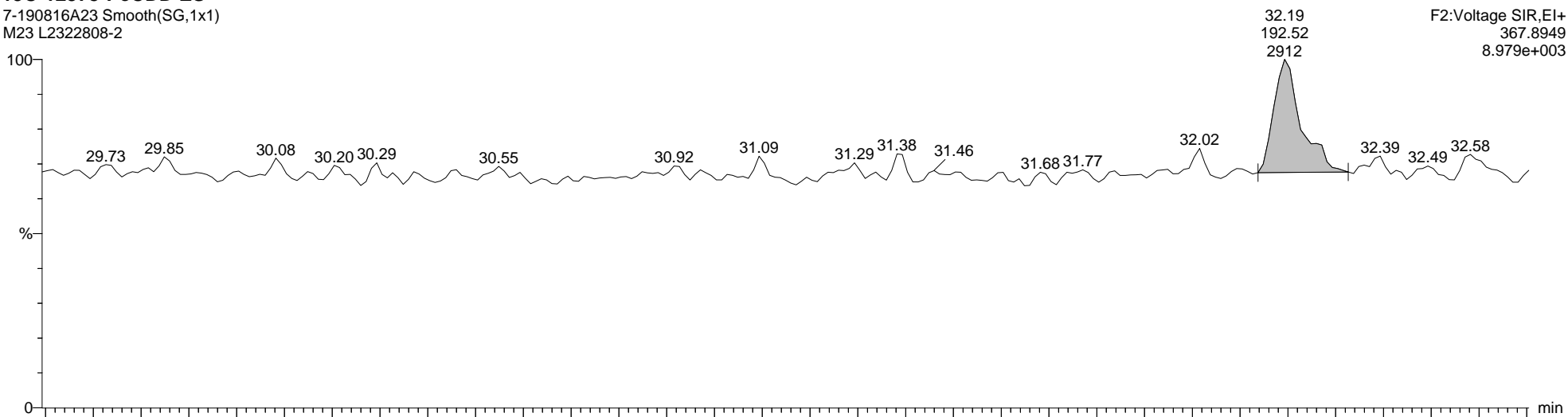
Last Altered: Monday, August 19, 2019 11:56:41 Eastern Daylight Time

Printed: Friday, August 30, 2019 14:35:25 Eastern Daylight Time

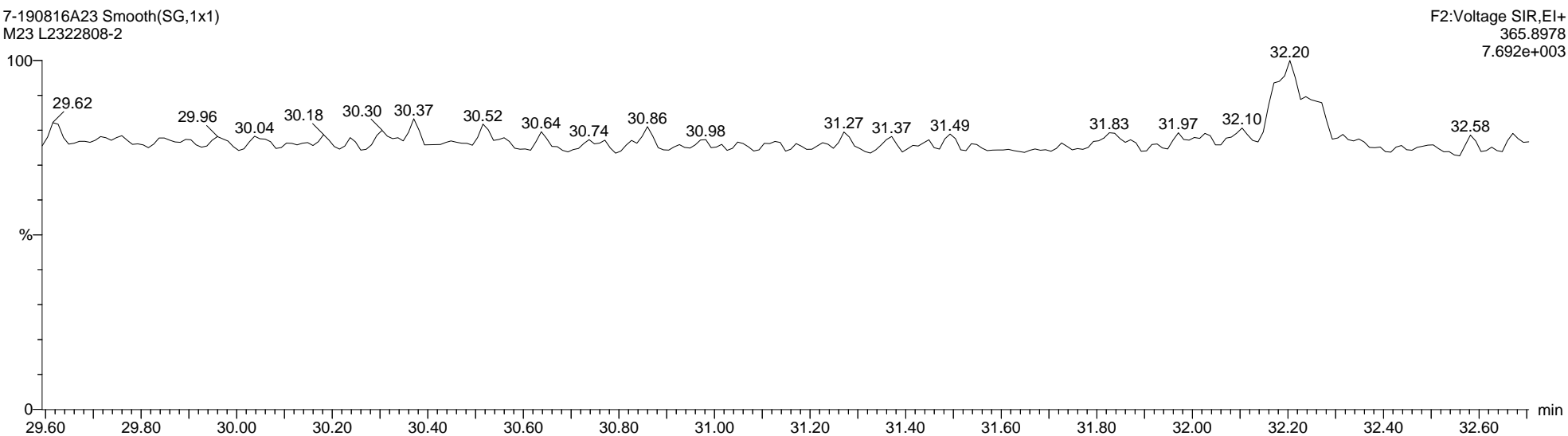
Name: 7-190816A23, Date: 16-Aug-2019, Time: 13:35:40, ID: L2322808-2, Description: M23, Vial: Tray1:19

13C-12378-PeCDD ES

7-190816A23 Smooth(SG,1x1)
M23 L2322808-2



7-190816A23 Smooth(SG,1x1)
M23 L2322808-2



Quantify Sample Report MassLynx MassLynx V4.1 SCN 901

Dataset: C:\MassLynx\Dioxin.PRO\Result Files\7-190816A2-Q2-0816TP.qld

Last Altered: Monday, August 19, 2019 11:56:41 Eastern Daylight Time

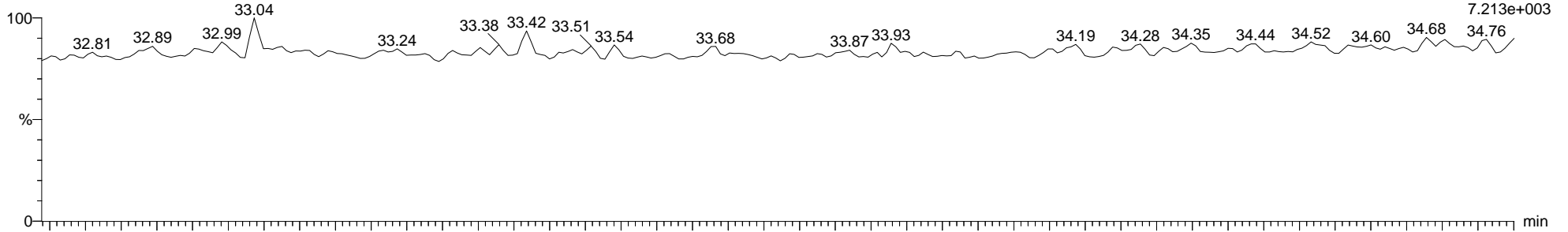
Printed: Friday, August 30, 2019 14:35:25 Eastern Daylight Time

Name: 7-190816A23, Date: 16-Aug-2019, Time: 13:35:40, ID: L2322808-2, Description: M23, Vial: Tray1:19

Total-Hexadioxins

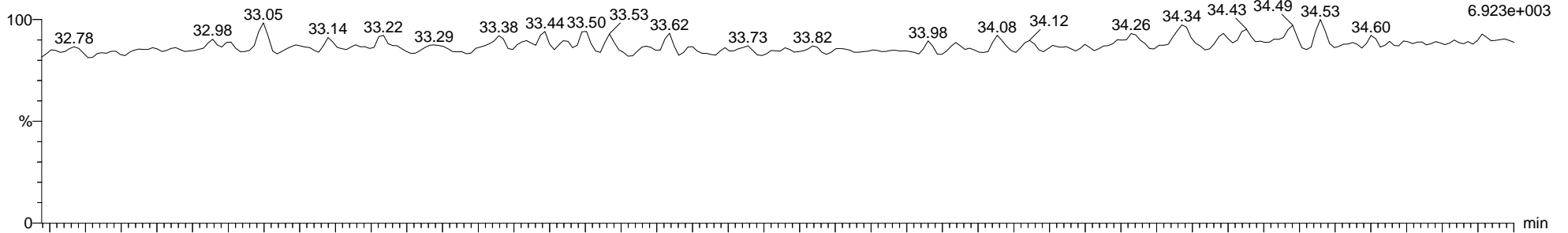
7-190816A23 Smooth(SG,1x1)
M23 L2322808-2

F3:Voltage SIR,EI+
389.8157
7.213e+003



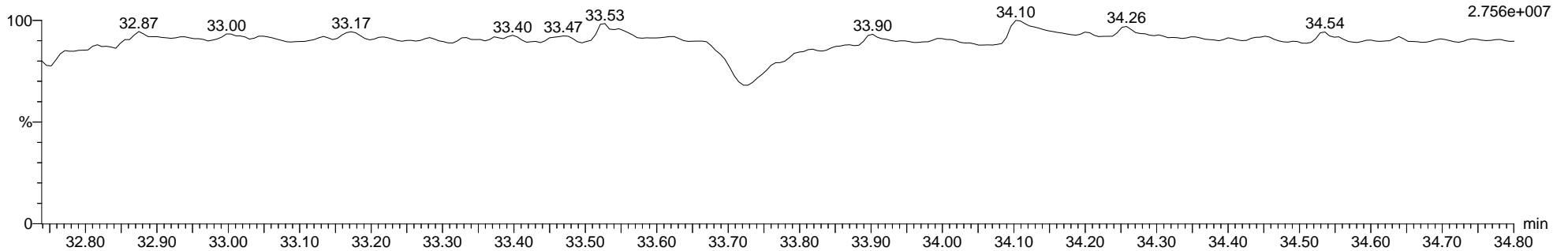
7-190816A23 Smooth(SG,1x1)
M23 L2322808-2

F3:Voltage SIR,EI+
391.8127
6.923e+003



7-190816A23 Smooth(SG,1x1)
M23 L2322808-2

F3:Voltage SIR,EI+
380.9760
2.756e+007



Quantify Sample Report

MassLynx MassLynx V4.1 SCN 901

Dataset: C:\MassLynx\Dioxin.PRO\Result Files\7-190816A2-Q2-0816TP.qld

Last Altered: Monday, August 19, 2019 11:56:41 Eastern Daylight Time

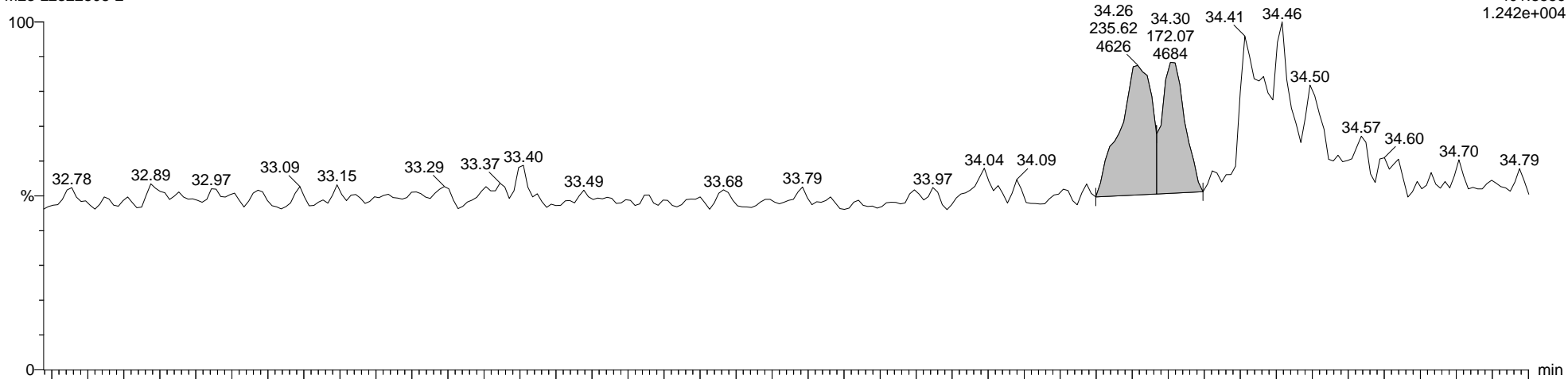
Printed: Friday, August 30, 2019 14:35:25 Eastern Daylight Time

Name: 7-190816A23, Date: 16-Aug-2019, Time: 13:35:40, ID: L2322808-2, Description: M23, Vial: Tray1:19

13C-123678-HxCDD ES

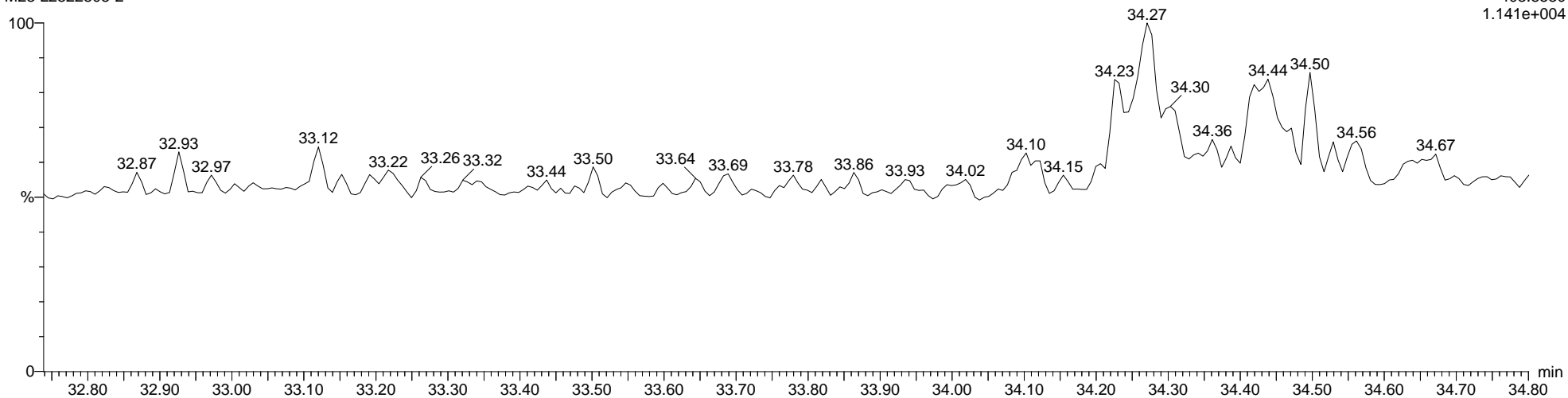
7-190816A23 Smooth(SG,1x1)
M23 L2322808-2

F3:Voltage SIR,EI+
401.8559
1.242e+004



7-190816A23 Smooth(SG,1x1)
M23 L2322808-2

F3:Voltage SIR,EI+
403.8530
1.141e+004



Quantify Sample Report MassLynx MassLynx V4.1 SCN 901

Dataset: C:\MassLynx\Dioxin.PRO\Result Files\7-190816A2-Q2-0816TP.qld

Last Altered: Monday, August 19, 2019 11:56:41 Eastern Daylight Time

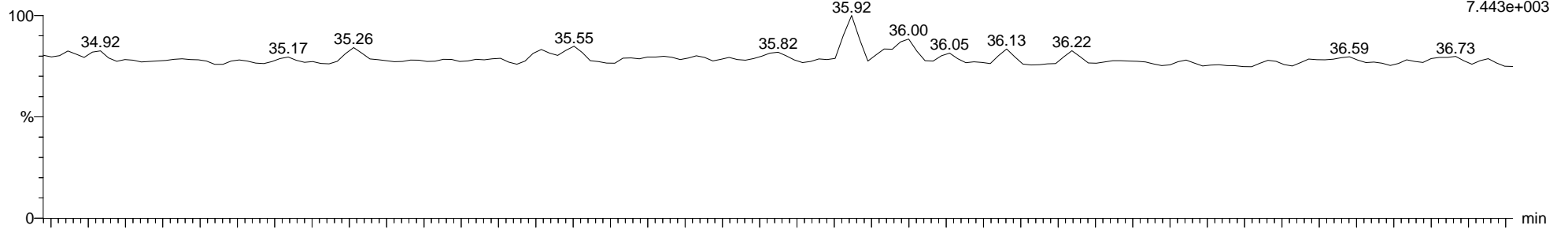
Printed: Friday, August 30, 2019 14:35:25 Eastern Daylight Time

Name: 7-190816A23, Date: 16-Aug-2019, Time: 13:35:40, ID: L2322808-2, Description: M23, Vial: Tray1:19

Total-Heptadioxins

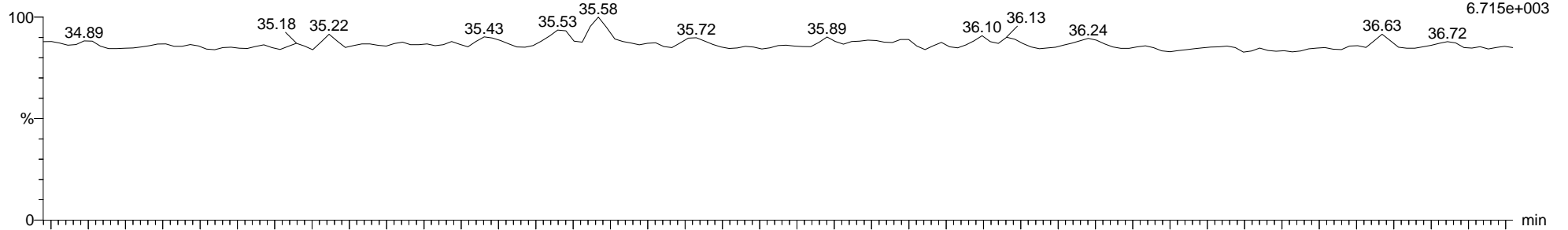
7-190816A23 Smooth(SG,1x1)
M23 L2322808-2

F4:Voltage SIR,EI+
423.7766
7.443e+003



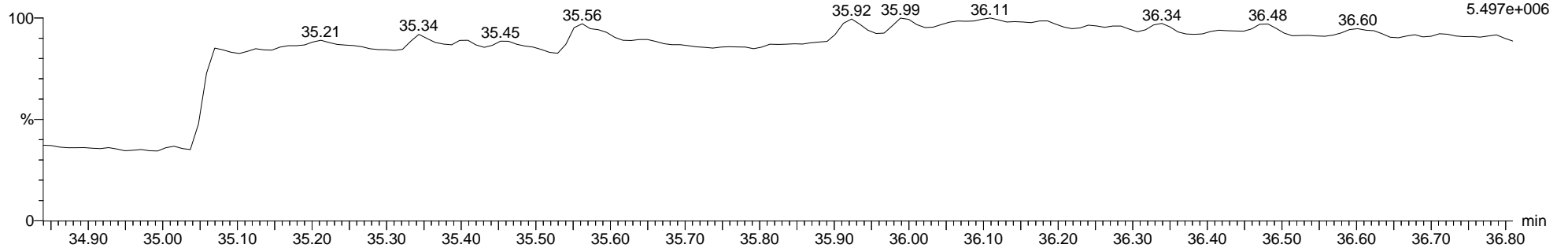
7-190816A23 Smooth(SG,1x1)
M23 L2322808-2

F4:Voltage SIR,EI+
425.7737
6.715e+003



7-190816A23 Smooth(SG,1x1)
M23 L2322808-2

F4:Voltage SIR,EI+
454.9728
5.497e+006



Dataset: C:\MassLynx\Dioxin.PRO\Result Files\7-190816A2-Q2-0816TP.qld

Last Altered: Monday, August 19, 2019 11:56:41 Eastern Daylight Time

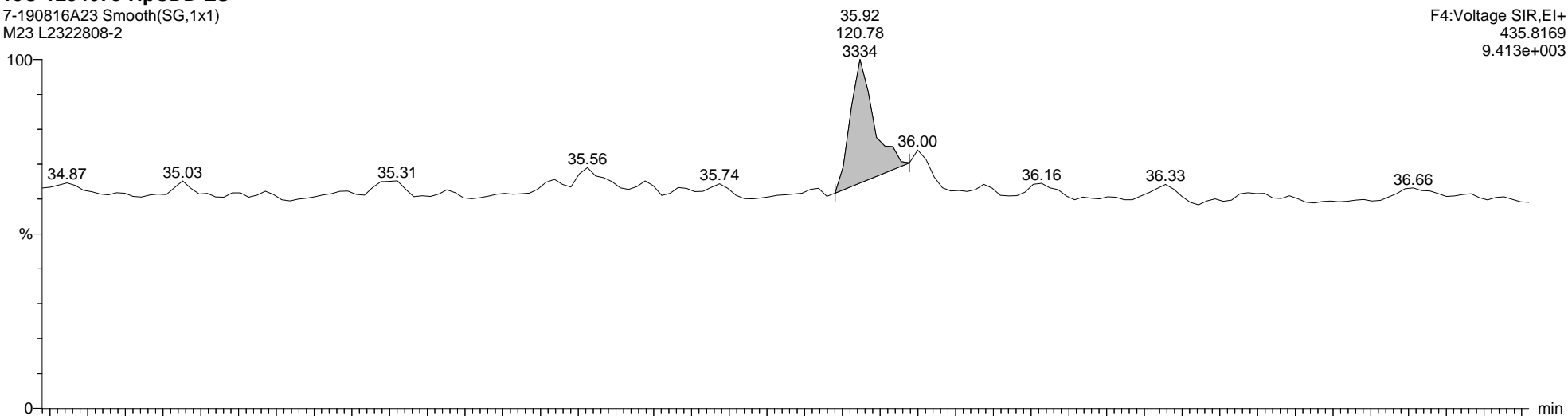
Printed: Friday, August 30, 2019 14:35:25 Eastern Daylight Time

Name: 7-190816A23, Date: 16-Aug-2019, Time: 13:35:40, ID: L2322808-2, Description: M23, Vial: Tray1:19

13C-1234678-HpCDD ES

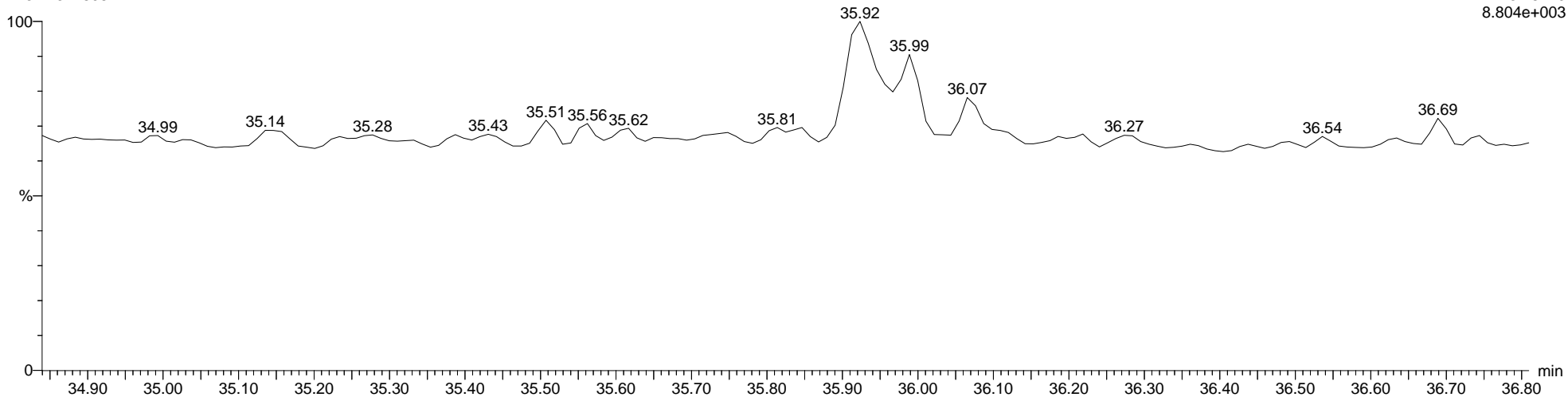
7-190816A23 Smooth(SG,1x1)
M23 L2322808-2

F4:Voltage SIR,EI+
435.8169
9.413e+003



7-190816A23 Smooth(SG,1x1)
M23 L2322808-2

F4:Voltage SIR,EI+
437.8140
8.804e+003



Quantify Sample Report

MassLynx MassLynx V4.1 SCN 901

Dataset: C:\MassLynx\Dioxin.PRO\Result Files\7-190816A2-Q2-0816TP.qld

Last Altered: Monday, August 19, 2019 11:56:41 Eastern Daylight Time

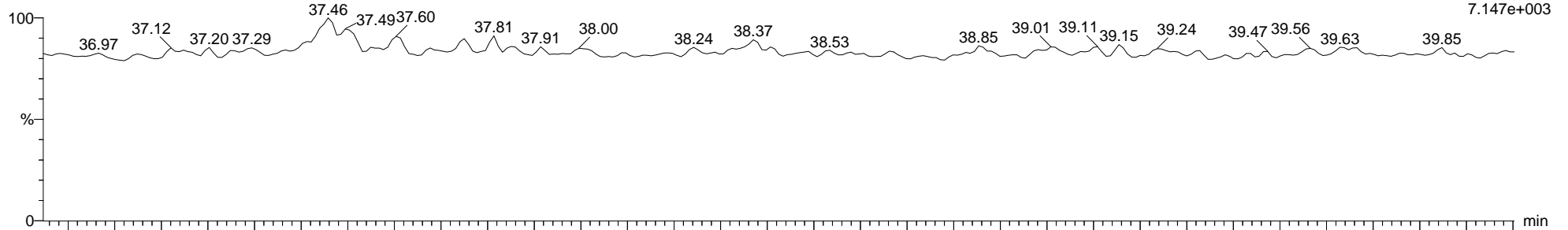
Printed: Friday, August 30, 2019 14:35:25 Eastern Daylight Time

Name: 7-190816A23, Date: 16-Aug-2019, Time: 13:35:40, ID: L2322808-2, Description: M23, Vial: Tray1:19

Total-OCDD

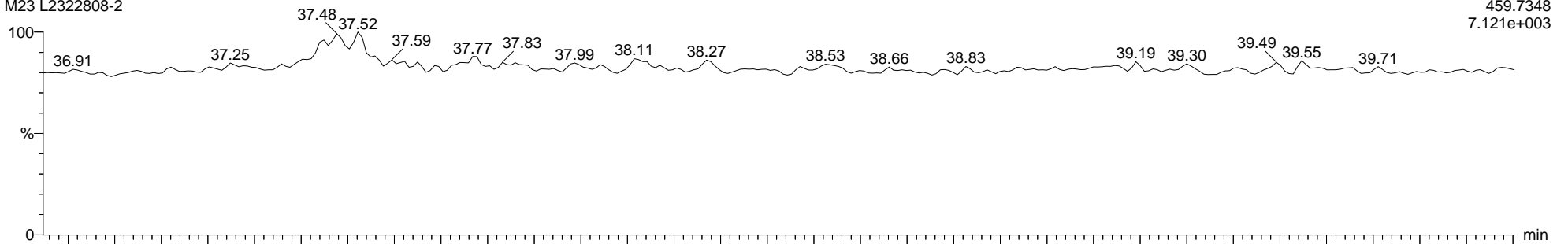
7-190816A23 Smooth(SG,1x1)
M23 L2322808-2

F5:Voltage SIR,EI+
457.7377
7.147e+003



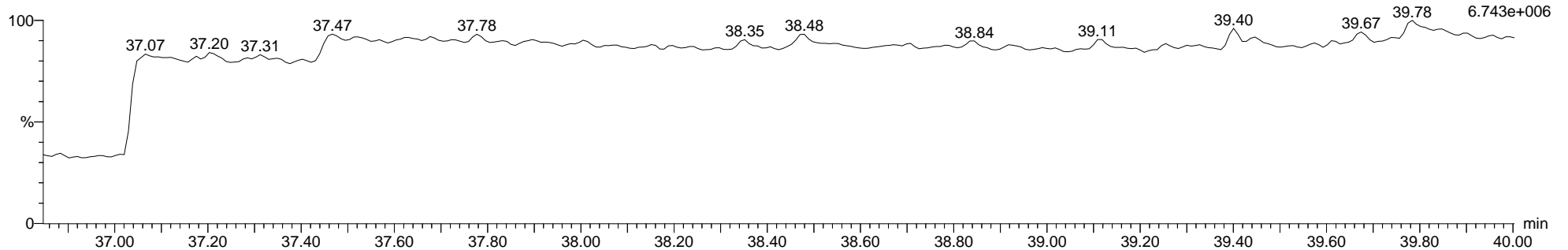
7-190816A23 Smooth(SG,1x1)
M23 L2322808-2

F5:Voltage SIR,EI+
459.7348
7.121e+003



7-190816A23 Smooth(SG,1x1)
M23 L2322808-2

F5:Voltage SIR,EI+
454.9728
6.743e+006



Quantify Sample Report

MassLynx MassLynx V4.1 SCN 901

Dataset: C:\MassLynx\Dioxin.PRO\Result Files\7-190816A2-Q2-0816TP.qld

Last Altered: Monday, August 19, 2019 11:56:41 Eastern Daylight Time

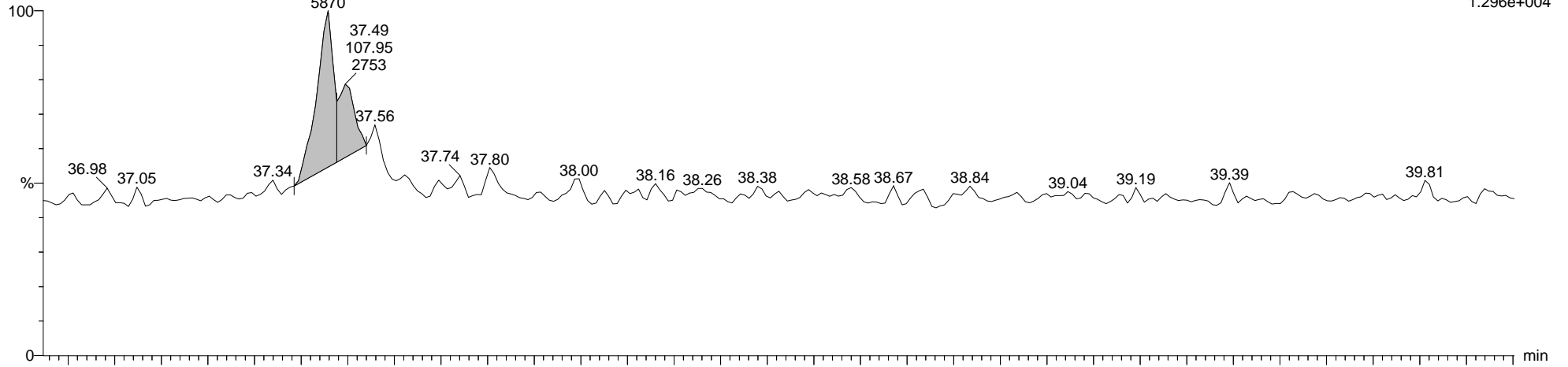
Printed: Friday, August 30, 2019 14:35:25 Eastern Daylight Time

Name: 7-190816A23, Date: 16-Aug-2019, Time: 13:35:40, ID: L2322808-2, Description: M23, Vial: Tray1:19

13C-OCDD ES

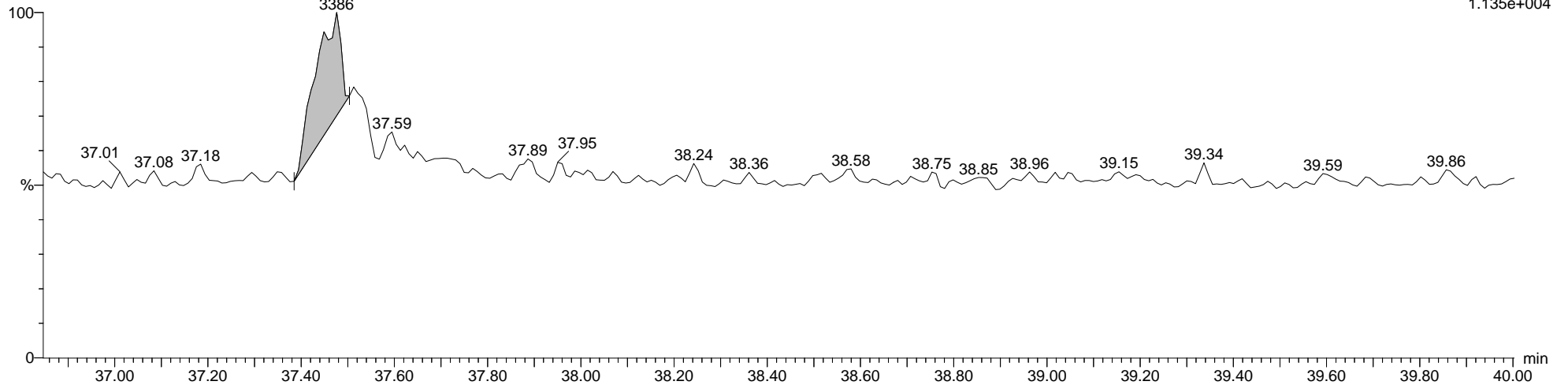
7-190816A23 Smooth(SG,1x1)
M23 L2322808-2

F5:Voltage SIR,EI+
469.7779
1.296e+004



7-190816A23 Smooth(SG,1x1)
M23 L2322808-2

F5:Voltage SIR,EI+
471.7750
1.135e+004



Quantify Sample Report MassLynx MassLynx V4.1 SCN 901

Dataset: C:\MassLynx\Dioxin.PRO\Result Files\7-190816A2-Q2-0816TP.qld

Last Altered: Monday, August 19, 2019 11:56:41 Eastern Daylight Time

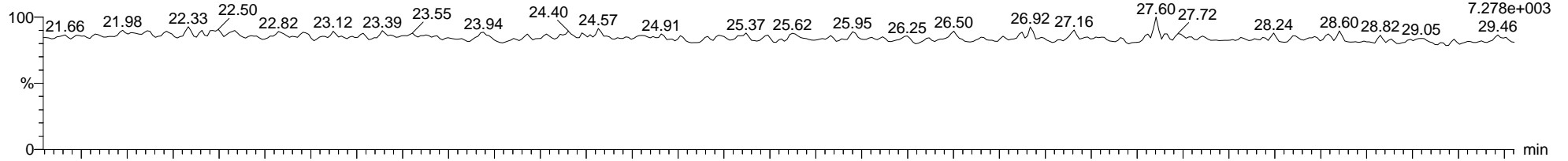
Printed: Friday, August 30, 2019 14:35:25 Eastern Daylight Time

Name: 7-190816A23, Date: 16-Aug-2019, Time: 13:35:40, ID: L2322808-2, Description: M23, Vial: Tray1:19

Total-Tetrafurans

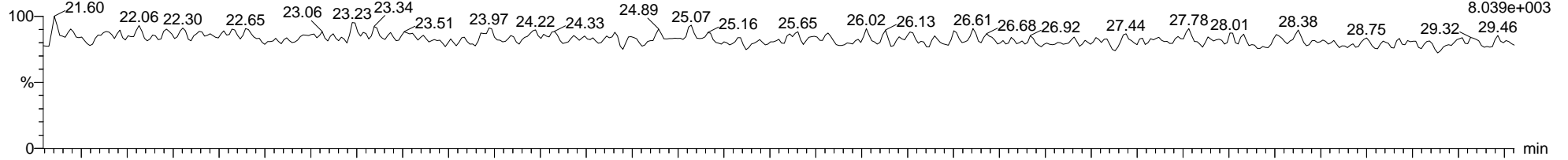
7-190816A23 Smooth(SG,1x1)
M23 L2322808-2

F1:Voltage SIR,EI+
303.9016
7.278e+003



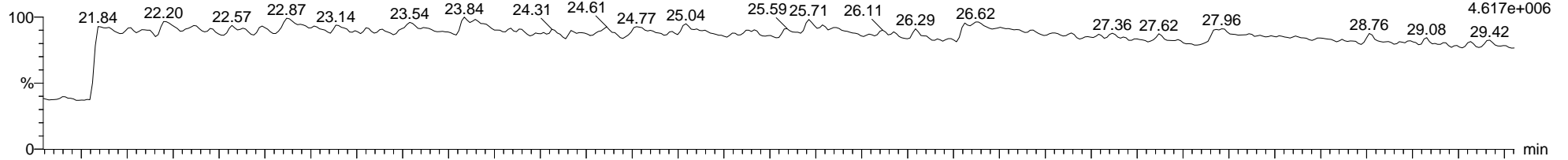
7-190816A23 Smooth(SG,1x1)
M23 L2322808-2

F1:Voltage SIR,EI+
305.8987
8.039e+003



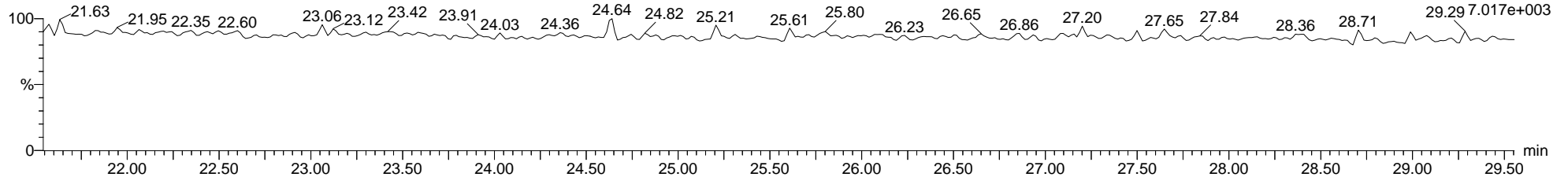
7-190816A23 Smooth(SG,1x1)
M23 L2322808-2

F1:Voltage SIR,EI+
316.9824
4.617e+006



7-190816A23 Smooth(SG,1x1)
M23 L2322808-2

F1:Voltage SIR,EI+
375.8364
7.017e+003



Quantify Sample Report MassLynx MassLynx V4.1 SCN 901

Dataset: C:\MassLynx\Dioxin.PRO\Result Files\7-190816A2-Q2-0816TP.qld

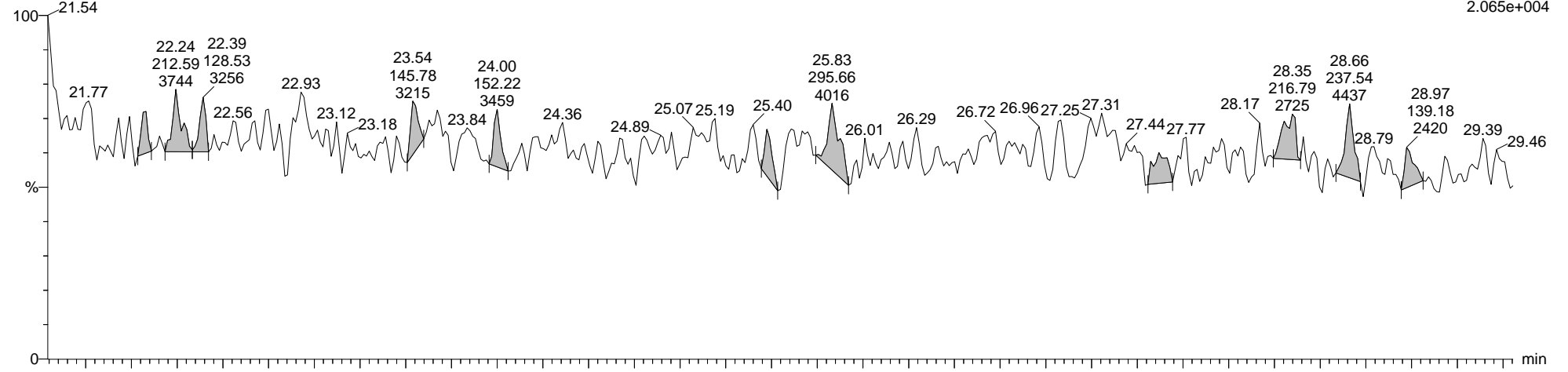
Last Altered: Monday, August 19, 2019 11:56:41 Eastern Daylight Time
Printed: Friday, August 30, 2019 14:35:25 Eastern Daylight Time

Name: 7-190816A23, Date: 16-Aug-2019, Time: 13:35:40, ID: L2322808-2, Description: M23, Vial: Tray1:19

13C-2378-TCDF ES

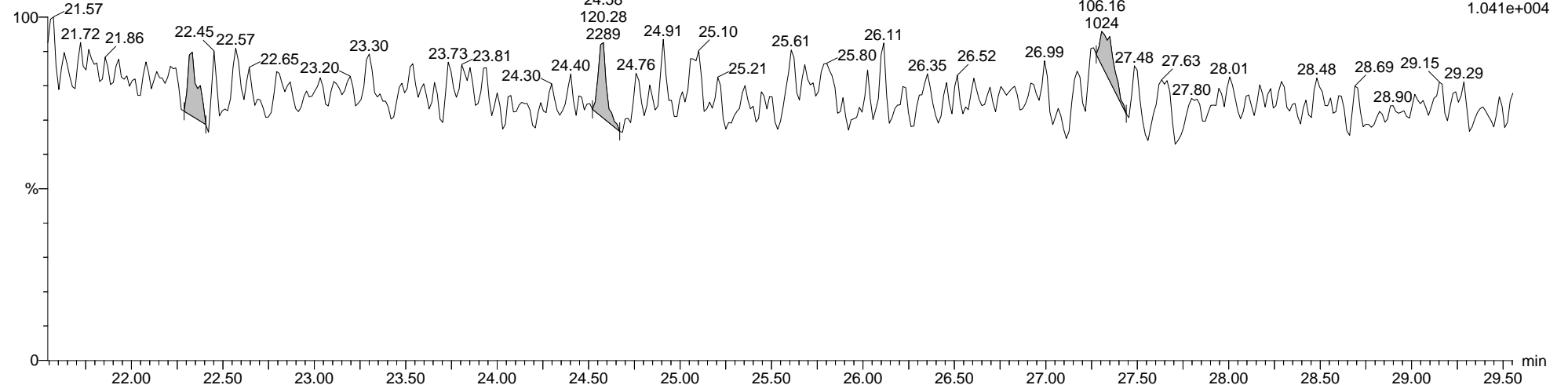
7-190816A23 Smooth(SG,1x1)
M23 L2322808-2

F1:Voltage SIR,EI+
315.9419
2.065e+004



7-190816A23 Smooth(SG,1x1)
M23 L2322808-2

F1:Voltage SIR,EI+
317.9389
1.041e+004



Quantify Sample Report MassLynx MassLynx V4.1 SCN 901

Dataset: C:\MassLynx\Dioxin.PRO\Result Files\7-190816A2-Q2-0816TP.qld

Last Altered: Monday, August 19, 2019 11:56:41 Eastern Daylight Time

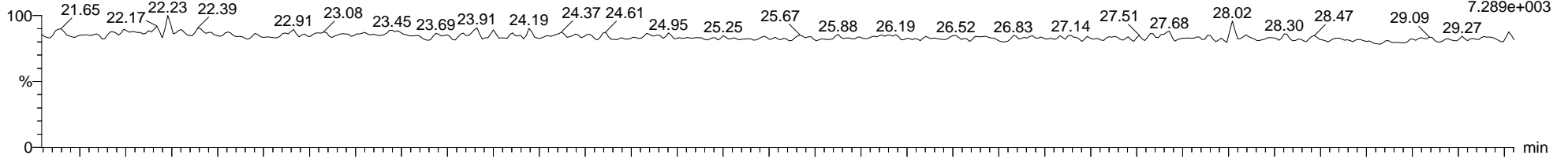
Printed: Friday, August 30, 2019 14:35:25 Eastern Daylight Time

Name: 7-190816A23, Date: 16-Aug-2019, Time: 13:35:40, ID: L2322808-2, Description: M23, Vial: Tray1:19

Total-PeCDF-F1

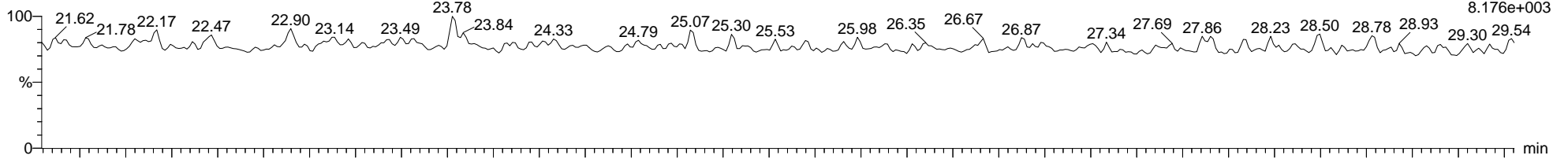
7-190816A23 Smooth(SG,1x1)
M23 L2322808-2

F1:Voltage SIR,EI+
339.8597
7.289e+003



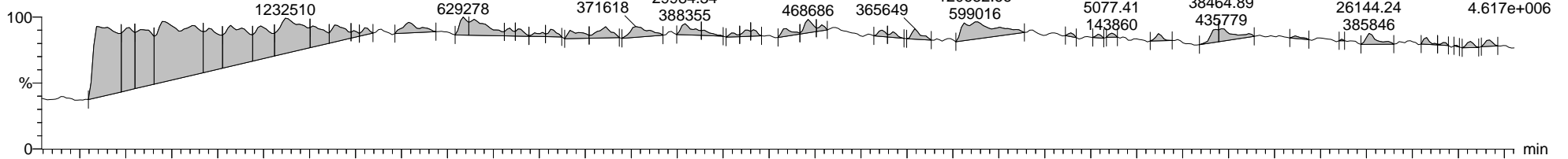
7-190816A23 Smooth(SG,1x1)
M23 L2322808-2

F1:Voltage SIR,EI+
341.8567
8.176e+003



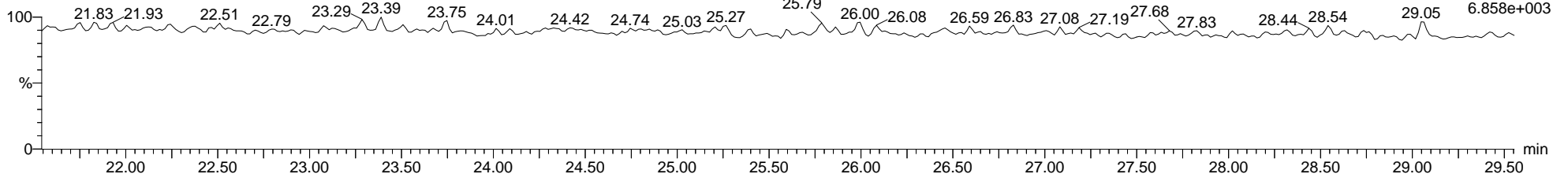
7-190816A23 Smooth(SG,1x1)
M23 L2322808-2

F1:Voltage SIR,EI+
316.9824
4.617e+006



7-190816A23 Smooth(SG,1x1)
M23 L2322808-2

F1:Voltage SIR,EI+
409.7974
6.858e+003



Quantify Sample Report MassLynx MassLynx V4.1 SCN 901

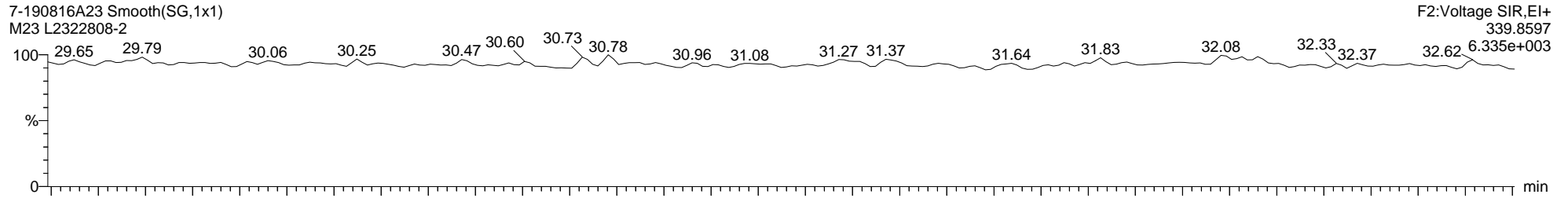
Dataset: C:\MassLynx\Dioxin.PRO\Result Files\7-190816A2-Q2-0816TP.qld

Last Altered: Monday, August 19, 2019 11:56:41 Eastern Daylight Time
Printed: Friday, August 30, 2019 14:35:25 Eastern Daylight Time

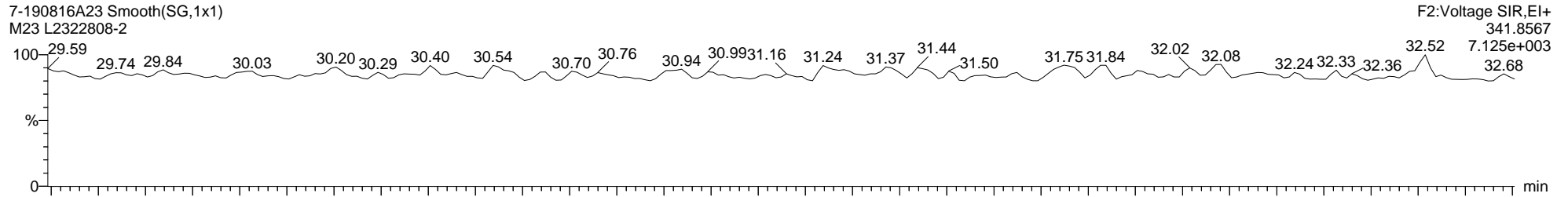
Name: 7-190816A23, Date: 16-Aug-2019, Time: 13:35:40, ID: L2322808-2, Description: M23, Vial: Tray1:19

Total-Pentafurans

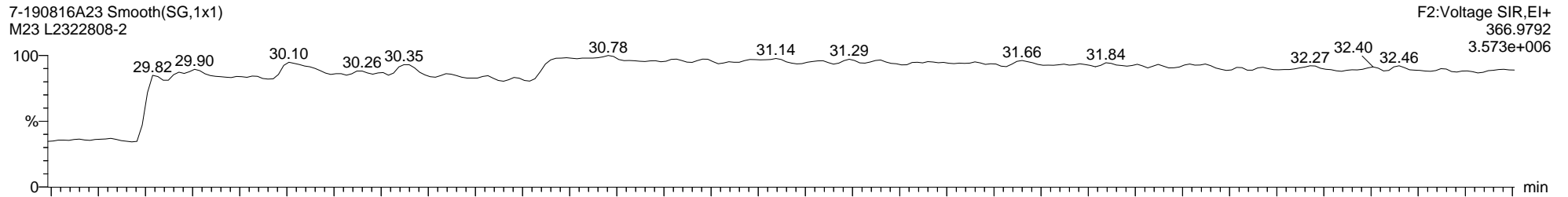
7-190816A23 Smooth(SG,1x1)
M23 L2322808-2



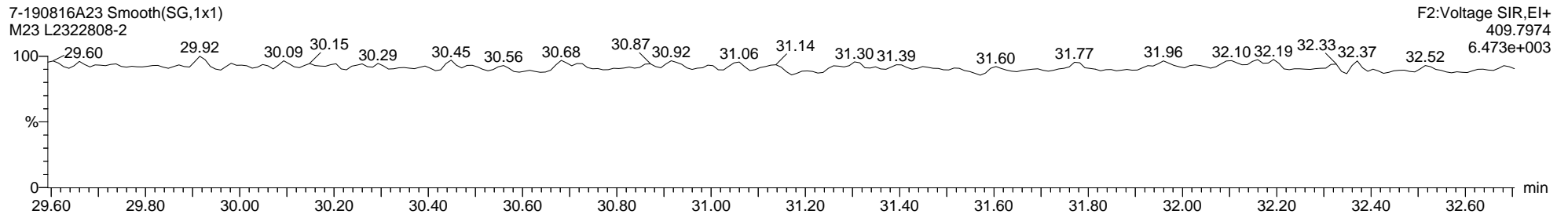
7-190816A23 Smooth(SG,1x1)
M23 L2322808-2



7-190816A23 Smooth(SG,1x1)
M23 L2322808-2



7-190816A23 Smooth(SG,1x1)
M23 L2322808-2



Quantify Sample Report

MassLynx MassLynx V4.1 SCN 901

Dataset: C:\MassLynx\Dioxin.PRO\Result Files\7-190816A2-Q2-0816TP.qld

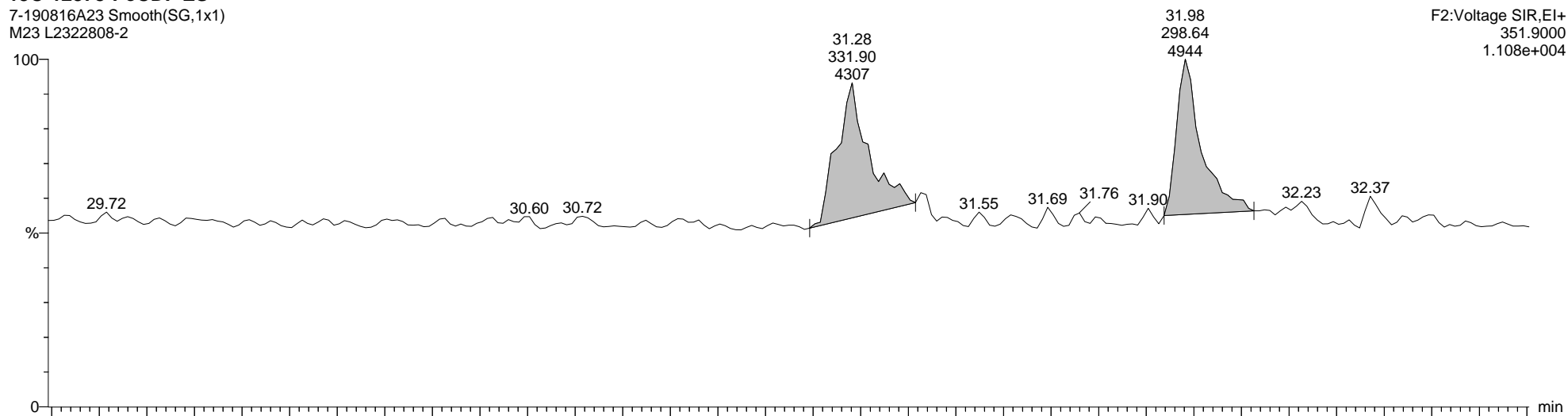
Last Altered: Monday, August 19, 2019 11:56:41 Eastern Daylight Time

Printed: Friday, August 30, 2019 14:35:25 Eastern Daylight Time

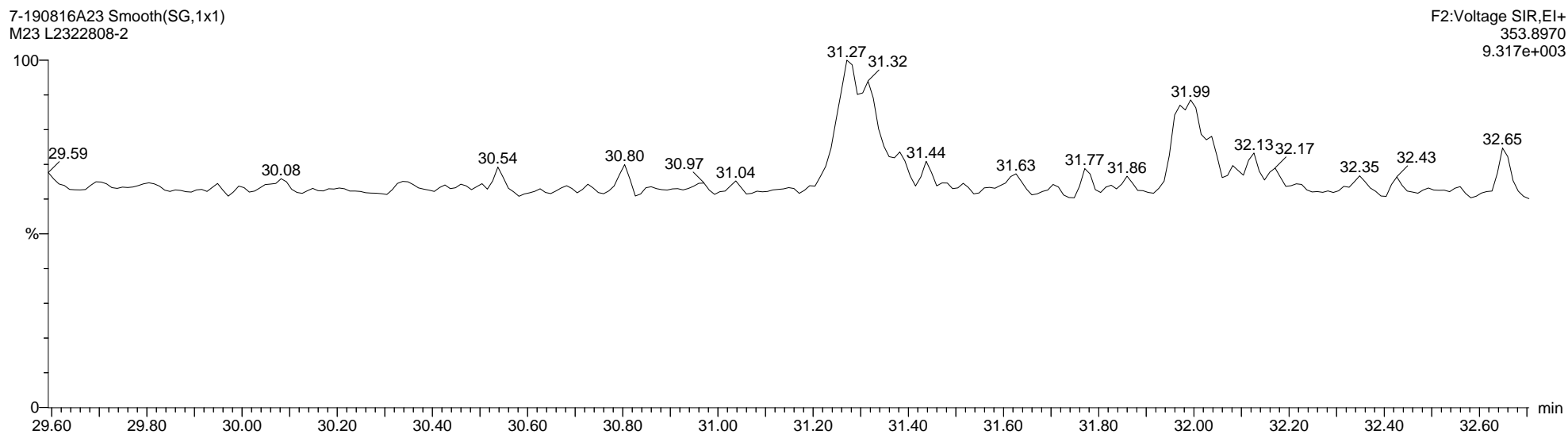
Name: 7-190816A23, Date: 16-Aug-2019, Time: 13:35:40, ID: L2322808-2, Description: M23, Vial: Tray1:19

13C-12378-PeCDF ES

7-190816A23 Smooth(SG,1x1)
M23 L2322808-2



7-190816A23 Smooth(SG,1x1)
M23 L2322808-2



Quantify Sample Report **MassLynx MassLynx V4.1 SCN 901**

Dataset: C:\MassLynx\Dioxin.PRO\Result Files\7-190816A2-Q2-0816TP.qld

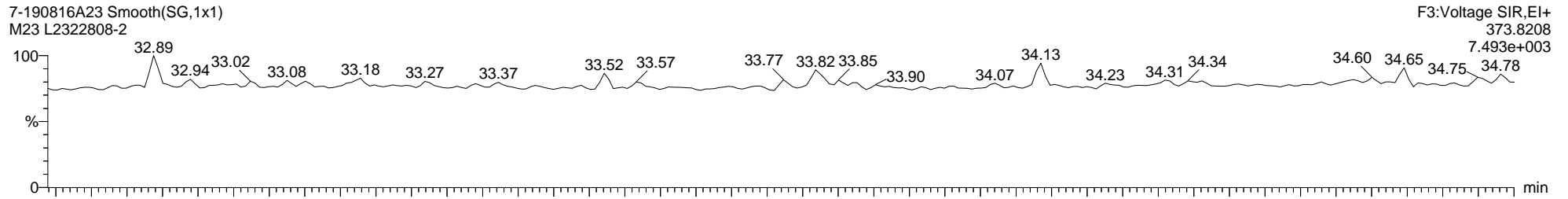
Last Altered: Monday, August 19, 2019 11:56:41 Eastern Daylight Time

Printed: Friday, August 30, 2019 14:35:25 Eastern Daylight Time

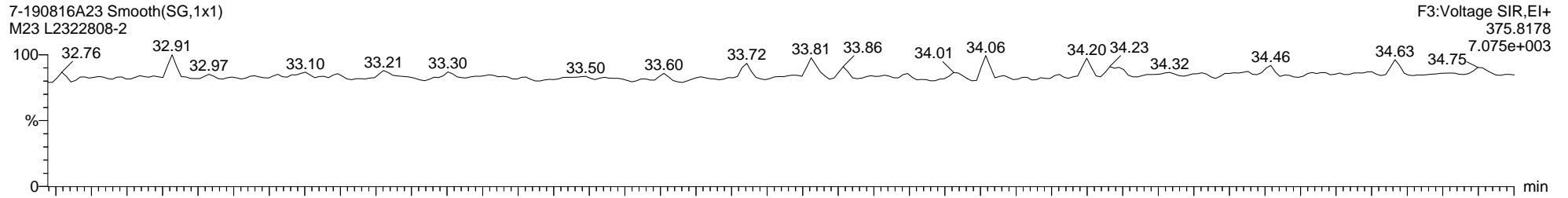
Name: 7-190816A23, Date: 16-Aug-2019, Time: 13:35:40, ID: L2322808-2, Description: M23, Vial: Tray1:19

Total-Hexafurans

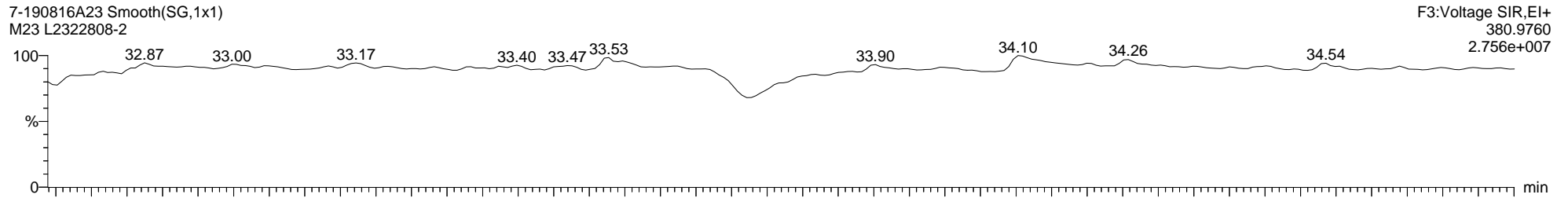
7-190816A23 Smooth(SG,1x1)
M23 L2322808-2



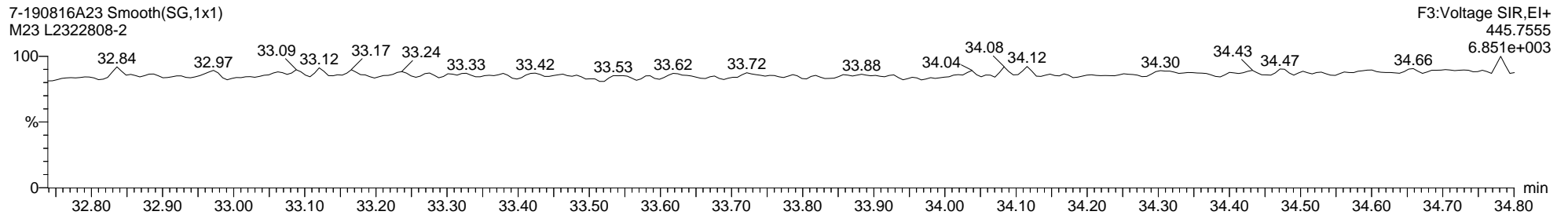
7-190816A23 Smooth(SG,1x1)
M23 L2322808-2



7-190816A23 Smooth(SG,1x1)
M23 L2322808-2



7-190816A23 Smooth(SG,1x1)
M23 L2322808-2



Quantify Sample Report MassLynx MassLynx V4.1 SCN 901

Dataset: C:\MassLynx\Dioxin.PRO\Result Files\7-190816A2-Q2-0816TP.qld

Last Altered: Monday, August 19, 2019 11:56:41 Eastern Daylight Time

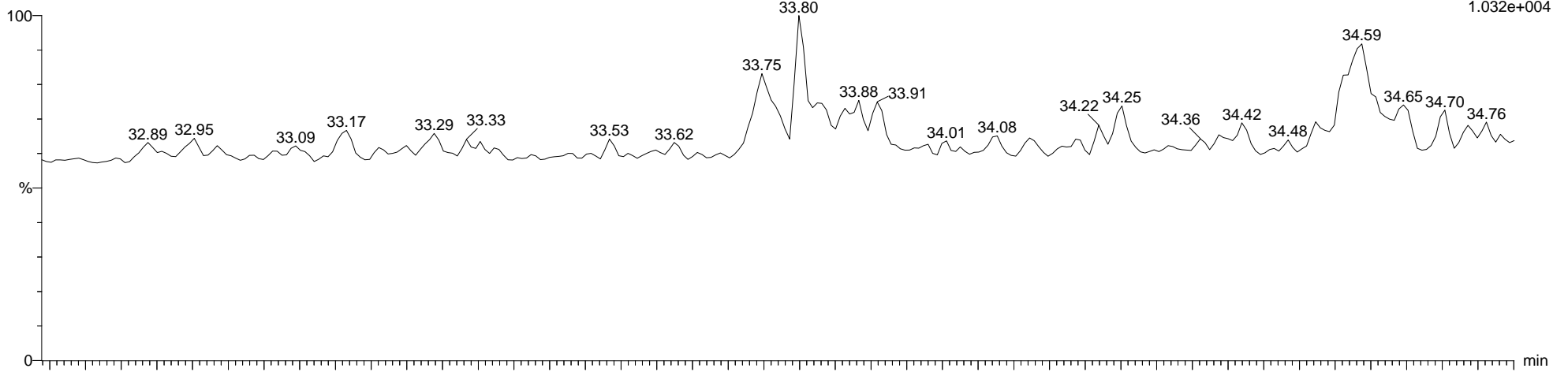
Printed: Friday, August 30, 2019 14:35:25 Eastern Daylight Time

Name: 7-190816A23, Date: 16-Aug-2019, Time: 13:35:40, ID: L2322808-2, Description: M23, Vial: Tray1:19

13C-123678-HxCDF ES

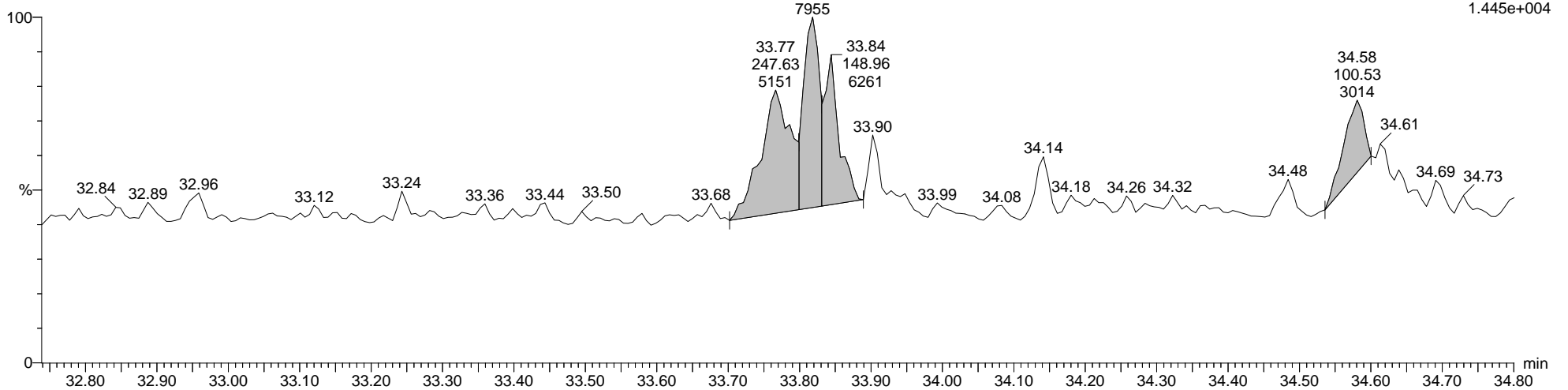
7-190816A23 Smooth(SG,1x1)
M23 L2322808-2

F3:Voltage SIR,EI+
383.8639
1.032e+004



7-190816A23 Smooth(SG,1x1)
M23 L2322808-2

F3:Voltage SIR,EI+
385.8610
1.445e+004



Quantify Sample Report MassLynx MassLynx V4.1 SCN 901

Dataset: C:\MassLynx\Dioxin.PRO\Result Files\7-190816A2-Q2-0816TP.qld

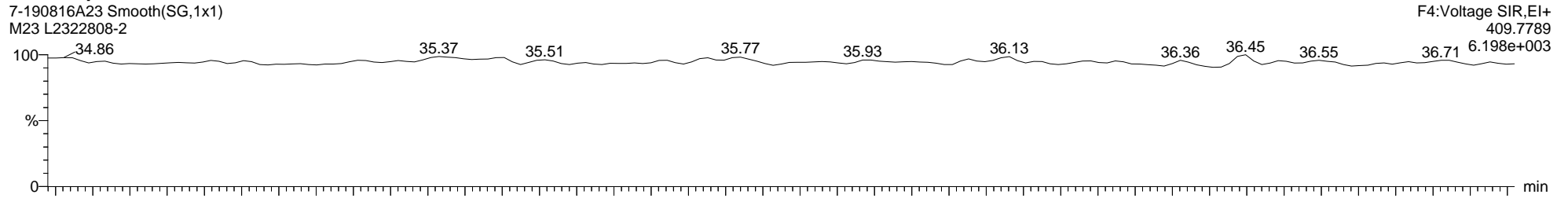
Last Altered: Monday, August 19, 2019 11:56:41 Eastern Daylight Time

Printed: Friday, August 30, 2019 14:35:25 Eastern Daylight Time

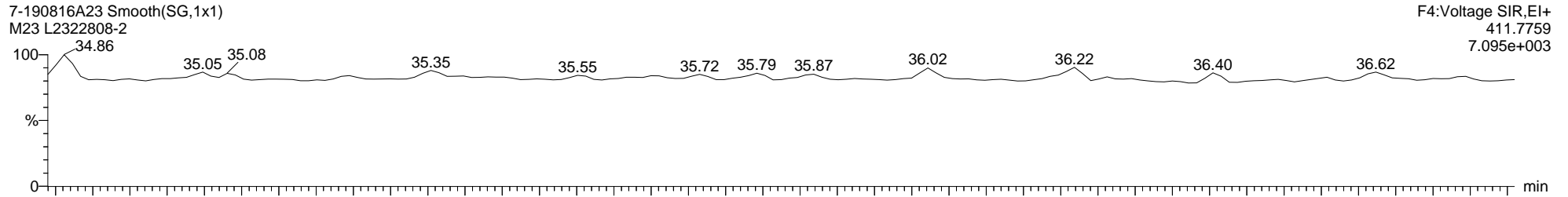
Name: 7-190816A23, Date: 16-Aug-2019, Time: 13:35:40, ID: L2322808-2, Description: M23, Vial: Tray1:19

Total-Heptafurans

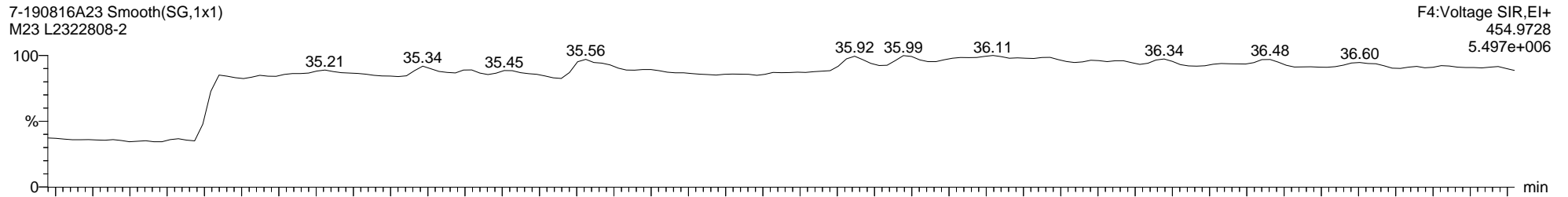
7-190816A23 Smooth(SG,1x1)
M23 L2322808-2



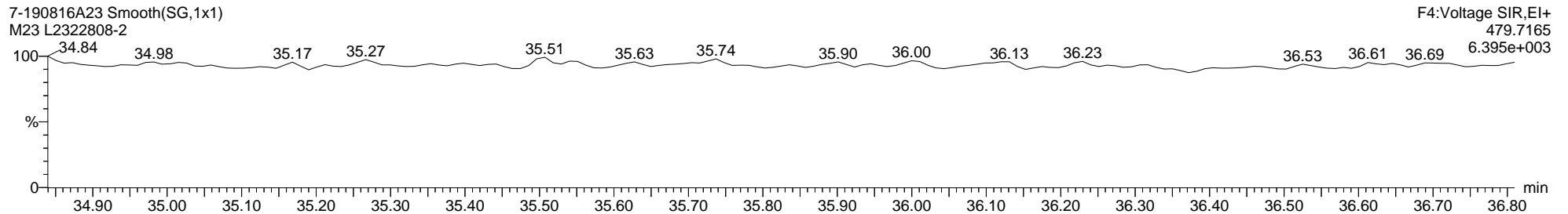
7-190816A23 Smooth(SG,1x1)
M23 L2322808-2



7-190816A23 Smooth(SG,1x1)
M23 L2322808-2



7-190816A23 Smooth(SG,1x1)
M23 L2322808-2



Quantify Sample Report

MassLynx MassLynx V4.1 SCN 901

Dataset: C:\MassLynx\Dioxin.PRO\Result Files\7-190816A2-Q2-0816TP.qld

Last Altered: Monday, August 19, 2019 11:56:41 Eastern Daylight Time

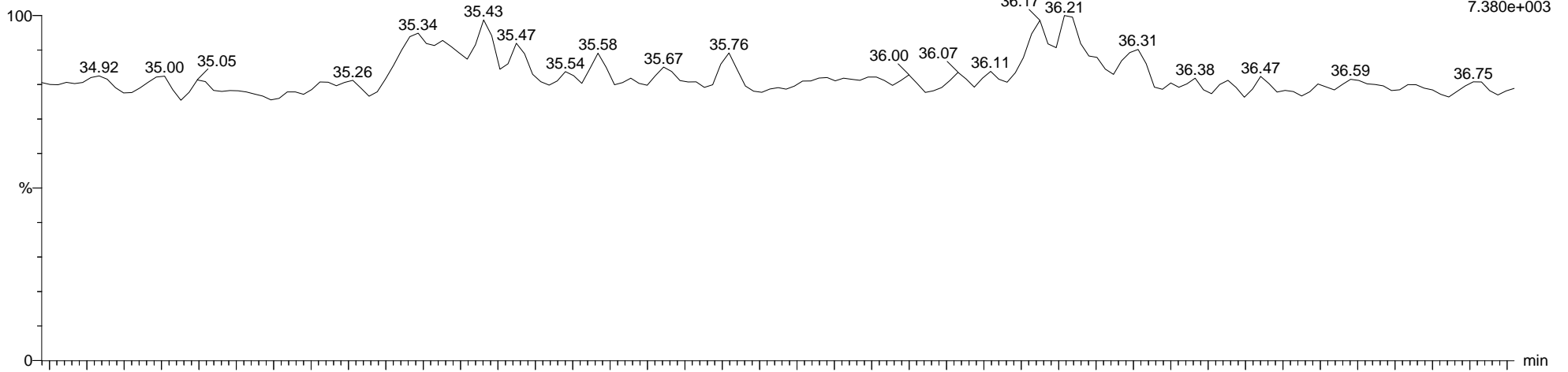
Printed: Friday, August 30, 2019 14:35:25 Eastern Daylight Time

Name: 7-190816A23, Date: 16-Aug-2019, Time: 13:35:40, ID: L2322808-2, Description: M23, Vial: Tray1:19

13C-1234678-HpCDF ES

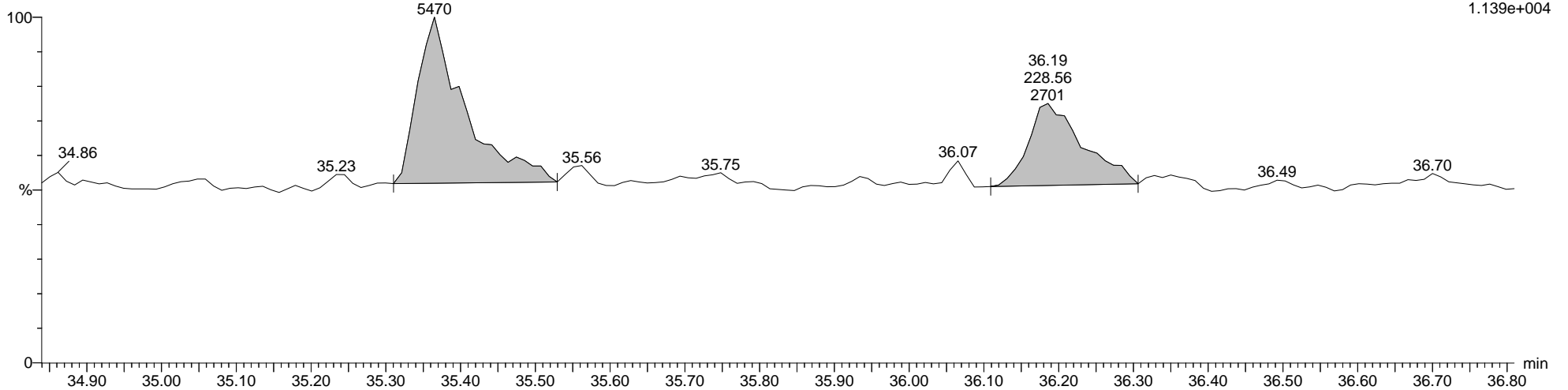
7-190816A23 Smooth(SG,1x1)
M23 L2322808-2

F4:Voltage SIR,EI+
417.8253
7.380e+003



7-190816A23 Smooth(SG,1x1)
M23 L2322808-2

F4:Voltage SIR,EI+
419.8220
1.139e+004



Quantify Sample Report MassLynx MassLynx V4.1 SCN 901

Dataset: C:\MassLynx\Dioxin.PRO\Result Files\7-190816A2-Q2-0816TP.qld

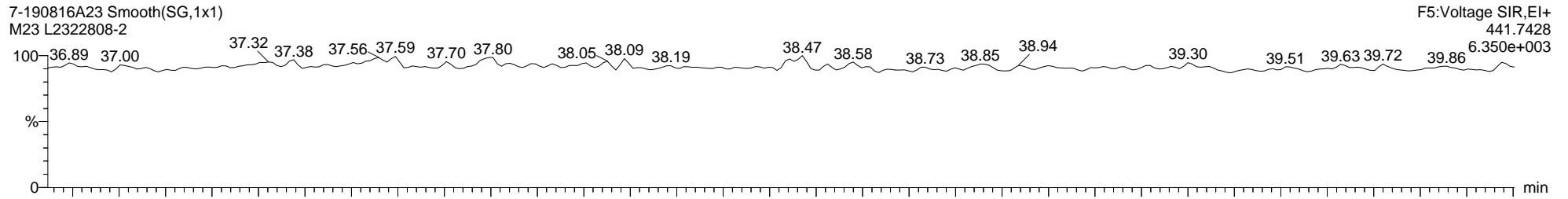
Last Altered: Monday, August 19, 2019 11:56:41 Eastern Daylight Time

Printed: Friday, August 30, 2019 14:35:25 Eastern Daylight Time

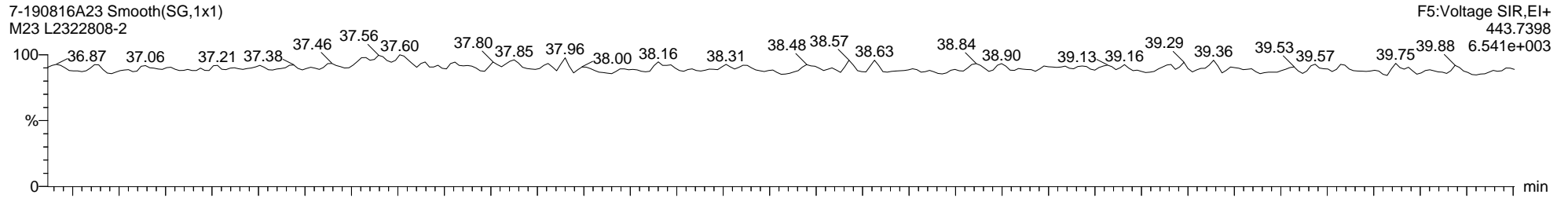
Name: 7-190816A23, Date: 16-Aug-2019, Time: 13:35:40, ID: L2322808-2, Description: M23, Vial: Tray1:19

Totals-OCDF

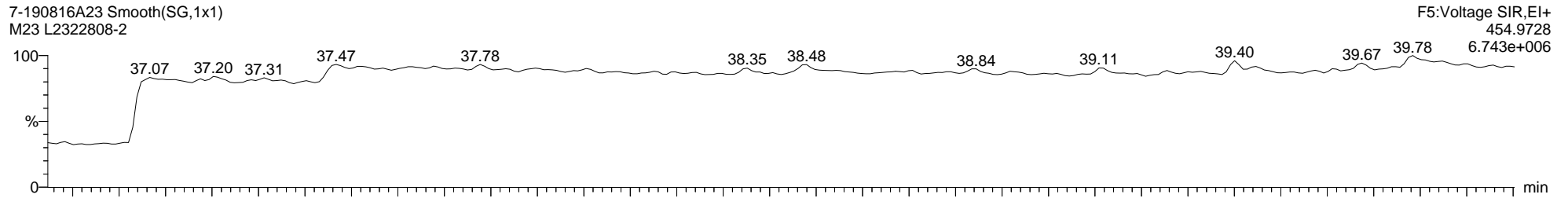
7-190816A23 Smooth(SG,1x1)
M23 L2322808-2



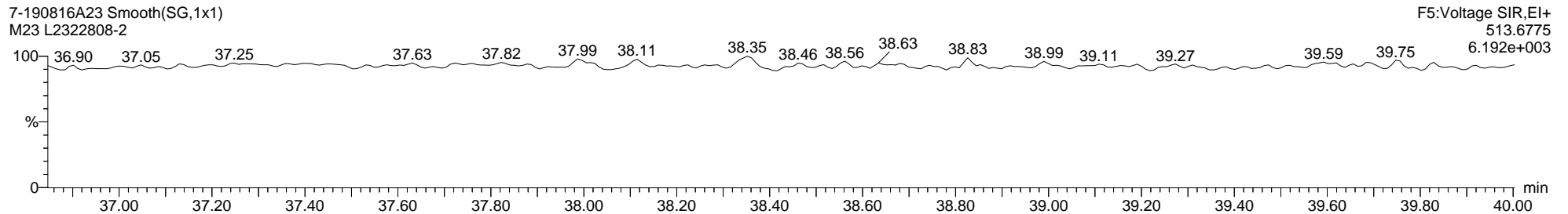
7-190816A23 Smooth(SG,1x1)
M23 L2322808-2



7-190816A23 Smooth(SG,1x1)
M23 L2322808-2



7-190816A23 Smooth(SG,1x1)
M23 L2322808-2



Quantify Sample Report

MassLynx MassLynx V4.1 SCN 901

Dataset: C:\MassLynx\Dioxin.PRO\Result Files\7-190816A2-Q2-0816TP.qld

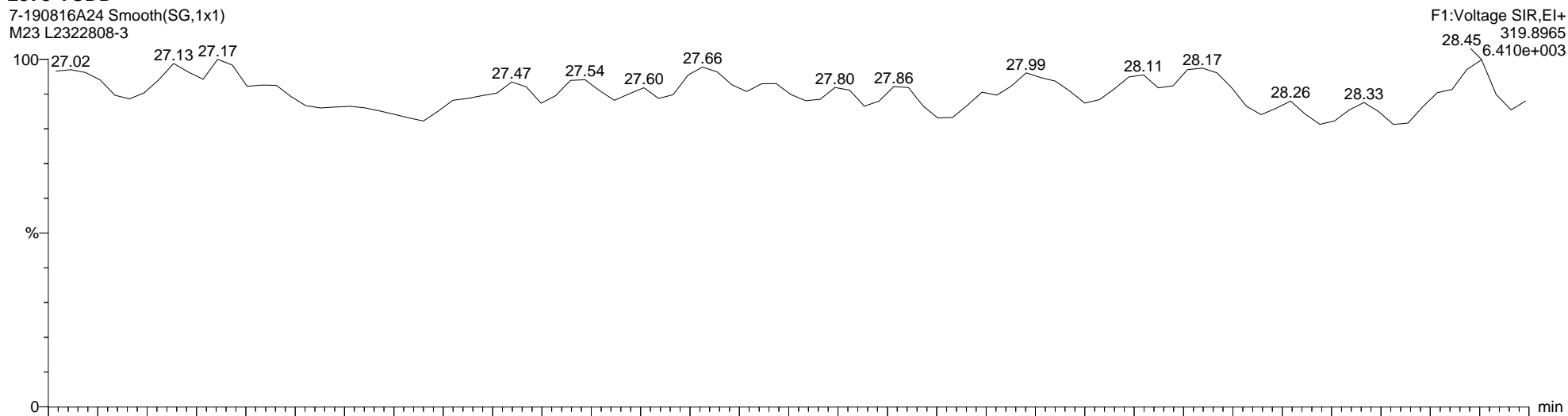
Last Altered: Monday, August 19, 2019 11:56:41 Eastern Daylight Time

Printed: Friday, August 30, 2019 14:35:25 Eastern Daylight Time

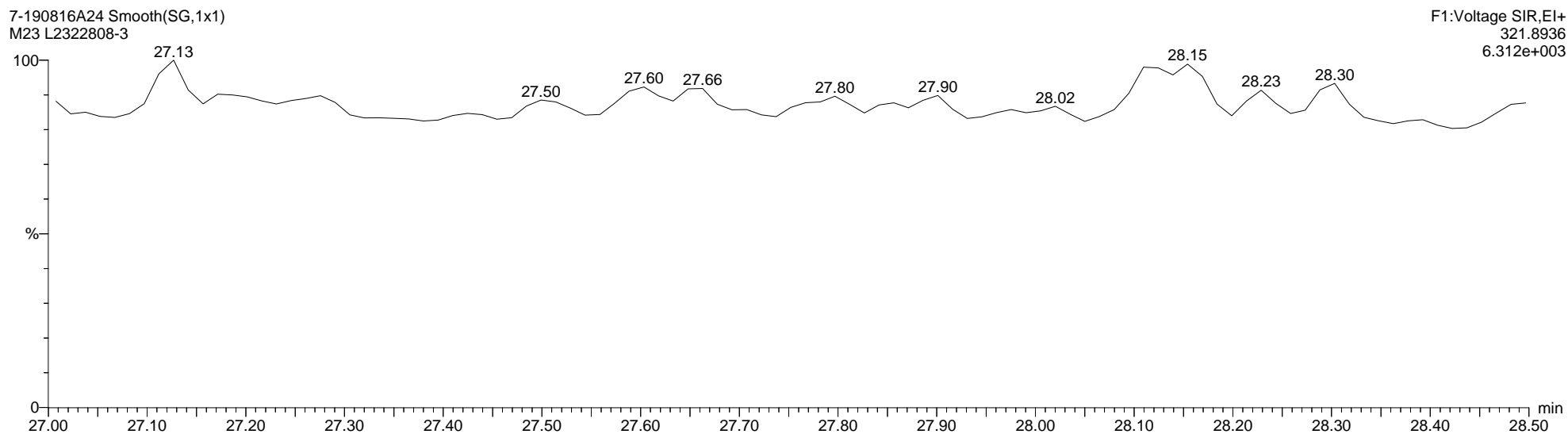
Name: 7-190816A24, Date: 16-Aug-2019, Time: 14:17:46, ID: L2322808-3, Description: M23, Vial: Tray1:20

2378-TCDD

7-190816A24 Smooth(SG,1x1)
M23 L2322808-3



7-190816A24 Smooth(SG,1x1)
M23 L2322808-3



Quantify Sample Report MassLynx MassLynx V4.1 SCN 901

Dataset: C:\MassLynx\Dioxin.PRO\Result Files\7-190816A2-Q2-0816TP.qld

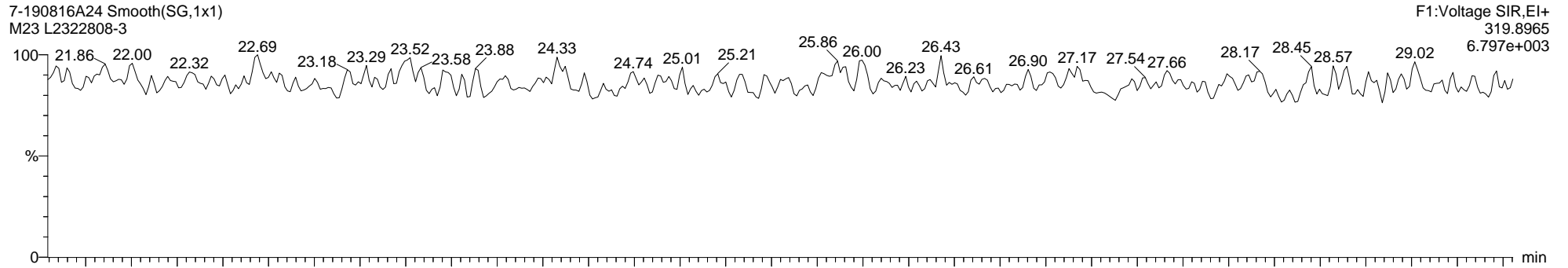
Last Altered: Monday, August 19, 2019 11:56:41 Eastern Daylight Time

Printed: Friday, August 30, 2019 14:35:25 Eastern Daylight Time

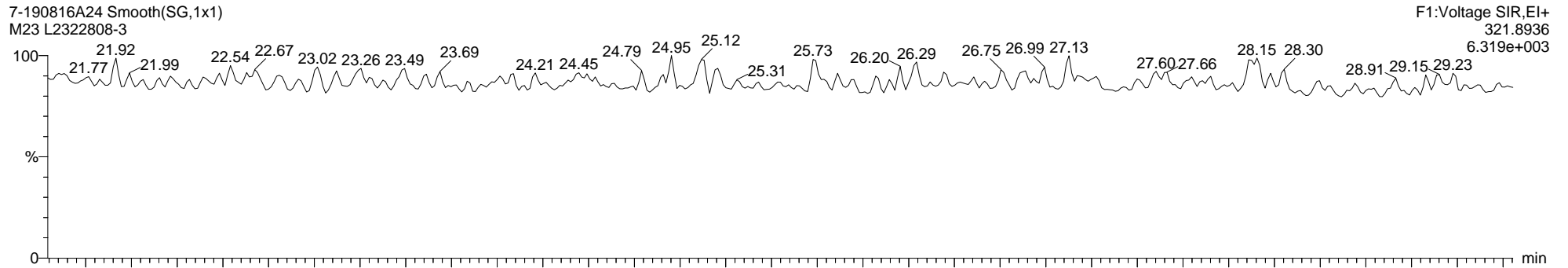
Name: 7-190816A24, Date: 16-Aug-2019, Time: 14:17:46, ID: L2322808-3, Description: M23, Vial: Tray1:20

Total-Tetradoxins

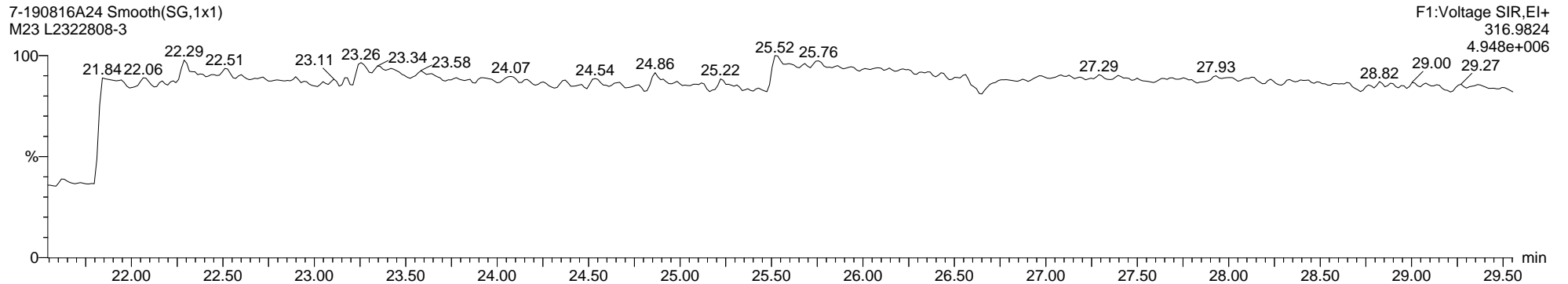
7-190816A24 Smooth(SG,1x1)
M23 L2322808-3



7-190816A24 Smooth(SG,1x1)
M23 L2322808-3



7-190816A24 Smooth(SG,1x1)
M23 L2322808-3



Dataset: C:\MassLynx\Dioxin.PRO\Result Files\7-190816A2-Q2-0816TP.qld

Last Altered: Monday, August 19, 2019 11:56:41 Eastern Daylight Time


Printed: Friday, August 30, 2019 14:35:25 Eastern Daylight Time

Name: 7-190816A24, Date: 16-Aug-2019, Time: 14:17:46, ID: L2322808-3, Description: M23, Vial: Tray1:20

13C-2378-TCDD ES

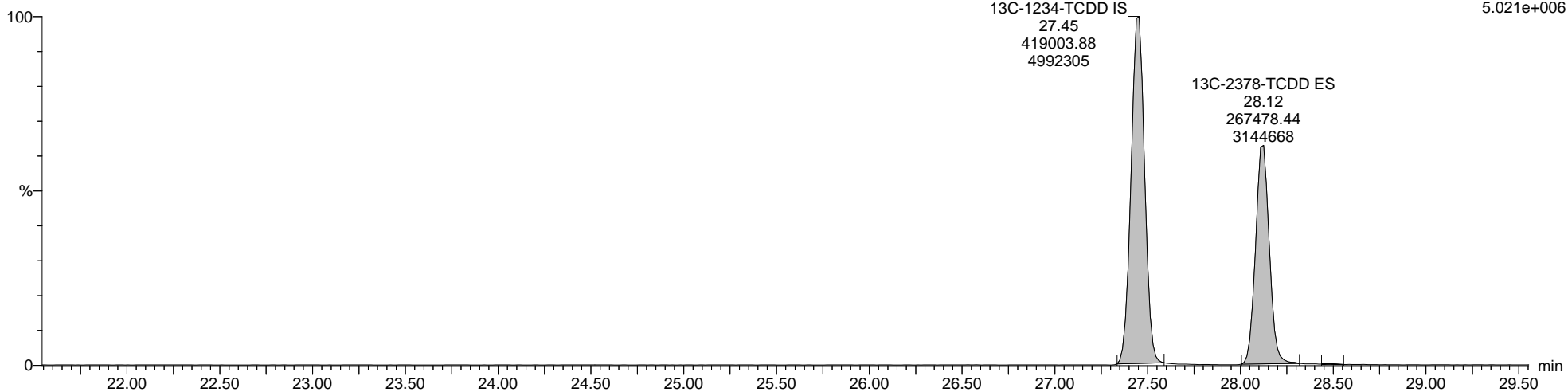
7-190816A24 Smooth(SG,1x1)
M23 L2322808-3

F1:Voltage SIR,EI+
331.9368
4.089e+006



7-190816A24 Smooth(SG,1x1)
M23 L2322808-3

F1:Voltage SIR,EI+
333.9339
5.021e+006



Quantify Sample Report MassLynx MassLynx V4.1 SCN 901

Dataset: C:\MassLynx\Dioxin.PRO\Result Files\7-190816A2-Q2-0816TP.qld

Last Altered: Monday, August 19, 2019 11:56:41 Eastern Daylight Time


Printed: Friday, August 30, 2019 14:35:25 Eastern Daylight Time

Name: 7-190816A24, Date: 16-Aug-2019, Time: 14:17:46, ID: L2322808-3, Description: M23, Vial: Tray1:20

Totals-37Cl-2378-TCDD

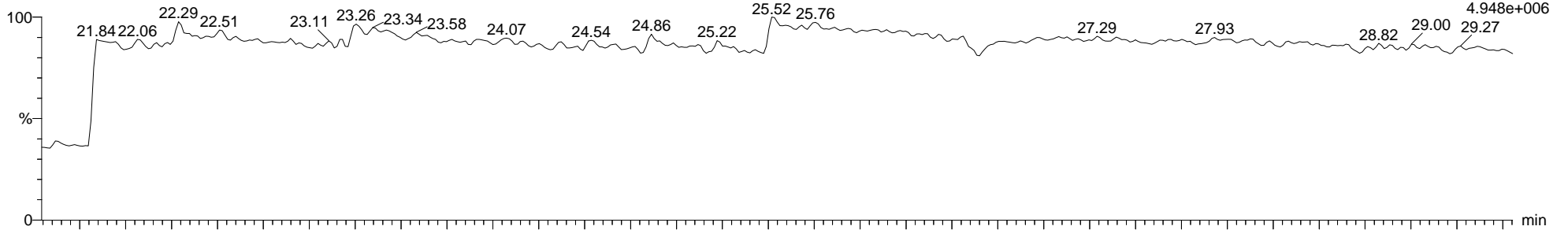
7-190816A24 Smooth(SG,1x1)
M23 L2322808-3

F1:Voltage SIR,EI+
327.8847
8.736e+005



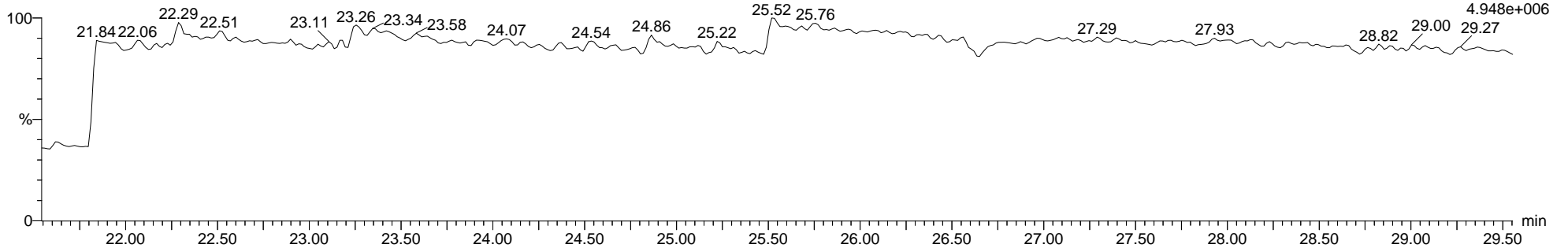
7-190816A24 Smooth(SG,1x1)
M23 L2322808-3

F1:Voltage SIR,EI+
316.9824
4.948e+006



7-190816A24 Smooth(SG,1x1)
M23 L2322808-3

F1:Voltage SIR,EI+
316.9824
4.948e+006



Quantify Sample Report MassLynx MassLynx V4.1 SCN 901

Dataset: C:\MassLynx\Dioxin.PRO\Result Files\7-190816A2-Q2-0816TP.qld

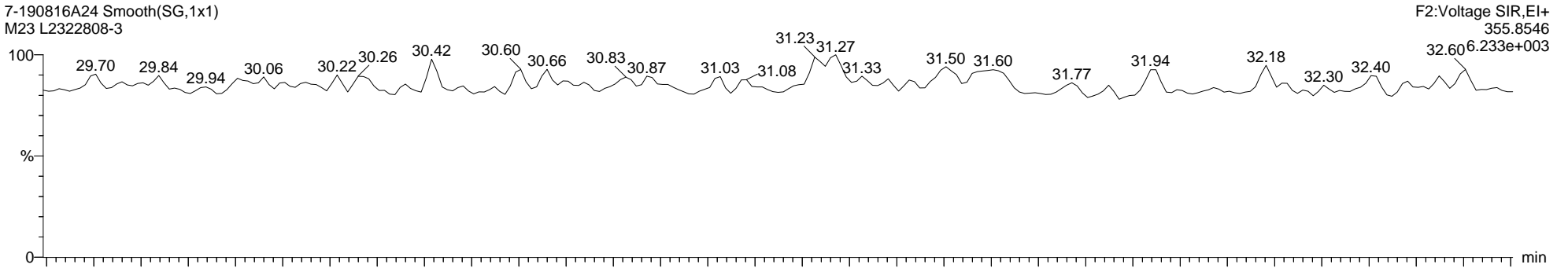
Last Altered: Monday, August 19, 2019 11:56:41 Eastern Daylight Time

Printed: Friday, August 30, 2019 14:35:25 Eastern Daylight Time

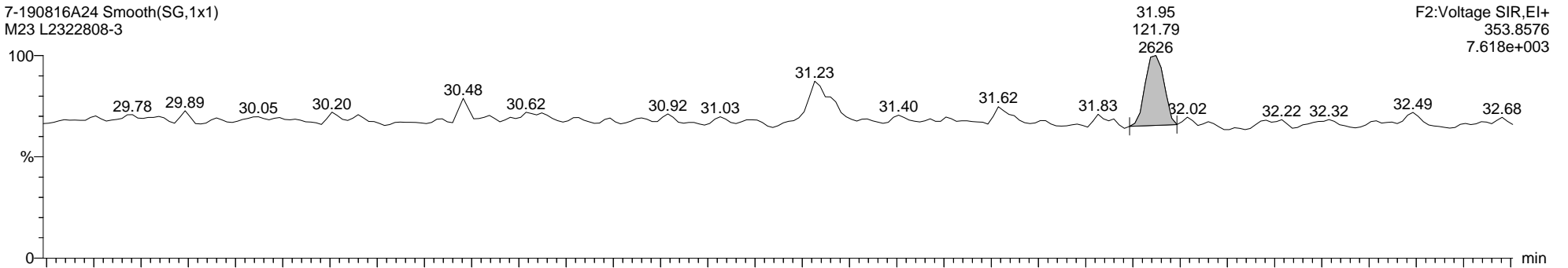
Name: 7-190816A24, Date: 16-Aug-2019, Time: 14:17:46, ID: L2322808-3, Description: M23, Vial: Tray1:20

Total-Pentadioxins

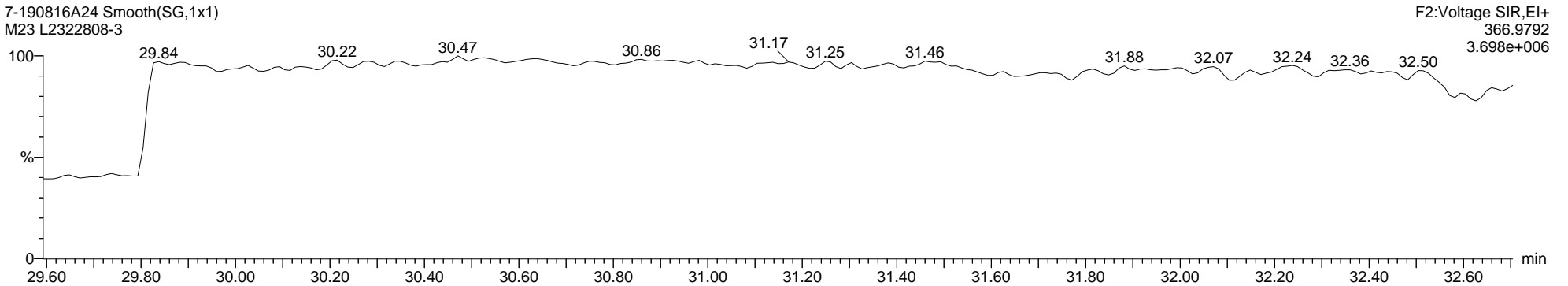
7-190816A24 Smooth(SG,1x1)
M23 L2322808-3



7-190816A24 Smooth(SG,1x1)
M23 L2322808-3



7-190816A24 Smooth(SG,1x1)
M23 L2322808-3



Quantify Sample Report MassLynx MassLynx V4.1 SCN 901

Dataset: C:\MassLynx\Dioxin.PRO\Result Files\7-190816A2-Q2-0816TP.qld

Last Altered: Monday, August 19, 2019 11:56:41 Eastern Daylight Time


Printed: Friday, August 30, 2019 14:35:25 Eastern Daylight Time

Name: 7-190816A24, Date: 16-Aug-2019, Time: 14:17:46, ID: L2322808-3, Description: M23, Vial: Tray1:20

13C-12378-PeCDD ES

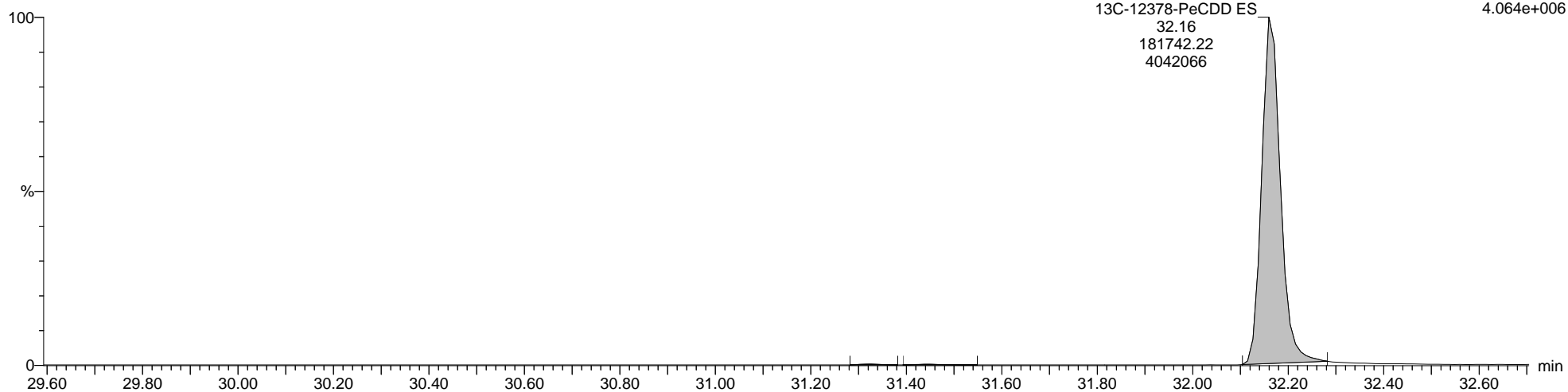
7-190816A24 Smooth(SG,1x1)
M23 L2322808-3

F2:Voltage SIR,EI+
367.8949
6.554e+006



7-190816A24 Smooth(SG,1x1)
M23 L2322808-3

F2:Voltage SIR,EI+
365.8978
4.064e+006



Quantify Sample Report **MassLynx MassLynx V4.1 SCN 901**

Dataset: C:\MassLynx\Dioxin.PRO\Result Files\7-190816A2-Q2-0816TP.qld

Last Altered: Monday, August 19, 2019 11:56:41 Eastern Daylight Time

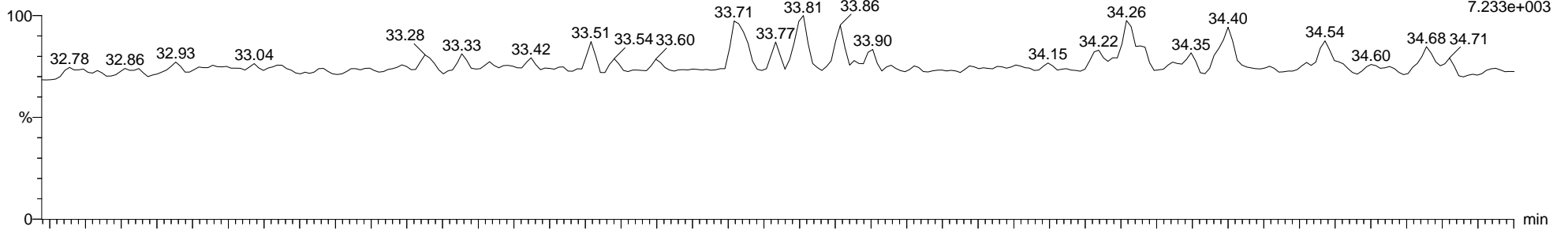
Printed: Friday, August 30, 2019 14:35:25 Eastern Daylight Time

Name: 7-190816A24, Date: 16-Aug-2019, Time: 14:17:46, ID: L2322808-3, Description: M23, Vial: Tray1:20

Total-Hexadioxins

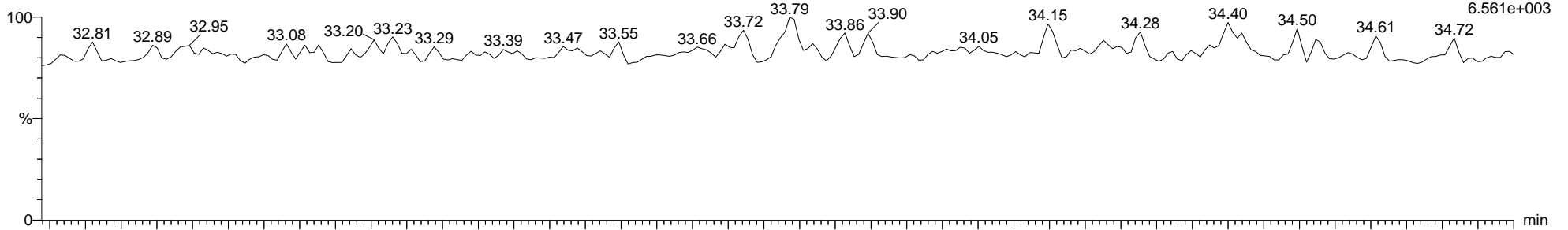
7-190816A24 Smooth(SG,1x1)
M23 L2322808-3

F3:Voltage SIR,EI+
389.8157
7.233e+003



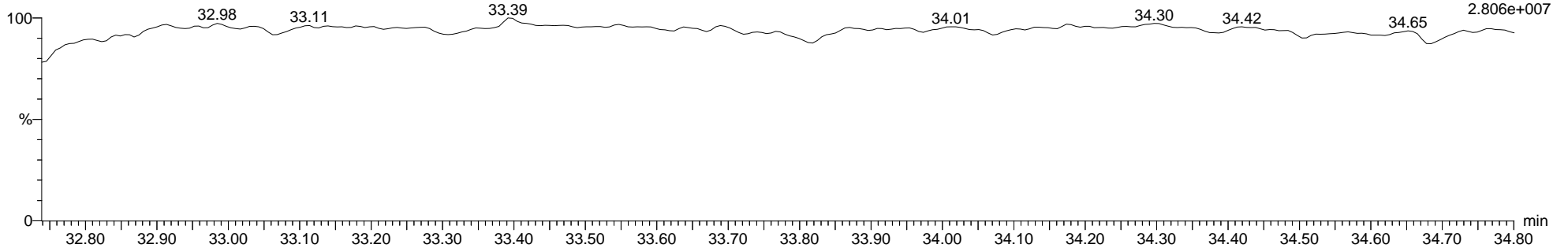
7-190816A24 Smooth(SG,1x1)
M23 L2322808-3

F3:Voltage SIR,EI+
391.8127
6.561e+003



7-190816A24 Smooth(SG,1x1)
M23 L2322808-3

F3:Voltage SIR,EI+
380.9760
2.806e+007



Dataset: C:\MassLynx\Dioxin.PRO\Result Files\7-190816A2-Q2-0816TP.qld


Last Altered: Monday, August 19, 2019 11:56:41 Eastern Daylight Time

Printed: Friday, August 30, 2019 14:35:25 Eastern Daylight Time

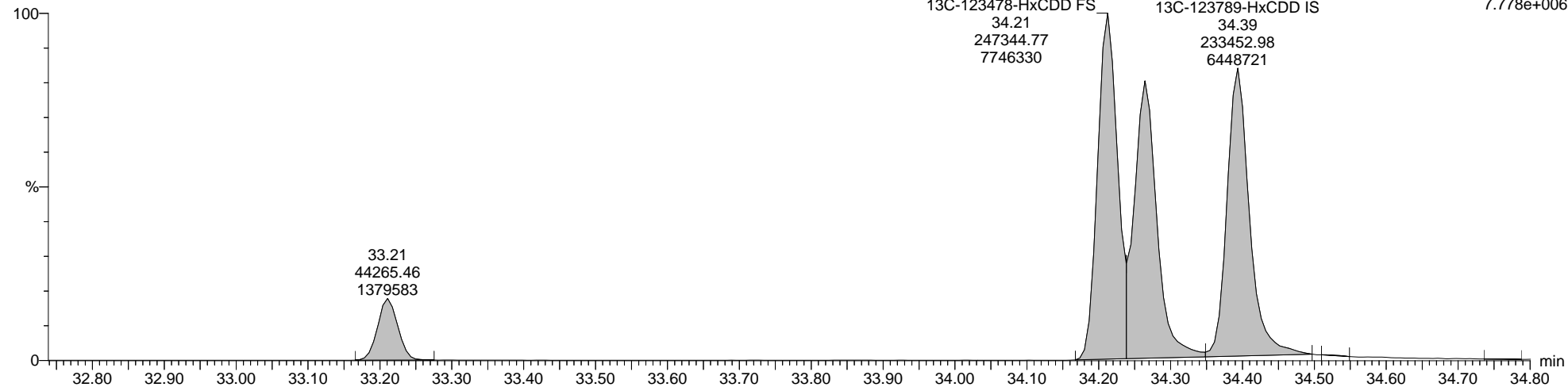
Name: 7-190816A24, Date: 16-Aug-2019, Time: 14:17:46, ID: L2322808-3, Description: M23, Vial: Tray1:20

13C-123678-HxCDD ES

7-190816A24 Smooth(SG,1x1)
M23 L2322808-3



7-190816A24 Smooth(SG,1x1)
M23 L2322808-3



Quantify Sample Report

MassLynx MassLynx V4.1 SCN 901

Dataset: C:\MassLynx\Dioxin.PRO\Result Files\7-190816A2-Q2-0816TP.qld

Last Altered: Monday, August 19, 2019 11:56:41 Eastern Daylight Time

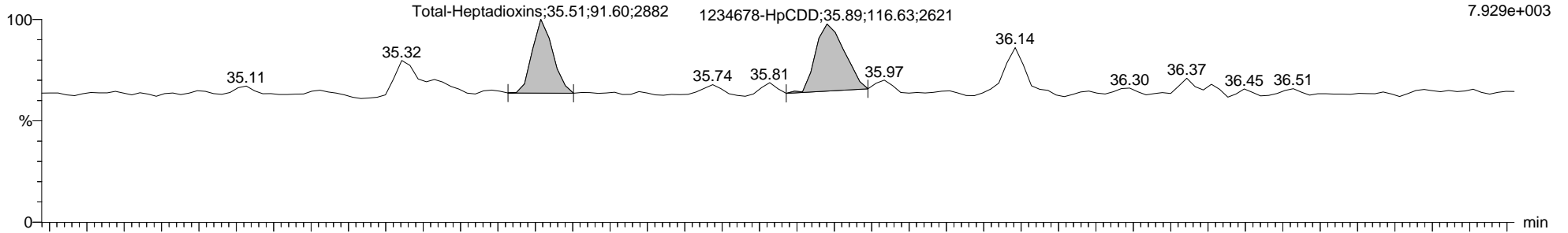
Printed: Friday, August 30, 2019 14:35:25 Eastern Daylight Time

Name: 7-190816A24, Date: 16-Aug-2019, Time: 14:17:46, ID: L2322808-3, Description: M23, Vial: Tray1:20

Total-Heptadioxins

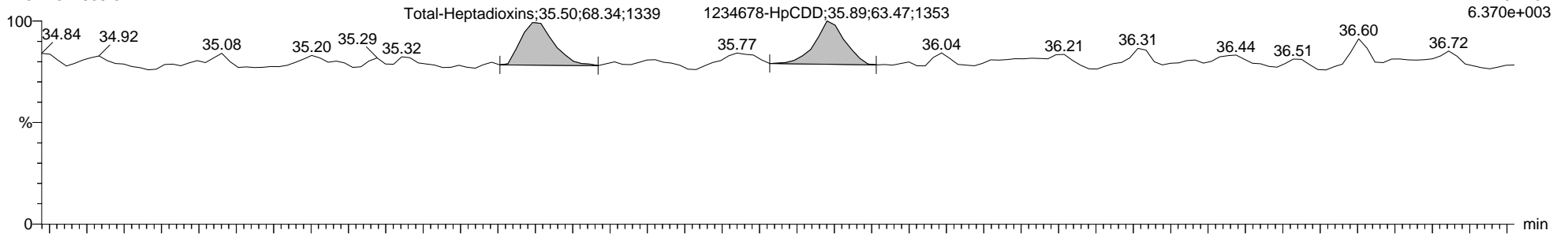
7-190816A24 Smooth(SG,1x1)
M23 L2322808-3

F4:Voltage SIR,EI+
423.7766
7.929e+003



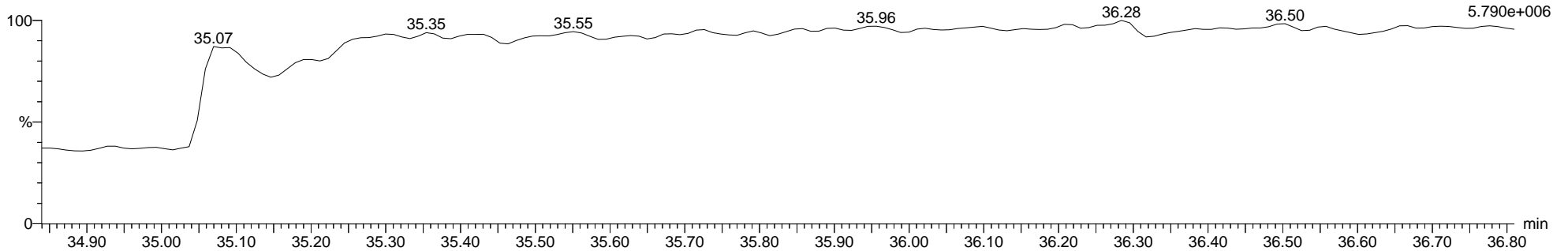
7-190816A24 Smooth(SG,1x1)
M23 L2322808-3

F4:Voltage SIR,EI+
425.7737
6.370e+003



7-190816A24 Smooth(SG,1x1)
M23 L2322808-3

F4:Voltage SIR,EI+
454.9728
5.790e+006



Quantify Sample Report MassLynx MassLynx V4.1 SCN 901

Dataset: C:\MassLynx\Dioxin.PRO\Result Files\7-190816A2-Q2-0816TP.qld

Last Altered: Monday, August 19, 2019 11:56:41 Eastern Daylight Time

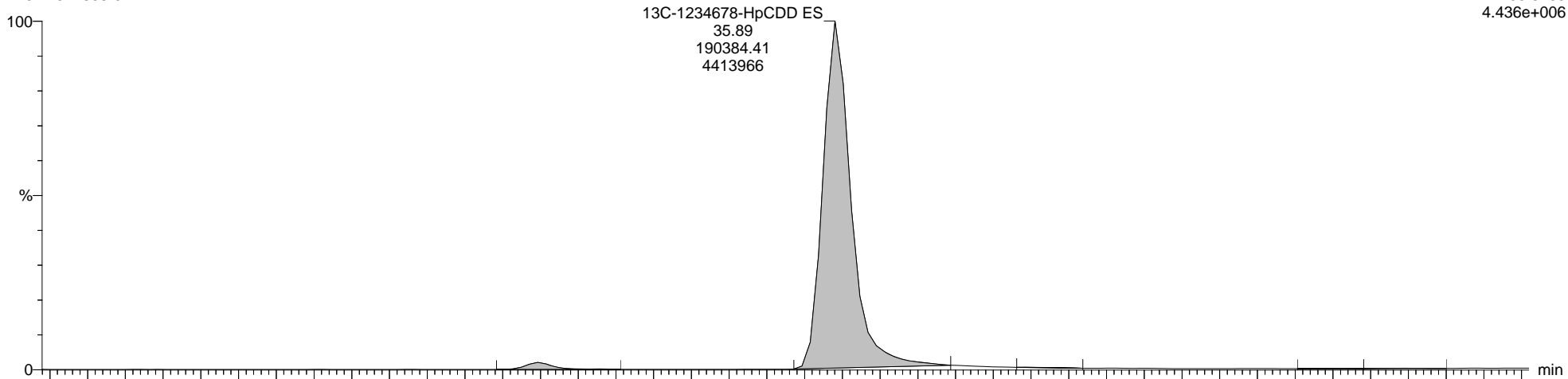
Printed: Friday, August 30, 2019 14:35:25 Eastern Daylight Time

Name: 7-190816A24, Date: 16-Aug-2019, Time: 14:17:46, ID: L2322808-3, Description: M23, Vial: Tray1:20

13C-1234678-HpCDD ES

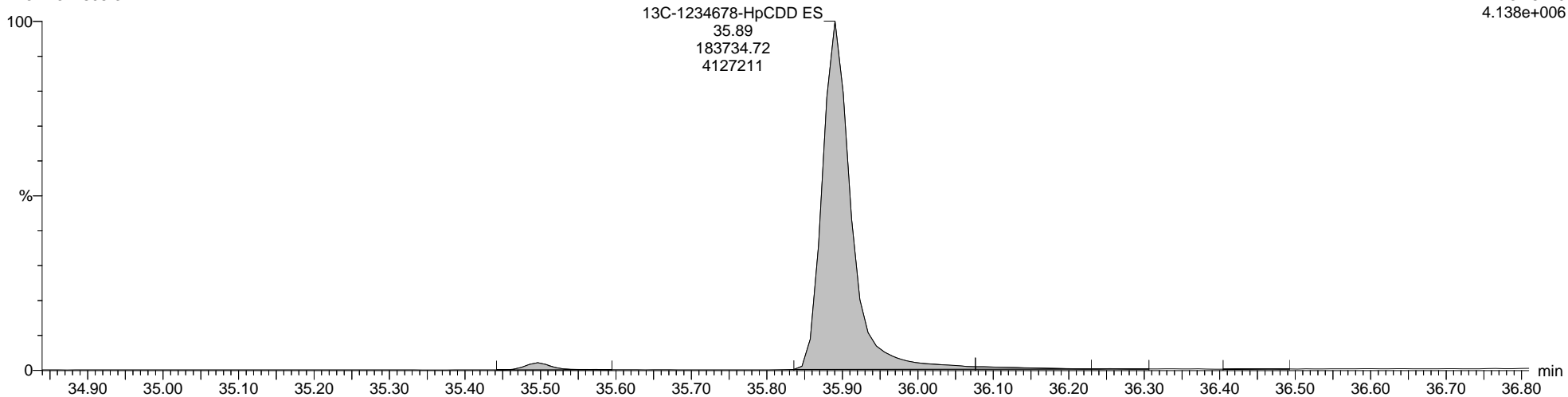
7-190816A24 Smooth(SG,1x1)
M23 L2322808-3

F4:Voltage SIR,EI+
435.8169
4.436e+006



7-190816A24 Smooth(SG,1x1)
M23 L2322808-3

F4:Voltage SIR,EI+
437.8140
4.138e+006



Quantify Sample Report MassLynx MassLynx V4.1 SCN 901

Dataset: C:\MassLynx\Dioxin.PRO\Result Files\7-190816A2-Q2-0816TP.qld

Last Altered: Monday, August 19, 2019 11:56:41 Eastern Daylight Time

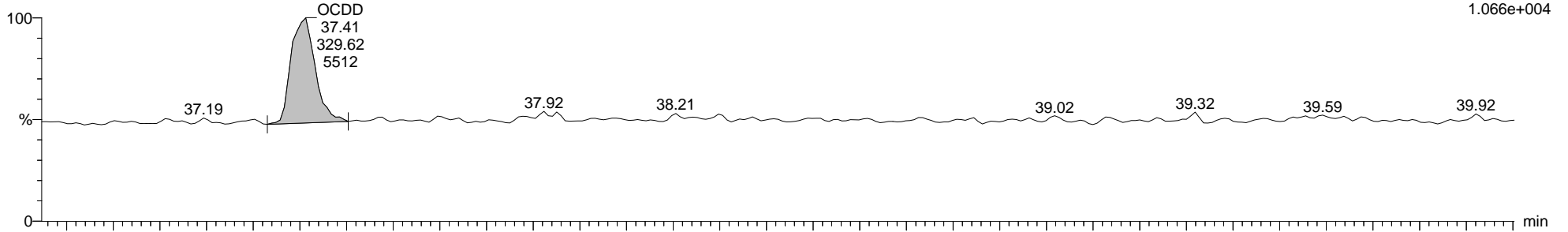
Printed: Friday, August 30, 2019 14:35:25 Eastern Daylight Time

Name: 7-190816A24, Date: 16-Aug-2019, Time: 14:17:46, ID: L2322808-3, Description: M23, Vial: Tray1:20

Total-OCDD

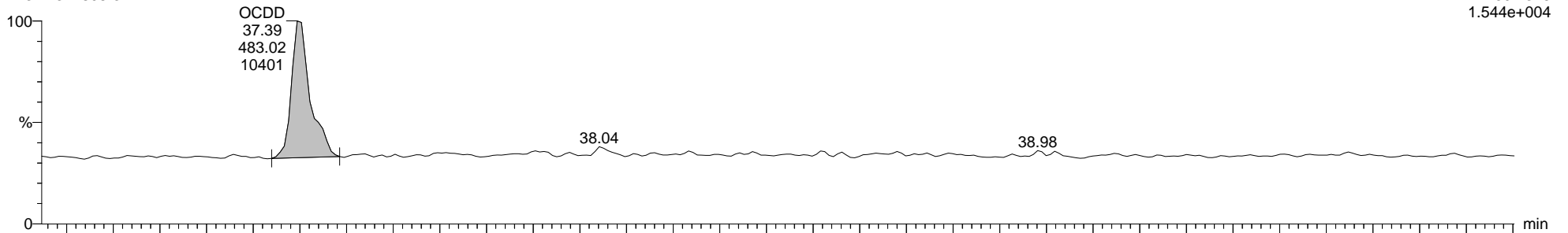
7-190816A24 Smooth(SG,1x1)
M23 L2322808-3

F5:Voltage SIR,EI+
457.7377
1.066e+004



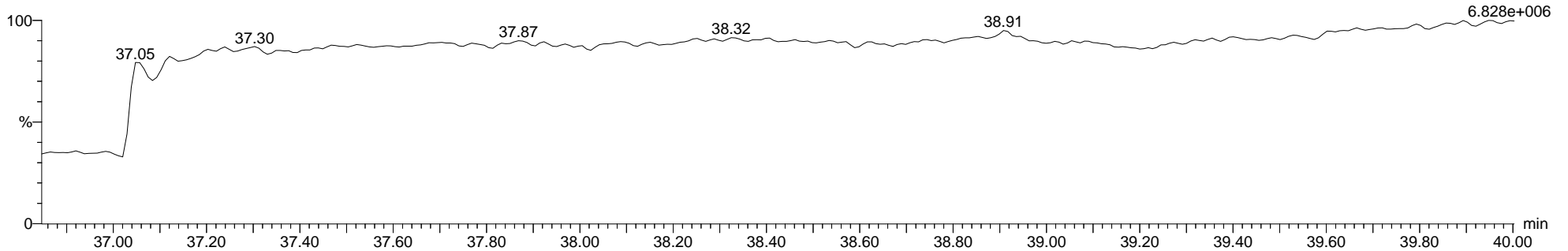
7-190816A24 Smooth(SG,1x1)
M23 L2322808-3

F5:Voltage SIR,EI+
459.7348
1.544e+004



7-190816A24 Smooth(SG,1x1)
M23 L2322808-3

F5:Voltage SIR,EI+
454.9728
6.828e+006



Quantify Sample Report MassLynx MassLynx V4.1 SCN 901

Dataset: C:\MassLynx\Dioxin.PRO\Result Files\7-190816A2-Q2-0816TP.qld

Last Altered: Monday, August 19, 2019 11:56:41 Eastern Daylight Time


Printed: Friday, August 30, 2019 14:35:25 Eastern Daylight Time

Name: 7-190816A24, Date: 16-Aug-2019, Time: 14:17:46, ID: L2322808-3, Description: M23, Vial: Tray1:20

13C-OCDD ES

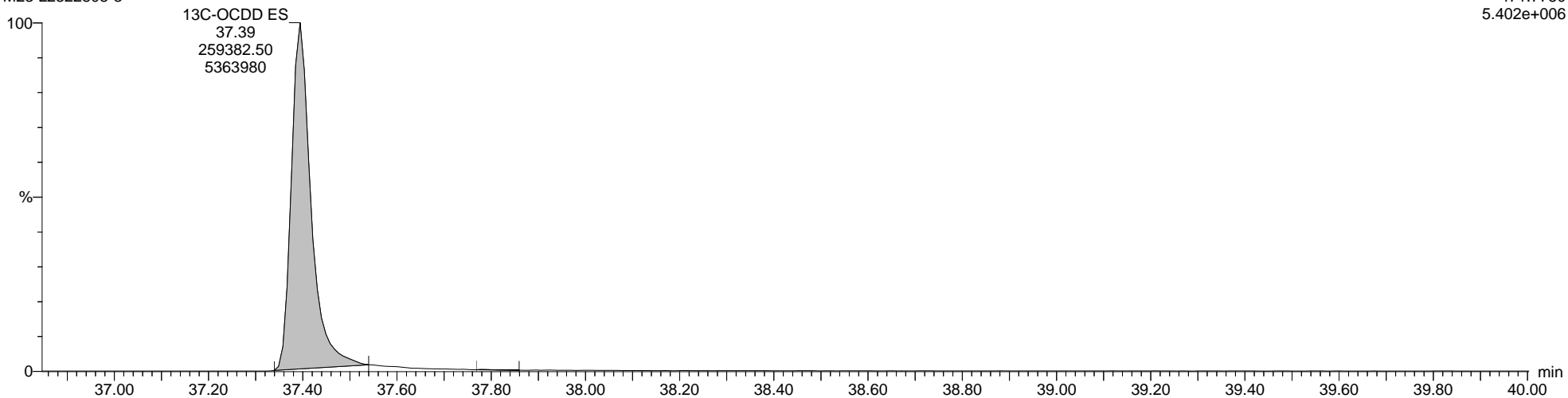
7-190816A24 Smooth(SG,1x1)
M23 L2322808-3

F5:Voltage SIR,EI+
469.7779
4.848e+006



7-190816A24 Smooth(SG,1x1)
M23 L2322808-3

F5:Voltage SIR,EI+
471.7750
5.402e+006



Quantify Sample Report MassLynx MassLynx V4.1 SCN 901

Dataset: C:\MassLynx\Dioxin.PRO\Result Files\7-190816A2-Q2-0816TP.qld

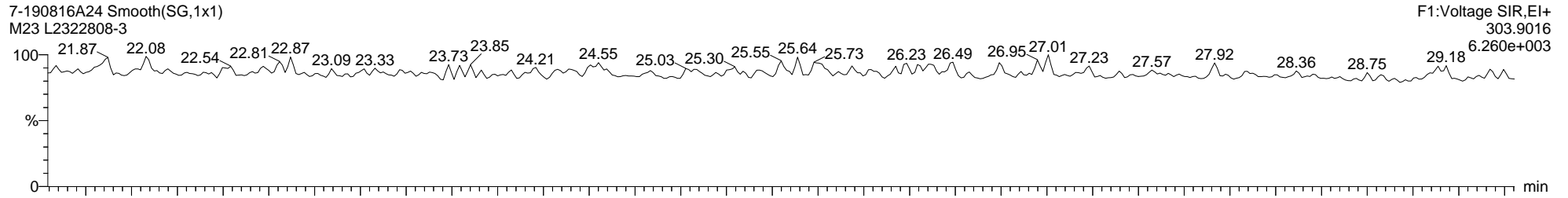
Last Altered: Monday, August 19, 2019 11:56:41 Eastern Daylight Time

Printed: Friday, August 30, 2019 14:35:25 Eastern Daylight Time

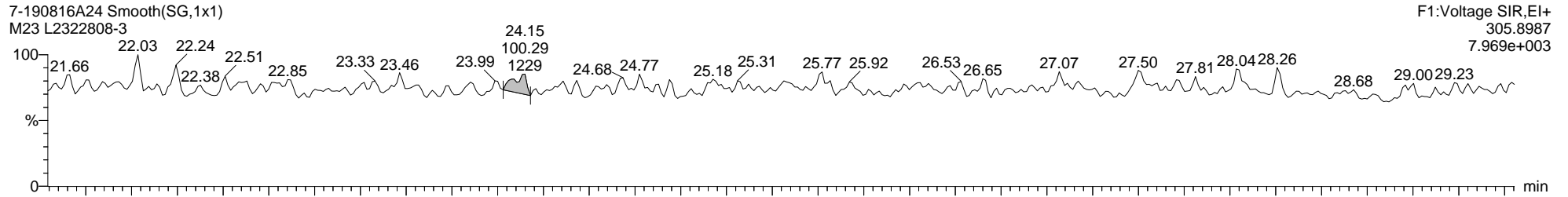
Name: 7-190816A24, Date: 16-Aug-2019, Time: 14:17:46, ID: L2322808-3, Description: M23, Vial: Tray1:20

Total-Tetrafurans

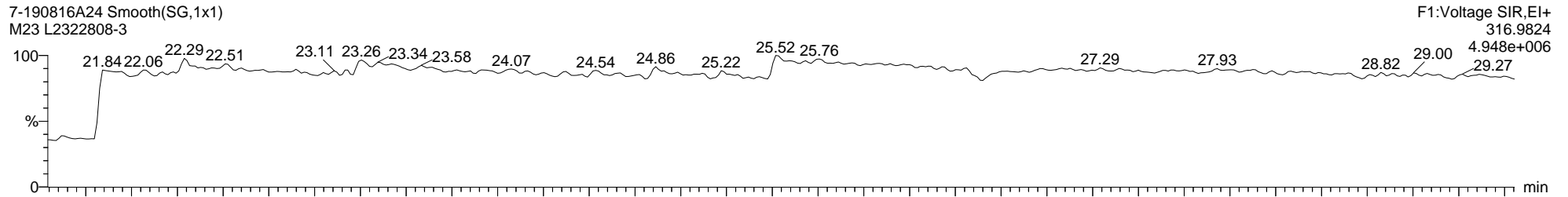
7-190816A24 Smooth(SG,1x1)
M23 L2322808-3



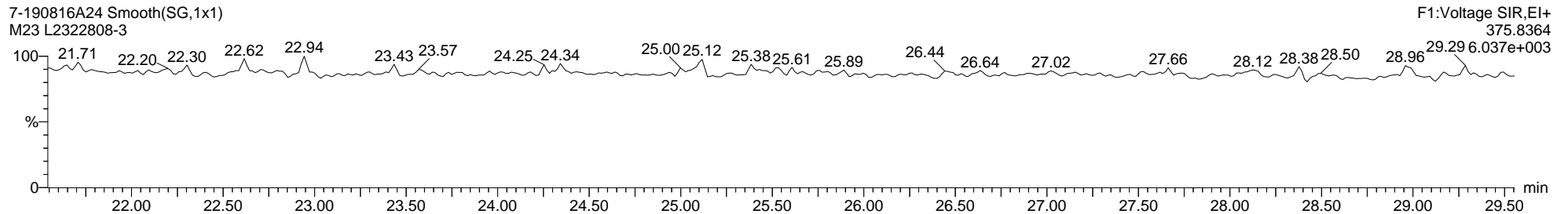
7-190816A24 Smooth(SG,1x1)
M23 L2322808-3



7-190816A24 Smooth(SG,1x1)
M23 L2322808-3



7-190816A24 Smooth(SG,1x1)
M23 L2322808-3



Dataset: C:\MassLynx\Dioxin.PRO\Result Files\7-190816A2-Q2-0816TP.qld

Last Altered: Monday, August 19, 2019 11:56:41 Eastern Daylight Time

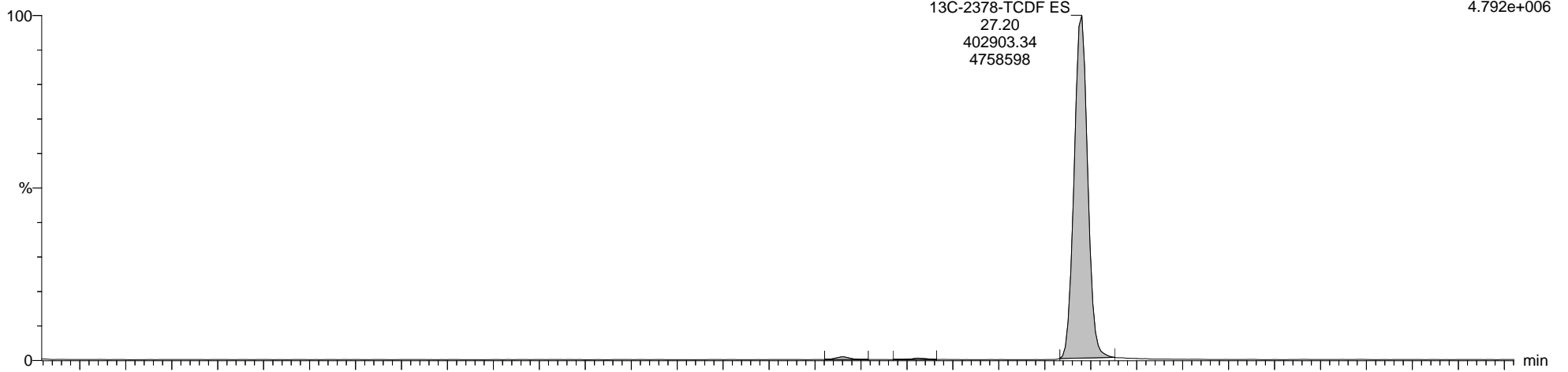
Printed: Friday, August 30, 2019 14:35:25 Eastern Daylight Time

Name: 7-190816A24, Date: 16-Aug-2019, Time: 14:17:46, ID: L2322808-3, Description: M23, Vial: Tray1:20

13C-2378-TCDF ES

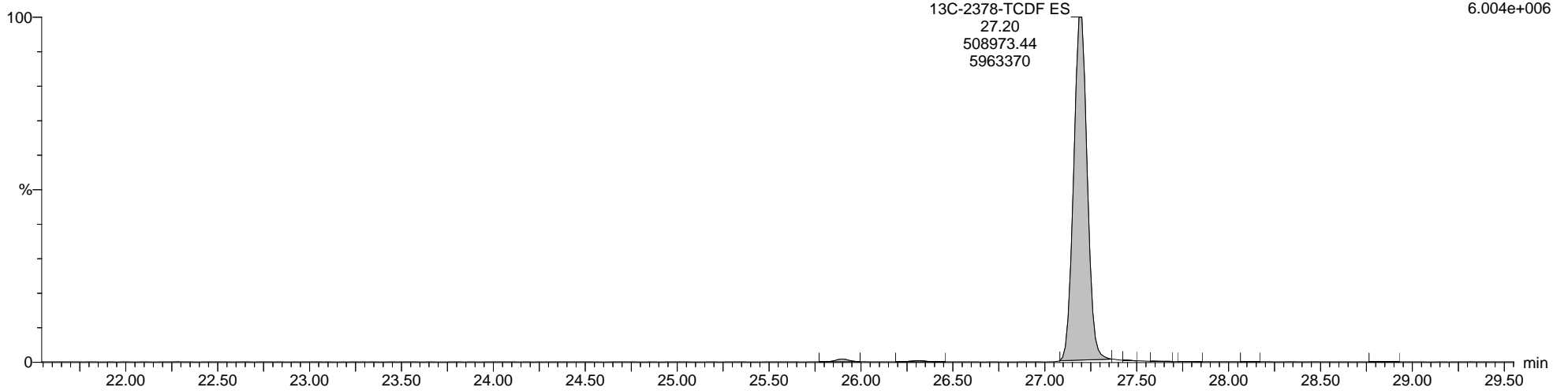
7-190816A24 Smooth(SG,1x1)
M23 L2322808-3

F1:Voltage SIR,EI+
315.9419
4.792e+006



7-190816A24 Smooth(SG,1x1)
M23 L2322808-3

F1:Voltage SIR,EI+
317.9389
6.004e+006



Quantify Sample Report MassLynx MassLynx V4.1 SCN 901

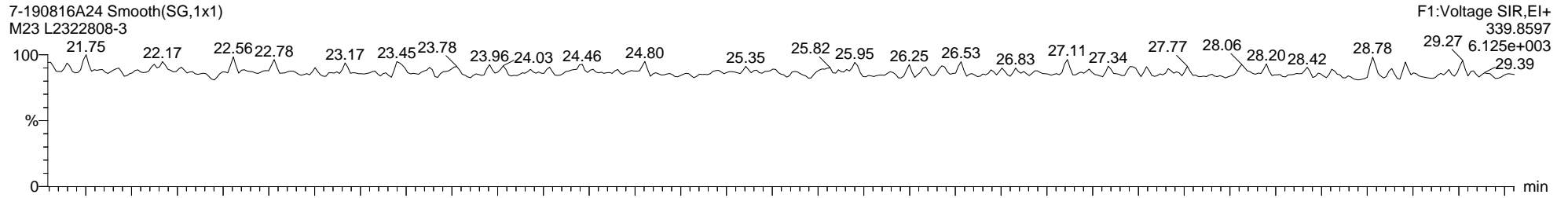
Dataset: C:\MassLynx\Dioxin.PRO\Result Files\7-190816A2-Q2-0816TP.qld

Last Altered: Monday, August 19, 2019 11:56:41 Eastern Daylight Time
Printed: Friday, August 30, 2019 14:35:25 Eastern Daylight Time

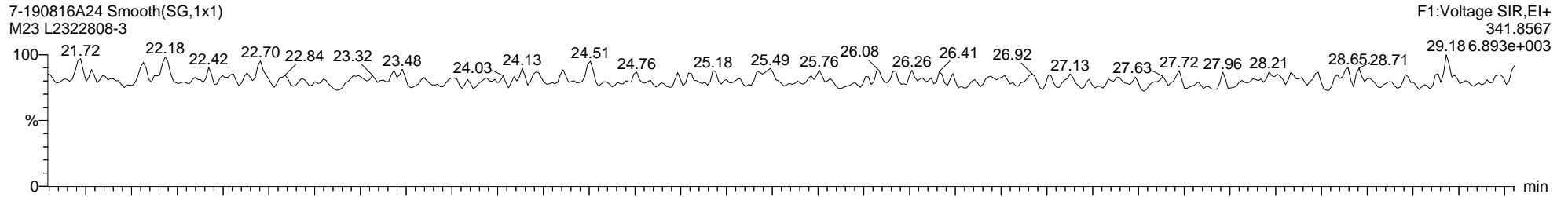
Name: 7-190816A24, Date: 16-Aug-2019, Time: 14:17:46, ID: L2322808-3, Description: M23, Vial: Tray1:20

Total-PeCDF-F1

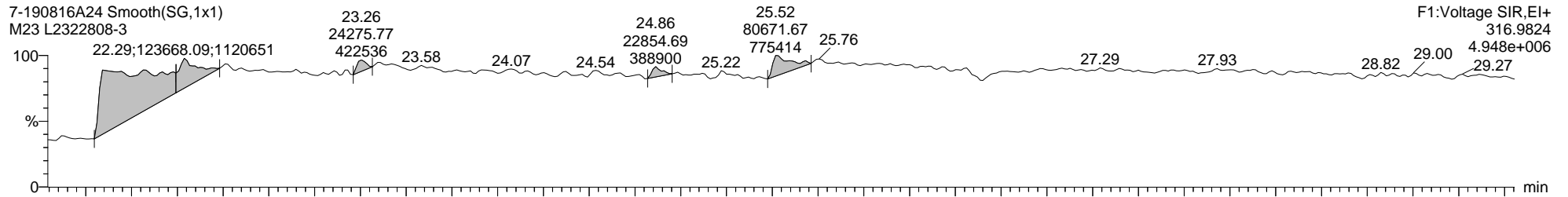
7-190816A24 Smooth(SG,1x1)
M23 L2322808-3



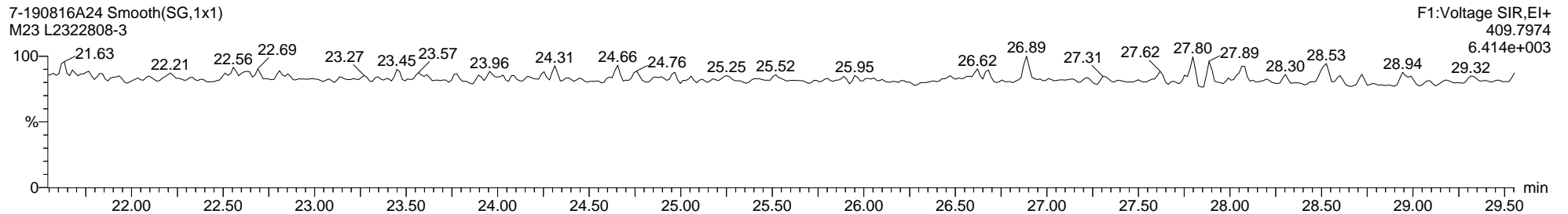
7-190816A24 Smooth(SG,1x1)
M23 L2322808-3



7-190816A24 Smooth(SG,1x1)
M23 L2322808-3



7-190816A24 Smooth(SG,1x1)
M23 L2322808-3



Quantify Sample Report MassLynx MassLynx V4.1 SCN 901

Dataset: C:\MassLynx\Dioxin.PRO\Result Files\7-190816A2-Q2-0816TP.qld

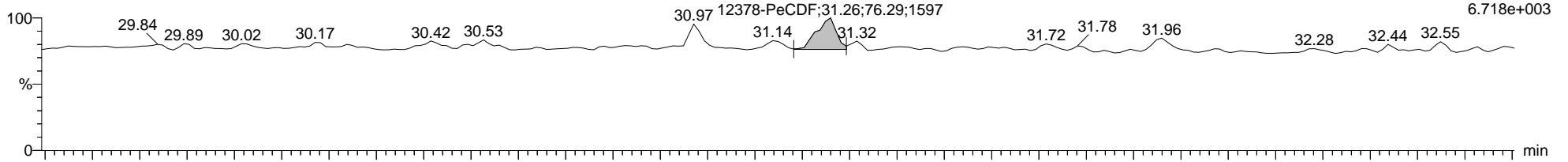
Last Altered: Monday, August 19, 2019 11:56:41 Eastern Daylight Time
Printed: Friday, August 30, 2019 14:35:25 Eastern Daylight Time

Name: 7-190816A24, Date: 16-Aug-2019, Time: 14:17:46, ID: L2322808-3, Description: M23, Vial: Tray1:20

Total-Pentafurans

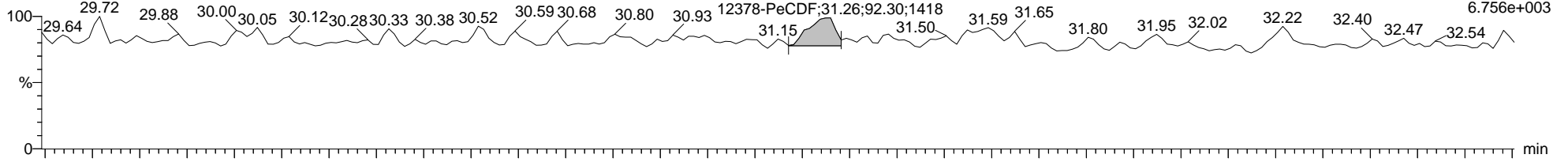
7-190816A24 Smooth(SG,1x1)
M23 L2322808-3

F2:Voltage SIR,EI+
339.8597
6.718e+003



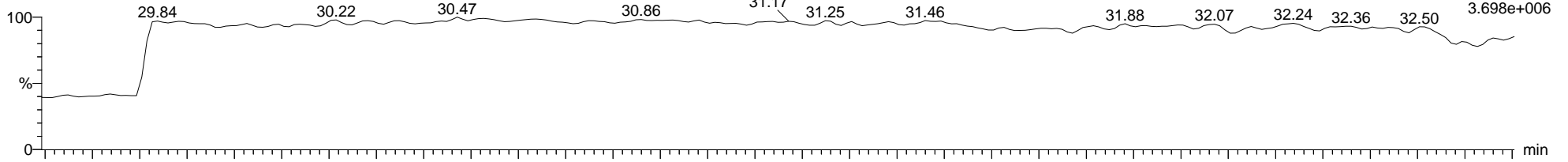
7-190816A24 Smooth(SG,1x1)
M23 L2322808-3

F2:Voltage SIR,EI+
341.8567
6.756e+003



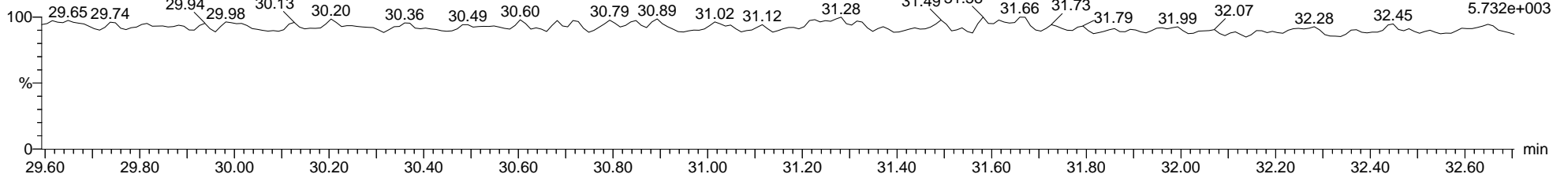
7-190816A24 Smooth(SG,1x1)
M23 L2322808-3

F2:Voltage SIR,EI+
366.9792
3.698e+006



7-190816A24 Smooth(SG,1x1)
M23 L2322808-3

F2:Voltage SIR,EI+
409.7974
5.732e+003



Dataset: C:\MassLynx\Dioxin.PRO\Result Files\7-190816A2-Q2-0816TP.qld

Last Altered: Monday, August 19, 2019 11:56:41 Eastern Daylight Time

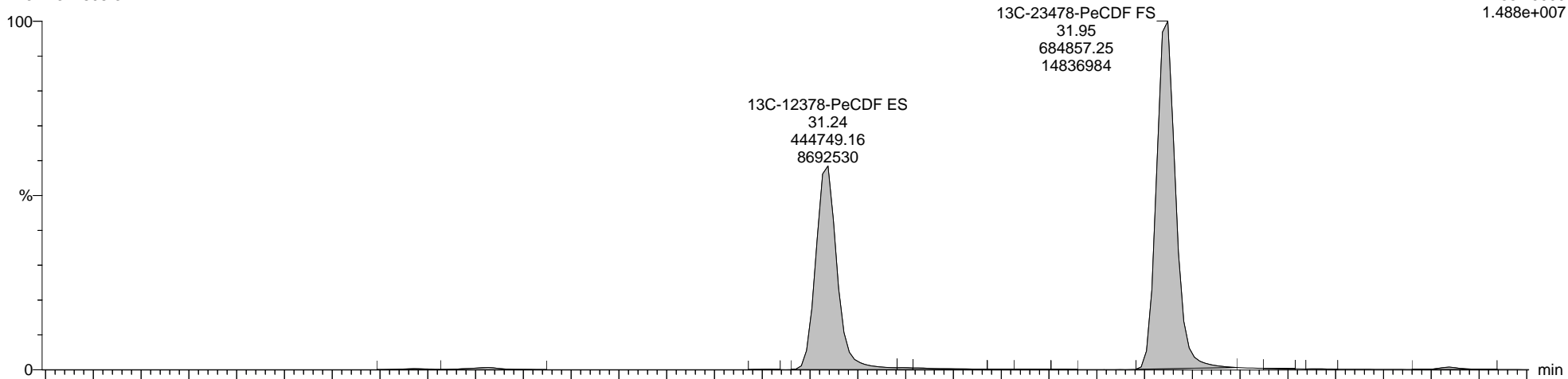
Printed: Friday, August 30, 2019 14:35:25 Eastern Daylight Time

Name: 7-190816A24, Date: 16-Aug-2019, Time: 14:17:46, ID: L2322808-3, Description: M23, Vial: Tray1:20

13C-12378-PeCDF ES

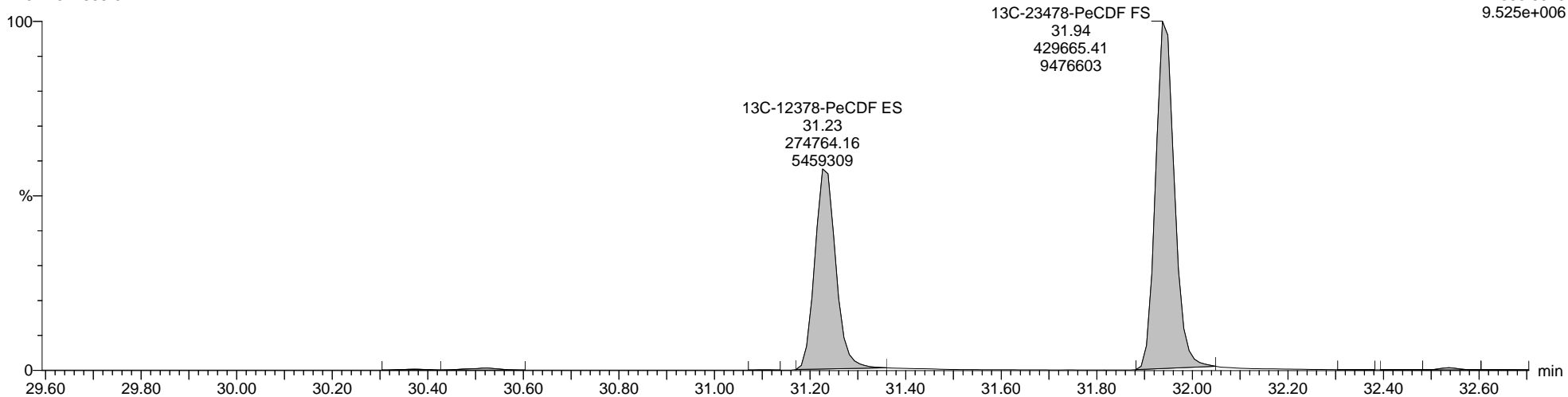
7-190816A24 Smooth(SG,1x1)
M23 L2322808-3

F2:Voltage SIR,EI+
351.9000
1.488e+007



7-190816A24 Smooth(SG,1x1)
M23 L2322808-3

F2:Voltage SIR,EI+
353.8970
9.525e+006



Quantify Sample Report MassLynx MassLynx V4.1 SCN 901

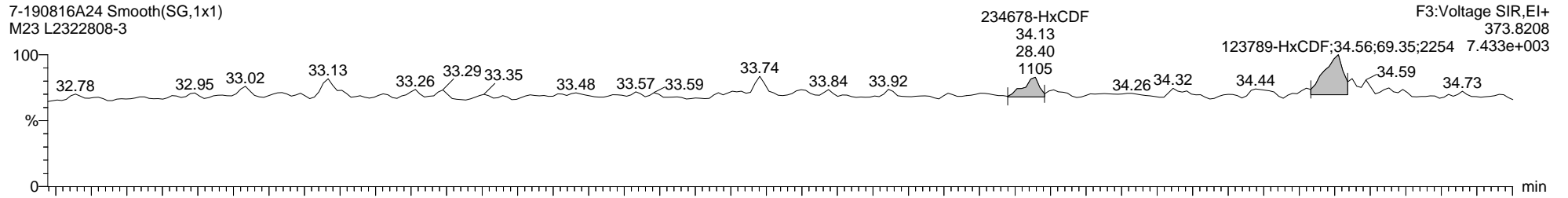
Dataset: C:\MassLynx\Dioxin.PRO\Result Files\7-190816A2-Q2-0816TP.qld

Last Altered: Monday, August 19, 2019 11:56:41 Eastern Daylight Time
Printed: Friday, August 30, 2019 14:35:25 Eastern Daylight Time

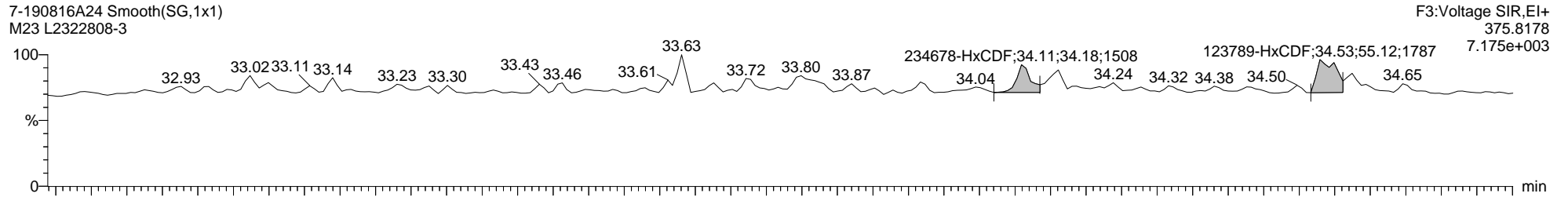
Name: 7-190816A24, Date: 16-Aug-2019, Time: 14:17:46, ID: L2322808-3, Description: M23, Vial: Tray1:20

Total-Hexafurans

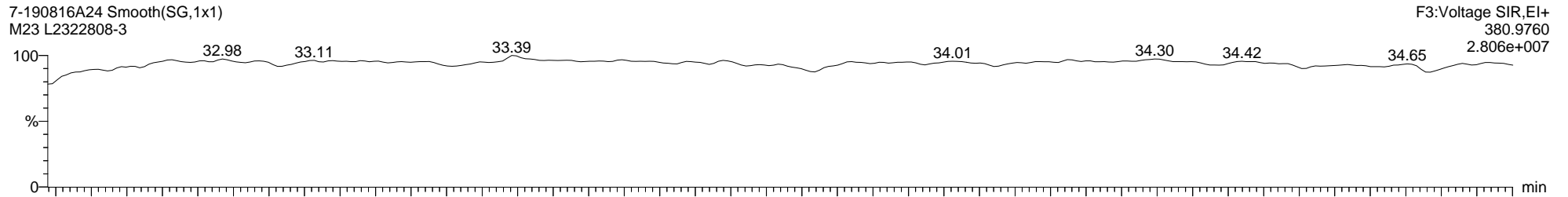
7-190816A24 Smooth(SG,1x1)
M23 L2322808-3



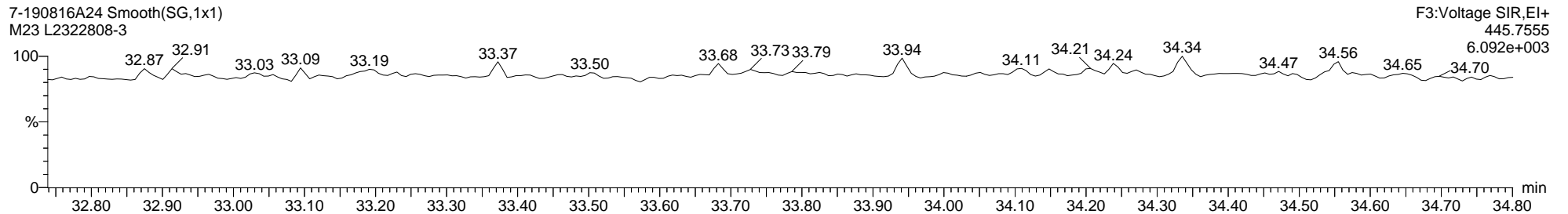
7-190816A24 Smooth(SG,1x1)
M23 L2322808-3



7-190816A24 Smooth(SG,1x1)
M23 L2322808-3



7-190816A24 Smooth(SG,1x1)
M23 L2322808-3



Dataset: C:\MassLynx\Dioxin.PRO\Result Files\7-190816A2-Q2-0816TP.qld

Last Altered: Monday, August 19, 2019 11:56:41 Eastern Daylight Time

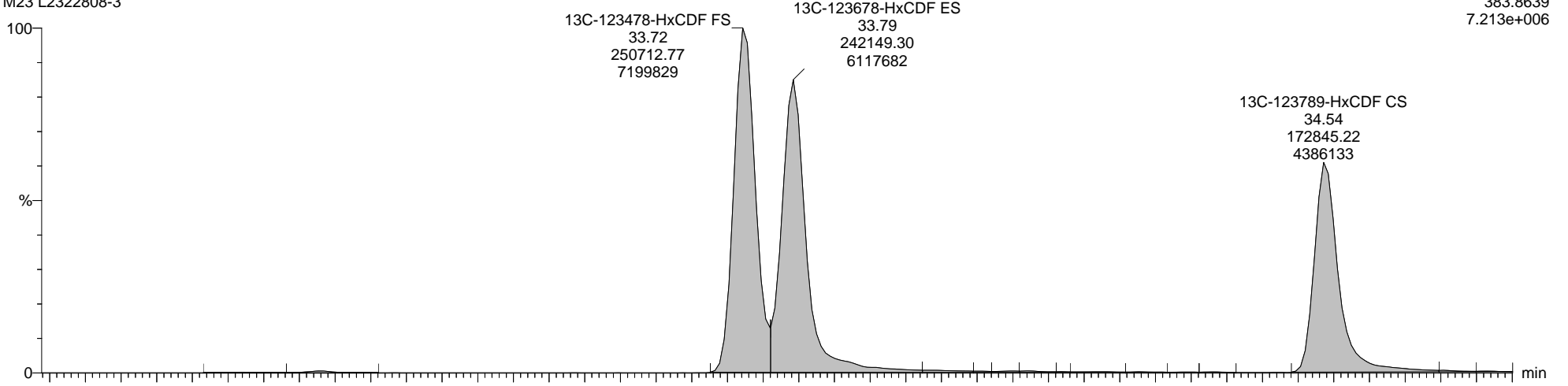
Printed: Friday, August 30, 2019 14:35:25 Eastern Daylight Time

Name: 7-190816A24, Date: 16-Aug-2019, Time: 14:17:46, ID: L2322808-3, Description: M23, Vial: Tray1:20

13C-123678-HxCDF ES

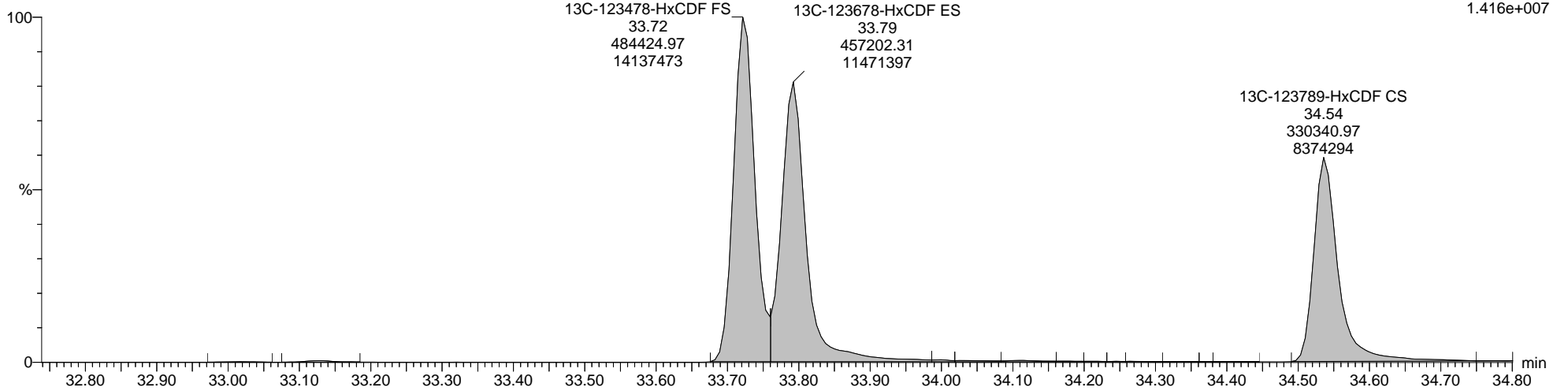
7-190816A24 Smooth(SG,1x1)
M23 L2322808-3

F3:Voltage SIR,EI+
383.8639
7.213e+006



7-190816A24 Smooth(SG,1x1)
M23 L2322808-3

F3:Voltage SIR,EI+
385.8610
1.416e+007



Quantify Sample Report MassLynx MassLynx V4.1 SCN 901

Dataset: C:\MassLynx\Dioxin.PRO\Result Files\7-190816A2-Q2-0816TP.qld

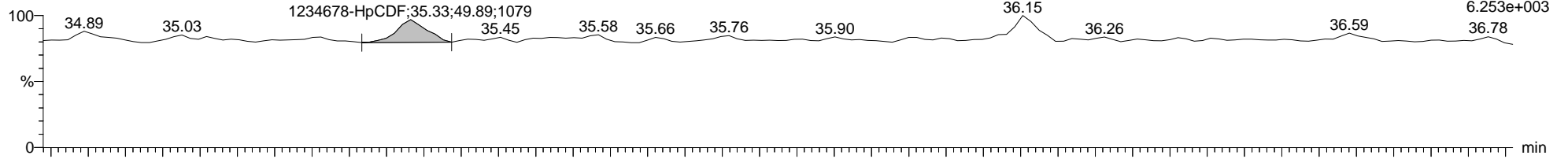
Last Altered: Monday, August 19, 2019 11:56:41 Eastern Daylight Time
Printed: Friday, August 30, 2019 14:35:25 Eastern Daylight Time

Name: 7-190816A24, Date: 16-Aug-2019, Time: 14:17:46, ID: L2322808-3, Description: M23, Vial: Tray1:20

Total-Heptafurans

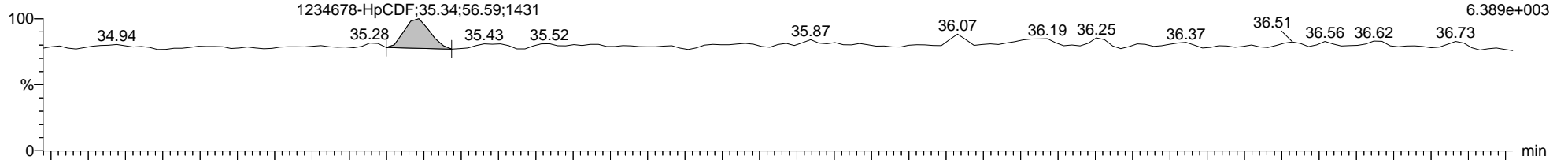
7-190816A24 Smooth(SG,1x1)
M23 L2322808-3

F4:Voltage SIR,EI+
409.7789
6.253e+003



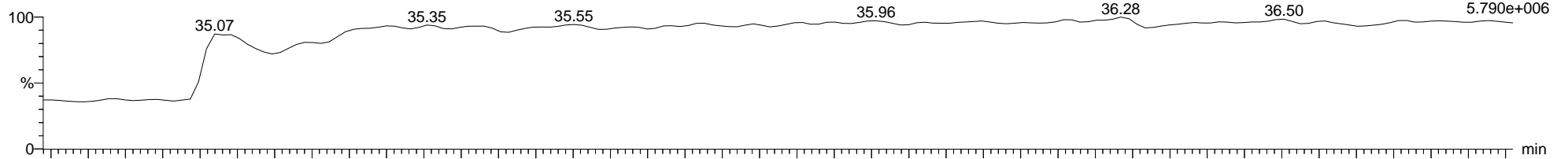
7-190816A24 Smooth(SG,1x1)
M23 L2322808-3

F4:Voltage SIR,EI+
411.7759
6.389e+003



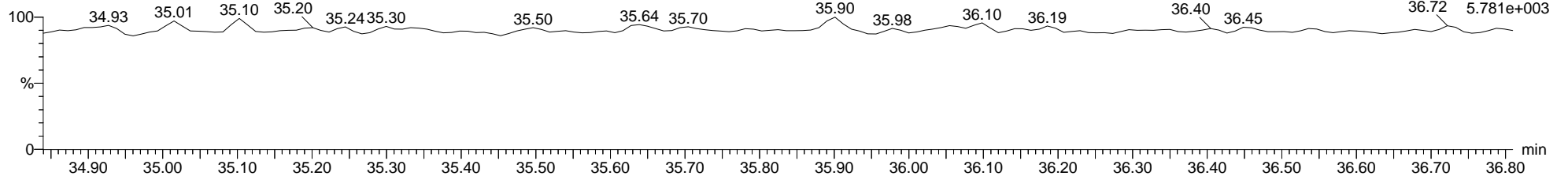
7-190816A24 Smooth(SG,1x1)
M23 L2322808-3

F4:Voltage SIR,EI+
454.9728
5.790e+006



7-190816A24 Smooth(SG,1x1)
M23 L2322808-3

F4:Voltage SIR,EI+
479.7165
5.781e+003



Quantify Sample Report MassLynx MassLynx V4.1 SCN 901

Dataset: C:\MassLynx\Dioxin.PRO\Result Files\7-190816A2-Q2-0816TP.qld

Last Altered: Monday, August 19, 2019 11:56:41 Eastern Daylight Time

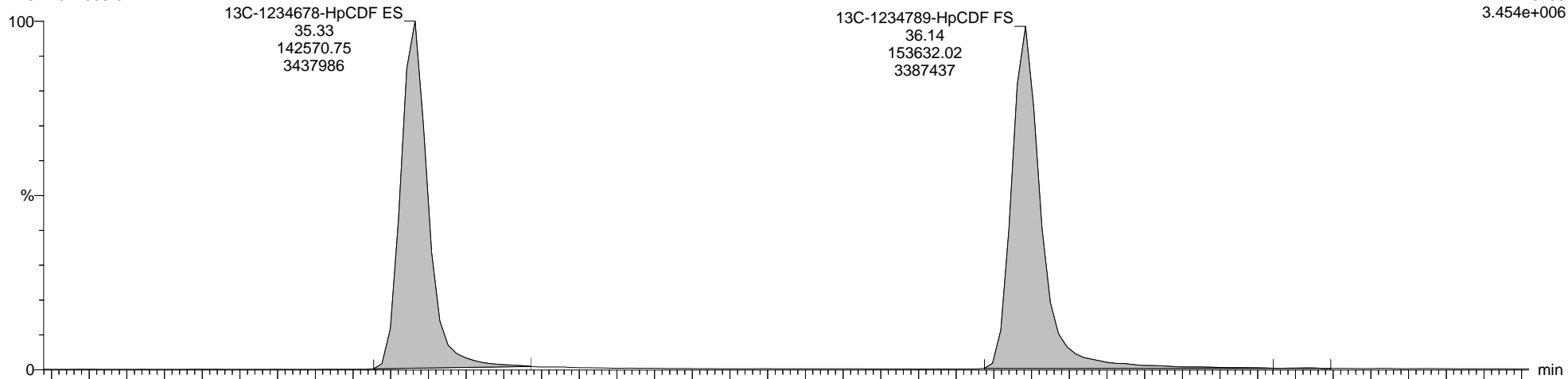
Printed: Friday, August 30, 2019 14:35:25 Eastern Daylight Time

Name: 7-190816A24, Date: 16-Aug-2019, Time: 14:17:46, ID: L2322808-3, Description: M23, Vial: Tray1:20

13C-1234678-HpCDF ES

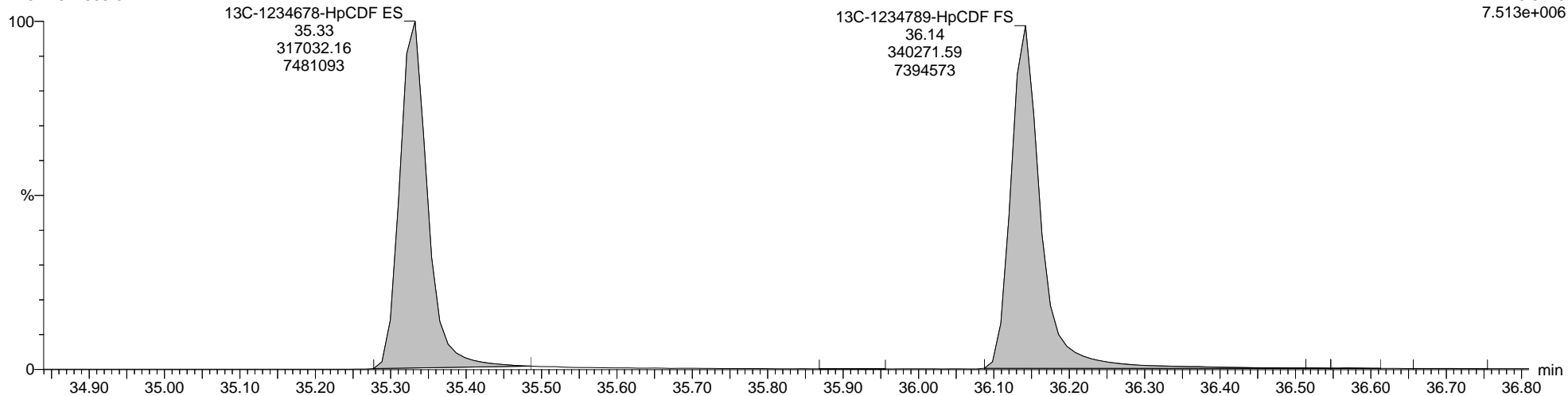
7-190816A24 Smooth(SG,1x1)
M23 L2322808-3

F4:Voltage SIR,EI+
417.8253
3.454e+006



7-190816A24 Smooth(SG,1x1)
M23 L2322808-3

F4:Voltage SIR,EI+
419.8220
7.513e+006



Quantify Sample Report MassLynx MassLynx V4.1 SCN 901

Dataset: C:\MassLynx\Dioxin.PRO\Result Files\7-190816A2-Q2-0816TP.qld

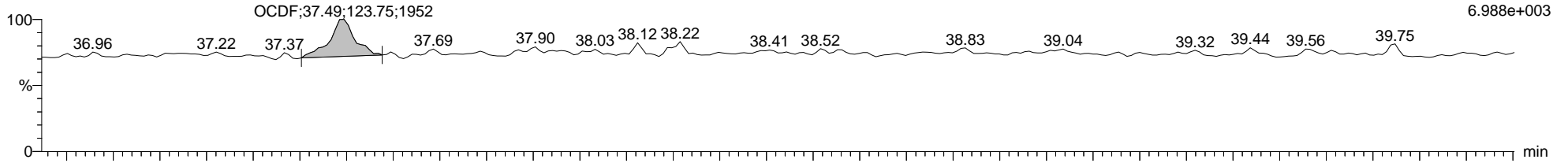
Last Altered: Monday, August 19, 2019 11:56:41 Eastern Daylight Time
Printed: Friday, August 30, 2019 14:35:25 Eastern Daylight Time

Name: 7-190816A24, Date: 16-Aug-2019, Time: 14:17:46, ID: L2322808-3, Description: M23, Vial: Tray1:20

Totals-OCDF

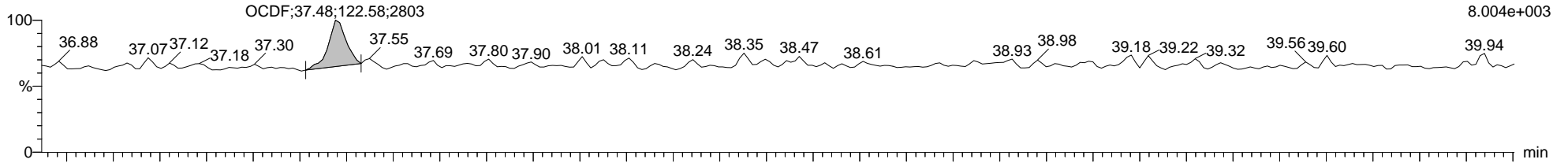
7-190816A24 Smooth(SG,1x1)
M23 L2322808-3

F5:Voltage SIR,EI+
441.7428
6.988e+003



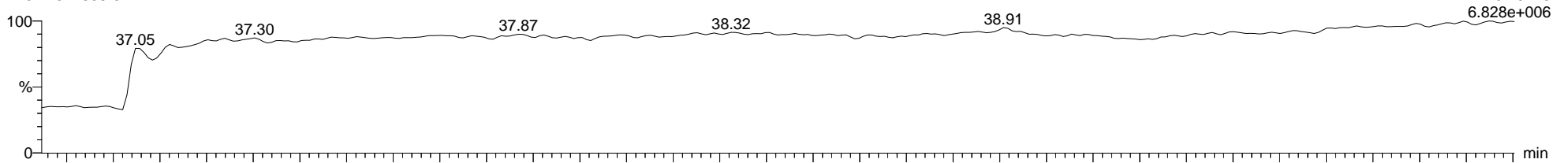
7-190816A24 Smooth(SG,1x1)
M23 L2322808-3

F5:Voltage SIR,EI+
443.7398
8.004e+003



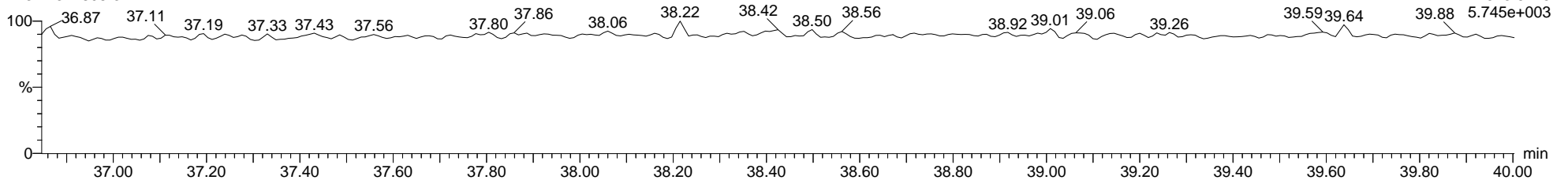
7-190816A24 Smooth(SG,1x1)
M23 L2322808-3

F5:Voltage SIR,EI+
454.9728
6.828e+006



7-190816A24 Smooth(SG,1x1)
M23 L2322808-3

F5:Voltage SIR,EI+
513.6775
5.745e+003



Quantify Sample Report MassLynx MassLynx V4.1 SCN 901

Dataset: C:\MassLynx\Dioxin.PRO\Result Files\7-190816A2-Q2-0816TP.qld

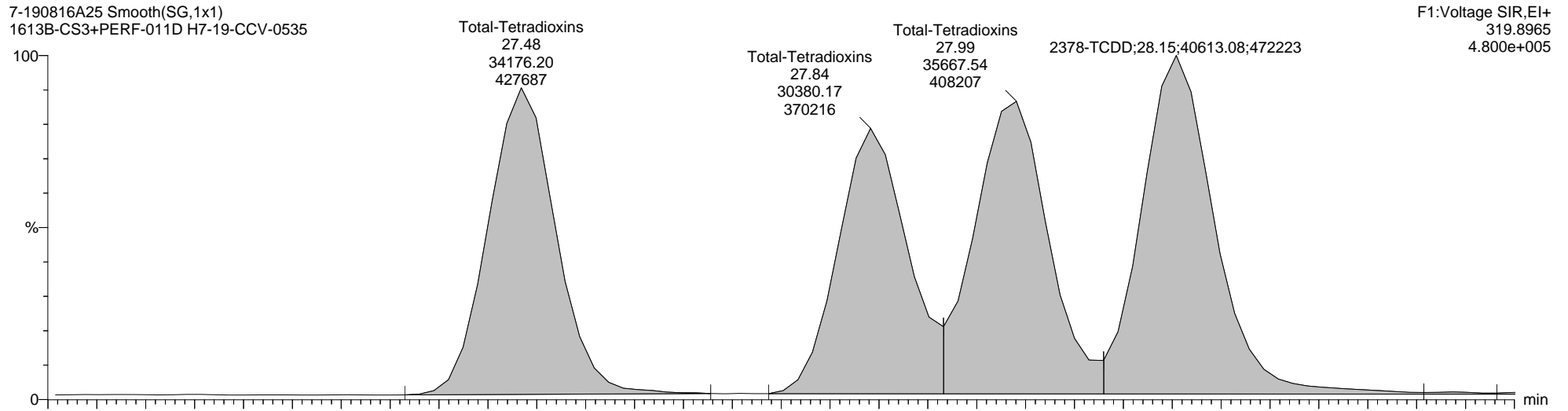
Last Altered: Monday, August 19, 2019 11:56:41 Eastern Daylight Time

Printed: Friday, August 30, 2019 14:35:25 Eastern Daylight Time

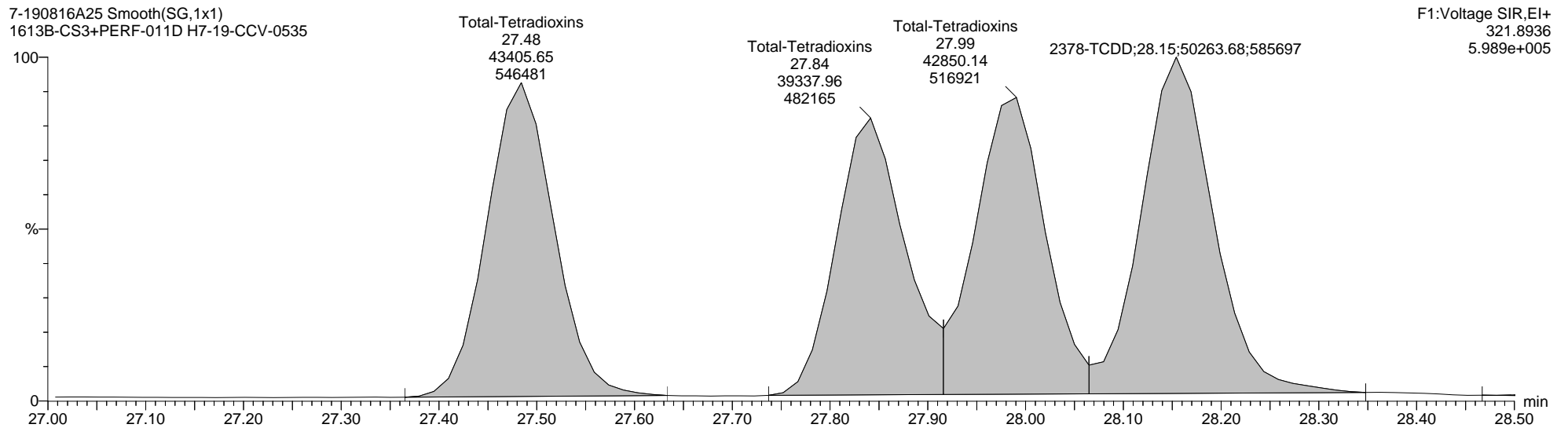
Name: 7-190816A25, Date: 16-Aug-2019, Time: 14:59:53, ID: H7-19-CCV-0535, Description: 1613B-CS3+PERF-011D, Vial: Tray1:1

2378-TCDD

7-190816A25 Smooth(SG,1x1)
1613B-CS3+PERF-011D H7-19-CCV-0535



7-190816A25 Smooth(SG,1x1)
1613B-CS3+PERF-011D H7-19-CCV-0535



Quantify Sample Report MassLynx MassLynx V4.1 SCN 901

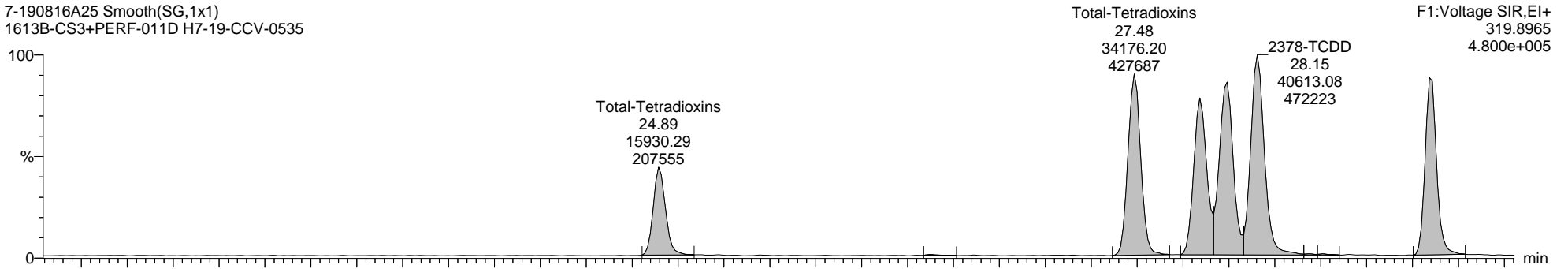
Dataset: C:\MassLynx\Dioxin.PRO\Result Files\7-190816A2-Q2-0816TP.qld

Last Altered: Monday, August 19, 2019 11:56:41 Eastern Daylight Time
Printed: Friday, August 30, 2019 14:35:25 Eastern Daylight Time

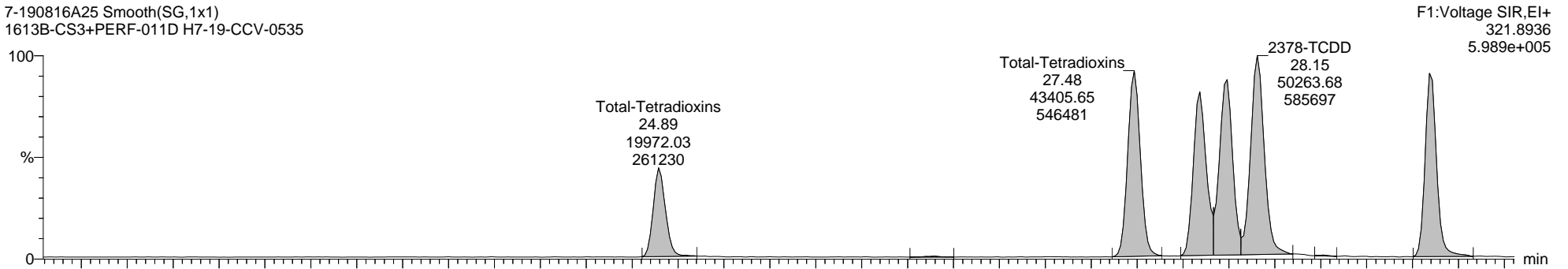
Name: 7-190816A25, Date: 16-Aug-2019, Time: 14:59:53, ID: H7-19-CCV-0535, Description: 1613B-CS3+PERF-011D, Vial: Tray1:1

Total-Tetradoxins

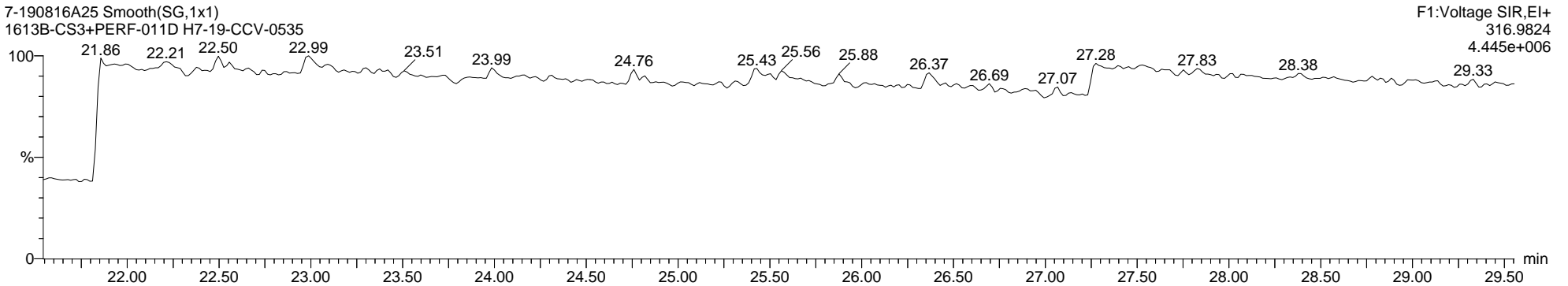
7-190816A25 Smooth(SG,1x1)
1613B-CS3+PERF-011D H7-19-CCV-0535



7-190816A25 Smooth(SG,1x1)
1613B-CS3+PERF-011D H7-19-CCV-0535



7-190816A25 Smooth(SG,1x1)
1613B-CS3+PERF-011D H7-19-CCV-0535



Dataset: C:\MassLynx\Dioxin.PRO\Result Files\7-190816A2-Q2-0816TP.qld

Last Altered: Monday, August 19, 2019 11:56:41 Eastern Daylight Time


Printed: Friday, August 30, 2019 14:35:25 Eastern Daylight Time

Name: 7-190816A25, Date: 16-Aug-2019, Time: 14:59:53, ID: H7-19-CCV-0535, Description: 1613B-CS3+PERF-011D, Vial: Tray1:1

13C-2378-TCDD ES

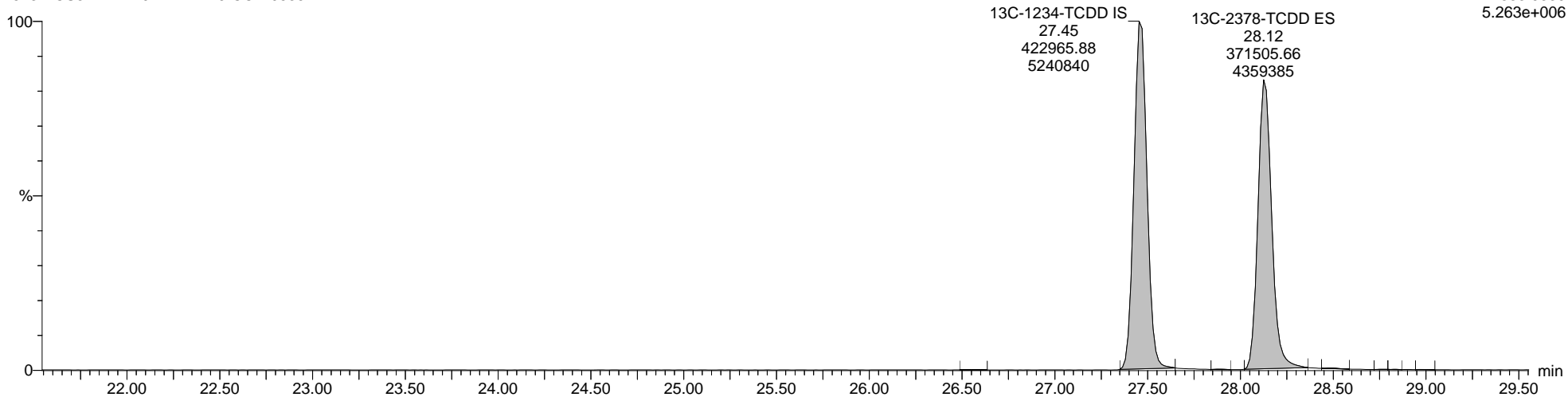
7-190816A25 Smooth(SG,1x1)
1613B-CS3+PERF-011D H7-19-CCV-0535

F1:Voltage SIR,EI+
331.9368
4.239e+006



7-190816A25 Smooth(SG,1x1)
1613B-CS3+PERF-011D H7-19-CCV-0535

F1:Voltage SIR,EI+
333.9339
5.263e+006



Quantify Sample Report MassLynx MassLynx V4.1 SCN 901

Dataset: C:\MassLynx\Dioxin.PRO\Result Files\7-190816A2-Q2-0816TP.qld

Last Altered: Monday, August 19, 2019 11:56:41 Eastern Daylight Time


Printed: Friday, August 30, 2019 14:35:25 Eastern Daylight Time

Name: 7-190816A25, Date: 16-Aug-2019, Time: 14:59:53, ID: H7-19-CCV-0535, Description: 1613B-CS3+PERF-011D, Vial: Tray1:1

Totals-37Cl-2378-TCDD

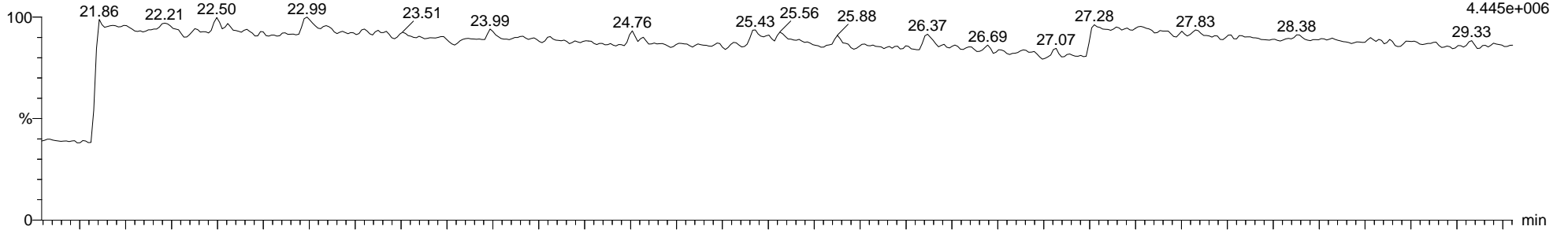
7-190816A25 Smooth(SG,1x1)
1613B-CS3+PERF-011D H7-19-CCV-0535

F1:Voltage SIR,EI+
327.8847
1.042e+006



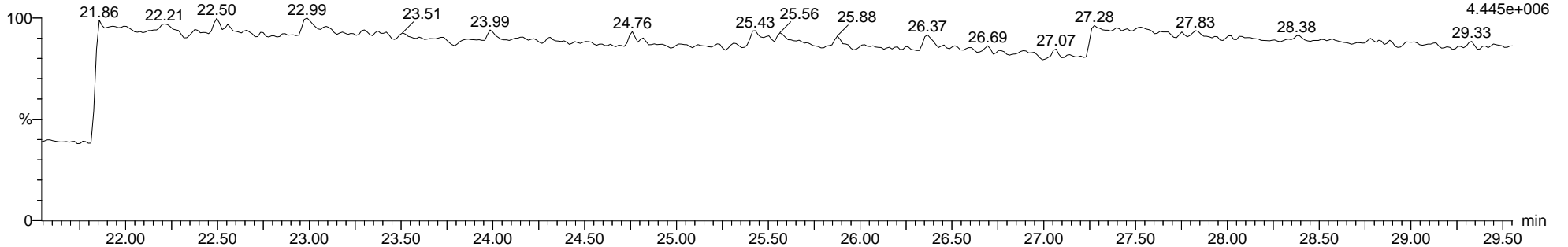
7-190816A25 Smooth(SG,1x1)
1613B-CS3+PERF-011D H7-19-CCV-0535

F1:Voltage SIR,EI+
316.9824
4.445e+006



7-190816A25 Smooth(SG,1x1)
1613B-CS3+PERF-011D H7-19-CCV-0535

F1:Voltage SIR,EI+
316.9824
4.445e+006



Quantify Sample Report MassLynx MassLynx V4.1 SCN 901

Dataset: C:\MassLynx\Dioxin.PRO\Result Files\7-190816A2-Q2-0816TP.qld

Last Altered: Monday, August 19, 2019 11:56:41 Eastern Daylight Time


Printed: Friday, August 30, 2019 14:35:25 Eastern Daylight Time

Name: 7-190816A25, Date: 16-Aug-2019, Time: 14:59:53, ID: H7-19-CCV-0535, Description: 1613B-CS3+PERF-011D, Vial: Tray1:1

Total-Pentadioxins

7-190816A25 Smooth(SG,1x1)


1613B-CS3+PERF-011D H7-19-CCV-0535



F2:Voltage SIR,EI+
355.8546
3.949e+006

7-190816A25 Smooth(SG,1x1)

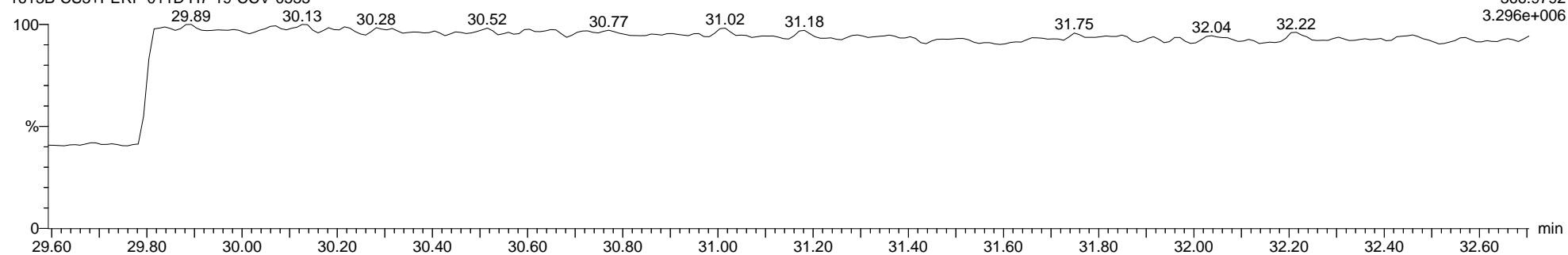
1613B-CS3+PERF-011D H7-19-CCV-0535



F2:Voltage SIR,EI+
353.8576
2.466e+006

7-190816A25 Smooth(SG,1x1)

1613B-CS3+PERF-011D H7-19-CCV-0535



F2:Voltage SIR,EI+
366.9792
3.296e+006

Dataset: C:\MassLynx\Dioxin.PRO\Result Files\7-190816A2-Q2-0816TP.qld

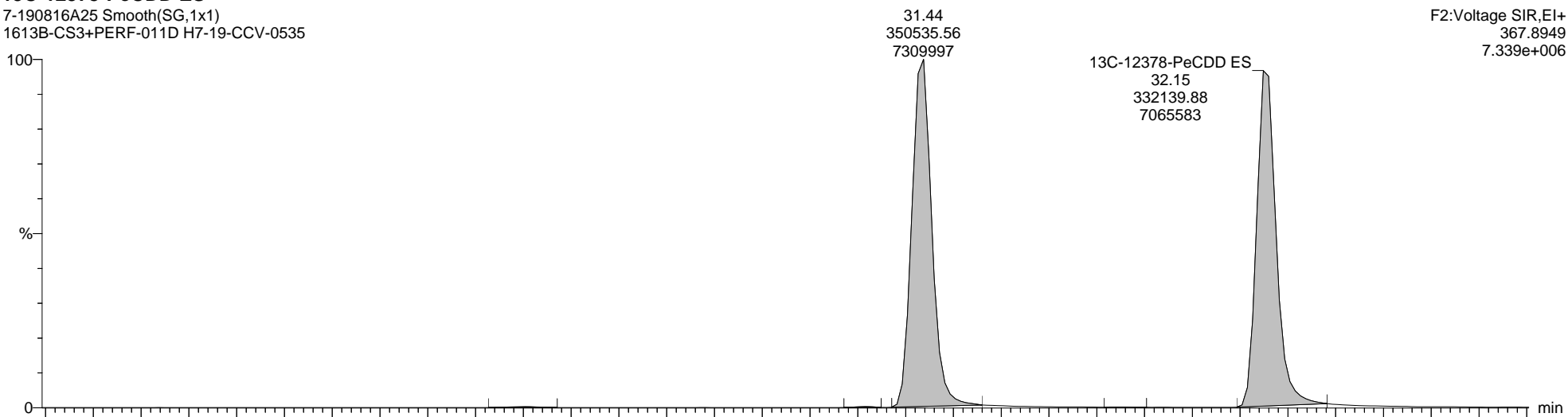
Last Altered: Monday, August 19, 2019 11:56:41 Eastern Daylight Time

Printed: Friday, August 30, 2019 14:35:25 Eastern Daylight Time

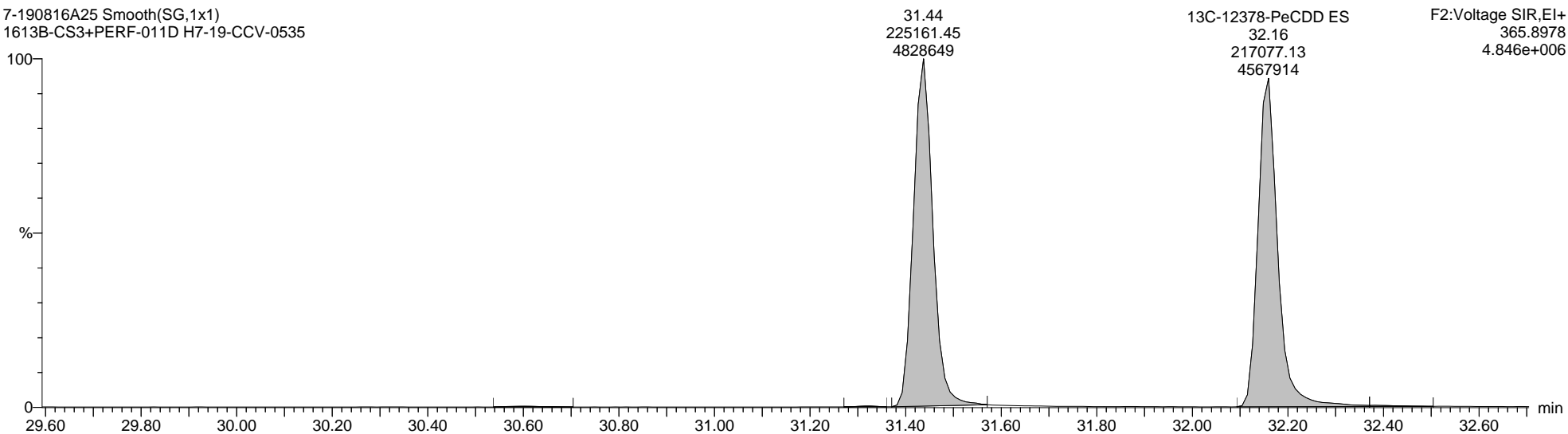
Name: 7-190816A25, Date: 16-Aug-2019, Time: 14:59:53, ID: H7-19-CCV-0535, Description: 1613B-CS3+PERF-011D, Vial: Tray1:1

13C-12378-PeCDD ES

7-190816A25 Smooth(SG,1x1)
1613B-CS3+PERF-011D H7-19-CCV-0535



7-190816A25 Smooth(SG,1x1)
1613B-CS3+PERF-011D H7-19-CCV-0535



Quantify Sample Report MassLynx MassLynx V4.1 SCN 901

Dataset: C:\MassLynx\Dioxin.PRO\Result Files\7-190816A2-Q2-0816TP.qld

Last Altered: Monday, August 19, 2019 11:56:41 Eastern Daylight Time

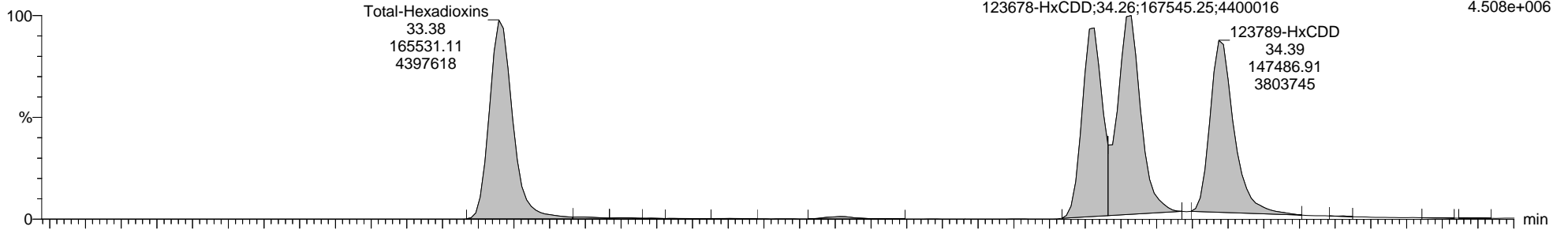
Printed: Friday, August 30, 2019 14:35:25 Eastern Daylight Time

Name: 7-190816A25, Date: 16-Aug-2019, Time: 14:59:53, ID: H7-19-CCV-0535, Description: 1613B-CS3+PERF-011D, Vial: Tray1:1

Total-Hexadioxins

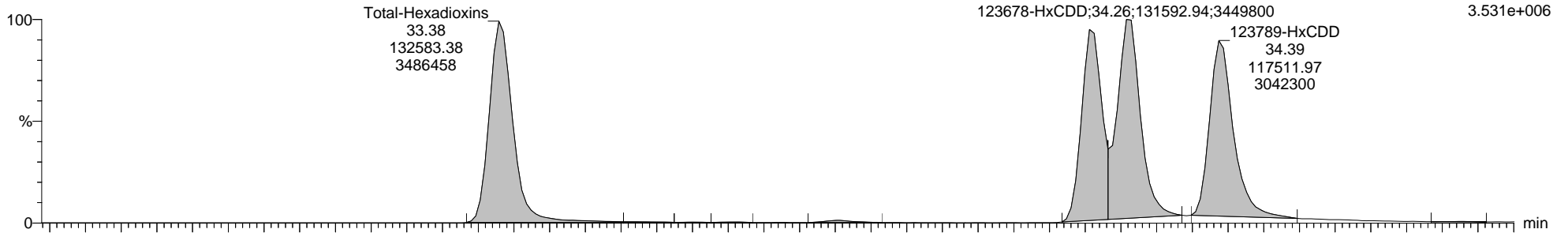
7-190816A25 Smooth(SG,1x1)
1613B-CS3+PERF-011D H7-19-CCV-0535

F3:Voltage SIR,EI+
389.8157
4.508e+006



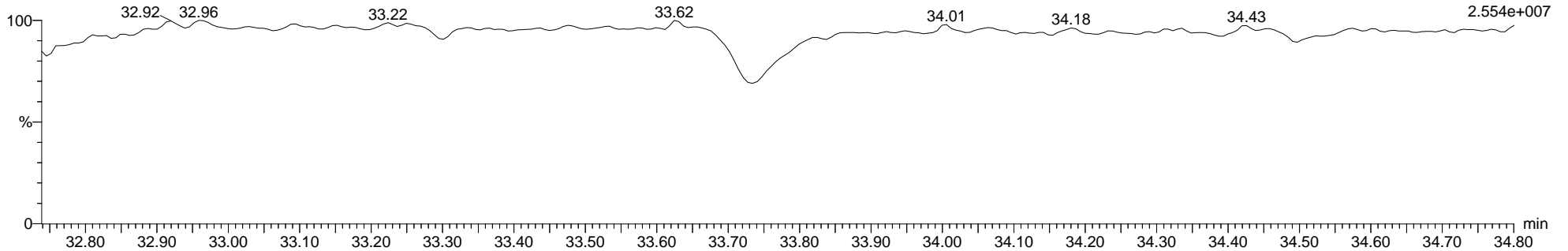
7-190816A25 Smooth(SG,1x1)
1613B-CS3+PERF-011D H7-19-CCV-0535

F3:Voltage SIR,EI+
391.8127
3.531e+006



7-190816A25 Smooth(SG,1x1)
1613B-CS3+PERF-011D H7-19-CCV-0535

F3:Voltage SIR,EI+
380.9760
2.554e+007



Quantify Sample Report MassLynx MassLynx V4.1 SCN 901

Dataset: C:\MassLynx\Dioxin.PRO\Result Files\7-190816A2-Q2-0816TP.qld

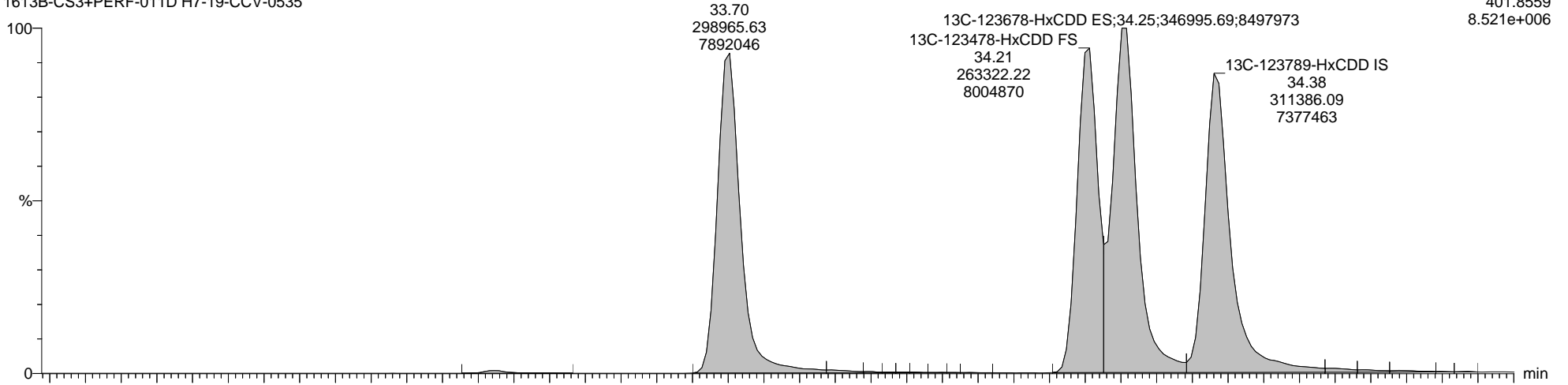
Last Altered: Monday, August 19, 2019 11:56:41 Eastern Daylight Time
Printed: Friday, August 30, 2019 14:35:25 Eastern Daylight Time

Name: 7-190816A25, Date: 16-Aug-2019, Time: 14:59:53, ID: H7-19-CCV-0535, Description: 1613B-CS3+PERF-011D, Vial: Tray1:1

13C-123678-HxCDD ES

7-190816A25 Smooth(SG,1x1)
1613B-CS3+PERF-011D H7-19-CCV-0535

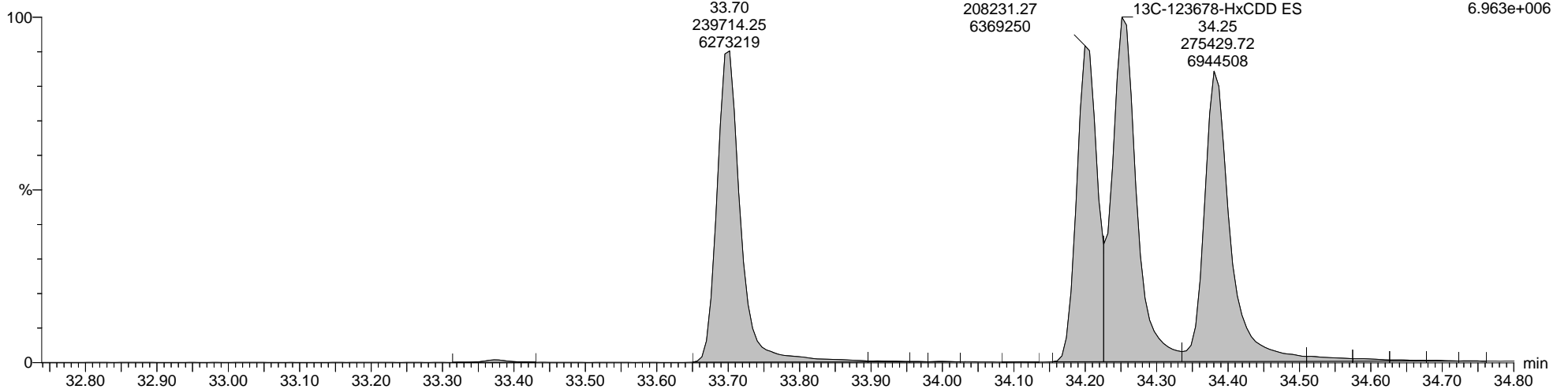
F3:Voltage SIR,EI+
401.8559
8.521e+006



7-190816A25 Smooth(SG,1x1)
1613B-CS3+PERF-011D H7-19-CCV-0535

13C-123478-HxCDD FS
34.20
208231.27
6369250

F3:Voltage SIR,EI+
403.8530
6.963e+006



Quantify Sample Report MassLynx MassLynx V4.1 SCN 901

Dataset: C:\MassLynx\Dioxin.PRO\Result Files\7-190816A2-Q2-0816TP.qld

Last Altered: Monday, August 19, 2019 11:56:41 Eastern Daylight Time

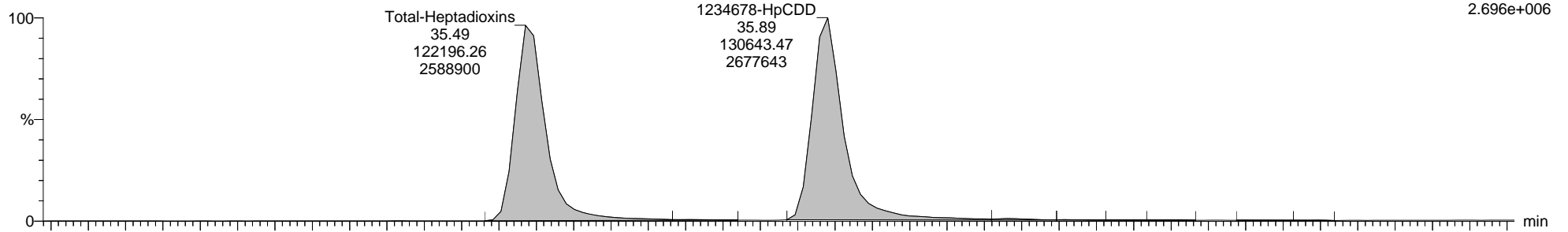
Printed: Friday, August 30, 2019 14:35:25 Eastern Daylight Time

Name: 7-190816A25, Date: 16-Aug-2019, Time: 14:59:53, ID: H7-19-CCV-0535, Description: 1613B-CS3+PERF-011D, Vial: Tray1:1

Total-Heptadioxins

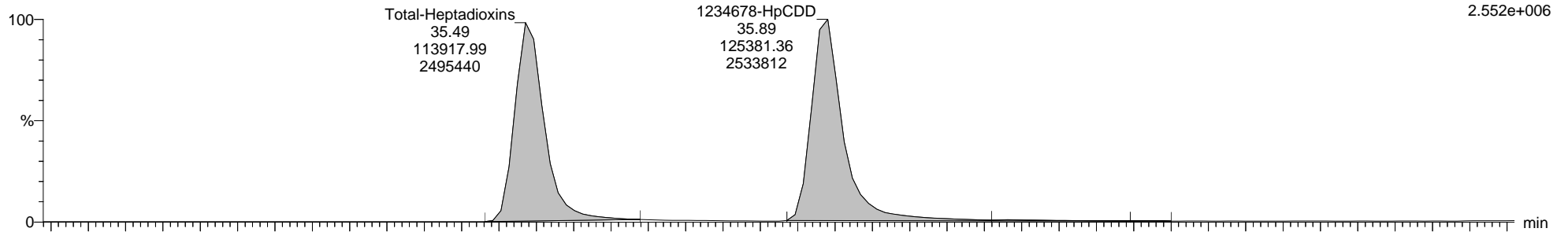
7-190816A25 Smooth(SG,1x1)
1613B-CS3+PERF-011D H7-19-CCV-0535

F4:Voltage SIR,EI+
423.7766
2.696e+006



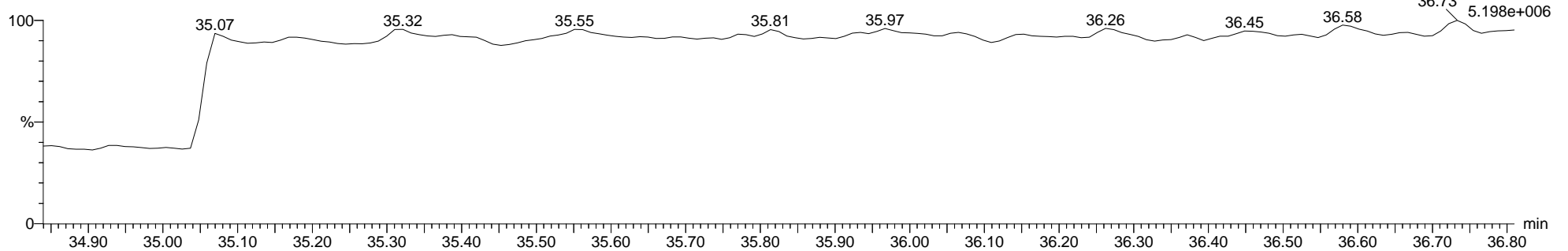
7-190816A25 Smooth(SG,1x1)
1613B-CS3+PERF-011D H7-19-CCV-0535

F4:Voltage SIR,EI+
425.7737
2.552e+006



7-190816A25 Smooth(SG,1x1)
1613B-CS3+PERF-011D H7-19-CCV-0535

F4:Voltage SIR,EI+
454.9728
5.198e+006



Quantify Sample Report MassLynx MassLynx V4.1 SCN 901

Dataset: C:\MassLynx\Dioxin.PRO\Result Files\7-190816A2-Q2-0816TP.qld

Last Altered: Monday, August 19, 2019 11:56:41 Eastern Daylight Time

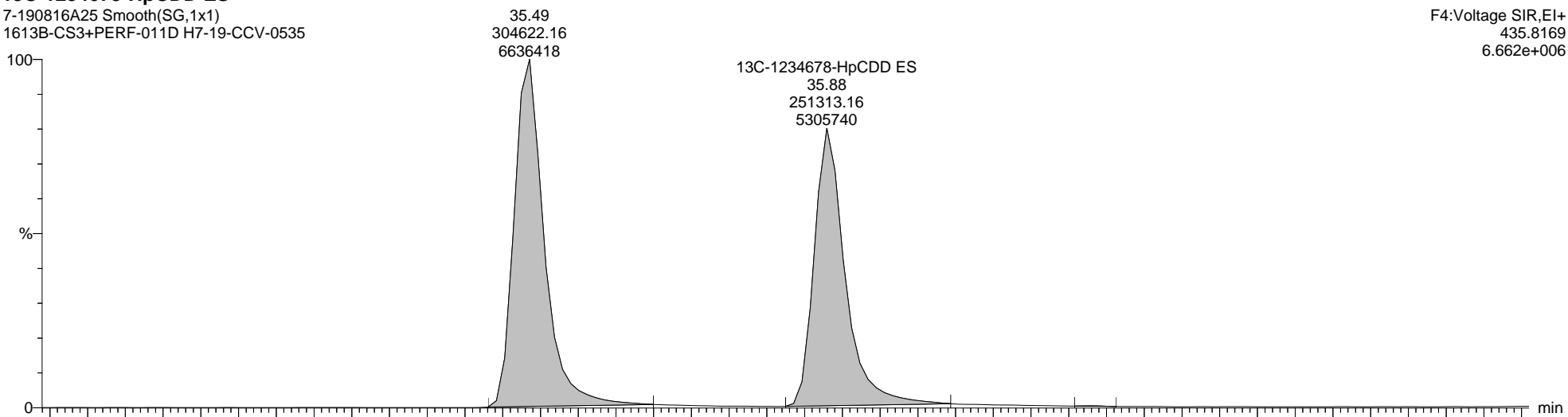
Printed: Friday, August 30, 2019 14:35:25 Eastern Daylight Time

Name: 7-190816A25, Date: 16-Aug-2019, Time: 14:59:53, ID: H7-19-CCV-0535, Description: 1613B-CS3+PERF-011D, Vial: Tray1:1

13C-1234678-HpCDD ES

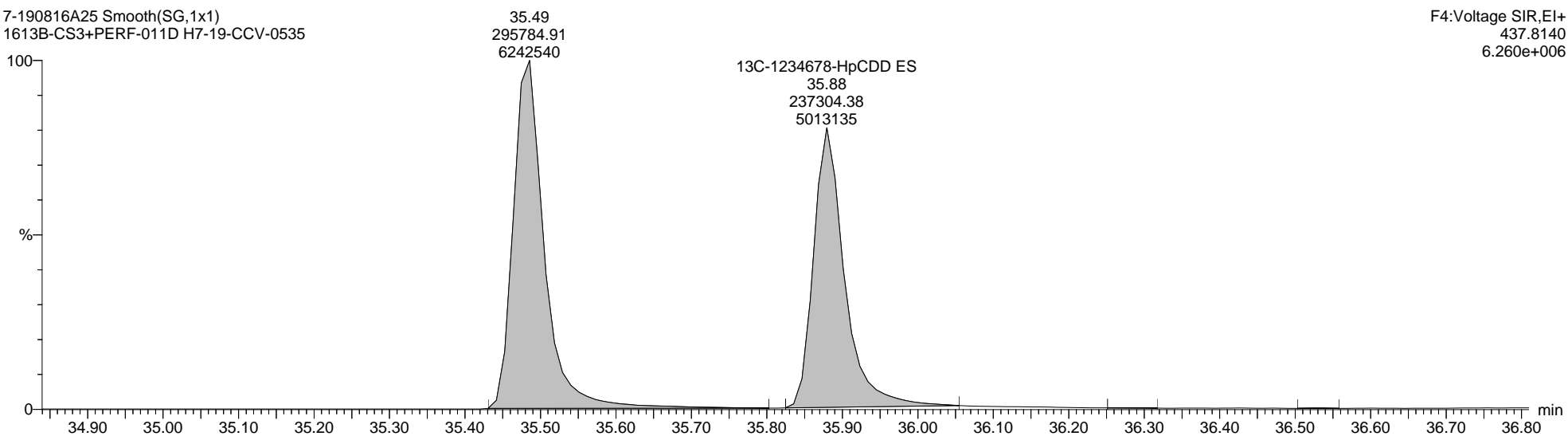
7-190816A25 Smooth(SG,1x1)
1613B-CS3+PERF-011D H7-19-CCV-0535

F4:Voltage SIR,EI+
435.8169
6.662e+006



7-190816A25 Smooth(SG,1x1)
1613B-CS3+PERF-011D H7-19-CCV-0535

F4:Voltage SIR,EI+
437.8140
6.260e+006



Quantify Sample Report **MassLynx MassLynx V4.1 SCN 901**

Dataset: C:\MassLynx\Dioxin.PRO\Result Files\7-190816A2-Q2-0816TP.qld

Last Altered: Monday, August 19, 2019 11:56:41 Eastern Daylight Time


Printed: Friday, August 30, 2019 14:35:25 Eastern Daylight Time

Name: 7-190816A25, Date: 16-Aug-2019, Time: 14:59:53, ID: H7-19-CCV-0535, Description: 1613B-CS3+PERF-011D, Vial: Tray1:1

Total-OCDD


7-190816A25 Smooth(SG,1x1)
1613B-CS3+PERF-011D H7-19-CCV-0535

F5:Voltage SIR,EI+
457.7377
3.720e+006



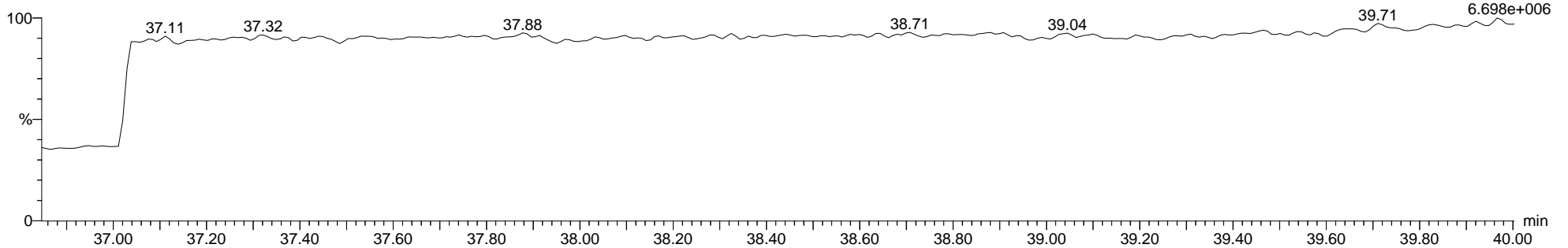
7-190816A25 Smooth(SG,1x1)
1613B-CS3+PERF-011D H7-19-CCV-0535

F5:Voltage SIR,EI+
459.7348
4.061e+006



7-190816A25 Smooth(SG,1x1)
1613B-CS3+PERF-011D H7-19-CCV-0535

F5:Voltage SIR,EI+
454.9728
6.698e+006



Quantify Sample Report **MassLynx MassLynx V4.1 SCN 901**

Dataset: C:\MassLynx\Dioxin.PRO\Result Files\7-190816A2-Q2-0816TP.qld

Last Altered: Monday, August 19, 2019 11:56:41 Eastern Daylight Time


Printed: Friday, August 30, 2019 14:35:25 Eastern Daylight Time

Name: 7-190816A25, Date: 16-Aug-2019, Time: 14:59:53, ID: H7-19-CCV-0535, Description: 1613B-CS3+PERF-011D, Vial: Tray1:1

13C-OCDD ES

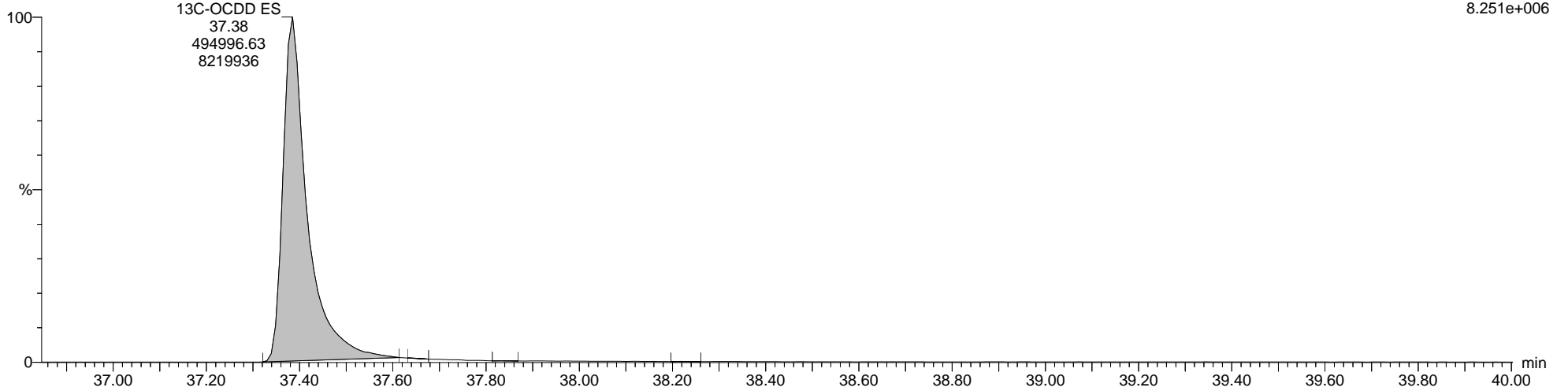
7-190816A25 Smooth(SG,1x1)
1613B-CS3+PERF-011D H7-19-CCV-0535

F5:Voltage SIR,EI+
469.7779
7.416e+006



7-190816A25 Smooth(SG,1x1)
1613B-CS3+PERF-011D H7-19-CCV-0535

F5:Voltage SIR,EI+
471.7750
8.251e+006



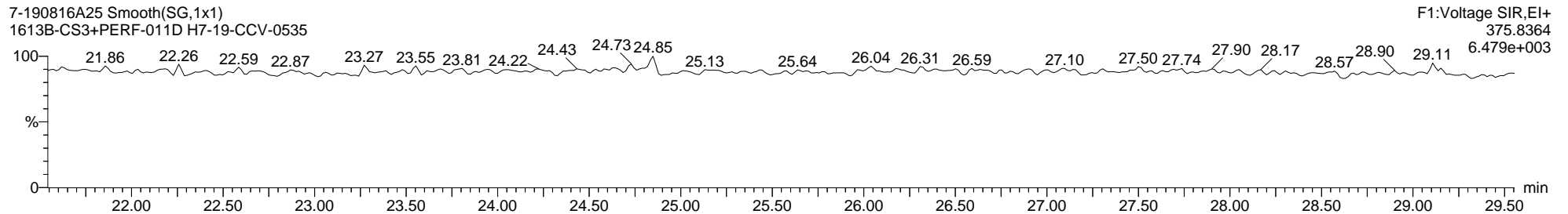
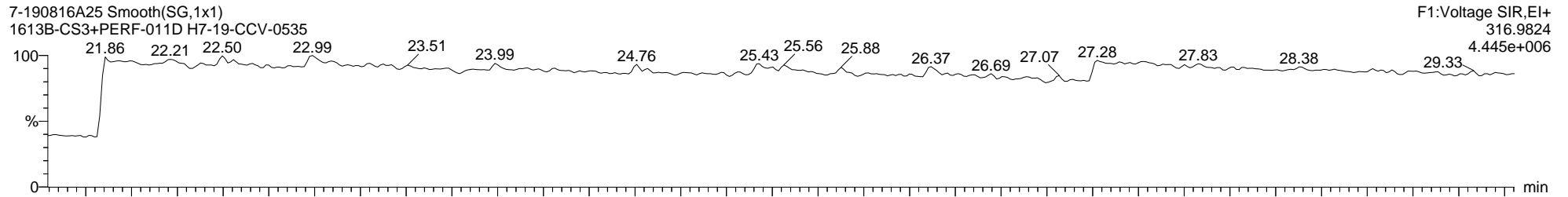
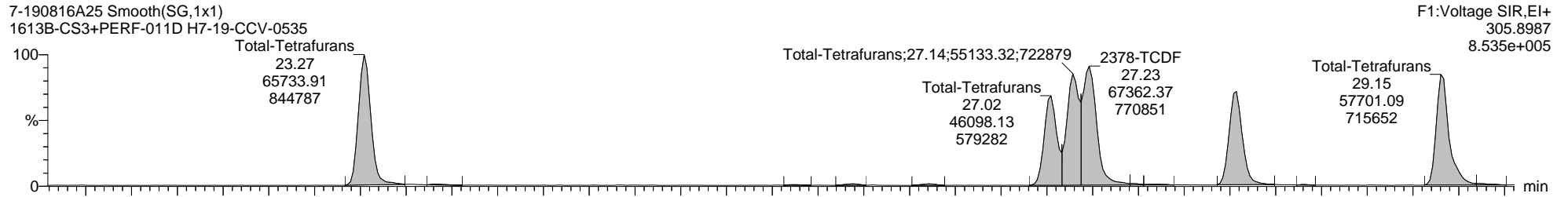
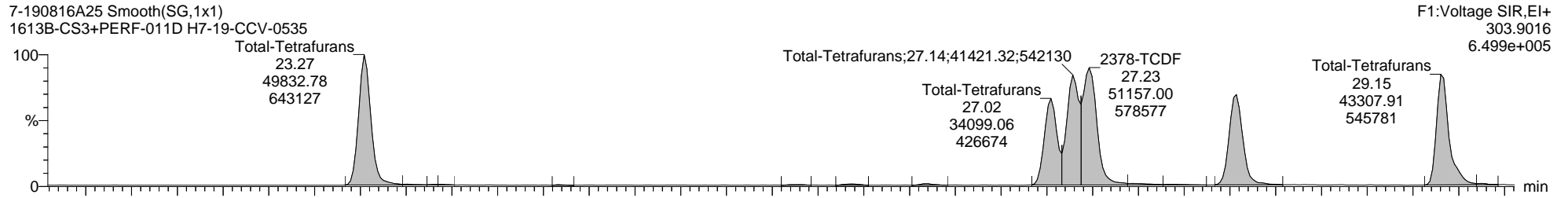
Quantify Sample Report MassLynx MassLynx V4.1 SCN 901

Dataset: C:\MassLynx\Dioxin.PRO\Result Files\7-190816A2-Q2-0816TP.qld

Last Altered: Monday, August 19, 2019 11:56:41 Eastern Daylight Time
Printed: Friday, August 30, 2019 14:35:25 Eastern Daylight Time

Name: 7-190816A25, Date: 16-Aug-2019, Time: 14:59:53, ID: H7-19-CCV-0535, Description: 1613B-CS3+PERF-011D, Vial: Tray1:1

Total-Tetrafurans



Dataset: C:\MassLynx\Dioxin.PRO\Result Files\7-190816A2-Q2-0816TP.qld

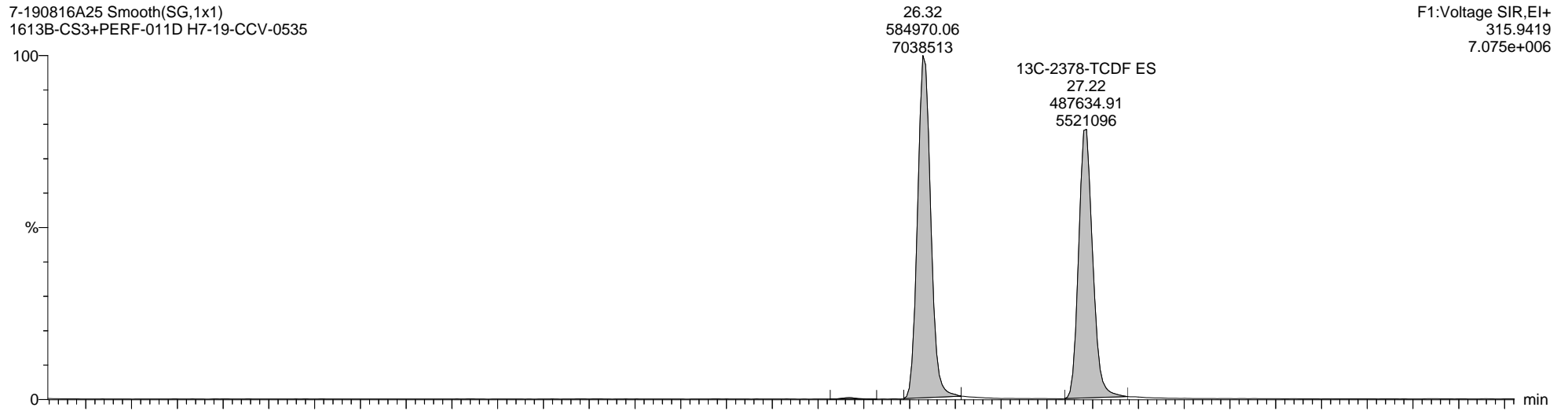
Last Altered: Monday, August 19, 2019 11:56:41 Eastern Daylight Time

Printed: Friday, August 30, 2019 14:35:25 Eastern Daylight Time

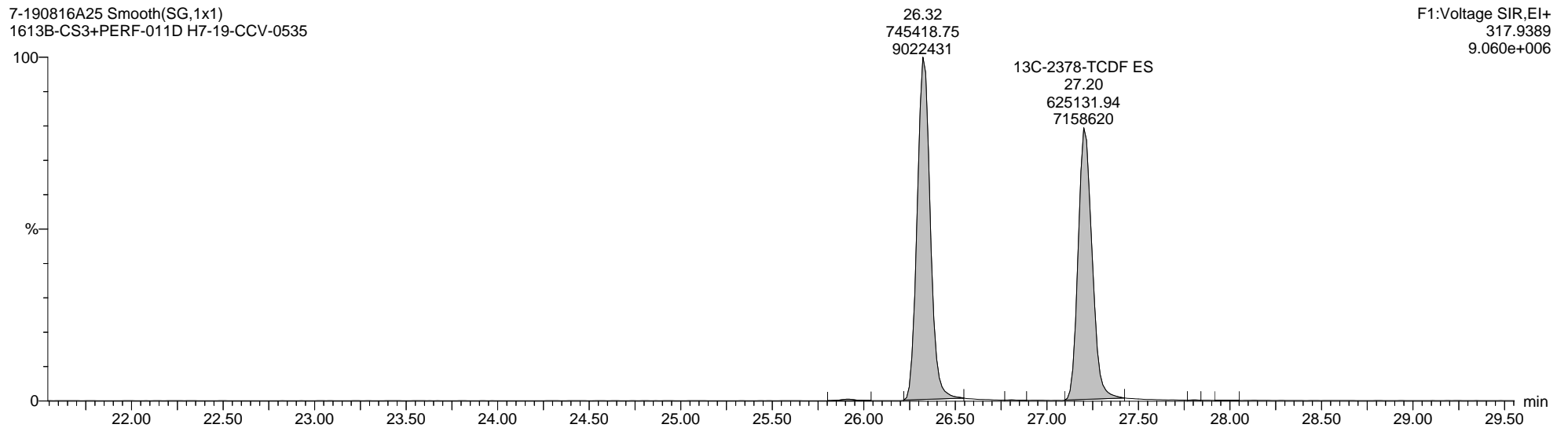
Name: 7-190816A25, Date: 16-Aug-2019, Time: 14:59:53, ID: H7-19-CCV-0535, Description: 1613B-CS3+PERF-011D, Vial: Tray1:1

13C-2378-TCDF ES

7-190816A25 Smooth(SG,1x1)
1613B-CS3+PERF-011D H7-19-CCV-0535



7-190816A25 Smooth(SG,1x1)
1613B-CS3+PERF-011D H7-19-CCV-0535



Quantify Sample Report MassLynx MassLynx V4.1 SCN 901


Dataset: C:\MassLynx\Dioxin.PRO\Result Files\7-190816A2-Q2-0816TP.qld

Last Altered: Monday, August 19, 2019 11:56:41 Eastern Daylight Time
Printed: Friday, August 30, 2019 14:35:25 Eastern Daylight Time

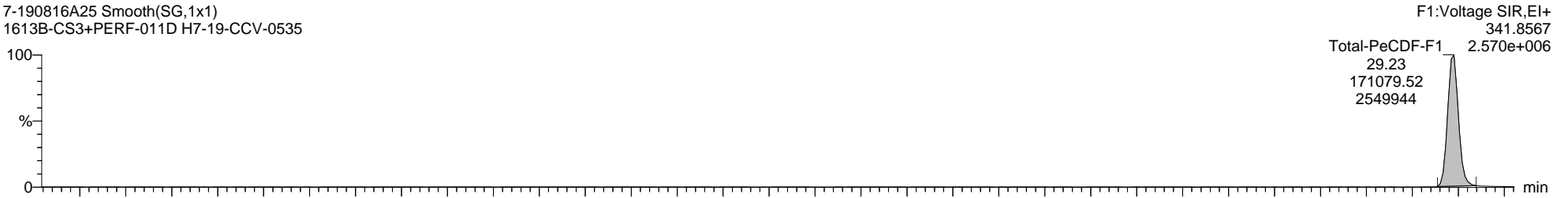
Name: 7-190816A25, Date: 16-Aug-2019, Time: 14:59:53, ID: H7-19-CCV-0535, Description: 1613B-CS3+PERF-011D, Vial: Tray1:1

Total-PeCDF-F1

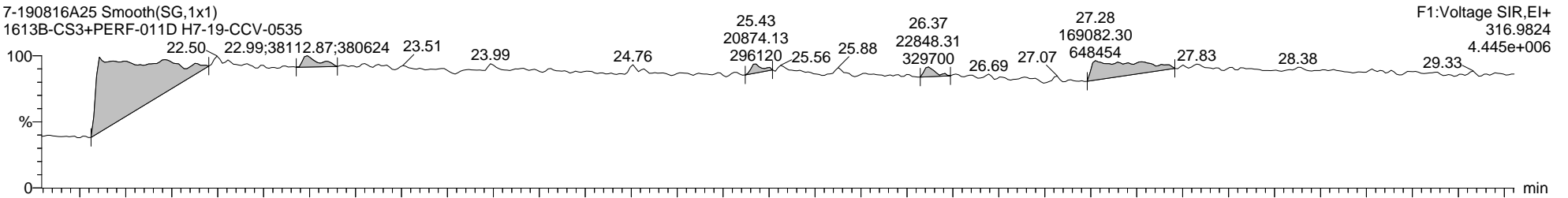
7-190816A25 Smooth(SG,1x1)
1613B-CS3+PERF-011D H7-19-CCV-0535



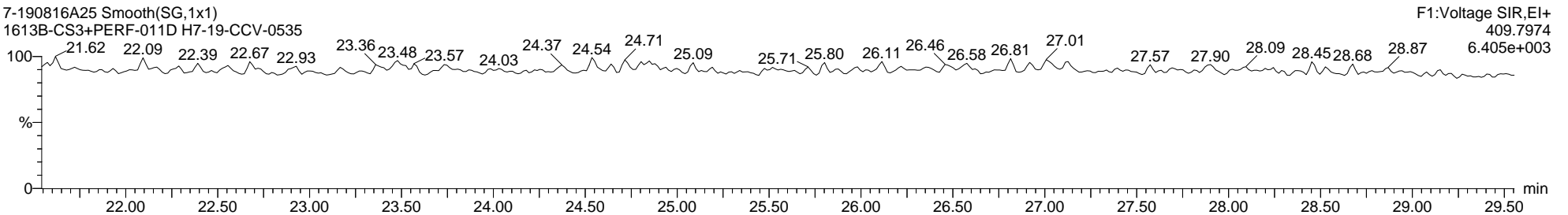
7-190816A25 Smooth(SG,1x1)
1613B-CS3+PERF-011D H7-19-CCV-0535



7-190816A25 Smooth(SG,1x1)
1613B-CS3+PERF-011D H7-19-CCV-0535



7-190816A25 Smooth(SG,1x1)
1613B-CS3+PERF-011D H7-19-CCV-0535



Quantify Sample Report MassLynx MassLynx V4.1 SCN 901

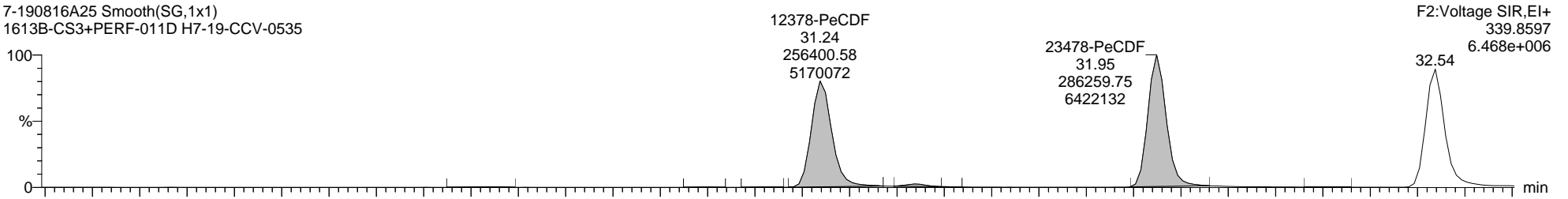
Dataset: C:\MassLynx\Dioxin.PRO\Result Files\7-190816A2-Q2-0816TP.qld

Last Altered: Monday, August 19, 2019 11:56:41 Eastern Daylight Time
Printed: Friday, August 30, 2019 14:35:25 Eastern Daylight Time

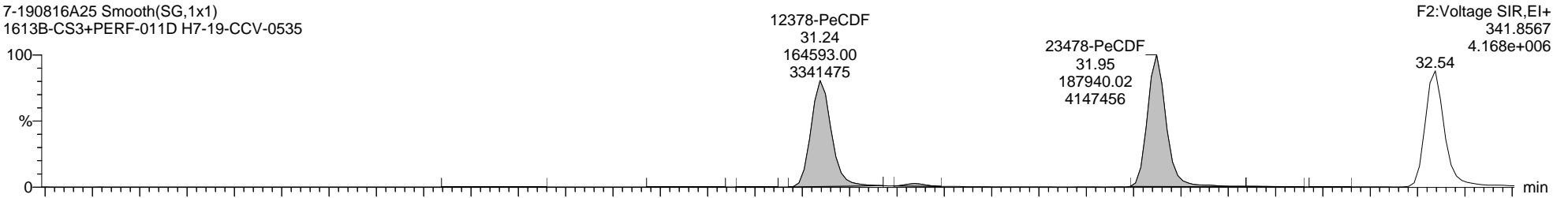
Name: 7-190816A25, Date: 16-Aug-2019, Time: 14:59:53, ID: H7-19-CCV-0535, Description: 1613B-CS3+PERF-011D, Vial: Tray1:1

Total-Pentafurans

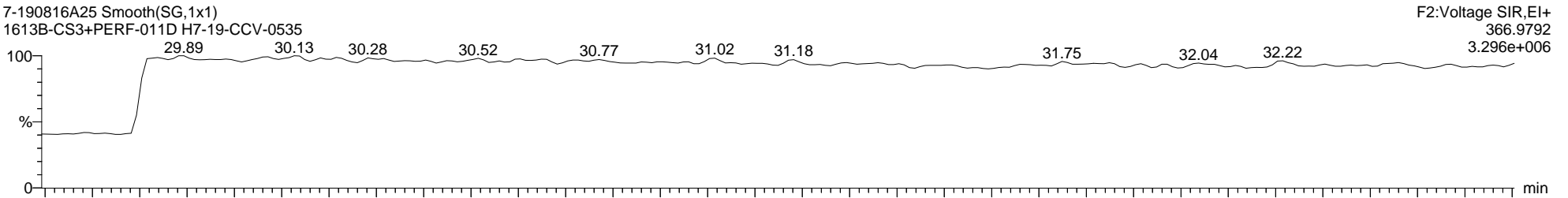
7-190816A25 Smooth(SG,1x1)
1613B-CS3+PERF-011D H7-19-CCV-0535



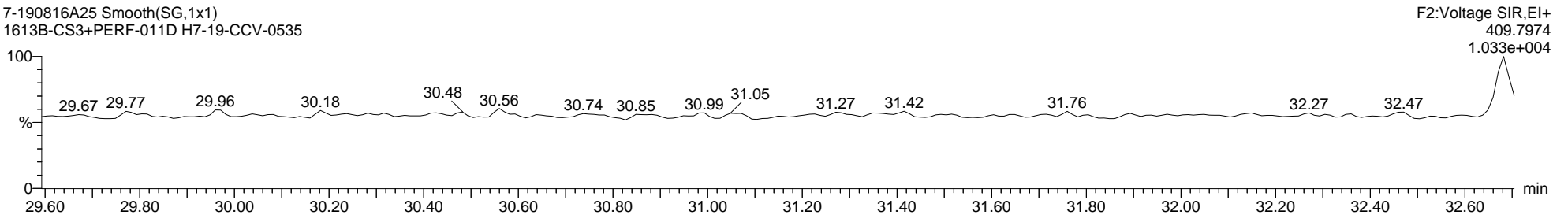
7-190816A25 Smooth(SG,1x1)
1613B-CS3+PERF-011D H7-19-CCV-0535



7-190816A25 Smooth(SG,1x1)
1613B-CS3+PERF-011D H7-19-CCV-0535



7-190816A25 Smooth(SG,1x1)
1613B-CS3+PERF-011D H7-19-CCV-0535



Quantify Sample Report MassLynx MassLynx V4.1 SCN 901

Dataset: C:\MassLynx\Dioxin.PRO\Result Files\7-190816A2-Q2-0816TP.qld

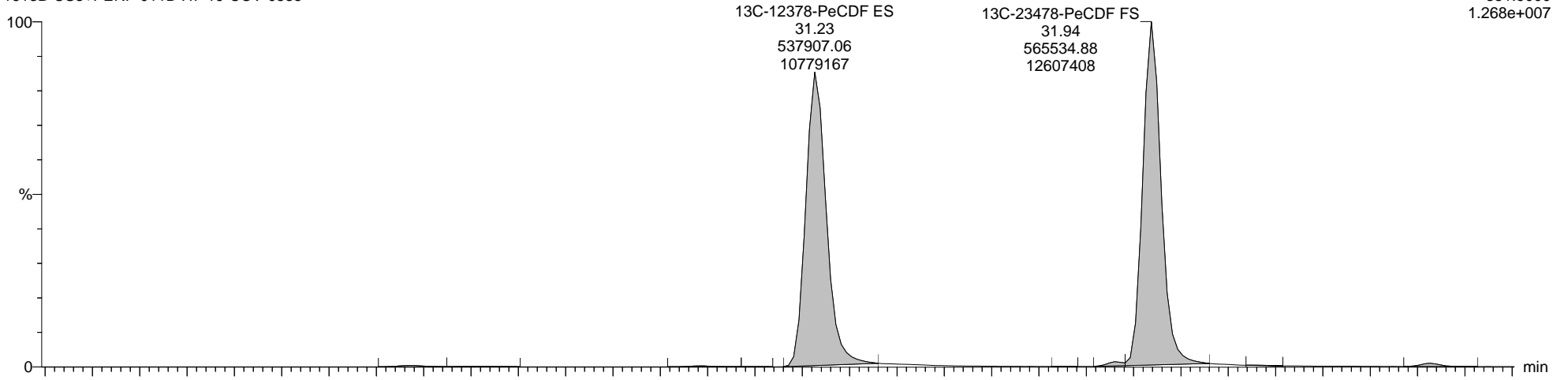
Last Altered: Monday, August 19, 2019 11:56:41 Eastern Daylight Time
Printed: Friday, August 30, 2019 14:35:25 Eastern Daylight Time

Name: 7-190816A25, Date: 16-Aug-2019, Time: 14:59:53, ID: H7-19-CCV-0535, Description: 1613B-CS3+PERF-011D, Vial: Tray1:1

13C-12378-PeCDF ES

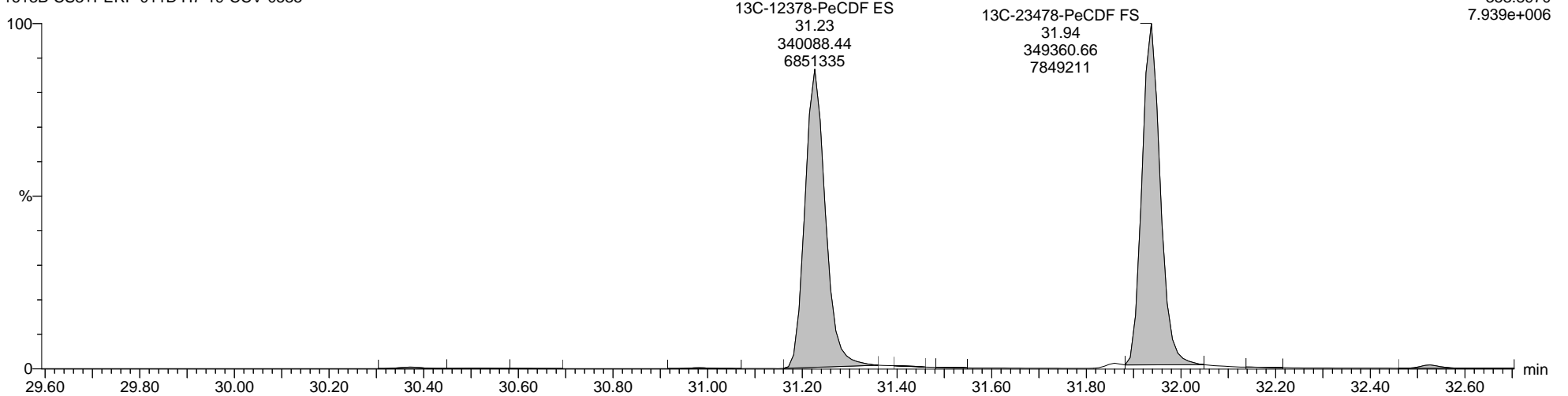
7-190816A25 Smooth(SG,1x1)
1613B-CS3+PERF-011D H7-19-CCV-0535

F2:Voltage SIR,EI+
351.9000
1.268e+007



7-190816A25 Smooth(SG,1x1)
1613B-CS3+PERF-011D H7-19-CCV-0535

F2:Voltage SIR,EI+
353.8970
7.939e+006



Quantify Sample Report MassLynx MassLynx V4.1 SCN 901

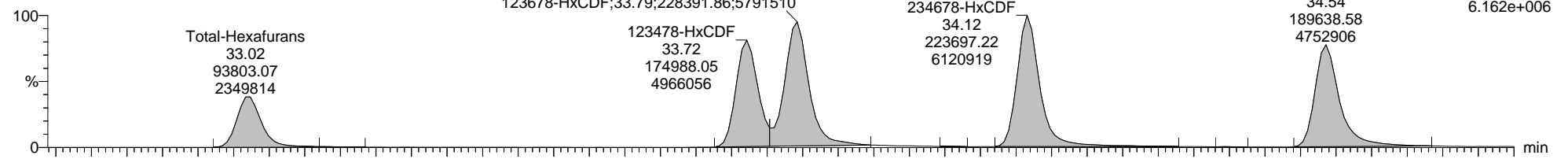
Dataset: C:\MassLynx\Dioxin.PRO\Result Files\7-190816A2-Q2-0816TP.qld

Last Altered: Monday, August 19, 2019 11:56:41 Eastern Daylight Time
Printed: Friday, August 30, 2019 14:35:25 Eastern Daylight Time

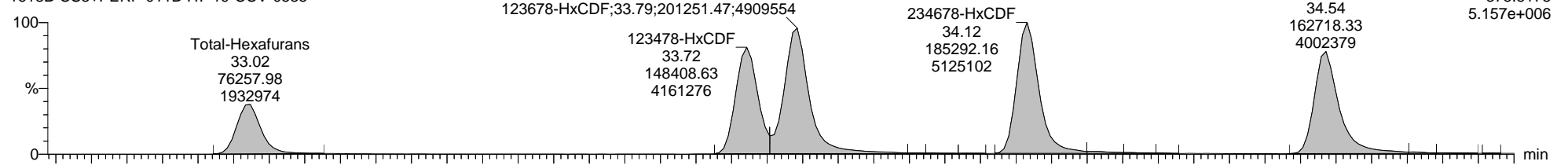
Name: 7-190816A25, Date: 16-Aug-2019, Time: 14:59:53, ID: H7-19-CCV-0535, Description: 1613B-CS3+PERF-011D, Vial: Tray1:1

Total-Hexafurans

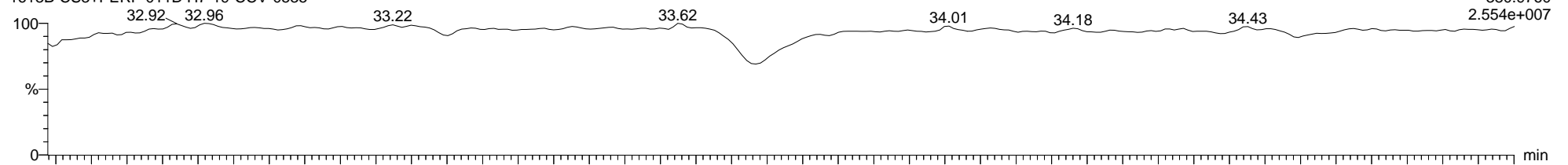
7-190816A25 Smooth(SG,1x1)
1613B-CS3+PERF-011D H7-19-CCV-0535



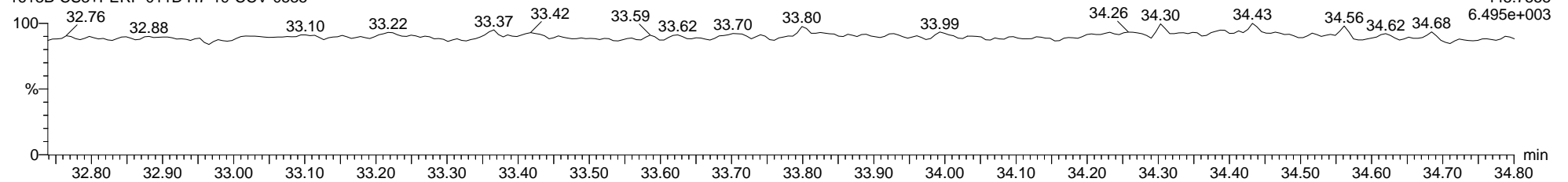
7-190816A25 Smooth(SG,1x1)
1613B-CS3+PERF-011D H7-19-CCV-0535



7-190816A25 Smooth(SG,1x1)
1613B-CS3+PERF-011D H7-19-CCV-0535



7-190816A25 Smooth(SG,1x1)
1613B-CS3+PERF-011D H7-19-CCV-0535



Quantify Sample Report MassLynx MassLynx V4.1 SCN 901

Dataset: C:\MassLynx\Dioxin.PRO\Result Files\7-190816A2-Q2-0816TP.qld

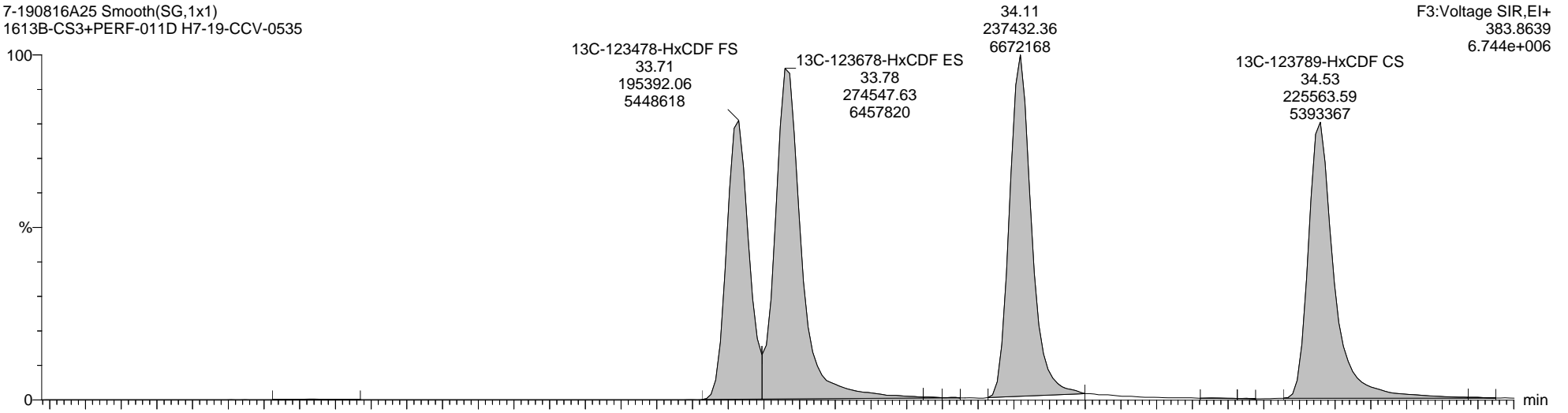
Last Altered: Monday, August 19, 2019 11:56:41 Eastern Daylight Time

Printed: Friday, August 30, 2019 14:35:25 Eastern Daylight Time

Name: 7-190816A25, Date: 16-Aug-2019, Time: 14:59:53, ID: H7-19-CCV-0535, Description: 1613B-CS3+PERF-011D, Vial: Tray1:1

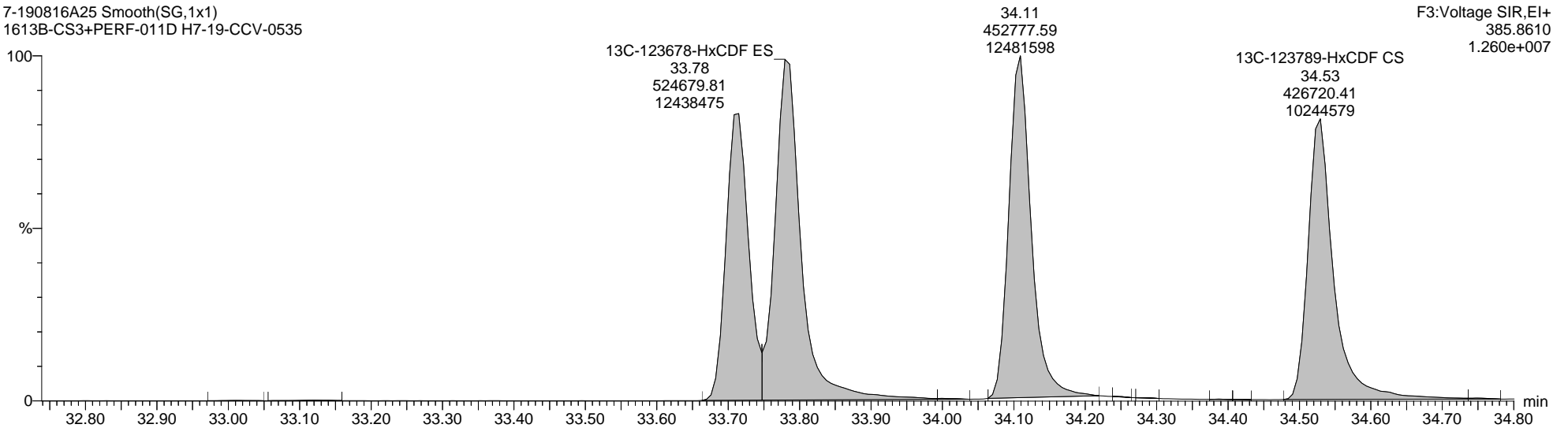
13C-123678-HxCDF ES

7-190816A25 Smooth(SG,1x1)
1613B-CS3+PERF-011D H7-19-CCV-0535



F3:Voltage SIR,EI+
383.8639
6.744e+006

7-190816A25 Smooth(SG,1x1)
1613B-CS3+PERF-011D H7-19-CCV-0535



F3:Voltage SIR,EI+
385.8610
1.260e+007

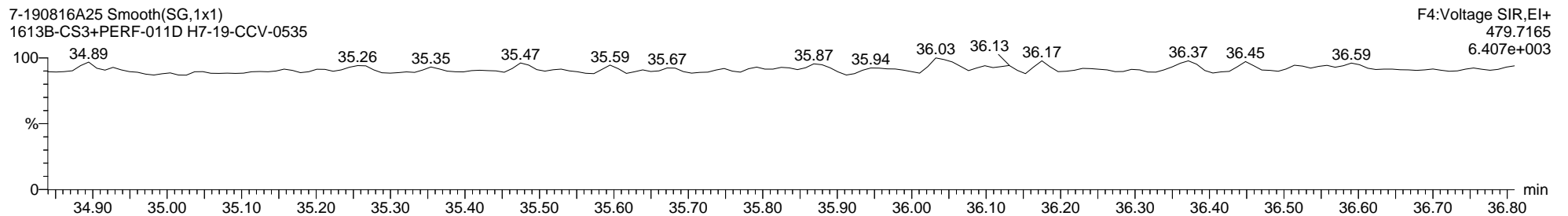
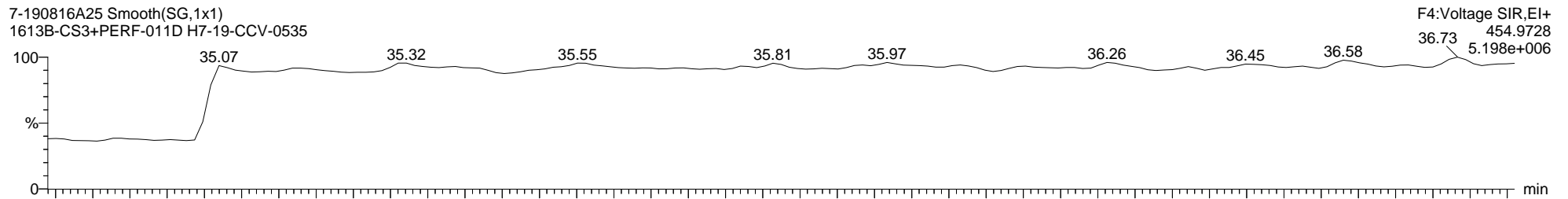


Quantify Sample Report MassLynx MassLynx V4.1 SCN 901

Dataset: C:\MassLynx\Dioxin.PRO\Result Files\7-190816A2-Q2-0816TP.qld

Last Altered: Monday, August 19, 2019 11:56:41 Eastern Daylight Time
Printed: Friday, August 30, 2019 14:35:25 Eastern Daylight Time

Name: 7-190816A25, Date: 16-Aug-2019, Time: 14:59:53, ID: H7-19-CCV-0535, Description: 1613B-CS3+PERF-011D, Vial: Tray1:1

Total-Heptafurans



Quantify Sample Report

MassLynx MassLynx V4.1 SCN 901

Dataset: C:\MassLynx\Dioxin.PRO\Result Files\7-190816A2-Q2-0816TP.qld

Last Altered: Monday, August 19, 2019 11:56:41 Eastern Daylight Time

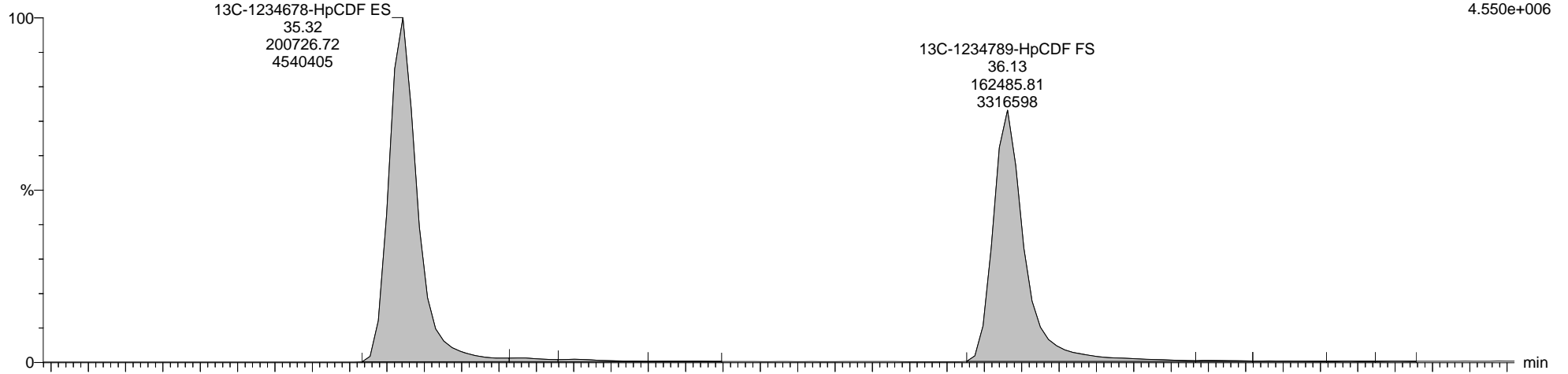
Printed: Friday, August 30, 2019 14:35:25 Eastern Daylight Time

Name: 7-190816A25, Date: 16-Aug-2019, Time: 14:59:53, ID: H7-19-CCV-0535, Description: 1613B-CS3+PERF-011D, Vial: Tray1:1

13C-1234678-HpCDF ES

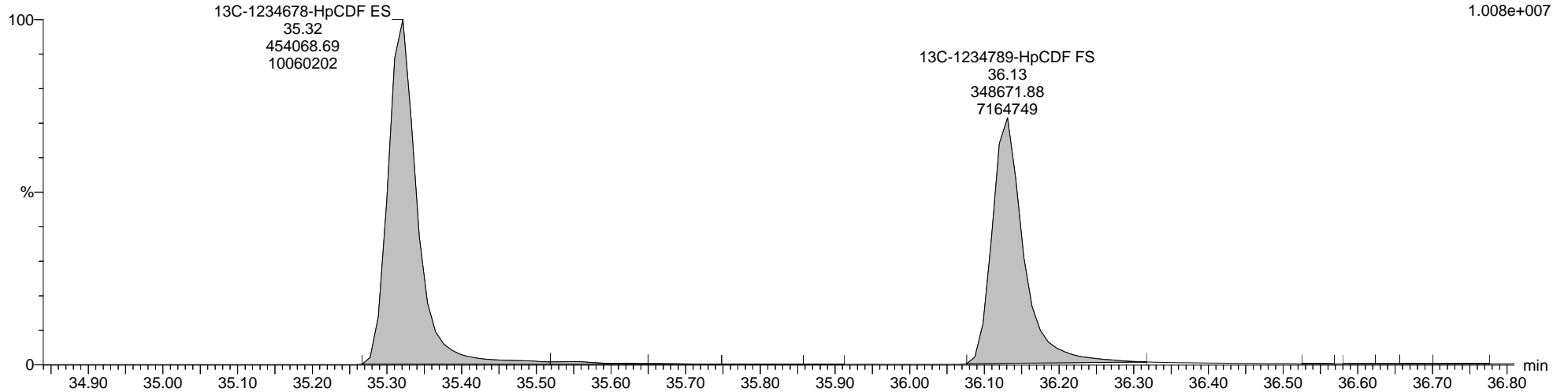
7-190816A25 Smooth(SG,1x1)
1613B-CS3+PERF-011D H7-19-CCV-0535

F4:Voltage SIR,EI+
417.8253
4.550e+006



7-190816A25 Smooth(SG,1x1)
1613B-CS3+PERF-011D H7-19-CCV-0535

F4:Voltage SIR,EI+
419.8220
1.008e+007



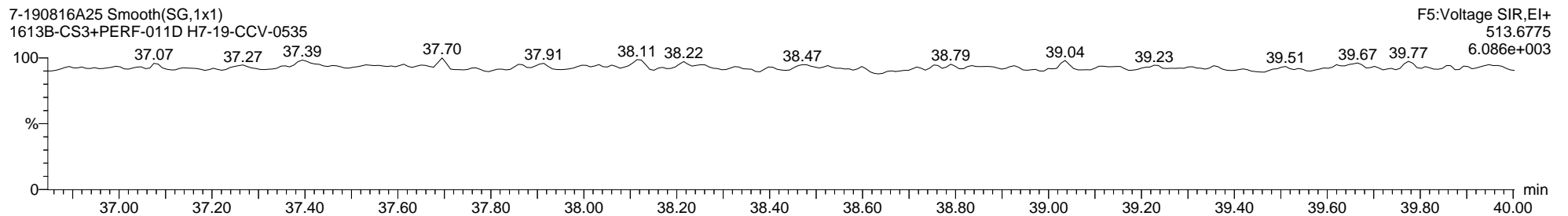
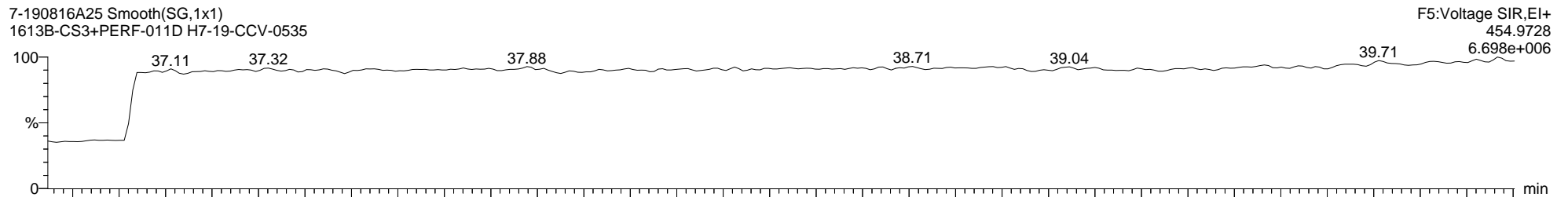
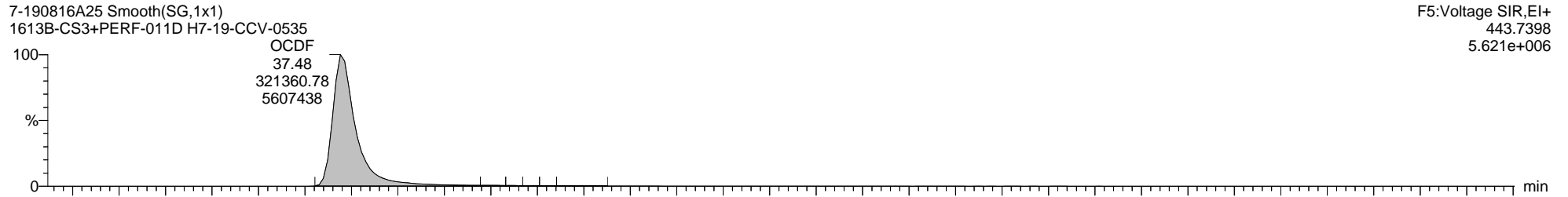

Quantify Sample Report MassLynx MassLynx V4.1 SCN 901

Dataset: C:\MassLynx\Dioxin.PRO\Result Files\7-190816A2-Q2-0816TP.qld

Last Altered: Monday, August 19, 2019 11:56:41 Eastern Daylight Time
Printed: Friday, August 30, 2019 14:35:25 Eastern Daylight Time

Name: 7-190816A25, Date: 16-Aug-2019, Time: 14:59:53, ID: H7-19-CCV-0535, Description: 1613B-CS3+PERF-011D, Vial: Tray1:1

Totals-OCDF



Quantify Audit Report MassLynx MassLynx V4.1 SCN 901

Dataset: C:\MassLynx\Dioxin.PRO\Result Files\7-190816A2-Q2-0816TP.qld

Last Altered: Monday, August 19, 2019 11:56:41 Eastern Daylight Time

Printed: Friday, August 30, 2019 14:35:25 Eastern Daylight Time

Date	Time	Event	Details	Comments
19-Aug-19	10:58:42	Pre modification peak	Sample:7-190816A11, Compound:OCD, RT:37.394	
19-Aug-19	10:58:42	Peak modified	Sample:7-190816A11, Compound:OCD, RT:37.394	TP190819MB
19-Aug-19	10:58:42	Peak added	Sample:7-190816A11, Compound:OCD, RT:37.394	TP190819MB
19-Aug-19	10:59:19	Peak added	Sample:7-190816A11, Compound:HXF, RT:34.536	TP190819MA
19-Aug-19	10:59:19	Peak added	Sample:7-190816A11, Compound:HXF, RT:34.542	TP190819MA
19-Aug-19	10:59:41	Peak added	Sample:7-190816A11, Compound:OCF, RT:37.485	TP190819MA
19-Aug-19	10:59:41	Peak added	Sample:7-190816A11, Compound:OCF, RT:37.494	TP190819MA
19-Aug-19	11:00:16	Peak added	Sample:7-190816A12, Compound:HPD, RT:35.507	TP190819MA
19-Aug-19	11:00:16	Peak added	Sample:7-190816A12, Compound:HPD, RT:35.890	TP190819MA
19-Aug-19	11:00:16	Peak added	Sample:7-190816A12, Compound:HPD, RT:35.507	TP190819MA
19-Aug-19	11:00:16	Peak added	Sample:7-190816A12, Compound:HPD, RT:35.890	TP190819MA
19-Aug-19	11:10:35	Peak added	Sample:7-190816A12, Compound:HXF, RT:34.542	TP190819MA
19-Aug-19	11:10:35	Peak added	Sample:7-190816A12, Compound:HXF, RT:34.549	TP190819MA
19-Aug-19	11:11:11	Peak added	Sample:7-190816A12, Compound:OCF, RT:37.494	TP190819MA
19-Aug-19	11:11:11	Peak added	Sample:7-190816A12, Compound:OCF, RT:37.485	TP190819MA
19-Aug-19	11:11:19	Peak modified	Sample:7-190816A12, Compound:OCF, RT:37.494	TP190819MB
19-Aug-19	11:12:24	Peak added	Sample:7-190816A13, Compound:HPD, RT:35.890	TP190819MA
19-Aug-19	11:12:24	Peak added	Sample:7-190816A13, Compound:HPD, RT:35.507	TP190819MA
19-Aug-19	11:12:24	Peak added	Sample:7-190816A13, Compound:HPD, RT:35.901	TP190819MA
19-Aug-19	11:12:24	Peak added	Sample:7-190816A13, Compound:HPD, RT:35.529	TP190819MA
19-Aug-19	11:12:41	Pre modification peak	Sample:7-190816A13, Compound:OCD, RT:37.403	
19-Aug-19	11:12:41	Peak modified	Sample:7-190816A13, Compound:OCD, RT:37.403	TP190819MB
19-Aug-19	11:12:41	Pre modification peak	Sample:7-190816A13, Compound:OCD, RT:37.403	
19-Aug-19	11:12:41	Peak modified	Sample:7-190816A13, Compound:OCD, RT:37.403	TP190819MB
19-Aug-19	11:13:14	Peak added	Sample:7-190816A13, Compound:HXF, RT:34.129	TP190819MA
19-Aug-19	11:13:14	Peak added	Sample:7-190816A13, Compound:HXF, RT:34.523	TP190819MA
19-Aug-19	11:13:14	Peak added	Sample:7-190816A13, Compound:HXF, RT:34.135	TP190819MA
19-Aug-19	11:13:14	Peak added	Sample:7-190816A13, Compound:HXF, RT:34.529	TP190819MA
19-Aug-19	11:13:47	Peak added	Sample:7-190816A13, Compound:OCF, RT:37.513	TP190819MA
19-Aug-19	11:13:47	Peak added	Sample:7-190816A13, Compound:OCF, RT:37.476	TP190819MA
19-Aug-19	11:14:07	Method modified		
19-Aug-19	11:14:11	Process Quantify		
19-Aug-19	11:16:00	Peak added	Sample:7-190816A14, Compound:HPD, RT:35.890	
19-Aug-19	11:16:00	Peak added	Sample:7-190816A14, Compound:HPD, RT:35.486	
19-Aug-19	11:16:00	Peak added	Sample:7-190816A14, Compound:HPD, RT:35.879	
19-Aug-19	11:16:28	Pre modification peak	Sample:7-190816A14, Compound:OCD, RT:37.376	
19-Aug-19	11:16:28	Peak modified	Sample:7-190816A14, Compound:OCD, RT:37.376	TP190819MB
19-Aug-19	11:16:28	Pre modification peak	Sample:7-190816A14, Compound:OCD, RT:37.385	
19-Aug-19	11:16:28	Peak modified	Sample:7-190816A14, Compound:OCD, RT:37.385	TP190819MB
19-Aug-19	11:17:45	Peak added	Sample:7-190816A14, Compound:HXF, RT:34.529	TP190819MB
19-Aug-19	11:17:45	Peak added	Sample:7-190816A14, Compound:HXF, RT:34.529	TP190819MB
19-Aug-19	11:18:14	Peak added	Sample:7-190816A14, Compound:HPF, RT:35.332	TP190819MA
19-Aug-19	11:18:14	Peak added	Sample:7-190816A14, Compound:HPF, RT:35.310	TP190819MA
19-Aug-19	11:19:32	Peak added	Sample:7-190816A14, Compound:OCF, RT:37.476	TP190819MB
19-Aug-19	11:19:32	Peak added	Sample:7-190816A14, Compound:OCF, RT:37.467	TP190819MB
19-Aug-19	11:25:55	Peak added	Sample:7-190816A15, Compound:HPD, RT:35.879	
19-Aug-19	11:26:39	Pre modification peak	Sample:7-190816A15, Compound:OCD, RT:37.394	
19-Aug-19	11:26:39	Peak modified	Sample:7-190816A15, Compound:OCD, RT:37.394	TP190819MB
19-Aug-19	11:27:40	Peak added	Sample:7-190816A15, Compound:HXF, RT:34.542	TP190819MA
19-Aug-19	11:27:40	Peak added	Sample:7-190816A15, Compound:HXF, RT:34.536	TP190819MA
19-Aug-19	11:34:05	Peak added	Sample:7-190816A16, Compound:HPD, RT:35.507	TP190819MA
19-Aug-19	11:34:05	Peak added	Sample:7-190816A16, Compound:HPD, RT:35.912	TP190819MA
19-Aug-19	11:34:05	Peak added	Sample:7-190816A16, Compound:HPD, RT:35.507	TP190819MA

Quantify Audit Report MassLynx MassLynx V4.1 SCN 901

Dataset: C:\MassLynx\Dioxin.PRO\Result Files\7-190816A2-Q2-0816TP.qld

Last Altered: Monday, August 19, 2019 11:56:41 Eastern Daylight Time

Printed: Friday, August 30, 2019 14:35:25 Eastern Daylight Time

Date	Time	Event	Details	Comments
19-Aug-19	11:34:05	Peak added	Sample:7-190816A16, Compound:HPD, RT:35.901	TP190819MA
19-Aug-19	11:35:00	Peak added	Sample:7-190816A16, Compound:PF-f2, RT:31.237	TP190819MA
19-Aug-19	11:35:00	Peak added	Sample:7-190816A16, Compound:PF-f2, RT:31.237	TP190819MA
19-Aug-19	11:36:18	Peak added	Sample:7-190816A16, Compound:HXF, RT:33.799	
19-Aug-19	11:36:18	Peak added	Sample:7-190816A16, Compound:HXF, RT:33.792	
19-Aug-19	11:36:41	Peak added	Sample:7-190816A16, Compound:OCF, RT:37.494	TP190819MA
19-Aug-19	11:36:41	Peak added	Sample:7-190816A16, Compound:OCF, RT:37.504	TP190819MA
19-Aug-19	11:36:48	Dataset Saved	Saved to 'C:\MassLynx\Dioxin.PRO\Result Files\7-190816A2-...	
19-Aug-19	11:42:47	Peak added	Sample:7-190816A17, Compound:HPD, RT:35.486	TP190819MA
19-Aug-19	11:42:47	Peak added	Sample:7-190816A17, Compound:HPD, RT:35.879	TP190819MA
19-Aug-19	11:42:47	Peak added	Sample:7-190816A17, Compound:HPD, RT:35.474	TP190819MA
19-Aug-19	11:42:47	Peak added	Sample:7-190816A17, Compound:HPD, RT:35.890	TP190819MA
19-Aug-19	11:43:04	Peak added	Sample:7-190816A17, Compound:PF-f2, RT:31.237	TP190819MA
19-Aug-19	11:43:04	Peak added	Sample:7-190816A17, Compound:PF-f2, RT:31.237	TP190819MA
19-Aug-19	11:43:17	Peak added	Sample:7-190816A17, Compound:HXF, RT:34.536	TP190819MA
19-Aug-19	11:43:17	Peak added	Sample:7-190816A17, Compound:HXF, RT:34.529	TP190819MA
19-Aug-19	11:43:35	Peak added	Sample:7-190816A17, Compound:HPF, RT:35.332	TP190819MA
19-Aug-19	11:43:35	Peak added	Sample:7-190816A17, Compound:HPF, RT:35.321	TP190819MA
19-Aug-19	11:44:01	Peak added	Sample:7-190816A17, Compound:OCF, RT:37.476	TP190819MA
19-Aug-19	11:44:01	Peak added	Sample:7-190816A17, Compound:OCF, RT:37.476	TP190819MA
19-Aug-19	11:47:30	Peak added	Sample:7-190816A18, Compound:HPD, RT:35.474	TP190819MA
19-Aug-19	11:47:30	Peak added	Sample:7-190816A18, Compound:HPD, RT:35.879	TP190819MA
19-Aug-19	11:47:30	Peak added	Sample:7-190816A18, Compound:HPD, RT:35.507	TP190819MA
19-Aug-19	11:47:30	Peak added	Sample:7-190816A18, Compound:HPD, RT:35.890	TP190819MA
19-Aug-19	11:48:20	Peak added	Sample:7-190816A18, Compound:HXF, RT:34.116	TP190819MA
19-Aug-19	11:48:20	Peak added	Sample:7-190816A18, Compound:HXF, RT:34.542	TP190819MA
19-Aug-19	11:48:20	Peak added	Sample:7-190816A18, Compound:HXF, RT:34.122	TP190819MA
19-Aug-19	11:48:20	Peak added	Sample:7-190816A18, Compound:HXF, RT:34.549	TP190819MA
19-Aug-19	11:48:50	Peak added	Sample:7-190816A18, Compound:OCF, RT:37.485	TP190819MA
19-Aug-19	11:48:50	Peak added	Sample:7-190816A18, Compound:OCF, RT:37.485	TP190819MA
19-Aug-19	11:49:30	Peak added	Sample:7-190816A19, Compound:OCD, RT:37.394	TP190819MA
19-Aug-19	11:49:30	Peak added	Sample:7-190816A19, Compound:OCD, RT:37.394	TP190819MA
19-Aug-19	11:49:49	Peak added	Sample:7-190816A19, Compound:HXF, RT:34.529	TP190819MA
19-Aug-19	11:49:49	Peak added	Sample:7-190816A19, Compound:HXF, RT:34.536	TP190819MA
19-Aug-19	11:50:40	Peak added	Sample:7-190816A20, Compound:HPD, RT:35.496	TP190819MA
19-Aug-19	11:50:40	Peak added	Sample:7-190816A20, Compound:HPD, RT:35.890	TP190819MA
19-Aug-19	11:50:40	Peak added	Sample:7-190816A20, Compound:HPD, RT:35.879	TP190819MA
19-Aug-19	11:50:56	Pre modification peak	Sample:7-190816A20, Compound:OCD, RT:37.394	
19-Aug-19	11:50:56	Peak modified	Sample:7-190816A20, Compound:OCD, RT:37.394	TP190819MB
19-Aug-19	11:50:56	Pre modification peak	Sample:7-190816A20, Compound:OCD, RT:37.394	
19-Aug-19	11:50:56	Peak modified	Sample:7-190816A20, Compound:OCD, RT:37.394	TP190819MB
19-Aug-19	11:51:42	Peak added	Sample:7-190816A20, Compound:HPF, RT:35.343	TP190819MA
19-Aug-19	11:51:42	Peak added	Sample:7-190816A20, Compound:HPF, RT:35.321	TP190819MA
19-Aug-19	11:52:14	Peak added	Sample:7-190816A20, Compound:OCF, RT:37.485	TP190819MA
19-Aug-19	11:52:14	Peak added	Sample:7-190816A20, Compound:OCF, RT:37.485	TP190819MA
19-Aug-19	11:52:43	Peak added	Sample:7-190816A21, Compound:HPD, RT:35.912	TP190819MA
19-Aug-19	11:52:43	Peak added	Sample:7-190816A21, Compound:HPD, RT:35.890	TP190819MA
19-Aug-19	11:53:07	Peak added	Sample:7-190816A21, Compound:HXF, RT:34.529	TP190819MA
19-Aug-19	11:53:07	Peak added	Sample:7-190816A21, Compound:HXF, RT:34.542	TP190819MA
19-Aug-19	11:53:31	Peak added	Sample:7-190816A21, Compound:OCF, RT:37.485	TP190819MA
19-Aug-19	11:53:31	Peak added	Sample:7-190816A21, Compound:OCF, RT:37.476	TP190819MA
19-Aug-19	11:54:12	Peak added	Sample:7-190816A22, Compound:HPD, RT:35.507	TP190819MA
19-Aug-19	11:54:12	Peak added	Sample:7-190816A22, Compound:HPD, RT:35.901	TP190819MA

Quantify Audit Report MassLynx MassLynx V4.1 SCN 901

Dataset: C:\MassLynx\Dioxin.PRO\Result Files\7-190816A2-Q2-0816TP.qld

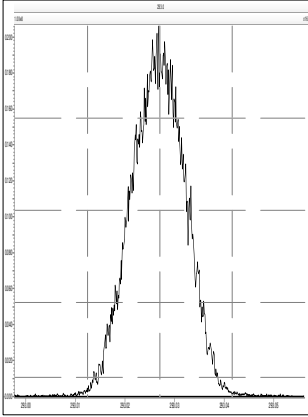
Last Altered: Monday, August 19, 2019 11:56:41 Eastern Daylight Time

Printed: Friday, August 30, 2019 14:35:25 Eastern Daylight Time

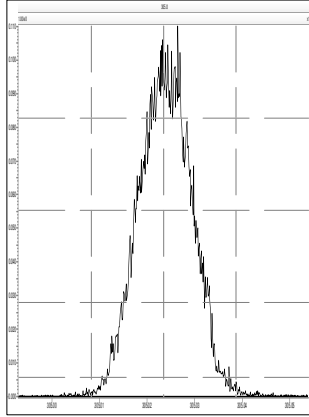
Date	Time	Event	Details	Comments
19-Aug-19	11:54:12	Peak added	Sample:7-190816A22, Compound:HPD, RT:35.507	TP190819MA
19-Aug-19	11:54:12	Peak added	Sample:7-190816A22, Compound:HPD, RT:35.901	TP190819MA
19-Aug-19	11:54:22	Pre modification peak	Sample:7-190816A22, Compound:OCD, RT:37.403	
19-Aug-19	11:54:22	Peak modified	Sample:7-190816A22, Compound:OCD, RT:37.403	TP190819MB
19-Aug-19	11:54:48	Peak added	Sample:7-190816A22, Compound:HXF, RT:34.542	TP190819MA
19-Aug-19	11:54:48	Peak added	Sample:7-190816A22, Compound:HXF, RT:34.555	TP190819MA
19-Aug-19	11:55:37	Peak added	Sample:7-190816A24, Compound:HPD, RT:35.496	TP190819MA
19-Aug-19	11:55:37	Peak added	Sample:7-190816A24, Compound:HPD, RT:35.890	TP190819MA
19-Aug-19	11:55:37	Peak added	Sample:7-190816A24, Compound:HPD, RT:35.507	TP190819MA
19-Aug-19	11:55:54	Peak added	Sample:7-190816A24, Compound:PF-f2, RT:31.260	TP190819MA
19-Aug-19	11:55:54	Peak added	Sample:7-190816A24, Compound:PF-f2, RT:31.260	TP190819MA
19-Aug-19	11:56:28	Peak added	Sample:7-190816A24, Compound:HXF, RT:34.529	TP190819MA
19-Aug-19	11:56:28	Peak added	Sample:7-190816A24, Compound:HXF, RT:34.109	TP190819MA
19-Aug-19	11:56:28	Peak added	Sample:7-190816A24, Compound:HXF, RT:34.555	TP190819MA
19-Aug-19	11:56:28	Peak added	Sample:7-190816A24, Compound:HXF, RT:34.129	TP190819MA
19-Aug-19	11:56:39	Peak added	Sample:7-190816A24, Compound:HPF, RT:35.343	TP190819MA
19-Aug-19	11:56:39	Peak added	Sample:7-190816A24, Compound:HPF, RT:35.332	TP190819MA
19-Aug-19	11:56:49	Dataset Saved	Saved to 'C:\MassLynx\Dioxin.PRO\Result Files\7-190816A2-...	
16-Aug-19	16:22:36	Process Extract		
16-Aug-19	16:22:37	Process Integrate		
16-Aug-19	16:22:37	Process Quantify		
16-Aug-19	16:22:37	Dataset Created		
16-Aug-19	16:22:43	Dataset Saved	Saved to 'C:\MassLynx\Dioxin.PRO\Result Files\7-190816A2-...	
16-Aug-19	16:28:26	Dataset Saved	Saved to 'C:\MassLynx\Dioxin.PRO\Result Files\7-190816A2-...	

Printed: Friday, August 16, 2019 03:04:17 Eastern Daylight Time

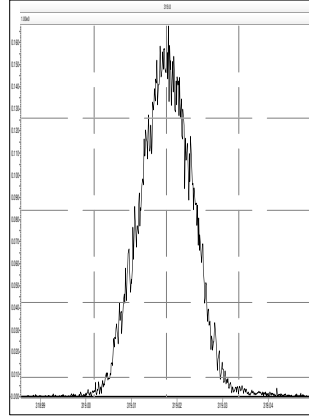
M 292.9824 R 11825



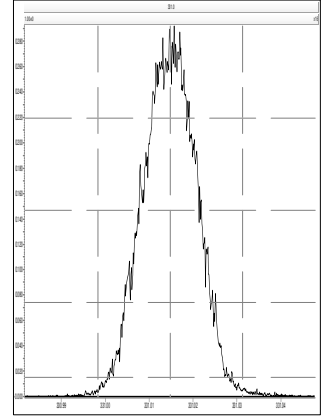
M 304.9824 R 12255



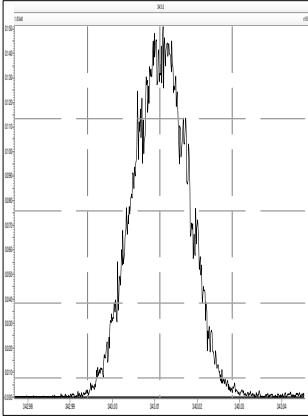
M 318.9792 R 12316



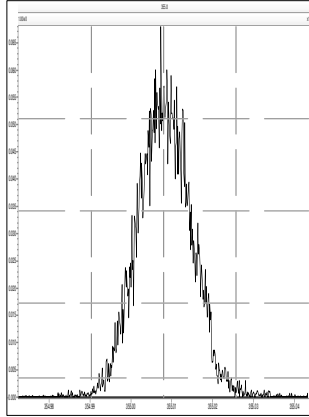
M 330.9792 R 12194



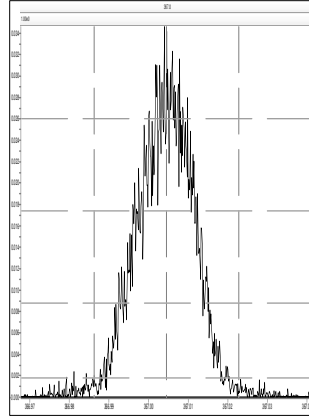
M 342.9792 R 11739



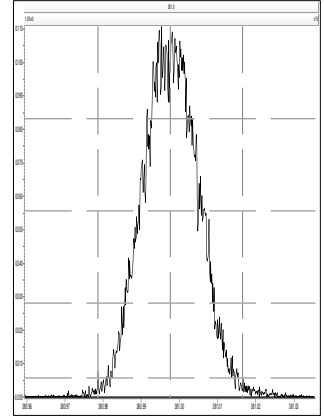
M 354.9792 R 12452



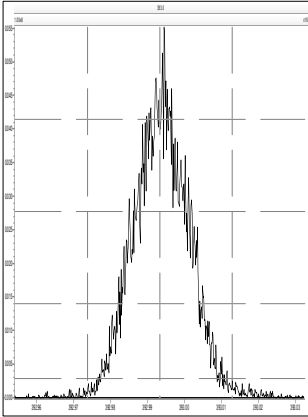
M 366.9792 R 12345



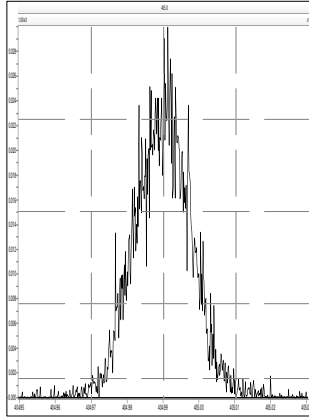
M 380.9760 R 11794



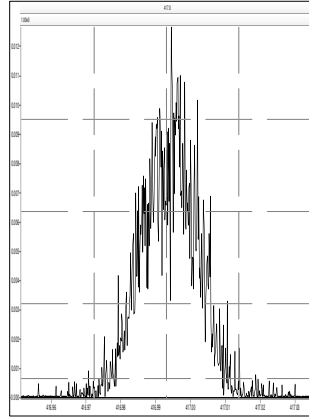
M 392.9760 R 12226



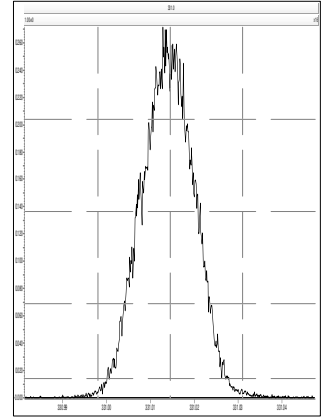
M 404.9760 R 11772



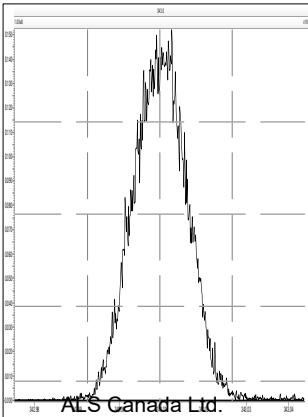
M 416.9760 R 13307



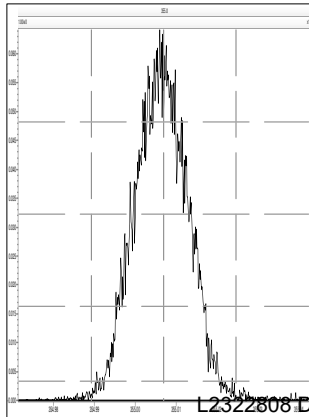
M 330.9792 R 12051



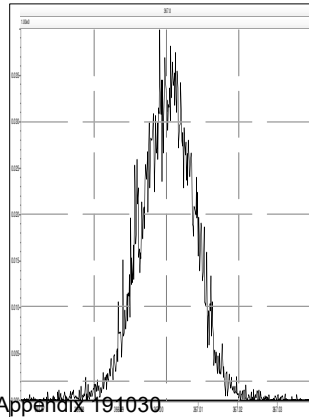
M 342.9792 R 12107



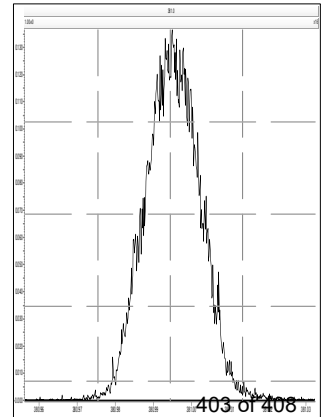
M 354.9792 R 12594



M 366.9792 R 12026

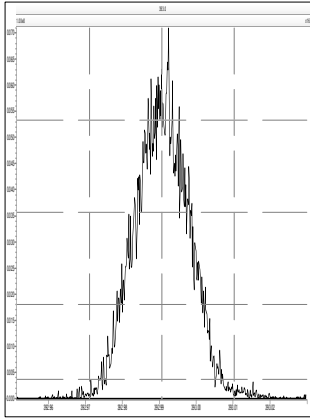


M 380.9760 R 12257

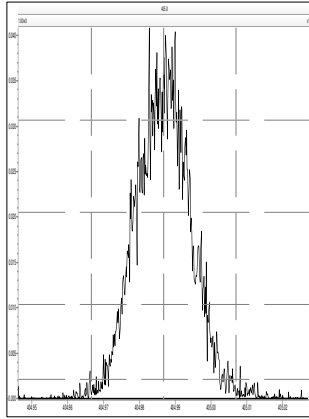


Printed: Friday, August 16, 2019 03:04:17 Eastern Daylight Time

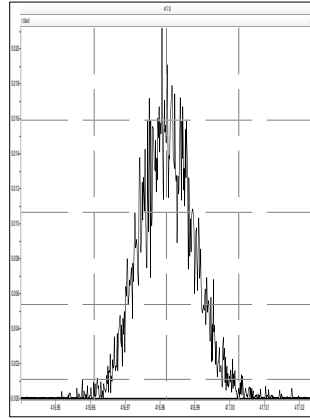
M 392.9760 R 12841



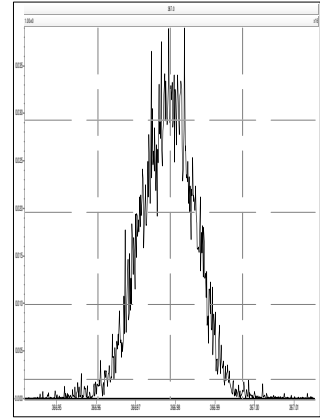
M 404.9760 R 12667



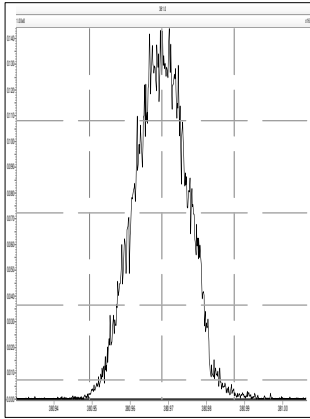
M 416.9760 R 13021



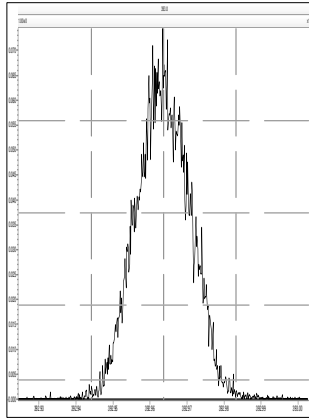
M 366.9792 R 12728



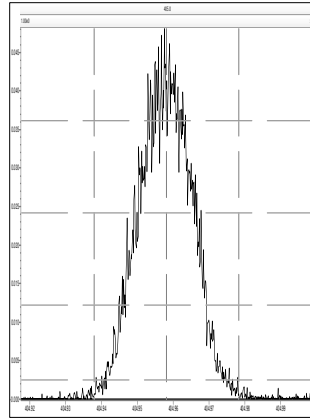
M 380.9760 R 12565



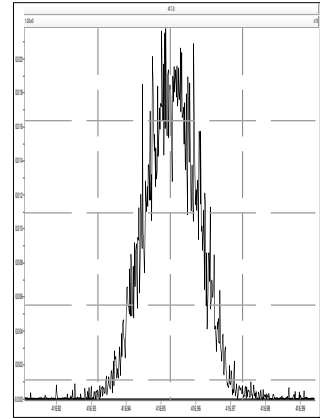
M 392.9760 R 12690



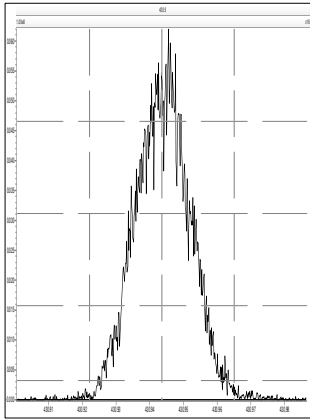
M 404.9760 R 12448



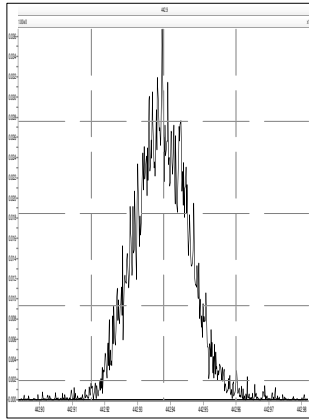
M 416.9760 R 12348



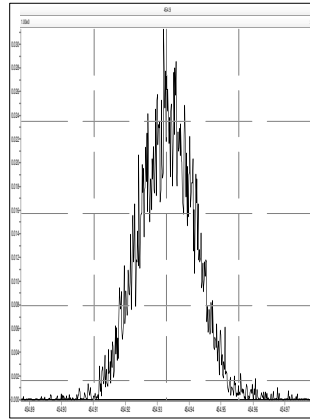
M 430.9728 R 11850



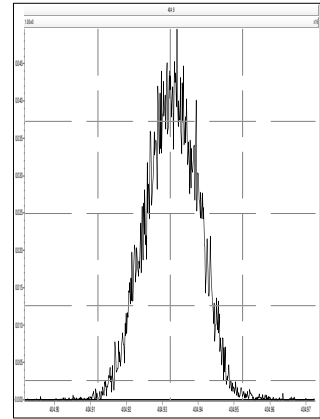
M 442.9728 R 12293



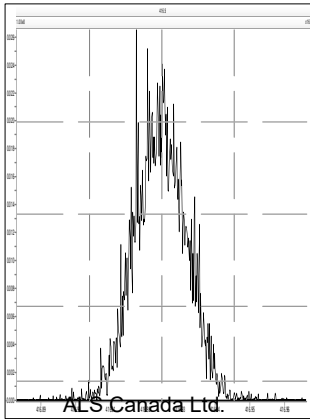
M 454.9728 R 12317



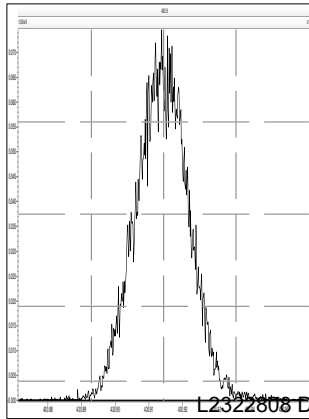
M 404.9760 R 12986



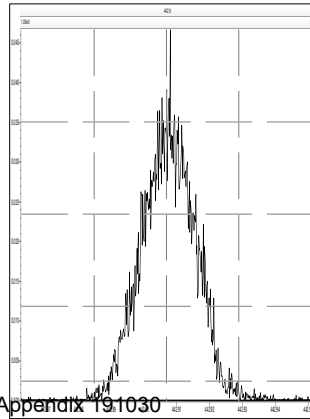
M 416.9760 R 13193



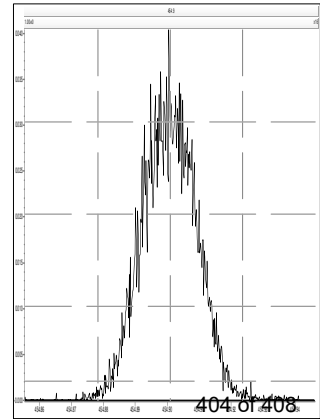
M 430.9728 R 12284



M 442.9728 R 12507

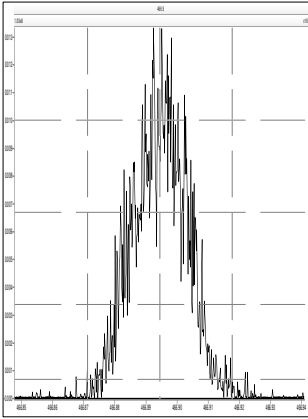


M 454.9728 R 12629

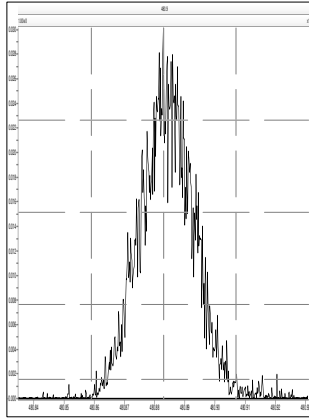


Printed: Friday, August 16, 2019 03:04:17 Eastern Daylight Time

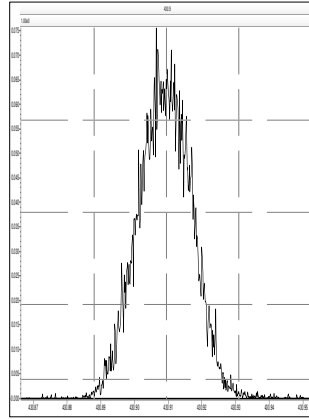
M 466.9728 R 13181



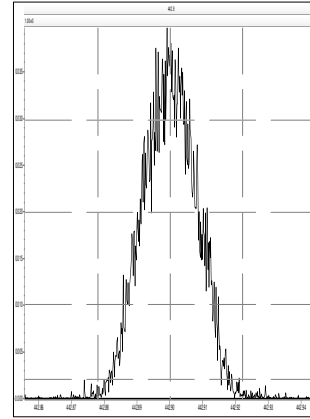
M 480.9696 R 12293



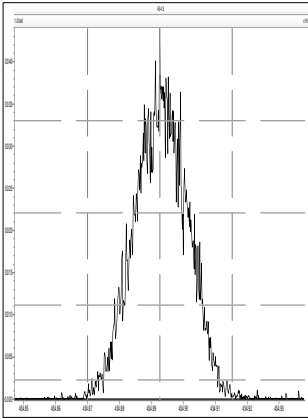
M 430.9728 R 11934



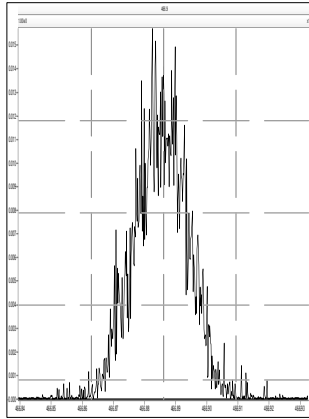
M 442.9728 R 12580



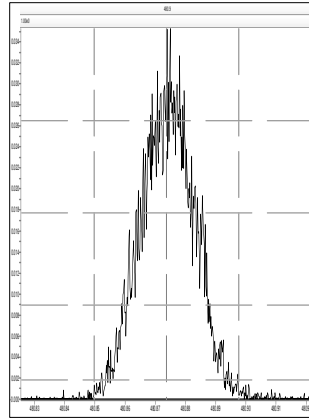
M 454.9728 R 12445



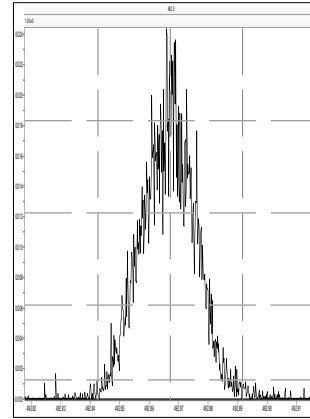
M 466.9728 R 13049



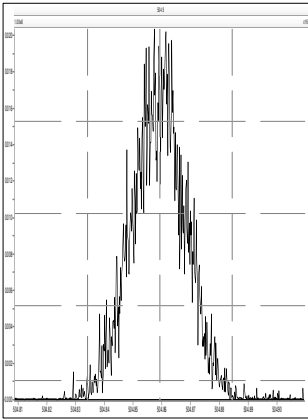
M 480.9696 R 12194



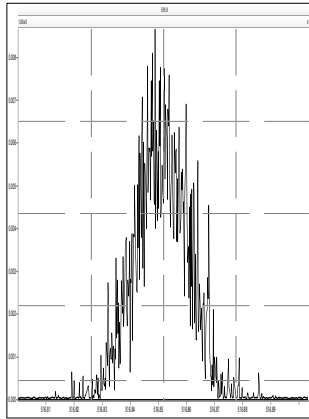
M 492.9696 R 13160



M 504.9696 R 13091

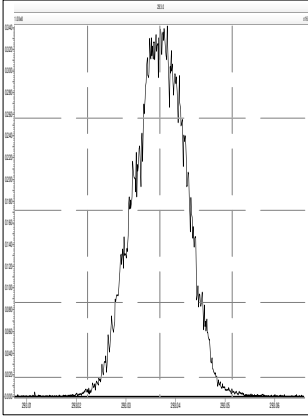


M 516.9697 R 14752

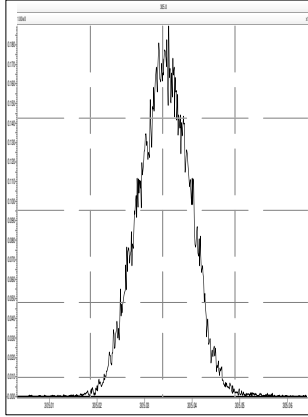


Printed: Friday, August 16, 2019 15:50:47 Eastern Daylight Time

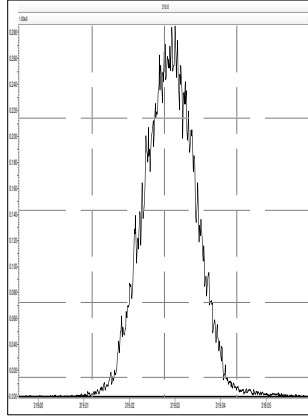
M 292.9824 R 12562



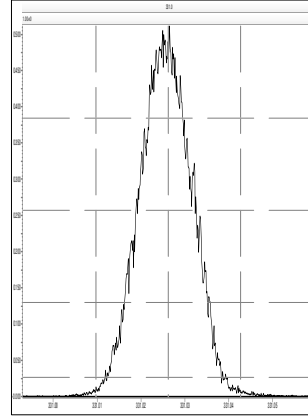
M 304.9824 R 12168



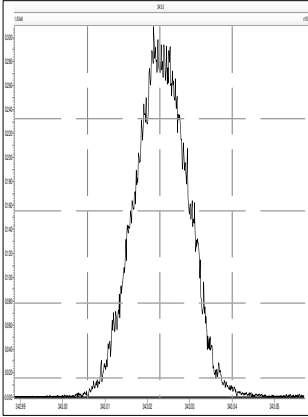
M 318.9792 R 12755



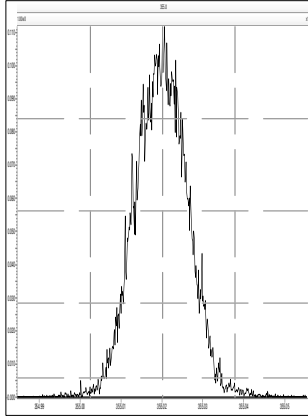
M 330.9792 R 12788



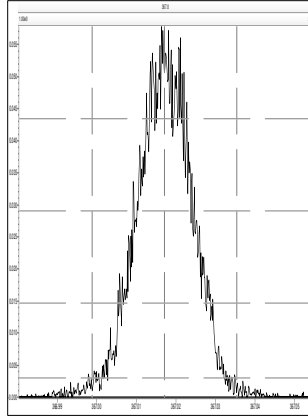
M 342.9792 R 12077



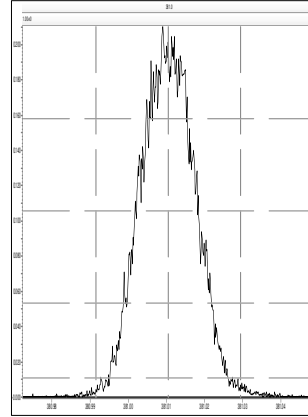
M 354.9792 R 12562



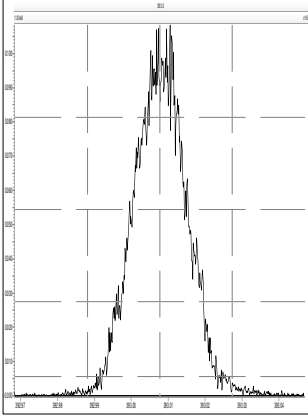
M 366.9792 R 11907



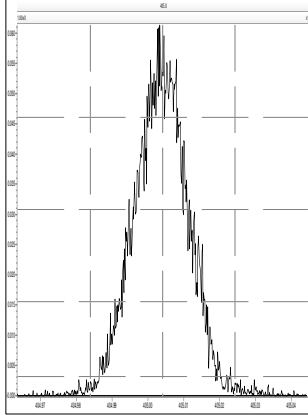
M 380.9760 R 12165



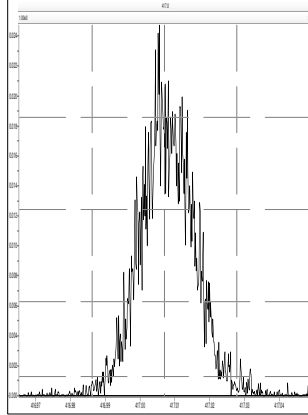
M 392.9760 R 12376



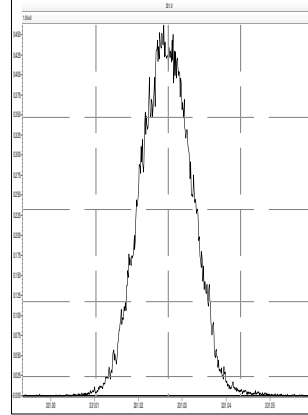
M 404.9760 R 12438



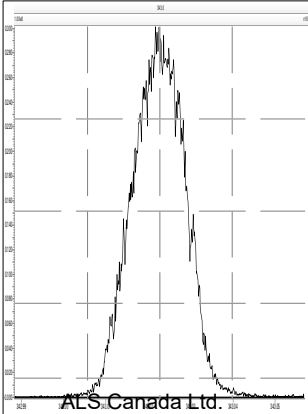
M 416.9760 R 12442



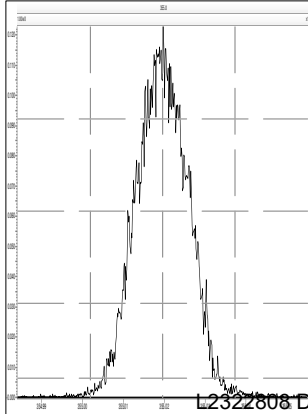
M 330.9792 R 12661



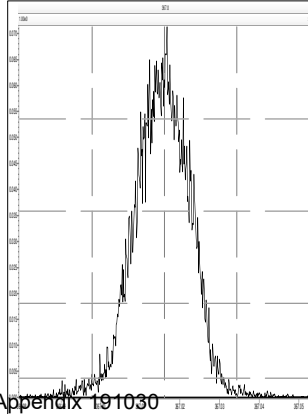
M 342.9792 R 12570



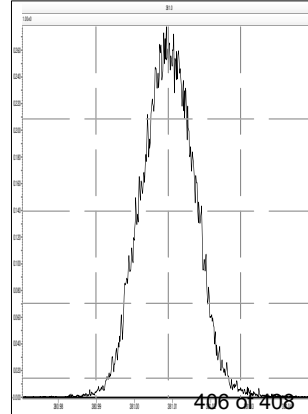
M 354.9792 R 12722



M 366.9792 R 12354

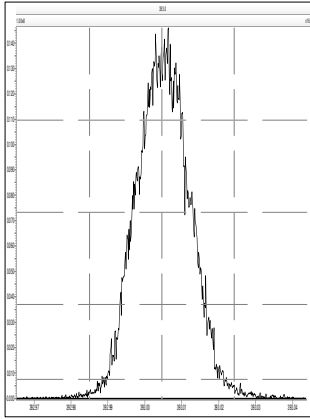


M 380.9760 R 11820

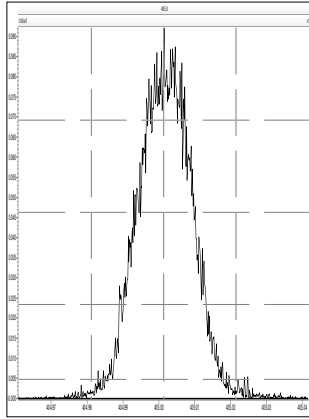


Printed: Friday, August 16, 2019 15:50:47 Eastern Daylight Time

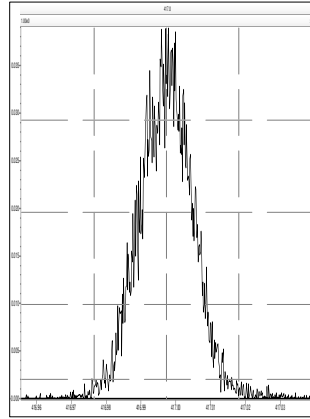
M 392.9760 R 12501



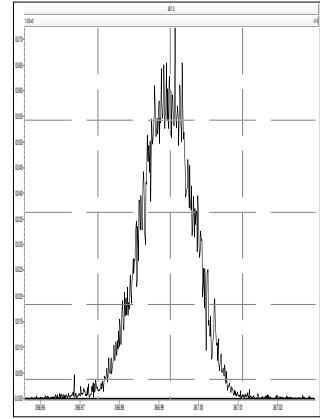
M 404.9760 R 12598



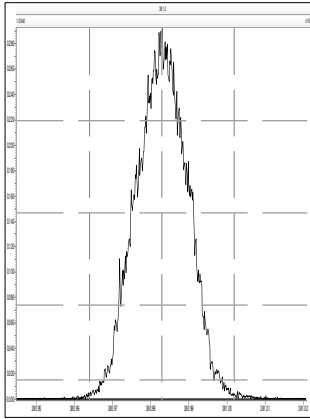
M 416.9760 R 13370



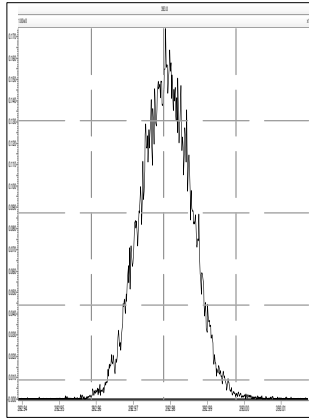
M 366.9792 R 11876



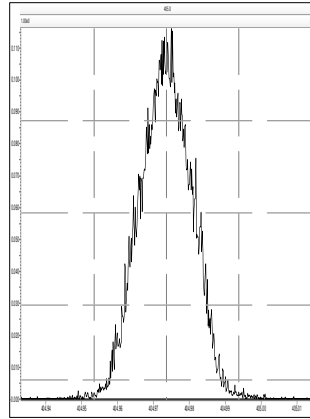
M 380.9760 R 12316



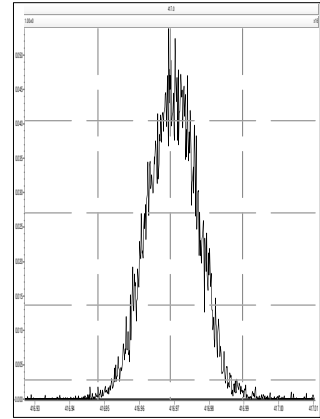
M 392.9760 R 12722



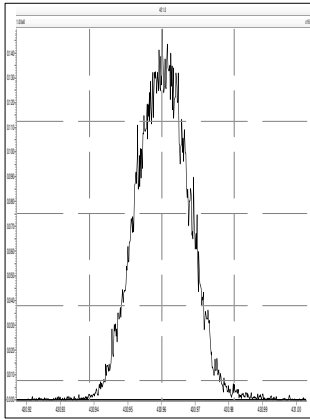
M 404.9760 R 13123



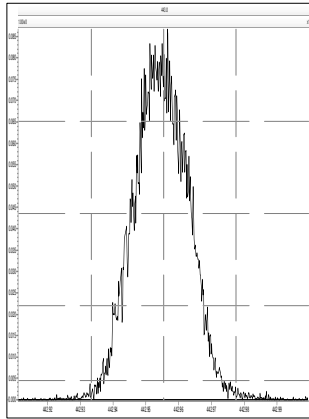
M 416.9760 R 12993



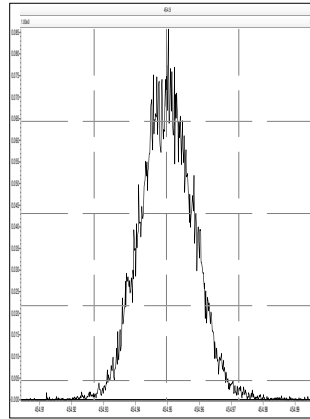
M 430.9728 R 12595



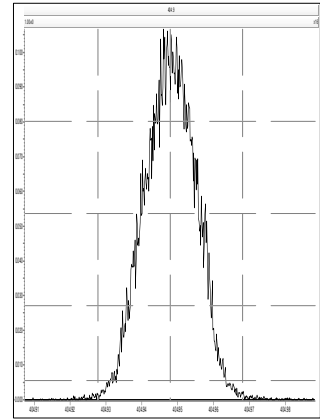
M 442.9728 R 12438



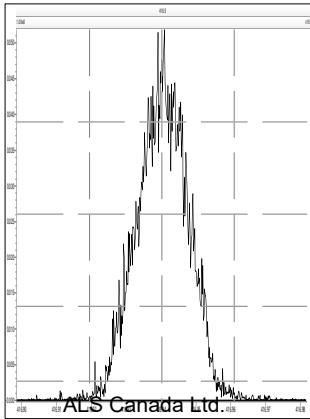
M 454.9728 R 12168



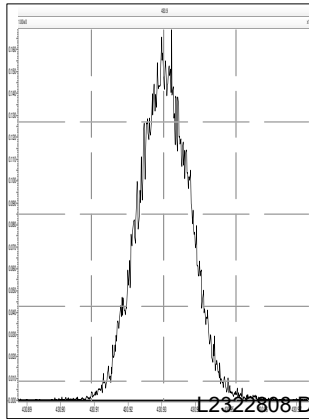
M 404.9760 R 12628



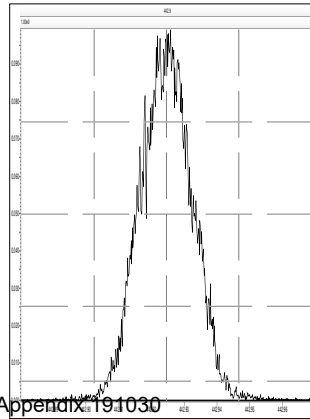
M 416.9760 R 13020



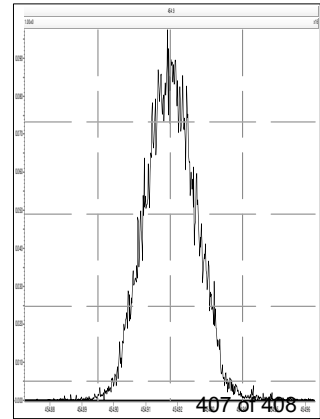
M 430.9728 R 12285



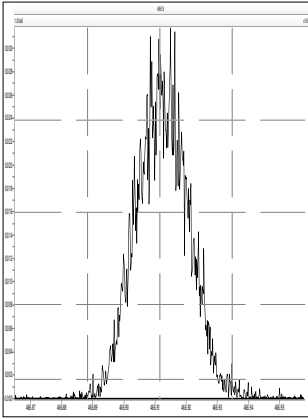
M 442.9728 R 12603



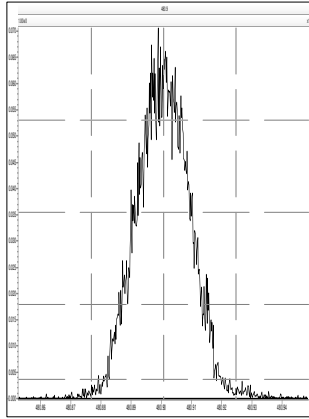
M 454.9728 R 12857



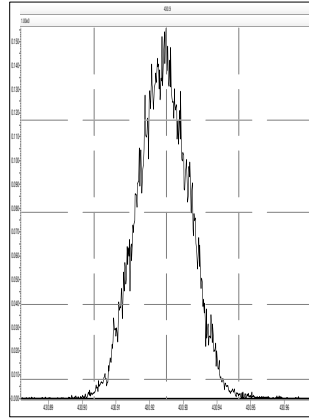
M 466.9728 R 12894



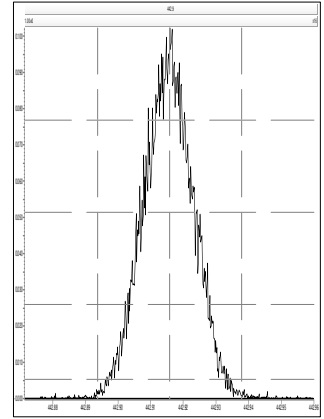
M 480.9696 R 12820



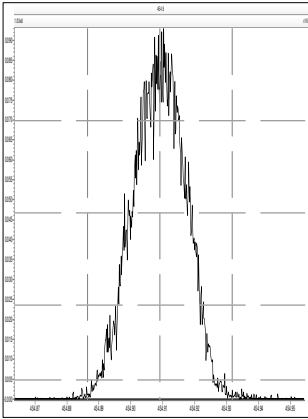
M 430.9728 R 12226



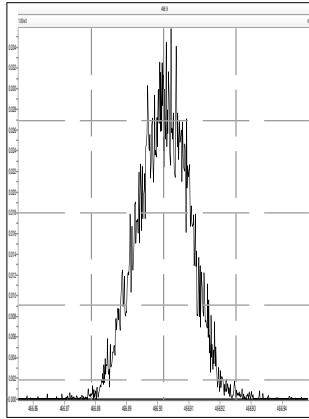
M 442.9728 R 12469



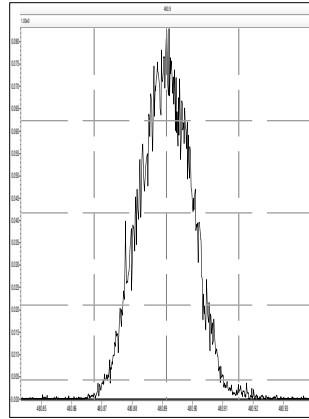
M 454.9728 R 12671



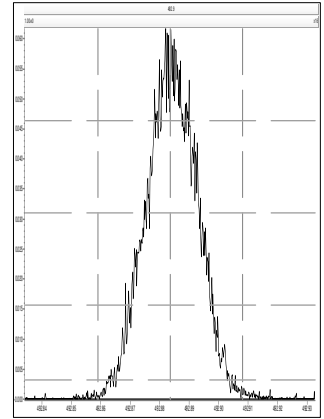
M 466.9728 R 12611



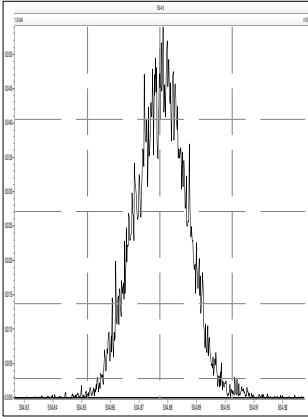
M 480.9696 R 12255



M 492.9696 R 12988



M 504.9696 R 12889



M 516.9697 R 13619

