

SVOC DATA PACKAGE

APPENDIX 1: INSTRUMENT OUTPUT DOCUMENTS

Including For Each Analytical Sequence::

- The scanned instrument runlogs
- Instrument output (SICP chromatograms) indicating the integrations used for quantification including:
 - GC chromatographic resolution checks, where appropriate
 - SICPs for the run
 - SICP chromatograms indicating both the automated and manual peak integration where this has been edited
- Reference peak profiles indicating the mass resolution
 - Pre-run mass calibration check printouts
 - Post-run mass calibration check printouts

Sample List Report

MassLynx 4.1 SCN815 SCN795

Sample List: C:\MassLynx\Default.pro\Sampled\b15-190502B-RUN.SPL

Page 1 of 2

Last Modified: Thursday, May 02, 2019 14:48:59 Eastern Daylight Time

Printed: Friday, May 03, 2019 08:45:32 Eastern Daylight Time

Page Position (1, 1)

File Name	Sample ID	File Text	MS File	Inlet File	Bottle	Inject Vol
1	5-190502B01	H5-19-CS1-005	1668A-CS1-018	1668_octyl_1	1668_octyl_1	Tray1:40 1.000000
2	5-190502B02	H5-19-CS0-005	1668A-CS0-018	1668_octyl_1	1668_octyl_1	Tray1:41 1.000000
3	5-190502B03	H5-19-CS3-005	1668A-CS3-018B1	1668_octyl_1	1668_octyl_1	Tray1:1 1.000000
4	5-190502B04	H5-19-CS2-005	1668A-CS2-018	1668_octyl_1	1668_octyl_1	Tray1:42 1.000000
5	5-190502B05	H5-19-CS5-005	1668A-CS4-018	1668_octyl_1	1668_octyl_1	Tray1:43 1.000000
6	5-190502B06	H5-19-CS4-005	1668A-CS4-018	1668_octyl_1	1668_octyl_1	Tray1:44 1.000000
7	5-190502B07	H5-19-RS1-005	1668A-RS1-018	1668_octyl_1	1668_octyl_1	Tray1:45 1.000000
8	5-190502B08	H5-19-RS2-005	1668A-RS2-018	1668_octyl_1	1668_octyl_1	Tray1:46 1.000000
9	5-190502B09	H5-19-WDM-372	1668A-CS7-018C	1668_octyl_1	1668_octyl_1	Tray1:2 1.000000
10	5-190502B10	H5-19-CCV-373	1668A-CS3-18B1	1668_octyl_1	1668_octyl_1	Tray1:1 1.000000
11	5-190502B11	WG3034709-2	LCS	1668_octyl_1	1668_octyl_1	Tray1:4 1.000000
12	5-190502B12	TOL	INST BLANK	1668_octyl_1	1668_octyl_1	Tray1:3 1.000000
13	5-190502B13	WG3034709-1	MB	1668_octyl_1	1668_octyl_1	Tray1:5 1.000000
14	5-190502B14	L2262808-1	Sample	1668_octyl_1	1668_octyl_1	Tray1:6 1.000000
15	5-190502B15	WG3034709-4	Sample	1668_octyl_1	1668_octyl_1	Tray1:7 1.000000
16	5-190502B16	L2262808-2	Sample	1668_octyl_1	1668_octyl_1	Tray1:8 1.000000
17	5-190502B17	L2263083-1	Sample	1668_octyl_1	1668_octyl_1	Tray1:9 1.000000
18	5-190502B18	L2264104-1	Sample	1668_octyl_1	1668_octyl_1	Tray1:10 1.000000
19	5-190502B19	L2264104-2	Sample	1668_octyl_1	1668_octyl_1	Tray1:11 1.000000
20	5-190502B20	L2264104-5	Sample	1668_octyl_1	1668_octyl_1	Tray1:12 1.000000
21	5-190502B21	H5-19-CCV-374	1668A-CS3-18B1	1668_octyl_1	1668_octyl_1	Tray1:1 1.000000
22	---	Op	ES	---	---	0.000000
23	---	Detector	350	---	---	0.000000
24	---	Column SPBOCTYL	649848-03A	---	---	0.000000
25	---	CCV SUB	APR29	---	---	0.000000

VP ✓ EA May 3
 MR ✓
 Win ✓
 Anco 12%
 Tol ✓
 IS ✓
 LM ✓
 WO ✓
 BS ✓
 OC ✓
 BI RBV
 Rec S17 high
 Dup ✓
 CS ✓

Sample List Report

MassLynx MassLynx V4.1 SCN 901

Sample List: C:\MassLynx\PCB.PRO\SampleDB\5-190502B-QC.SPL
Last Modified: Friday, May 03, 2019 09:02:24 Eastern Daylight Time
Printed: Thursday, May 16, 2019 15:05:23 Eastern Daylight Time

	File Name	Sample ID	File Text	Sample Type	Na Conc A	Na Conc B	Na Conc C	Na Conc D	Na Conc E	Na Conc F	Na Conc G	Na Conc H	FS Conc	CS Conc	ES Conc 1	ES Conc 2	IS Conc	Sample Size
1	5-190502B02	H5-19-CS0-005	1668A-CS0-018	Analyte	.2	.2	.2	.4	---	---	---	---	100	100	100	200	100	1.000
2	5-190502B07	H5-19-RS1-005	1668A-RS1-018	Analyte	50	50	50	100	---	---	---	---	100	100	100	200	100	1.000
3	5-190502B08	H5-19-RS2-005	1668A-RS2-018	Analyte	---	---	---	---	---	---	---	---	100	100	100	200	100	1.000
4	5-190502B09	H5-19-WDM-372	1668A-CS7-018C	Analyte	25	50	75	100	150	200	250	300	100	100	100	200	100	1.000
5	5-190502B10	H5-19-CCV-373	1668A-CS3-18B1	Analyte	50	50	50	100	---	---	---	---	100	100	100	200	100	1.000
6	5-190502B11	WG3034709-2	LCS	Analyte	1000	1000	1000	2000	---	---	---	---	2000	2000	2000	4000	2000	1.000
7	5-190502B21	H5-19-CCV-374	1668A-CS3-18B1	Analyte	50	50	50	100	---	---	---	---	100	100	100	200	100	1.000

Sample List Report

MassLynx MassLynx V4.1 SCN 901

Sample List: C:\MassLynx\PCB.PRO\SampleDB\5-190502B-ICAL.SPL
Last Modified: Friday, May 03, 2019 08:58:59 Eastern Daylight Time
Printed: Thursday, May 16, 2019 15:00:15 Eastern Daylight Time

	File Name	Sample ID	File Text	Sample Type	Na Conc A	Na Conc B	Na Conc C	Na Conc D	Na Conc E	Na Conc F	Na Conc G	Na Conc H	FS Conc	CS Conc	ES Conc 1	ES Conc 2	IS Conc	Sample Size
1	5-190502B01	H5-19-CS1-005	1668A-CS1-018	Standard	1	1	1	2	---	---	---	---	100	100	100	200	100	1.000
2	5-190502B04	H5-19-CS2-005	1668A-CS2-018	Standard	5	5	5	10	---	---	---	---	100	100	100	200	100	1.000
3	5-190502B03	H5-19-CS3-005	1668A-CS3-018B1	Standard	50	50	50	100	---	---	---	---	100	100	100	200	100	1.000
4	5-190502B06	H5-19-CS4-005	1668A-CS4-018	Standard	400	400	400	800	---	---	---	---	100	100	100	200	100	1.000
5	5-190502B05	H5-19-CS5-005	1668A-CS4-018	Standard	2000	2000	2000	4000	---	---	---	---	100	100	100	200	100	1.000

Quantify Sample Summary Report **MassLynx MassLynx V4.1 SCN 901**

Dataset: I:\Organics Instrument\HIGHRES GCMS Completed Results Files\HR-5\ICALs\5-190502B-ICAL.qld

Last Altered: Friday, May 03, 2019 08:59:50 Eastern Daylight Time
 Printed: Thursday, May 16, 2019 16:27:00 Eastern Daylight Time

Method: C:\MassLynx\PCB.PRO\MethDB\1668-OCTYL-1-ICAL.mdb 28 Dec 2018 11:55:27
Calibration: C:\MassLynx\PCB.PRO\CurveDB\5-190502B-ICAL.cdb 03 May 2019 08:59:50

Name: 5-190502B01, Date: 02-May-2019, Time: 12:04:37, ID: H5-19-CS1-005, Description: 1668A-CS1-018, Vial: Tray1:40

	Target Analyte	#Hom	Total Area	Ion1 Area	Ion2 Area	Ra	Ra Fail=Y...	RT	RRT	RT LCL	RT UCL	Conc.	%Rec	Mod.Comment	Noise 1	Noise 2
1	PCB-1		78829	59788	19042	3.14	NO	8.90	1.00	8.87	8.94	0.98154	98.2		1219	1601
2	PCB-3		76853	59047	17806	3.32	NO	10.44	1.00	10.40	10.47	0.99250	99.3		1219	1601
3	PCB-4		41727	25391	16336	1.55	NO	10.61	1.00	10.57	10.64	0.98280	98.3		2330	7638
4	PCB-15		68244	41682	26562	1.57	NO	14.30	1.00	14.27	14.33	0.94971	95.0		2677	7327
5	PCB-19		40082	20951	19131	1.10	NO	12.62	1.00	12.58	12.65	0.96943	96.9		4926	2674
6	PCB-37		61219	31595	29624	1.07	NO	18.25	1.00	18.22	18.28	0.97227	97.2		6934	4701
7	PCB-54		51778	22725	29052	0.78	NO	14.47	1.00	14.44	14.51	0.98184	98.2		1087	1704
8	PCB-81		66870	29912	36958	0.81	NO	21.82	1.00	21.79	21.86	1.06992	107.0		2619	4099
9	PCB-77		58048	25938	32110	0.81	NO	22.13	1.00	22.10	22.16	0.97216	97.2		2619	4099
10	PCB-104		50508	31259	19249	1.62	NO	17.55	1.00	17.51	17.58	0.97012	97.0		536	919
11	PCB-123		49850	28960	20890	1.39	NO	23.13	1.00	23.10	23.17	0.99626	99.6		1295	1485
12	PCB-118		51272	31456	19816	1.59	NO	23.30	1.00	23.27	23.33	0.96608	96.6		1295	1485
13	PCB-114		50238	30645	19593	1.56	NO	23.59	1.00	23.56	23.62	0.97066	97.1		1295	1485
14	PCB-105		55523	33818	21706	1.56	NO	23.94	1.00	23.91	23.97	1.06099	106.1		1295	1485
15	PCB-126		48043	29589	18454	1.60	NO	25.54	1.00	25.50	25.57	0.96229	96.2		1295	1485
16	PCB-155		51789	29348	22441	1.31	NO	20.55	1.00	20.51	20.58	1.00255	100.3		653	718
17	PCB-167		53895	30090	23805	1.26	NO	26.44	1.00	26.41	26.48	1.05289	105.3		927	1161
18	PCB-156/157		102911	56818	46094	1.23	NO	27.07	1.00	27.04	27.10	2.05987	103.0		927	1161
19	PCB-169		43032	24383	18649	1.31	NO	28.74	1.00	28.71	28.77	0.96499	96.5		927	1161
20	PCB-188		43950	21947	22003	1.00	NO	23.54	1.00	23.51	23.58	0.95835	95.8		2045	1570
21	PCB-189		35036	18049	16987	1.06	NO	30.02	1.00	29.99	30.05	0.95291	95.3		2594	1812
22	PCB-202		41185	19355	21830	0.89	NO	26.32	1.00	26.29	26.36	0.98562	98.6		497	741
23	PCB-205		28333	13081	15252	0.86	NO	31.41	1.00	31.38	31.45	0.94219	94.2		584	798
24	PCB-208		30131	13379	16752	0.80	NO	29.76	1.00	29.73	29.79	1.00138	100.1		1185	2882
25	PCB-206		19679	8117	11562	0.70	NO	32.51	1.00	32.48	32.54	1.01229	101.2		1185	2882
26	PCB-209		22914	12494	10419	1.20	NO	33.64	1.00	33.61	33.67	0.98215	98.2		271	495
27	13C-PCB-31		7015191	3605329	3409862	1.06	NO	15.82	0.87	15.79	15.86	103.31855	103.3		46153	19704
28	13C-PCB-95		3167239	1944229	1223010	1.59	NO	19.13	1.09	19.10	19.17	101.19855	101.2		3635	3519
29	13C-PCB-153		4427194	2506257	1920936	1.30	NO	24.22	1.18	24.19	24.25	103.45108	103.5		7560	3778
30	13C-PCB-28		7086526	3638799	3447727	1.06	NO	16.00	0.94	15.97	16.03	102.24615	102.2		46153	19704
31	13C-PCB-111		4324838	2650534	1674304	1.58	NO	22.06	1.07	22.02	22.09	101.97980	102.0		3635	3519
32	13C-PCB-178		3438988	1757295	1681693	1.04	NO	25.10	1.01	25.07	25.13	100.76998	100.8		3420	3075
33	13C-PCB-1		7403023	5618438	1784585	3.15	NO	8.90	0.75	8.87	8.94	99.94473	99.9		3850	21051
34	ALS Canada Ltd. 13C-PCB-3		6840180	5180820	1659360	3.12	NO	10.44	0.88	10.40	10.47	99.06709	99.1		3850	21051

Quantify Sample Summary Report **MassLynx MassLynx V4.1 SCN 901**

Dataset: I:\Organics Instrument\HIGHRES GCMS Completed Results Files\HR-5\ICALs\5-190502B-ICAL.qld

Last Altered: Friday, May 03, 2019 08:59:50 Eastern Daylight Time
 Printed: Thursday, May 16, 2019 16:27:00 Eastern Daylight Time

Name: 5-190502B01, Date: 02-May-2019, Time: 12:04:37, ID: H5-19-CS1-005, Description: 1668A-CS1-018, Vial: Tray1:40

	Target Analyte	#Hom	Total Area	Ion1 Area	Ion2 Area	Ra	Ra Fail=Y...	RT	RRT	RT LCL	RT UCL	Conc.	%Rec	Mod.Comment	Noise 1	Noise 2
35	13C-PCB-4		4657973	2864445	1793528	1.60	NO	10.59	0.89	10.56	10.63	99.16788	99.2		26059	6017
36	13C-PCB-15		6915894	4239363	2676531	1.58	NO	14.29	1.20	14.26	14.32	99.34926	99.3		42144	13775
37	13C-PCB-19		3588783	1829172	1759612	1.04	NO	12.61	1.06	12.57	12.64	98.78301	98.8		40430	21667
38	13C-PCB-37		5973860	3070892	2902968	1.06	NO	18.24	1.07	18.21	18.27	99.61990	99.6		46153	19704
39	13C-PCB-54		5038430	2226506	2811924	0.79	NO	14.46	0.85	14.43	14.50	99.48021	99.5		5601	3487
40	13C-PCB-81		5232295	2307244	2925051	0.79	NO	21.81	1.06	21.78	21.85	101.06177	101.1		7870	3324
41	13C-PCB-77		5317639	2352106	2965533	0.79	NO	22.12	1.07	22.09	22.15	101.49699	101.5		7870	3324
42	13C-PCB-104		4526137	2772429	1753708	1.58	NO	17.53	1.03	17.49	17.56	99.85015	99.9		1359	1288
43	13C-PCB-123		4702105	2889529	1812576	1.59	NO	23.11	1.12	23.07	23.14	100.98681	101.0		7742	6145
44	13C-PCB-118		4612804	2827581	1785223	1.58	NO	23.29	1.13	23.26	23.32	101.18003	101.2		7742	6145
45	13C-PCB-114		4449846	2742994	1706852	1.61	NO	23.58	0.95	23.55	23.61	102.04428	102.0		7742	6145
46	13C-PCB-105		4477360	2757491	1719869	1.60	NO	23.93	0.96	23.90	23.96	101.19132	101.2		7742	6145
47	13C-PCB-126		4272731	2626317	1646414	1.60	NO	25.52	1.02	25.49	25.56	101.74367	101.7		7742	6145
48	13C-PCB-155		4861667	2711779	2149888	1.26	NO	20.54	0.99	20.50	20.57	98.55382	98.6		1377	2278
49	13C-PCB-167		4211999	2369915	1842084	1.29	NO	26.43	1.06	26.40	26.46	99.46135	99.5		7560	3778
50	13C-PCB-156/157		8170861	4627269	3543593	1.31	NO	27.06	1.09	27.03	27.09	200.39886	100.2		7560	3778
51	13C-PCB-169		3840285	2172192	1668092	1.30	NO	28.73	1.15	28.69	28.76	99.83095	99.8		7560	3778
52	13C-PCB-188		4584657	2369983	2214674	1.07	NO	23.53	0.94	23.50	23.56	98.79160	98.8		3420	3075
53	13C-PCB-189		3826560	1970807	1855753	1.06	NO	30.01	0.96	29.97	30.04	98.30579	98.3		13588	10744
54	13C-PCB-202		3853339	1824120	2029220	0.90	NO	26.31	1.06	26.28	26.34	98.45272	98.5		1402	2685
55	13C-PCB-205		3121668	1472468	1649200	0.89	NO	31.40	1.01	31.37	31.43	99.09695	99.1		5268	6075
56	13C-PCB-208		2728231	1197140	1531090	0.78	NO	29.75	0.96	29.71	29.78	98.81195	98.8		2242	3932
57	13C-PCB-206		1726640	762859	963781	0.79	NO	32.49	1.04	32.45	32.52	96.74277	96.7		2242	3932
58	13C-PCB-209		2585496	1408162	1177334	1.20	NO	33.63	1.08	33.59	33.66	96.95924	97.0		400	520
59	13C-PCB-9		7412748	4533598	2879150	1.57	NO	11.87	0.48	11.84	11.90	127.28054	127.3		26059	6017
60	13C-PCB-52		3761866	1682727	2079140	0.81	NO	16.99	0.68	16.95	17.02	126.05135	126.1		6893	4087
61	13C-PCB-101		3235832	1981766	1254065	1.58	NO	20.67	0.83	20.63	20.70	124.91596	124.9		3635	3519
62	13C-PCB-138		3562690	2012079	1550611	1.30	NO	24.91	0.00	24.87	24.94	127.87429	127.9		7560	3778
63	13C-PCB-194		2529646	1195460	1334186	0.90	NO	31.13	1.25	31.10	31.16	127.47617	127.5		5268	6075
64	Total MoCB-F1	3		119823								1189.68489			1219	
65	Total DiCB-F1	1		25391								0.98280			2330	
66	Total DiCB-F2	1		41682								0.94971			2677	
67	Total TrCB-F1	1		20951								0.96943			2127	
68	Total TrCB-F3	9		107033								141671.73267			2310	
69	Total TeCB-F2	1		22725								0.98184			1087	
70	Total TeCB-F4	8		73845								35356.83718			2619	
71	Total PCB-F3	2		33739								3582.24306			526	

Quantify Sample Summary Report **MassLynx MassLynx V4.1 SCN 901**

Dataset: I:\Organics Instrument\HIGHRES GCMS Completed Results Files\HR-5\ICALs\5-190502B-ICAL.qld

Last Altered: Friday, May 03, 2019 08:59:50 Eastern Daylight Time

Printed: Thursday, May 16, 2019 16:27:00 Eastern Daylight Time

Name: 5-190502B01, Date: 02-May-2019, Time: 12:04:37, ID: H5-19-CS1-005, Description: 1668A-CS1-018, Vial: Tray1:40

	Target Analyte	#Hom	Total Area	Ion1 Area	Ion2 Area	Ra	Ra Fail=Y...	RT	RRT	RT LCL	RT UCL	Conc.	%Rec	Mod.Comment	Noise 1	Noise 2
72	Total PeCB-F5	12		169612								22147.80719			1295	
73	Total HxCB-F4	5		39154								16683.36079			653	
74	Total HxCB-F5	16		138886								41923.99343			927	
75	Total HpCB-F5	16		112583								178838.87485			812	
76	Total HpCB-F6	4		20017								3365.05711			939	
77	Total OcCB-F5	6		33258								26542.40545			497	
78	Total OcCB-F6	5		18592								11892.53750			584	
79	Total NoCB-F6	3		23086								4021.10439			1185	
80	Total DeCB-F7	1		12494								0.98215			271	
81	Total 13C-MoCB-F1	3		10817742								25786.71972			3850	
82	Total 13C-DiCB-F1	4		7449211								228.54457			26059	
83	Total 13C-DiCB-F2	1		4239363								99.34926			42144	
84	Total 13C-TrCB-F1	2		1966600								329291.14036			40430	
85	Total 13C-TrCB-F3	7		10382845								77258.93704			46153	
86	Total 13C-TeCB-F2	1		2226506								99.48021			5601	
87	Total 13C-TeCB-F3	6		1748882								131.13482			6893	
88	Total 13C-TeCB-F4	8		4760366								130825.46510			7870	
89	Total 13C-PeCB-F3	3		2772960								1040.93003			1359	
90	Total 13C-PeCB-F4	7		6600097								332.43881			3635	
91	Total 13C-PeCB-F5	13		14212251								431335.33677			7742	
92	Total 13C-HxCB-F4	3		2727862								18276.05332			1377	
93	Total 13C-HxCB-F5	12		13854040								680.37639			7560	
94	Total 13C-HpCB-F5	12		4214624								150055.47113			3420	
95	Total 13C-HpCB-F6	11		2264948								480163.44939			13588	
96	Total 13C-OcCB-F5	9		1834784								23362.19147			1402	
97	Total 13C-OcCB-F6	5		2797437								254.22040			5268	
98	Total 13C-NoCB-F6	8		1964796								10869.10338			2242	
99	Total 13C-DeCB-F7	1		1408162								96.95924			400	
100	Lockmass F1			0											344872	
101	Lockmass F2			0											309028	
102	Lockmass F3			0											671291	
103	Lockmass F4			0											418170	
104	Lockmass F5			0											131672	
105	Lockmass F6			0											57362	
106	Lockmass F7			0											30850	

Quantify Sample Summary Report **MassLynx MassLynx V4.1 SCN 901**

Dataset: I:\Organics Instrument\HIGHRES GCMS Completed Results Files\HR-5\ICALs\5-190502B-ICAL.qld

Last Altered: Friday, May 03, 2019 08:59:50 Eastern Daylight Time
 Printed: Thursday, May 16, 2019 16:27:00 Eastern Daylight Time

Name: 5-190502B04, Date: 02-May-2019, Time: 14:13:57, ID: H5-19-CS2-005, Description: 1668A-CS2-018, Vial: Tray1:42

	Target Analyte	#Hom	Total Area	Ion1 Area	Ion2 Area	Ra	Ra Fail=Y...	RT	RRT	RT LCL	RT UCL	Conc.	%Rec	Mod.Comment	Noise 1	Noise 2
1	PCB-1		339350	258780	80569	3.21	NO	8.88	1.00	8.84	8.91	5.09369	101.9		1388	1994
2	PCB-3		326595	250620	75975	3.30	NO	10.41	1.00	10.38	10.45	5.00919	100.2		1388	1994
3	PCB-4		178860	108767	70093	1.55	NO	10.58	1.00	10.55	10.61	4.97326	99.5		1808	7025
4	PCB-15		299108	182106	117003	1.56	NO	14.26	1.00	14.23	14.30	5.10059	102.0		3273	7798
5	PCB-19		176884	91172	85712	1.06	NO	12.58	1.00	12.55	12.61	5.05778	101.2		4641	3512
6	PCB-37		261539	133262	128277	1.04	NO	18.22	1.00	18.19	18.25	5.09295	101.9		7952	6427
7	PCB-54		217741	95893	121848	0.79	NO	14.44	1.00	14.40	14.47	4.96366	99.3		1112	1931
8	PCB-81		252697	109154	143543	0.76	NO	21.80	1.00	21.76	21.83	5.00077	100.0		2209	3206
9	PCB-77		241071	105010	136061	0.77	NO	22.10	1.00	22.07	22.13	4.99934	100.0		2209	3206
10	PCB-104		221078	137111	83967	1.63	NO	17.51	1.00	17.47	17.54	5.10773	102.2		674	925
11	PCB-123		204156	125770	78387	1.60	NO	23.10	1.00	23.06	23.13	5.13470	102.7		1698	1614
12	PCB-118		214541	132216	82325	1.61	NO	23.26	1.00	23.23	23.30	5.07085	101.4		1698	1614
13	PCB-114		209261	127745	81515	1.57	NO	23.57	1.00	23.53	23.60	5.11171	102.2		1698	1614
14	PCB-105		210698	129119	81579	1.58	NO	23.92	1.00	23.88	23.95	5.02255	100.5		1698	1614
15	PCB-126		203311	124222	79089	1.57	NO	25.51	1.00	25.48	25.55	5.07720	101.5		1698	1614
16	PCB-155		219767	122580	97187	1.26	NO	20.51	1.00	20.48	20.54	5.05796	101.2		680	722
17	PCB-167		211323	117336	93987	1.25	NO	26.42	1.00	26.39	26.45	5.08135	101.6		1593	1161
18	PCB-156/157		411267	224343	186924	1.20	NO	27.05	1.00	27.01	27.08	10.23720	102.4		1593	1161
19	PCB-169		178152	98209	79943	1.23	NO	28.71	1.00	28.68	28.75	4.98435	99.7		1593	1161
20	PCB-188		193320	97219	96101	1.01	NO	23.52	1.00	23.48	23.55	5.22953	104.6		2722	1504
21	PCB-189		153369	77155	76214	1.01	NO	29.99	1.00	29.96	30.03	5.03328	100.7		3481	2041
22	PCB-202		173770	81030	92740	0.87	NO	26.30	1.00	26.26	26.33	5.10039	102.0		681	667
23	PCB-205		122677	58072	64605	0.90	NO	31.39	1.00	31.35	31.42	5.04637	100.9		1084	1239
24	PCB-208		123873	54426	69447	0.78	NO	29.74	1.00	29.70	29.77	5.04423	100.9		1508	3587
25	PCB-206		80072	35577	44496	0.80	NO	32.47	1.00	32.44	32.51	5.00960	100.2		1508	3587
26	PCB-209		96084	52495	43589	1.20	NO	33.61	1.00	33.58	33.64	5.07911	101.6		249	468
27	13C-PCB-31		5759595	2956009	2803586	1.05	NO	15.79	0.87	15.76	15.83	102.57813	102.6		38886	19116
28	13C-PCB-95		2620638	1614262	1006376	1.60	NO	19.10	1.09	19.07	19.14	104.21617	104.2		3445	2571
29	13C-PCB-153		3512470	1973051	1539419	1.28	NO	24.18	1.18	24.15	24.22	100.56252	100.6		3857	5536
30	13C-PCB-28		5899773	3028106	2871668	1.05	NO	15.96	0.94	15.93	15.99	103.19412	103.2		38886	19116
31	13C-PCB-111		3538805	2176388	1362417	1.60	NO	22.02	1.07	21.98	22.05	102.05902	102.1		3445	2571
32	13C-PCB-178		2802345	1438805	1363540	1.06	NO	25.08	1.01	25.04	25.11	102.79237	102.8		3655	2935
33	13C-PCB-1		6141082	4647242	1493840	3.11	NO	8.86	0.75	8.83	8.90	98.71879	98.7		3319	22381
34	13C-PCB-3		5759432	4339356	1420076	3.06	NO	10.40	0.88	10.37	10.43	99.32205	99.3		3319	22381
35	13C-PCB-4		3945675	2431933	1513742	1.61	NO	10.57	0.89	10.53	10.60	100.02292	100.0		34493	6152
36	13C-PCB-15		5644008	3449359	2194650	1.57	NO	14.25	1.20	14.22	14.29	96.54017	96.5		55186	11780
37	13C-PCB-19		3035561	1547080	1488481	1.04	NO	12.57	1.06	12.53	12.60	99.48970	99.5		33339	21203

Quantify Sample Summary Report **MassLynx MassLynx V4.1 SCN 901**

Dataset: I:\Organics Instrument\HIGHRES GCMS Completed Results Files\HR-5\ICALs\5-190502B-ICAL.qld

Last Altered: Friday, May 03, 2019 08:59:50 Eastern Daylight Time
 Printed: Thursday, May 16, 2019 16:27:00 Eastern Daylight Time

Name: 5-190502B04, Date: 02-May-2019, Time: 14:13:57, ID: H5-19-CS2-005, Description: 1668A-CS2-018, Vial: Tray1:42

	Target Analyte	#Hom	Total Area	Ion1 Area	Ion2 Area	Ra	Ra Fail=Y...	RT	RRT	RT LCL	RT UCL	Conc.	%Rec	Mod.Comment	Noise 1	Noise 2
38	13C-PCB-37		4872207	2486456	2385751	1.04	NO	18.20	1.07	18.17	18.24	98.49694	98.5		38886	19116
39	13C-PCB-54		4191143	1854821	2336322	0.79	NO	14.43	0.85	14.39	14.46	100.31826	100.3		6465	5127
40	13C-PCB-81		4230322	1867555	2362767	0.79	NO	21.79	1.06	21.75	21.82	99.93521	99.9		9738	8476
41	13C-PCB-77		4294400	1888473	2405927	0.78	NO	22.08	1.07	22.05	22.12	100.25067	100.3		9738	8476
42	13C-PCB-104		3762772	2313131	1449642	1.60	NO	17.50	1.03	17.46	17.53	101.52649	101.5		1814	1626
43	13C-PCB-123		3736311	2289451	1446860	1.58	NO	23.08	1.12	23.05	23.12	98.14446	98.1		6254	6954
44	13C-PCB-118		3677289	2258279	1419009	1.59	NO	23.25	1.13	23.22	23.29	98.65246	98.7		6254	6954
45	13C-PCB-114		3519669	2163700	1355968	1.60	NO	23.55	0.95	23.52	23.59	98.71789	98.7		6254	6954
46	13C-PCB-105		3589165	2206820	1382344	1.60	NO	23.90	0.96	23.87	23.94	99.21219	99.2		6254	6954
47	13C-PCB-126		3427020	2110739	1316282	1.60	NO	25.50	1.03	25.47	25.53	99.80883	99.8		6254	6954
48	13C-PCB-155		4089216	2280339	1808877	1.26	NO	20.50	0.99	20.47	20.53	101.38617	101.4		1423	1489
49	13C-PCB-167		3422065	1942714	1479351	1.31	NO	26.39	1.06	26.36	26.43	101.15634	101.2		3857	5536
50	13C-PCB-156/157		6570327	3718356	2851971	1.30	NO	27.03	1.09	27.00	27.07	201.72197	100.9		3857	5536
51	13C-PCB-169		3078017	1741289	1336728	1.30	NO	28.70	1.15	28.67	28.74	100.16401	100.2		3857	5536
52	13C-PCB-188		3695617	1901463	1794155	1.06	NO	23.51	0.95	23.47	23.54	99.68710	99.7		3655	2935
53	13C-PCB-189		3171293	1620889	1550405	1.05	NO	29.98	0.96	29.95	30.02	101.98723	102.0		6208	6403
54	13C-PCB-202		3141855	1495915	1645940	0.91	NO	26.29	1.06	26.25	26.32	100.48827	100.5		1617	2502
55	13C-PCB-205		2523595	1198077	1325518	0.90	NO	31.38	1.01	31.34	31.41	99.65973	99.7		3908	7203
56	13C-PCB-208		2226623	980616	1246007	0.79	NO	29.71	0.96	29.68	29.74	100.32324	100.3		1935	2975
57	13C-PCB-206		1419624	626081	793542	0.79	NO	32.46	1.04	32.43	32.49	98.95013	99.0		1935	2975
58	13C-PCB-209		2096486	1142797	953689	1.20	NO	33.60	1.08	33.56	33.63	97.80564	97.8		424	433
59	13C-PCB-9		6225512	3830126	2395386	1.60	NO	11.83	0.48	11.80	11.86	106.89512	106.9		34493	6152
60	13C-PCB-52		3103111	1383845	1719266	0.80	NO	16.96	0.68	16.93	16.99	103.97800	104.0		7408	4345
61	13C-PCB-101		2645669	1619306	1026363	1.58	NO	20.63	0.83	20.60	20.66	102.13334	102.1		3445	2571
62	13C-PCB-138		2846028	1601604	1244424	1.29	NO	24.87	0.00	24.84	24.91	102.15142	102.2		3857	5536
63	13C-PCB-194		2033448	968701	1064748	0.91	NO	31.10	1.25	31.07	31.14	102.47135	102.5		3908	7203
64	Total MoCB-F1	3		515357								6973.25941			1388	
65	Total DiCB-F1	2		113128								9882.71010			1808	
66	Total DiCB-F2	1		182106								5.10059			3273	
67	Total TrCB-F1	1		91172								5.05778			1772	
68	Total TrCB-F3	9		426839								544758.59444			2244	
69	Total TeCB-F2	1		95893								4.96366			1112	
70	Total TeCB-F4	9		229743								30874.54922			2209	
71	Total PeCB-F3	2		139352								3293.25880			674	
72	Total PeCB-F5	12		666365								38539.64188			1698	
73	Total HxCB-F4	6		132636								16753.26462			680	
74	Total HxCB-F5	18		481895								64889.25250			1593	

Quantify Sample Summary Report

MassLynx MassLynx V4.1 SCN 901

Dataset: I:\Organics Instrument\HIGHRES GCMS Completed Results Files\HR-5\ICALs\5-190502B-ICAL.qld

Last Altered: Friday, May 03, 2019 08:59:50 Eastern Daylight Time

Printed: Thursday, May 16, 2019 16:27:00 Eastern Daylight Time

Name: 5-190502B04, Date: 02-May-2019, Time: 14:13:57, ID: H5-19-CS2-005, Description: 1668A-CS2-018, Vial: Tray1:42

	Target Analyte	#Hom	Total Area	Ion1 Area	Ion2 Area	Ra	Ra Fail=Y...	RT	RRT	RT LCL	RT UCL	Conc.	%Rec	Mod.Comment	Noise 1	Noise 2
75	Total HpCB-F5	17		403776								611033.15971			865	
76	Total HpCB-F6	4		84094								12593.24776			1453	
77	Total OcCB-F5	6		92540								22650.07446			681	
78	Total OcCB-F6	5		68271								22756.90094			1084	
79	Total NoCB-F6	3		92101								3973.41175			1508	
80	Total DeCB-F7	1		52495								5.07911			249	
81	Total 13C-MoCB-F1	3		9003730								23360.26841			3319	
82	Total 13C-DiCB-F1	3		6296023								208.52560			34493	
83	Total 13C-DiCB-F2	1		3449359								96.54017			55186	
84	Total 13C-TrCB-F1	1		1547080								99.48970			33339	
85	Total 13C-TrCB-F3	6		8518002								52435.93768			38886	
86	Total 13C-TeCB-F2	1		1854821								100.31826			6465	
87	Total 13C-TeCB-F3	5		1440262								108.23713			7408	
88	Total 13C-TeCB-F4	7		3844948								116500.89254			9738	
89	Total 13C-PeCB-F3	1		2313131								101.52649			1814	
90	Total 13C-PeCB-F4	6		5432564								312.65822			3445	
91	Total 13C-PeCB-F5	14		11355771								388003.62063			6254	
92	Total 13C-HxCB-F4	5		2293544								16374.80250			1423	
93	Total 13C-HxCB-F5	15		11122662								650.20790			3857	
94	Total 13C-HpCB-F5	9		3419638								138060.67864			3655	
95	Total 13C-HpCB-F6	9		1827679								403050.13062			6208	
96	Total 13C-OcCB-F5	8		1505623								17325.17260			1617	
97	Total 13C-OcCB-F6	6		2284198								227.59829			3908	
98	Total 13C-NoCB-F6	3		1608423								4556.91098			1935	
99	Total 13C-DeCB-F7	1		1142797								97.80564			424	
100	Lockmass F1			0											443520	
101	Lockmass F2			0											277020	
102	Lockmass F3			0											748420	
103	Lockmass F4			0											360301	
104	Lockmass F5			0											141051	
105	Lockmass F6			0											60558	
106	Lockmass F7			0											26267	

Quantify Sample Summary Report **MassLynx MassLynx V4.1 SCN 901**

Dataset: I:\Organics Instrument\HIGHRES GCMS Completed Results Files\HR-5\ICALs\5-190502B-ICAL.qld

Last Altered: Friday, May 03, 2019 08:59:50 Eastern Daylight Time
 Printed: Thursday, May 16, 2019 16:27:00 Eastern Daylight Time

Name: 5-190502B03, Date: 02-May-2019, Time: 13:31:47, ID: H5-19-CS3-005, Description: 1668A-CS3-018B1, Vial: Tray1:1

	Target Analyte	#Hom	Total Area	Ion1 Area	Ion2 Area	Ra	Ra Fail=Y...	RT	RRT	RT LCL	RT UCL	Conc.	%Rec	Mod.Comment	Noise 1	Noise 2
1	PCB-1		1970412	1496041	474371	3.15	NO	8.89	1.00	8.86	8.92	48.98128	98.0		1837	2656
2	PCB-3		1892672	1442674	449998	3.21	NO	10.43	1.00	10.39	10.46	49.34146	98.7		1837	2656
3	PCB-4		1061459	635798	425660	1.49	NO	10.59	1.00	10.56	10.63	48.74586	97.5		1931	8914
4	PCB-15		1736449	1058590	677859	1.56	NO	14.27	1.00	14.24	14.30	49.33850	98.7		2990	6301
5	PCB-19		1048228	540572	507656	1.06	NO	12.59	1.00	12.56	12.63	49.92761	99.9		5448	3737
6	PCB-37		1515336	771760	743576	1.04	NO	18.23	1.00	18.20	18.26	48.58763	97.2		9681	8512
7	PCB-54		1336237	591663	744574	0.79	NO	14.45	1.00	14.41	14.48	49.41055	98.8		1081	2532
8	PCB-81		1490952	649440	841512	0.77	NO	21.81	1.00	21.77	21.84	47.77761	95.6		1575	3945
9	PCB-77		1459679	640678	819001	0.78	NO	22.11	1.00	22.08	22.14	49.20479	98.4		1575	3945
10	PCB-104		1326618	811458	515160	1.58	NO	17.52	1.00	17.48	17.55	49.47993	99.0		746	1153
11	PCB-123		1237431	757272	480159	1.58	NO	23.11	1.00	23.07	23.14	48.85408	97.7		3138	2307
12	PCB-118		1330559	812658	517901	1.57	NO	23.28	1.00	23.24	23.31	49.41803	98.8		3138	2307
13	PCB-114		1257775	771737	486038	1.59	NO	23.58	1.00	23.55	23.61	48.66136	97.3		3138	2307
14	PCB-105		1254318	767005	487312	1.57	NO	23.92	1.00	23.88	23.95	47.23429	94.5		3138	2307
15	PCB-126		1229309	745975	483335	1.54	NO	25.52	1.00	25.49	25.56	49.46598	98.9		3138	2307
16	PCB-155		1323882	737969	585913	1.26	NO	20.53	1.00	20.50	20.56	48.88635	97.8		1390	528
17	PCB-167		1238076	682595	555482	1.23	NO	26.42	1.00	26.39	26.45	47.84608	95.7		2284	2517
18	PCB-156/157		2423587	1338057	1085531	1.23	NO	27.05	1.00	27.01	27.08	96.65699	96.7		2284	2517
19	PCB-169		1105821	612519	493302	1.24	NO	28.73	1.00	28.69	28.76	49.64501	99.3		2284	2517
20	PCB-188		1167128	594245	572883	1.04	NO	23.53	1.00	23.50	23.56	49.02825	98.1		3751	2742
21	PCB-189		936685	475833	460852	1.03	NO	29.99	1.00	29.96	30.03	49.03552	98.1		6826	6382
22	PCB-202		1072577	505882	566695	0.89	NO	26.30	1.00	26.26	26.33	49.18526	98.4		916	682
23	PCB-205		773059	366151	406908	0.90	NO	31.40	1.00	31.37	31.43	50.14480	100.3		2299	1752
24	PCB-208		772211	342008	430203	0.80	NO	29.74	1.00	29.70	29.77	48.85222	97.7		2456	3051
25	PCB-206		503853	224290	279563	0.80	NO	32.49	1.00	32.45	32.52	49.16671	98.3		2456	3051
26	PCB-209		604611	326149	278462	1.17	NO	33.63	1.00	33.59	33.66	49.43829	98.9		341	493
27	13C-PCB-31		3144468	1612854	1531615	1.05	NO	15.80	0.87	15.77	15.84	92.62289	92.6		50020	25793
28	13C-PCB-95		1445048	887246	557802	1.59	NO	19.11	1.09	19.08	19.15	91.06857	91.1		2477	2204
29	13C-PCB-153		1996655	1123240	873414	1.29	NO	24.19	1.18	24.16	24.23	91.72791	91.7		3191	2418
30	13C-PCB-28		3229814	1650193	1579622	1.04	NO	15.97	0.94	15.94	16.00	91.45677	91.5		50020	25793
31	13C-PCB-111		1994548	1228343	766205	1.60	NO	22.03	1.07	21.99	22.06	92.36518	92.4		2477	2204
32	13C-PCB-178		1593259	815507	777751	1.05	NO	25.09	1.01	25.06	25.12	92.58361	92.6		3649	2200
33	13C-PCB-1		3708145	2813408	894737	3.14	NO	8.88	0.75	8.84	8.91	98.71806	98.7		4158	17729
34	13C-PCB-3		3388454	2567685	820769	3.13	NO	10.41	0.88	10.38	10.45	96.77263	96.8		4158	17729
35	13C-PCB-4		2388992	1461611	927381	1.58	NO	10.58	0.89	10.55	10.61	100.29467	100.3		36845	6570
36	13C-PCB-15		3387313	2074870	1312443	1.58	NO	14.26	1.20	14.23	14.30	95.95348	96.0		48346	11849
37	13C-PCB-19		1822322	928619	893703	1.04	NO	12.58	1.06	12.55	12.61	98.91204	98.9		42378	20037

Quantify Sample Summary Report **MassLynx MassLynx V4.1 SCN 901**

Dataset: I:\Organics Instrument\HIGHRES GCMS Completed Results Files\HR-5\ICALs\5-190502B-ICAL.qld

Last Altered: Friday, May 03, 2019 08:59:50 Eastern Daylight Time
 Printed: Thursday, May 16, 2019 16:27:00 Eastern Daylight Time

Name: 5-190502B03, Date: 02-May-2019, Time: 13:31:47, ID: H5-19-CS3-005, Description: 1668A-CS3-018B1, Vial: Tray1:1

	Target Analyte	#Hom	Total Area	Ion1 Area	Ion2 Area	Ra	Ra Fail=Y...	RT	RRT	RT LCL	RT UCL	Conc.	%Rec	Mod.Comment	Noise 1	Noise 2
38	13C-PCB-37		2958975	1514395	1444580	1.05	NO	18.21	1.07	18.18	18.24	96.84049	96.8		50020	25793
39	13C-PCB-54		2583795	1145988	1437807	0.80	NO	14.44	0.85	14.40	14.47	100.12080	100.1		7546	5834
40	13C-PCB-81		2612464	1149413	1463051	0.79	NO	21.80	1.06	21.76	21.83	99.09791	99.1		8156	4710
41	13C-PCB-77		2641922	1168382	1473540	0.79	NO	22.09	1.07	22.06	22.13	99.03159	99.0		8156	4710
42	13C-PCB-104		2330811	1426899	903912	1.58	NO	17.51	1.03	17.47	17.54	100.98282	101.0		1244	1330
43	13C-PCB-123		2380207	1461160	919048	1.59	NO	23.10	1.12	23.06	23.13	100.39372	100.4		4997	4479
44	13C-PCB-118		2340166	1437825	902341	1.59	NO	23.26	1.13	23.23	23.30	100.80820	100.8		4997	4479
45	13C-PCB-114		2222281	1366000	856281	1.60	NO	23.57	0.95	23.53	23.60	100.08341	100.1		4997	4479
46	13C-PCB-105		2271996	1400871	871126	1.61	NO	23.91	0.96	23.87	23.94	100.84360	100.8		4997	4479
47	13C-PCB-126		2126842	1307851	818991	1.60	NO	25.51	1.03	25.48	25.55	99.46185	99.5		4997	4479
48	13C-PCB-155		2548671	1421689	1126983	1.26	NO	20.51	0.99	20.48	20.54	101.46621	101.5		1925	2031
49	13C-PCB-167		2129223	1201860	927364	1.30	NO	26.41	1.06	26.37	26.44	99.70906	99.7		3191	2418
50	13C-PCB-156/157		4100807	2320364	1780443	1.30	NO	27.03	1.09	27.00	27.07	199.45464	99.7		3191	2418
51	13C-PCB-169		1918217	1087286	830931	1.31	NO	28.71	1.15	28.68	28.75	98.88873	98.9		3191	2418
52	13C-PCB-188		2379829	1219378	1160451	1.05	NO	23.51	0.94	23.47	23.54	101.69655	101.7		3649	2200
53	13C-PCB-189		1988074	1022330	965744	1.06	NO	29.98	0.96	29.95	30.02	101.28625	101.3		6831	6875
54	13C-PCB-202		2010979	955672	1055307	0.91	NO	26.29	1.06	26.25	26.32	101.89325	101.9		997	2838
55	13C-PCB-205		1600375	761780	838594	0.91	NO	31.39	1.01	31.35	31.42	100.09669	100.1		3159	4774
56	13C-PCB-208		1433229	628092	805138	0.78	NO	29.72	0.96	29.69	29.76	102.27478	102.3		2080	2952
57	13C-PCB-206		910181	401956	508225	0.79	NO	32.46	1.04	32.43	32.49	100.47752	100.5		2080	2952
58	13C-PCB-209		1355323	736932	618392	1.19	NO	33.60	1.08	33.56	33.63	100.14117	100.1		648	426
59	13C-PCB-9		3759154	2306087	1453067	1.59	NO	11.84	0.48	11.81	11.88	64.54653	64.5		36845	6570
60	13C-PCB-52		1916808	850874	1065934	0.80	NO	16.97	0.68	16.93	17.00	64.22776	64.2		6422	3321
61	13C-PCB-101		1647656	1007276	640380	1.57	NO	20.64	0.83	20.61	20.67	63.60606	63.6		2477	2204
62	13C-PCB-138		1796514	1015587	780927	1.30	NO	24.88	0.00	24.85	24.92	64.48161	64.5		3191	2418
63	13C-PCB-194		1283912	610165	673746	0.91	NO	31.10	1.25	31.07	31.14	64.70004	64.7		3159	4774
64	Total MoCB-F1	4		2987714								55682.94300			1837	
65	Total DiCB-F1	2		664620								53134.95882			1931	
66	Total DiCB-F2	1		1058590								49.33850			2990	
67	Total TrCB-F1	1		540572								49.92761			1813	
68	Total TrCB-F3	7		2428839								3093432.055...			3147	
69	Total TeCB-F2	1		591663								49.41055			1081	
70	Total TeCB-F4	11		1312434								43874.42873			1575	
71	Total PeCB-F3	2		812420								1802.28050			746	
72	Total PeCB-F5	12		3961929								153448.71826			3138	
73	Total HxCB-F4	6		745763								11912.69193			1390	
74	Total HxCB-F5	19		2794033								244466.40595			2284	

Quantify Sample Summary Report

MassLynx MassLynx V4.1 SCN 901

Dataset: I:\Organics Instrument\HIGHRES GCMS Completed Results Files\HR-5\ICALs\5-190502B-ICAL.qld

Last Altered: Friday, May 03, 2019 08:59:50 Eastern Daylight Time

Printed: Thursday, May 16, 2019 16:27:00 Eastern Daylight Time

Name: 5-190502B03, Date: 02-May-2019, Time: 13:31:47, ID: H5-19-CS3-005, Description: 1668A-CS3-018B1, Vial: Tray1:1

	Target Analyte	#Hom	Total Area	Ion1 Area	Ion2 Area	Ra	Ra Fail=Y...	RT	RRT	RT LCL	RT UCL	Conc.	%Rec	Mod.Comment	Noise 1	Noise 2
75	Total HpCB-F5	17		2377272								3531183.163...			1445	
76	Total HpCB-F6	4		517649								78850.35804			3036	
77	Total OcCB-F5	7		519114								25861.07383			916	
78	Total OcCB-F6	9		413303								110253.86235			2299	
79	Total NoCB-F6	3		569268								5836.69395			2456	
80	Total DeCB-F7	1		326149								49.43829			341	
81	Total 13C-MoCB-F1	3		5390477								14534.62829			4158	
82	Total 13C-DiCB-F1	3		3791514								165.83539			36845	
83	Total 13C-DiCB-F2	1		2074870								95.95348			48346	
84	Total 13C-TrCB-F1	2		1043663								264437.86139			42379	
85	Total 13C-TrCB-F3	5		4810544								33719.65433			50020	
86	Total 13C-TeCB-F2	2		1146288								515.39143			7546	
87	Total 13C-TeCB-F3	3		879045								66.30963			6422	
88	Total 13C-TeCB-F4	7		2367409								67106.13498			8156	
89	Total 13C-PeCB-F3	2		1427347								1010.20499			1244	
90	Total 13C-PeCB-F4	8		3137188								249.71453			2477	
91	Total 13C-PeCB-F5	15		7180730								241773.69266			4997	
92	Total 13C-HxCB-F4	2		1429119								8494.34883			1925	
93	Total 13C-HxCB-F5	15		6834046								581.08358			3191	
94	Total 13C-HpCB-F5	8		2083798								82408.40408			3649	
95	Total 13C-HpCB-F6	6		1152709								224080.31830			6831	
96	Total 13C-OcCB-F5	7		962245								12764.72903			997	
97	Total 13C-OcCB-F6	6		1447085								181.41688			3159	
98	Total 13C-NoCB-F6	5		1033413								7240.98622			2080	
99	Total 13C-DeCB-F7	1		736932								100.14117			648	
100	Lockmass F1			0											388993	
101	Lockmass F2			0											309077	
102	Lockmass F3			0											617487	
103	Lockmass F4			0											353103	
104	Lockmass F5			0											128988	
105	Lockmass F6			0											67243	
106	Lockmass F7			0											26218	

Quantify Sample Summary Report **MassLynx MassLynx V4.1 SCN 901**

Dataset: I:\Organics Instrument\HIGHRES GCMS Completed Results Files\HR-5\ICALs\5-190502B-ICAL.qld

Last Altered: Friday, May 03, 2019 08:59:50 Eastern Daylight Time
 Printed: Thursday, May 16, 2019 16:27:00 Eastern Daylight Time

Name: 5-190502B06, Date: 02-May-2019, Time: 15:38:16, ID: H5-19-CS4-005, Description: 1668A-CS4-018, Vial: Tray1:44

	Target Analyte	#Hom	Total Area	Ion1 Area	Ion2 Area	Ra	Ra Fail=Y...	RT	RRT	RT LCL	RT UCL	Conc.	%Rec	Mod.Comment	Noise 1	Noise 2
1	PCB-1		29184351	22192724	6991627	3.17	NO	8.86	1.00	8.83	8.90	408.03793	102.0		4749	3241
2	PCB-3		28770009	21940138	6829871	3.21	NO	10.40	1.00	10.37	10.43	407.53229	101.9		4749	3241
3	PCB-4		15486648	9296138	6190510	1.50	NO	10.57	1.00	10.53	10.60	408.83033	102.2		3194	29429
4	PCB-15		27643390	16870018	10773372	1.57	NO	14.24	1.00	14.21	14.28	417.35964	104.3		6233	19427
5	PCB-19		15239820	7865653	7374168	1.07	NO	12.57	1.00	12.53	12.60	408.25202	102.1		7743	4631
6	PCB-37		24101214	12220198	11881016	1.03	NO	18.19	1.00	18.16	18.23	407.15762	101.8		12971	15761
7	PCB-54		19783118	8711658	11071460	0.79	NO	14.43	1.00	14.39	14.46	405.80909	101.5		2060	3001
8	PCB-81		23049291	10110876	12938415	0.78	NO	21.78	1.00	21.74	21.81	397.34217	99.3		3428	4445
9	PCB-77		22657674	9920589	12737085	0.78	NO	22.07	1.00	22.04	22.11	410.72052	102.7		3428	4445
10	PCB-104		19608000	11999677	7608323	1.58	NO	17.50	1.00	17.46	17.53	405.56979	101.4		1454	2714
11	PCB-123		18687820	11395083	7292737	1.56	NO	23.08	1.00	23.05	23.12	399.94996	100.0		8109	8622
12	PCB-118		20021444	12212525	7808919	1.56	NO	23.25	1.00	23.22	23.29	408.56913	102.1		8109	8622
13	PCB-114		19398901	11865985	7532916	1.58	NO	23.54	1.00	23.51	23.58	406.13907	101.5		8109	8622
14	PCB-105		19336368	11795621	7540747	1.56	NO	23.89	1.00	23.86	23.93	397.98817	99.5		8109	8622
15	PCB-126		18789743	11493739	7296004	1.58	NO	25.49	1.00	25.45	25.52	407.13812	101.8		8109	8622
16	PCB-155		19816512	11046468	8770044	1.26	NO	20.50	1.00	20.47	20.53	402.35885	100.6		1552	2469
17	PCB-167		18534604	10217002	8317602	1.23	NO	26.39	1.00	26.36	26.43	396.72021	99.2		7065	11723
18	PCB-156/157		36170526	19927918	16242608	1.23	NO	27.02	1.00	26.99	27.06	794.84666	99.4		7065	11723
19	PCB-169		16963977	9377202	7586775	1.24	NO	28.69	1.00	28.66	28.72	410.67561	102.7		7065	11723
20	PCB-188		17114756	8671748	8443008	1.03	NO	23.51	1.00	23.47	23.54	405.15594	101.3		9571	8622
21	PCB-189		13900433	7011408	6889026	1.02	NO	29.97	1.00	29.94	30.00	414.02733	103.5		27129	27796
22	PCB-202		15552118	7355899	8196219	0.90	NO	26.29	1.00	26.25	26.32	403.59210	100.9		1837	2308
23	PCB-205		11388333	5402926	5985408	0.90	NO	31.38	1.00	31.34	31.41	411.28990	102.8		6909	6184
24	PCB-208		11129163	4950840	6178323	0.80	NO	29.72	1.00	29.69	29.76	402.40214	100.6		5009	6894
25	PCB-206		7464914	3325412	4139502	0.80	NO	32.46	1.00	32.43	32.49	398.10883	99.5		5009	6894
26	PCB-209		9076942	4913576	4163367	1.18	NO	33.60	1.00	33.56	33.63	404.25477	101.1		718	549
27	13C-PCB-31		6353452	3224049	3129404	1.03	NO	15.77	0.87	15.74	15.81	101.03649	101.0		71549	49388
28	13C-PCB-95		2947044	1794339	1152705	1.56	NO	19.09	1.09	19.05	19.12	101.55438	101.6		3395	3490
29	13C-PCB-153		4036655	2273426	1763228	1.29	NO	24.17	1.18	24.14	24.20	101.75614	101.8		4400	5057
30	13C-PCB-28		6453145	3286159	3166986	1.04	NO	15.94	0.94	15.91	15.97	101.09460	101.1		71549	49388
31	13C-PCB-111		4072986	2506124	1566862	1.60	NO	22.01	1.07	21.98	22.04	101.12606	101.1		3395	3490
32	13C-PCB-178		3163753	1611215	1552537	1.04	NO	25.07	1.01	25.03	25.10	101.75334	101.8		4212	2535
33	13C-PCB-1		6592943	4992477	1600467	3.12	NO	8.86	0.75	8.83	8.90	100.10007	100.1		3987	19237
34	13C-PCB-3		6236144	4705487	1530657	3.07	NO	10.39	0.88	10.35	10.42	101.57392	101.6		3987	19237
35	13C-PCB-4		4155886	2547668	1608218	1.58	NO	10.55	0.89	10.52	10.59	99.50433	99.5		24313	6404
36	13C-PCB-15		6374704	3894008	2480696	1.57	NO	14.23	1.20	14.20	14.27	102.98656	103.0		51636	12087
37	13C-PCB-19		3240124	1645603	1594520	1.03	NO	12.55	1.06	12.52	12.59	100.29997	100.3		72804	59028

Quantify Sample Summary Report **MassLynx MassLynx V4.1 SCN 901**

Dataset: I:\Organics Instrument\HIGHRES GCMS Completed Results Files\HR-5\ICALs\5-190502B-ICAL.qld

Last Altered: Friday, May 03, 2019 08:59:50 Eastern Daylight Time
 Printed: Thursday, May 16, 2019 16:27:00 Eastern Daylight Time

Name: 5-190502B06, Date: 02-May-2019, Time: 15:38:16, ID: H5-19-CS4-005, Description: 1668A-CS4-018, Vial: Tray1:44

	Target Analyte	#Hom	Total Area	Ion1 Area	Ion2 Area	Ra	Ra Fail=Y...	RT	RRT	RT LCL	RT UCL	Conc.	%Rec	Mod.Comment	Noise 1	Noise 2
38	13C-PCB-37		5616095	2885413	2730682	1.06	NO	18.18	1.07	18.15	18.22	101.68769	101.7		71549	49388
39	13C-PCB-54		4657656	2059319	2598337	0.79	NO	14.42	0.85	14.39	14.45	99.85088	99.9		16617	10434
40	13C-PCB-81		4856284	2142351	2713934	0.79	NO	21.76	1.06	21.73	21.79	98.76535	98.8		13576	8831
41	13C-PCB-77		4912914	2153109	2759804	0.78	NO	22.06	1.07	22.03	22.10	98.73685	98.7		13576	8831
42	13C-PCB-104		4202986	2566312	1636675	1.57	NO	17.48	1.03	17.44	17.51	97.63035	97.6		2399	2020
43	13C-PCB-123		4390842	2684825	1706017	1.57	NO	23.06	1.12	23.03	23.09	99.29467	99.3		6407	5828
44	13C-PCB-118		4259196	2616678	1642519	1.59	NO	23.24	1.13	23.21	23.27	98.37014	98.4		6407	5828
45	13C-PCB-114		4106603	2536860	1569743	1.62	NO	23.53	0.95	23.50	23.56	99.15902	99.2		6407	5828
46	13C-PCB-105		4156829	2557969	1598860	1.60	NO	23.88	0.96	23.85	23.91	98.92118	98.9		6407	5828
47	13C-PCB-126		3949661	2430435	1519226	1.60	NO	25.48	1.02	25.44	25.51	99.03016	99.0		6407	5828
48	13C-PCB-155		4635172	2577600	2057572	1.25	NO	20.48	0.99	20.45	20.52	98.93727	98.9		1860	1852
49	13C-PCB-167		3844317	2164775	1679542	1.29	NO	26.38	1.06	26.35	26.42	99.63935	99.6		4400	5057
50	13C-PCB-156/157		7442441	4213840	3228602	1.31	NO	27.01	1.09	26.98	27.04	200.34960	100.2		4400	5057
51	13C-PCB-169		3557273	2019186	1538087	1.31	NO	28.68	1.15	28.65	28.71	101.49969	101.5		4400	5057
52	13C-PCB-188		4223010	2169180	2053830	1.06	NO	23.48	0.94	23.45	23.52	99.88056	99.9		4212	2535
53	13C-PCB-189		3494210	1786090	1708120	1.05	NO	29.96	0.96	29.92	29.99	98.52927	98.5		6242	7999
54	13C-PCB-202		3553539	1698803	1854736	0.92	NO	26.26	1.06	26.23	26.29	99.65456	99.7		2031	2286
55	13C-PCB-205		2874399	1352139	1522260	0.89	NO	31.36	1.01	31.33	31.40	99.99088	100.0		3806	5845
56	13C-PCB-208		2507647	1102107	1405540	0.78	NO	29.70	0.96	29.67	29.73	99.52552	99.5		2975	3946
57	13C-PCB-206		1665397	732725	932673	0.79	NO	32.45	1.04	32.42	32.48	102.25258	102.3		2975	3946
58	13C-PCB-209		2488367	1351875	1136492	1.19	NO	33.58	1.08	33.55	33.62	102.25853	102.3		339	431
59	13C-PCB-9		6591360	4041204	2550156	1.58	NO	11.82	0.48	11.78	11.85	113.17690	113.2		24313	6404
60	13C-PCB-52		3464658	1543402	1921256	0.80	NO	16.94	0.68	16.91	16.97	116.09260	116.1		13334	7409
61	13C-PCB-101		3073124	1879159	1193965	1.57	NO	20.62	0.83	20.59	20.65	118.63480	118.6		3395	3490
62	13C-PCB-138		3245880	1837492	1408388	1.30	NO	24.86	0.00	24.83	24.89	116.50312	116.5		4400	5057
63	13C-PCB-194		2308447	1089106	1219341	0.89	NO	31.08	1.25	31.05	31.11	116.32934	116.3		3806	5845
64	Total MoCB-F1	5		44731412								712028.01049			4749	
65	Total DiCB-F1	2		9689012								721994.44392			3194	
66	Total DiCB-F2	4		16917131								72803.72533			6233	
67	Total TrCB-F1	4		7869325								6605.65586			2782	
68	Total TrCB-F3	10		37129388								46628671.83...			6561	
69	Total TeCB-F2	1		8711658								405.80909			2060	
70	Total TeCB-F4	13		20297714								503924.39662			3428	
71	Total PeCB-F3	4		12001553								3283.82473			1454	
72	Total PeCB-F5	16		60324022								2183650.887...			8109	
73	Total HxCB-F4	7		11067326								35135.26801			1552	
74	Total HxCB-F5	22		41693114								3292909.971...			7055	

Quantify Sample Summary Report

MassLynx MassLynx V4.1 SCN 901

Dataset: I:\Organics Instrument\HIGHRES GCMS Completed Results Files\HR-5\ICALs\5-190502B-ICAL.qld

Last Altered: Friday, May 03, 2019 08:59:50 Eastern Daylight Time

Printed: Thursday, May 16, 2019 16:27:00 Eastern Daylight Time

Name: 5-190502B06, Date: 02-May-2019, Time: 15:38:16, ID: H5-19-CS4-005, Description: 1668A-CS4-018, Vial: Tray1:44

	Target Analyte	#Hom	Total Area	Ion1 Area	Ion2 Area	Ra	Ra Fail=Y...	RT	RRT	RT LCL	RT UCL	Conc.	%Rec	Mod.Comment	Noise 1	Noise 2
75	Total HpCB-F5	23		34781365								51541905.25...			4521	
76	Total HpCB-F6	7		7653328								1238304.391...			11742	
77	Total OcCB-F5	7		7446433								176698.77050			1837	
78	Total OcCB-F6	7		6136447								1576080.098...			6909	
79	Total NoCB-F6	8		8297785								42903.27163			5009	
80	Total DeCB-F7	1		4913576								404.25477			718	
81	Total 13C-MoCB-F1	3		9752367								74053.73110			3987	
82	Total 13C-DiCB-F1	3		6620282								214.08277			24313	
83	Total 13C-DiCB-F2	3		3896337								3812.14095			51636	
84	Total 13C-TrCB-F1	1		1645603								100.29997			72804	
85	Total 13C-TrCB-F3	5		9438881								50107.87952			71549	
86	Total 13C-TeCB-F2	1		2059319								99.85088			16617	
87	Total 13C-TeCB-F3	4		1604482								120.52611			13334	
88	Total 13C-TeCB-F4	7		4392978								129720.69817			13576	
89	Total 13C-PeCB-F3	2		2567046								908.14777			2399	
90	Total 13C-PeCB-F4	8		6204468								326.01610			3395	
91	Total 13C-PeCB-F5	14		13139409								369126.12489			6407	
92	Total 13C-HxCB-F4	2		2590534								15661.01215			1860	
93	Total 13C-HxCB-F5	13		12653370								663.28352			4400	
94	Total 13C-HpCB-F5	10		3858390								135370.58076			4212	
95	Total 13C-HpCB-F6	7		1994345								370238.40123			6242	
96	Total 13C-OcCB-F5	8		1707404								18488.01623			2031	
97	Total 13C-OcCB-F6	11		2570441								244.88922			3806	
98	Total 13C-NoCB-F6	7		1837974								9467.82266			2975	
99	Total 13C-DeCB-F7	1		1351875								102.25853			339	
100	Lockmass F1			0											23476...	
101	Lockmass F2			0											10274...	
102	Lockmass F3			0											31842...	
103	Lockmass F4			0											1177260	
104	Lockmass F5			0											435905	
105	Lockmass F6			0											233977	
106	Lockmass F7			0											79413	

Quantify Sample Summary Report **MassLynx MassLynx V4.1 SCN 901**

Dataset: I:\Organics Instrument\HIGHRES GCMS Completed Results Files\HR-5\ICALs\5-190502B-ICAL.qld

Last Altered: Friday, May 03, 2019 08:59:50 Eastern Daylight Time
 Printed: Thursday, May 16, 2019 16:27:00 Eastern Daylight Time

Name: 5-190502B05, Date: 02-May-2019, Time: 14:56:11, ID: H5-19-CS5-005, Description: 1668A-CS4-018, Vial: Tray1:43

	Target Analyte	#Hom	Total Area	Ion1 Area	Ion2 Area	Ra	Ra Fail=Y...	RT	RRT	RT LCL	RT UCL	Conc.	%Rec	Mod.Comment	Noise 1	Noise 2
1	PCB-1				27852078	0.00	YES								5955	3429
2	PCB-3				27505010	0.00	YES								5955	3429
3	PCB-4		61397290	36908276	24489014	1.51	NO	10.57	1.00	10.53	10.60	2051.11056	102.6		4053	28993
4	PCB-15				43026172	0.00	YES								5235	21192
5	PCB-19		59390804	30711220	28679584	1.07	NO	12.57	1.00	12.53	12.60	1999.66499	100.0		8179	4928
6	PCB-37		94732680	48187532	46545148	1.04	NO	18.18	1.00	18.15	18.22	2038.98209	101.9		31681	17894
7	PCB-54		77293052	34107012	43186040	0.79	NO	14.43	1.00	14.39	14.46	2045.38570	102.3		1314	2776
8	PCB-81		89116592	39494740	49621852	0.80	NO	21.77	1.00	21.73	21.80	1962.03201	98.1		3136	4356
9	PCB-77		87319744	38521440	48798304	0.79	NO	22.07	1.00	22.04	22.11	2034.15500	101.7		3136	4356
10	PCB-104		76100248	46480324	29619924	1.57	NO	17.50	1.00	17.46	17.53	2009.63240	100.5		1994	2008
11	PCB-123		72799736	44460360	28339376	1.57	NO	23.08	1.00	23.05	23.12	1999.69745	100.0		13087	13654
12	PCB-118		77699650	47335580	30364070	1.56	NO	23.25	1.00	23.22	23.29	2019.92599	101.0		13087	13654
13	PCB-114		75015382	45889560	29125822	1.58	NO	23.54	1.00	23.51	23.58	2036.84470	101.8		13087	13654
14	PCB-105		74595280	45522564	29072716	1.57	NO	23.89	1.00	23.86	23.93	1989.68844	99.5		13087	13654
15	PCB-126		72310734	44425416	27885318	1.59	NO	25.49	1.00	25.45	25.52	2030.21579	101.5		13087	13654
16	PCB-155		76032538	42505972	33526566	1.27	NO	20.50	1.00	20.47	20.53	2004.46119	100.2		1896	1685
17	PCB-167		70373516	38899544	31473972	1.24	NO	26.39	1.00	26.36	26.43	1964.23066	98.2		11909	9381
18	PCB-156/157		135564648	74792736	60771912	1.23	NO	27.02	1.00	26.99	27.06	3944.86769	98.6		11909	9381
19	PCB-169		63082906	34879512	28203394	1.24	NO	28.69	1.00	28.66	28.72	2037.10919	101.9		11909	9381
20	PCB-188		64721576	32823874	31897702	1.03	NO	23.51	1.00	23.47	23.54	2004.57538	100.2		16464	14859
21	PCB-189		53281014	27096904	26184110	1.03	NO	29.97	1.00	29.94	30.00	2049.31391	102.5		53211	41050
22	PCB-202		58878002	27963516	30914486	0.90	NO	26.29	1.00	26.25	26.32	2003.22577	100.2		2421	3335
23	PCB-205		43619696	20745462	22874234	0.91	NO	31.38	1.00	31.34	31.41	2034.82417	101.7		17464	17969
24	PCB-208		42417128	18849256	23567872	0.80	NO	29.72	1.00	29.69	29.76	2013.45542	100.7		6512	8024
25	PCB-206		28714147	12779577	15934570	0.80	NO	32.46	1.00	32.43	32.49	2014.36592	100.7		6512	8024
26	PCB-209		34650487	18779642	15870845	1.18	NO	33.60	1.00	33.56	33.63	2005.24902	100.3		749	764
27	13C-PCB-31		4982340	2543281	2439059	1.04	NO	15.77	0.87	15.74	15.81	100.44394	100.4		94456	32317
28	13C-PCB-95		2306942	1411729	895213	1.58	NO	19.09	1.09	19.05	19.12	101.96233	102.0		2460	2182
29	13C-PCB-153		3095205	1748639	1346566	1.30	NO	24.17	1.18	24.14	24.20	102.50235	102.5		3584	3105
30	13C-PCB-28		5028359	2553972	2474388	1.03	NO	15.94	0.94	15.91	15.97	102.00836	102.0		94456	32317
31	13C-PCB-111		3155649	1940426	1215222	1.60	NO	22.01	1.07	21.98	22.04	102.46994	102.5		2460	2182
32	13C-PCB-178		2424846	1237053	1187793	1.04	NO	25.07	1.01	25.03	25.10	102.10070	102.1		2952	2393
33	13C-PCB-1		5256167	3975049	1281118	3.10	NO	8.86	0.75	8.83	8.90	102.51835	102.5		3432	22963
34	13C-PCB-3		4935223	3724772	1210451	3.08	NO	10.39	0.88	10.35	10.42	103.26431	103.3		3432	22963
35	13C-PCB-4		3284048	2013155	1270892	1.58	NO	10.55	0.89	10.52	10.59	101.01019	101.0		31977	5101
36	13C-PCB-15		5067529	3084906	1982623	1.56	NO	14.23	1.20	14.19	14.26	105.17054	105.2		53829	9393
37	13C-PCB-19		2577935	1327679	1250256	1.08	NO	12.55	1.06	12.52	12.59	102.51529	102.5		87332	66450

Quantify Sample Summary Report **MassLynx MassLynx V4.1 SCN 901**

Dataset: I:\Organics Instrument\HIGHRES GCMS Completed Results Files\HR-5\ICALs\5-190502B-ICAL.qld

Last Altered: Friday, May 03, 2019 08:59:50 Eastern Daylight Time
 Printed: Thursday, May 16, 2019 16:27:00 Eastern Daylight Time

Name: 5-190502B05, Date: 02-May-2019, Time: 14:56:11, ID: H5-19-CS5-005, Description: 1668A-CS4-018, Vial: Tray1:43

	Target Analyte	#Hom	Total Area	Ion1 Area	Ion2 Area	Ra	Ra Fail=Y...	RT	RRT	RT LCL	RT UCL	Conc.	%Rec	Mod.Comment	Noise 1	Noise 2
38	13C-PCB-37		4408030	2252688	2155342	1.05	NO	18.17	1.07	18.14	18.21	103.35497	103.4		94456	32317
39	13C-PCB-54		3610437	1613115	1997321	0.81	NO	14.42	0.85	14.39	14.45	100.22985	100.2		12078	9018
40	13C-PCB-81		3802451	1679393	2123059	0.79	NO	21.76	1.06	21.73	21.79	101.13975	101.1		13857	6864
41	13C-PCB-77		3822950	1681967	2140983	0.79	NO	22.06	1.07	22.02	22.09	100.48390	100.5		13857	6864
42	13C-PCB-104		3291999	2014441	1277558	1.58	NO	17.49	1.03	17.45	17.52	100.01020	100.0		1755	1676
43	13C-PCB-123		3421057	2094671	1326386	1.58	NO	23.06	1.12	23.03	23.09	101.18034	101.2		6253	4608
44	13C-PCB-118		3343347	2059833	1283514	1.60	NO	23.24	1.13	23.21	23.27	100.98916	101.0		6253	4608
45	13C-PCB-114		3166451	1942601	1223850	1.59	NO	23.53	0.95	23.50	23.56	99.99539	100.0		6253	4608
46	13C-PCB-105		3207626	1971588	1236038	1.60	NO	23.88	0.96	23.85	23.91	99.83171	99.8		6253	4608
47	13C-PCB-126		3048185	1863527	1184657	1.57	NO	25.48	1.02	25.44	25.51	99.95549	100.0		6253	4608
48	13C-PCB-155		3569883	1987558	1582326	1.26	NO	20.49	0.99	20.46	20.53	99.65653	99.7		1606	1615
49	13C-PCB-167		2948064	1664472	1283592	1.30	NO	26.38	1.06	26.35	26.42	100.03389	100.0		3584	3105
50	13C-PCB-156/157		5620280	3186588	2433693	1.31	NO	27.01	1.09	26.98	27.04	198.07492	99.0		3584	3105
51	13C-PCB-169		2666772	1511990	1154782	1.31	NO	28.68	1.15	28.64	28.71	99.61662	99.6		3584	3105
52	13C-PCB-188		3227753	1654428	1573325	1.05	NO	23.49	0.95	23.46	23.53	99.94420	99.9		2952	2393
53	13C-PCB-189		2705912	1393471	1312442	1.06	NO	29.96	0.96	29.92	29.99	99.89147	99.9		6966	5550
54	13C-PCB-202		2710425	1294007	1416417	0.91	NO	26.26	1.06	26.23	26.29	99.51120	99.5		2135	1892
55	13C-PCB-205		2225311	1064015	1161296	0.92	NO	31.36	1.01	31.33	31.40	101.15575	101.2		4943	9201
56	13C-PCB-208		1910132	835929	1074203	0.78	NO	29.71	0.96	29.68	29.74	99.06450	99.1		3247	3208
57	13C-PCB-206		1266055	559727	706327	0.79	NO	32.45	1.04	32.42	32.48	101.57701	101.6		3247	3208
58	13C-PCB-209		1915010	1042330	872681	1.19	NO	33.58	1.08	33.55	33.62	102.83542	102.8		478	500
59	13C-PCB-9		5130948	3143071	1987877	1.58	NO	11.82	0.48	11.78	11.85	88.10091	88.1		31977	5101
60	13C-PCB-52		2675516	1189527	1485989	0.80	NO	16.94	0.68	16.91	16.97	89.65028	89.7		15046	7148
61	13C-PCB-101		2349754	1433812	915942	1.57	NO	20.62	0.83	20.59	20.65	90.70984	90.7		2460	2182
62	13C-PCB-138		2479328	1400476	1078852	1.30	NO	24.86	0.00	24.83	24.89	88.98957	89.0		3584	3105
63	13C-PCB-194		1766580	834687	931893	0.90	NO	31.08	1.25	31.05	31.11	89.02310	89.0		4943	9201
64	Total MoCB-F1			0											5955	
65	Total DiCB-F1	3		38566939								3036573.178...			4053	
66	Total DiCB-F2			0											5235	
67	Total TrCB-F1	6		30727097								29018.00395			2825	
68	Total TrCB-F3	9		145554399								181967640.7...			9498	
69	Total TeCB-F2	3		34111350								10099.70121			1314	
70	Total TeCB-F4	15		79039324								1907395.050...			3136	
71	Total PeCB-F3	5		46494452								25525.03368			1994	
72	Total PeCB-F5	19		233434627								8008565.993...			13087	
73	Total HxCB-F4	11		42562422								99858.62524			1896	
74	Total HxCB-F5	27		156574060								12124249.90...			11809	380

Quantify Sample Summary Report

MassLynx MassLynx V4.1 SCN 901

Dataset: I:\Organics Instrument\HIGHRES GCMS Completed Results Files\HR-5\ICALs\5-190502B-ICAL.qld

Last Altered: Friday, May 03, 2019 08:59:50 Eastern Daylight Time

Printed: Thursday, May 16, 2019 16:27:00 Eastern Daylight Time

Name: 5-190502B05, Date: 02-May-2019, Time: 14:56:11, ID: H5-19-CS5-005, Description: 1668A-CS4-018, Vial: Tray1:43

	Target Analyte	#Hom	Total Area	Ion1 Area	Ion2 Area	Ra	Ra Fail=Y...	RT	RRT	RT LCL	RT UCL	Conc.	%Rec	Mod.Comment	Noise 1	Noise 2
75	Total HpCB-F5	27		131538704								194742470.7...			5737	
76	Total HpCB-F6	6		29409309								4779569.393...			11573	
77	Total OcCB-F5	20		28286920								625596.95024			2421	
78	Total OcCB-F6	9		23551094								5759680.599...			17464	
79	Total NoCB-F6	7		31691200								107867.54449			6512	
80	Total DeCB-F7	1		18779642								2005.24902			749	
81	Total 13C-MoCB-F1	3		7714845								22242.24626			3432	
82	Total 13C-DiCB-F1	3		5170644								189.92152			31977	
83	Total 13C-DiCB-F2	1		3084906								105.17054			53829	
84	Total 13C-TrCB-F1	1		1327679								102.51529			87332	
85	Total 13C-TrCB-F3	5		7378803								34256.34088			94456	
86	Total 13C-TeCB-F2	2		1616402								4744.17263			12078	
87	Total 13C-TeCB-F3	6		1244505								93.29376			15046	
88	Total 13C-TeCB-F4	8		3443675								106030.09856			13857	
89	Total 13C-PeCB-F3	5		2025743								15919.09466			1755	
90	Total 13C-PeCB-F4	9		4808294								299.59044			2460	
91	Total 13C-PeCB-F5	14		10156121								267809.59825			6253	
92	Total 13C-HxCB-F4	6		2003983								20059.99047			1606	
93	Total 13C-HxCB-F5	14		9634257								626.42069			3584	
94	Total 13C-HpCB-F5	15		2971988								136345.11870			2952	
95	Total 13C-HpCB-F6	8		1544784								258811.30209			6966	
96	Total 13C-OcCB-F5	14		1312474								36435.83216			2135	
97	Total 13C-OcCB-F6	9		1998821								210.17926			4943	
98	Total 13C-NoCB-F6	6		1398412								6984.76271			3247	
99	Total 13C-DeCB-F7	1		1042330								102.83542			478	
100	Lockmass F1			0											21336...	
101	Lockmass F2			0											967150	
102	Lockmass F3			0											18171...	
103	Lockmass F4			0											944471	
104	Lockmass F5			0											388921	
105	Lockmass F6			0											240257	
106	Lockmass F7			0											56918	

Quantify Audit Report MassLynx MassLynx V4.1 SCN 901

Dataset: I:\Organics Instrument\HIGHRES GCMS Completed Results Files\HR-5\ICALs\5-190502B-ICAL.qld

Last Altered: Friday, May 03, 2019 08:59:50 Eastern Daylight Time

Printed: Thursday, May 16, 2019 16:27:00 Eastern Daylight Time

Date	Time	Event	Details	Comments
03-May-19	08:59:10	Process Extract		
03-May-19	08:59:10	Process Integrate		
03-May-19	08:59:10	Process Calibrate		
03-May-19	08:59:10	Process Quantify		
03-May-19	08:59:14	Dataset Created		
03-May-19	08:59:41	Peak deleted	Sample:5-190502B05, Compound:DiCB-F2, RT:14.695	
03-May-19	08:59:41	Peak deleted	Sample:5-190502B05, Compound:DiCB-F2, RT:14.658	
03-May-19	08:59:41	Peak deleted	Sample:5-190502B05, Compound:DiCB-F2, RT:14.428	
03-May-19	08:59:41	Peak deleted	Sample:5-190502B05, Compound:DiCB-F2, RT:14.234	
03-May-19	08:59:41	Peak deleted	Sample:5-190502B05, Compound:DiCB-F2, RT:14.032	
03-May-19	08:59:41	Peak deleted	Sample:5-190502B05, Compound:DiCB-F2, RT:13.866	
03-May-19	08:59:41	Peak deleted	Sample:5-190502B05, Compound:DiCB-F2, RT:13.350	
03-May-19	08:59:49	Peak deleted	Sample:5-190502B05, Compound:MoCB-F1, RT:12.580	
03-May-19	08:59:49	Peak deleted	Sample:5-190502B05, Compound:MoCB-F1, RT:11.031	
03-May-19	08:59:49	Peak deleted	Sample:5-190502B05, Compound:MoCB-F1, RT:10.567	
03-May-19	08:59:49	Peak deleted	Sample:5-190502B05, Compound:MoCB-F1, RT:10.399	
03-May-19	08:59:49	Peak deleted	Sample:5-190502B05, Compound:MoCB-F1, RT:10.270	
03-May-19	08:59:49	Peak deleted	Sample:5-190502B05, Compound:MoCB-F1, RT:8.864	
03-May-19	09:01:04	Dataset Saved	Saved to 'I:\Organics Instrument\HIGHRES GCMS Complete...	
03-May-19	09:01:47	Calibration Saved	Saved to 'C:\MassLynx\PCB.PRO\CurveDB\5-190502B-ICAL....	
03-May-19	09:01:49	Dataset Saved	Saved to 'I:\Organics Instrument\HIGHRES GCMS Complete...	

Quantify Sample Template Report

MassLynx MassLynx V4.1 SCN 901

Dataset: I:\Organics Instrument\HIGHRES GCMS Completed Results Files\HR-5\ICALs\5-190502B-ICAL.qld

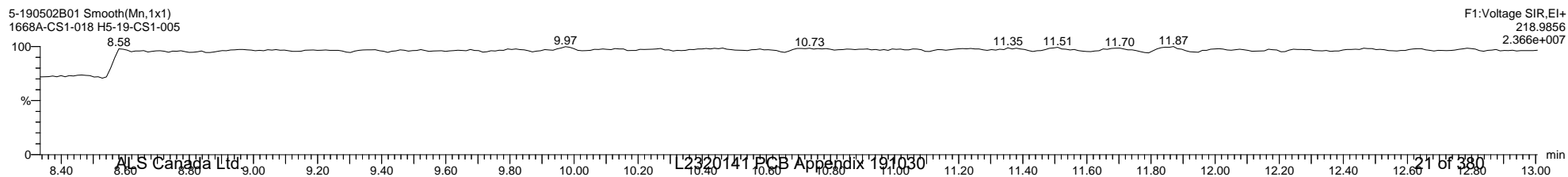
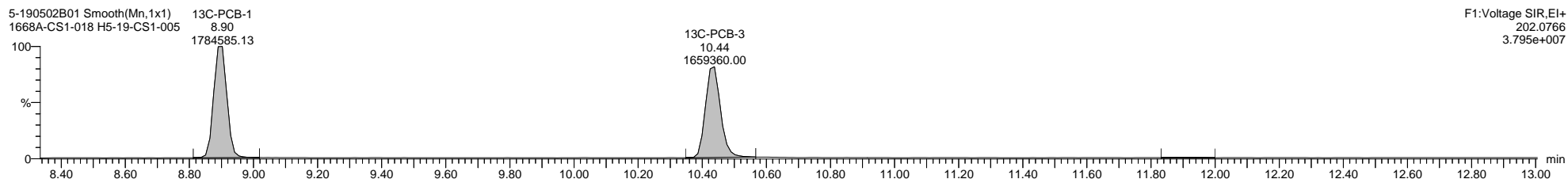
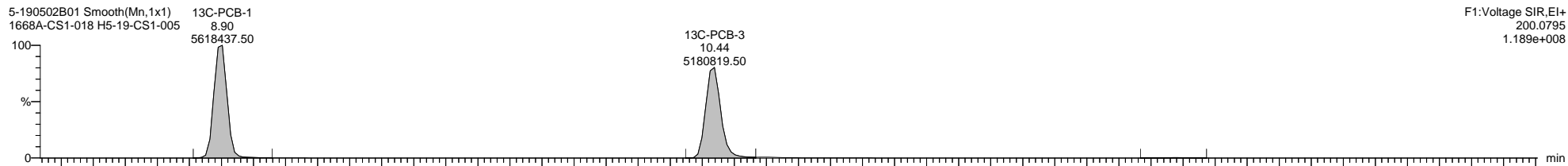
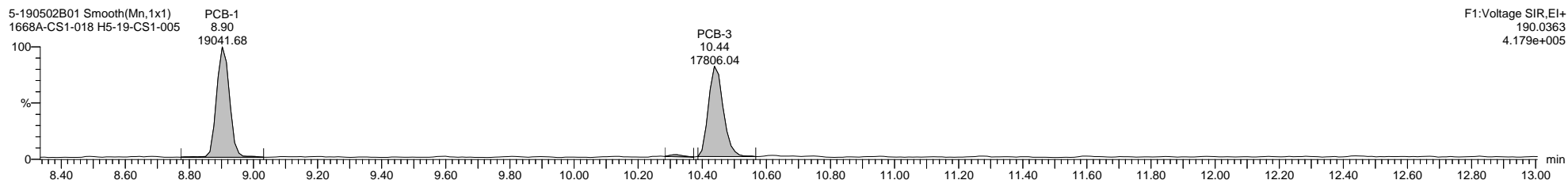
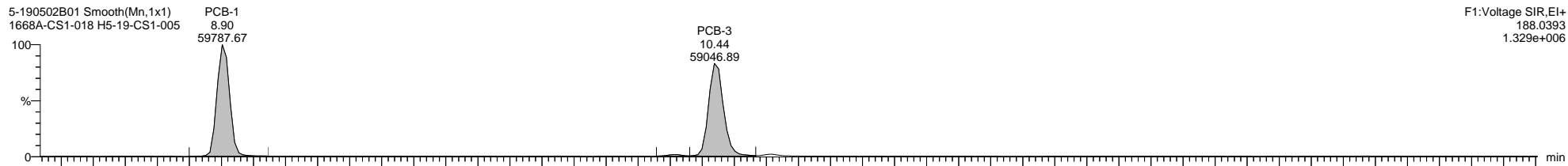
Last Altered: Friday, May 03, 2019 08:59:50 Eastern Daylight Time

Printed: Thursday, May 16, 2019 16:27:00 Eastern Daylight Time

Method: C:\MassLynx\PCB.PRO\MethDB\1668-OCTYL-1-ICAL.mdb 28 Dec 2018 11:55:27

Calibration: C:\MassLynx\PCB.PRO\CurveDB\5-190502B-ICAL.cdb 03 May 2019 08:59:50

Name: 5-190502B01, Date: 02-May-2019, Time: 12:04:37, ID: H5-19-CS1-005, Description: 1668A-CS1-018, Vial: Tray1:40



Quantify Sample Template Report

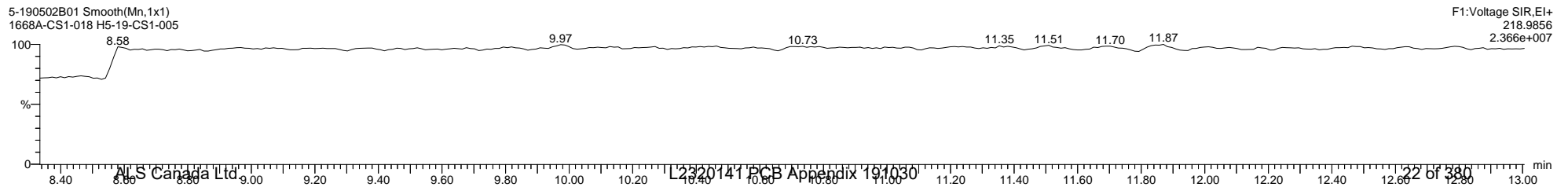
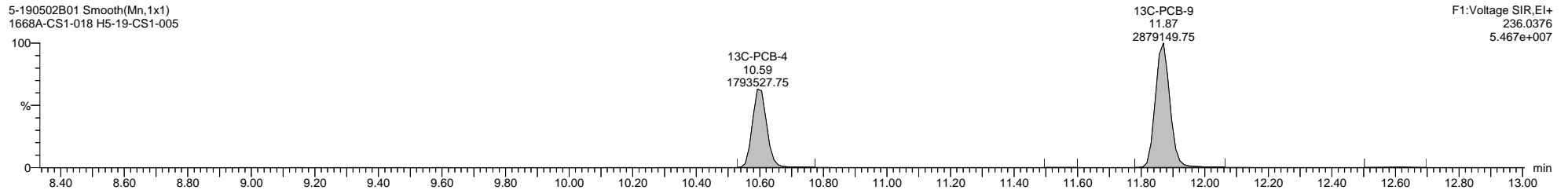
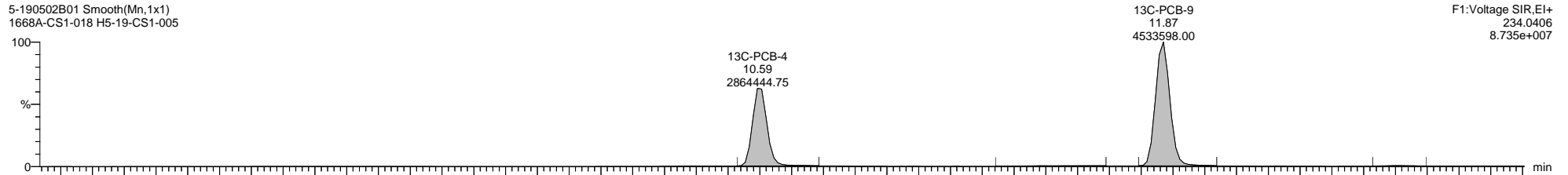
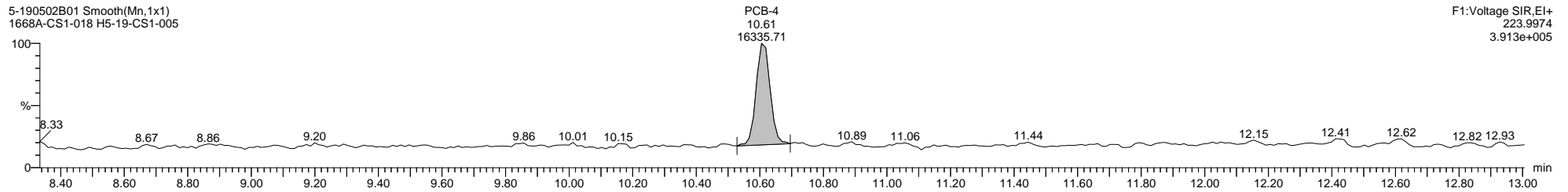
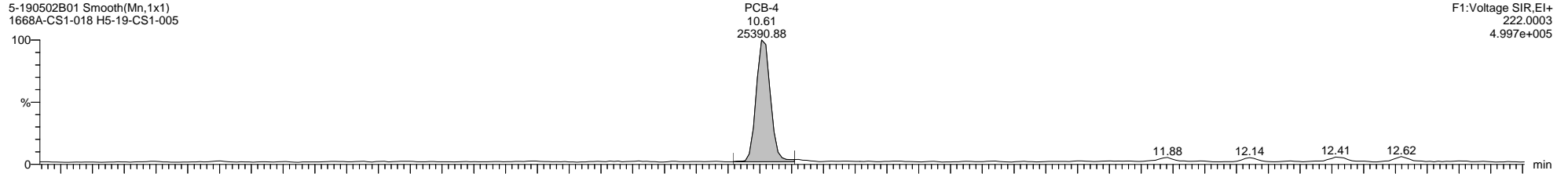
MassLynx MassLynx V4.1 SCN 901

Dataset: I:\Organics Instrument\HIGHRES GCMS Completed Results Files\HR-5ICALs\5-190502B-ICAL.qld

Last Altered: Friday, May 03, 2019 08:59:50 Eastern Daylight Time

Printed: Thursday, May 16, 2019 16:27:00 Eastern Daylight Time

Name: 5-190502B01, Date: 02-May-2019, Time: 12:04:37, ID: H5-19-CS1-005, Description: 1668A-CS1-018, Vial: Tray1:40



Quantify Sample Template Report

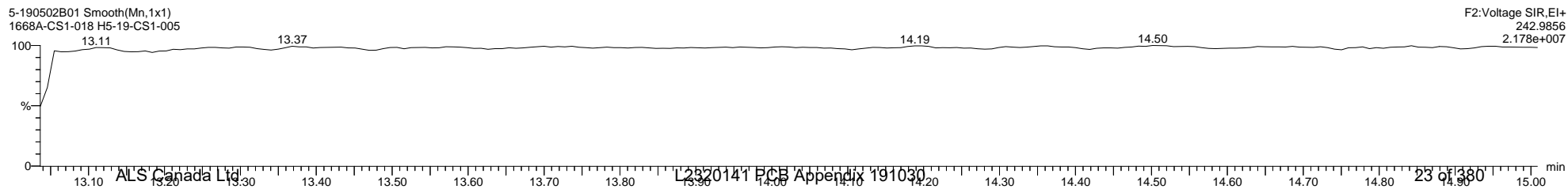
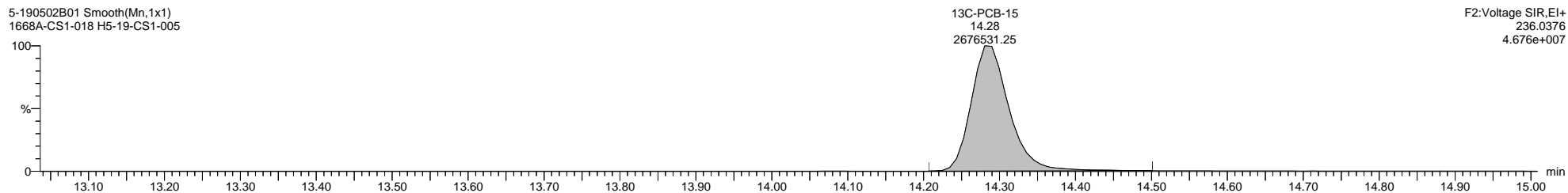

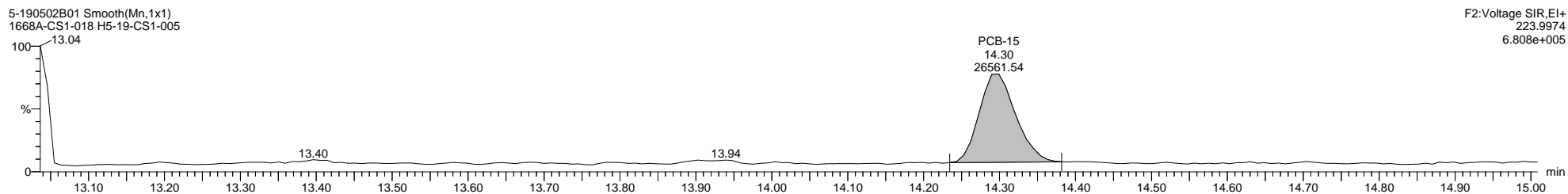

MassLynx MassLynx V4.1 SCN 901

Dataset: I:\Organics Instrument\HIGHRES GCMS Completed Results Files\HR-5\ICALs\5-190502B-ICAL.qld

Last Altered: Friday, May 03, 2019 08:59:50 Eastern Daylight Time

Printed: Thursday, May 16, 2019 16:27:00 Eastern Daylight Time

Name: 5-190502B01, Date: 02-May-2019, Time: 12:04:37, ID: H5-19-CS1-005, Description: 1668A-CS1-018, Vial: Tray1:40



Quantify Sample Template Report

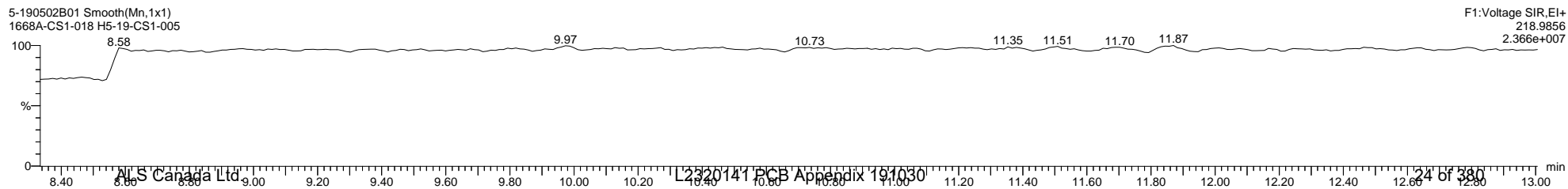
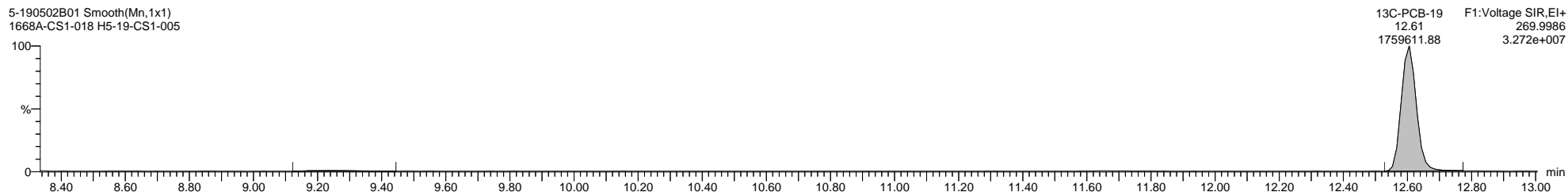
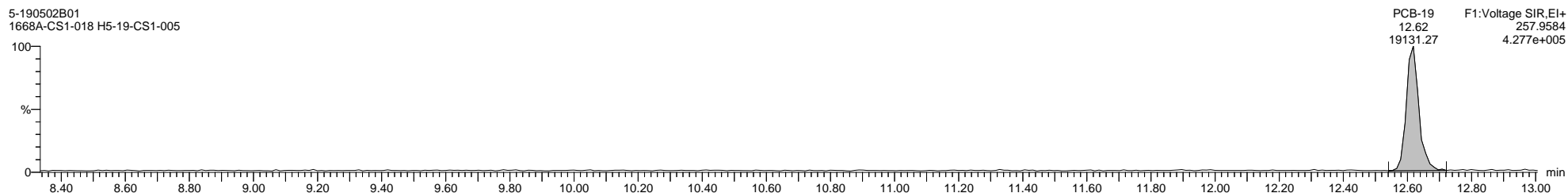

MassLynx MassLynx V4.1 SCN 901

Dataset: I:\Organics Instrument\HIGHRES GCMS Completed Results Files\HR-5\ICALs\5-190502B-ICAL.qld

Last Altered: Friday, May 03, 2019 08:59:50 Eastern Daylight Time

Printed: Thursday, May 16, 2019 16:27:00 Eastern Daylight Time

Name: 5-190502B01, Date: 02-May-2019, Time: 12:04:37, ID: H5-19-CS1-005, Description: 1668A-CS1-018, Vial: Tray1:40



Quantify Sample Template Report


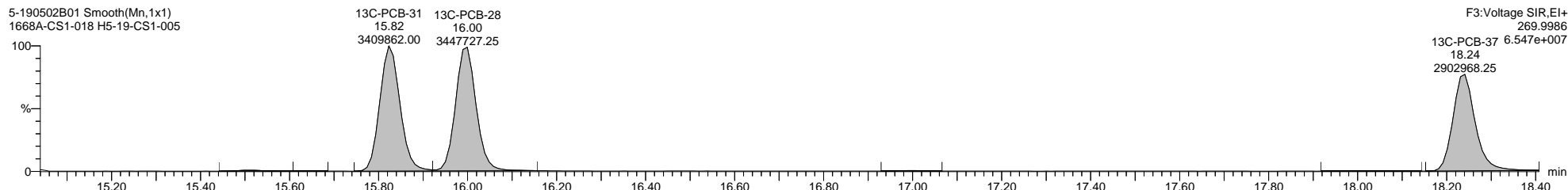

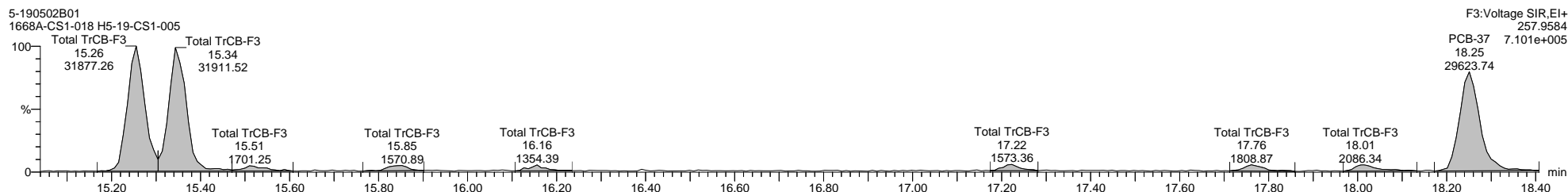

MassLynx MassLynx V4.1 SCN 901

Dataset: I:\Organics Instrument\HIGHRES GCMS Completed Results Files\HR-5\ICALs\5-190502B-ICAL.qld

Last Altered: Friday, May 03, 2019 08:59:50 Eastern Daylight Time

Printed: Thursday, May 16, 2019 16:27:00 Eastern Daylight Time

Name: 5-190502B01, Date: 02-May-2019, Time: 12:04:37, ID: H5-19-CS1-005, Description: 1668A-CS1-018, Vial: Tray1:40



Quantify Sample Template Report

MassLynx MassLynx V4.1 SCN 901


Dataset: I:\Organics Instrument\HIGHRES GCMS Completed Results Files\HR-5\ICALs\5-190502B-ICAL.qld

Last Altered: Friday, May 03, 2019 08:59:50 Eastern Daylight Time

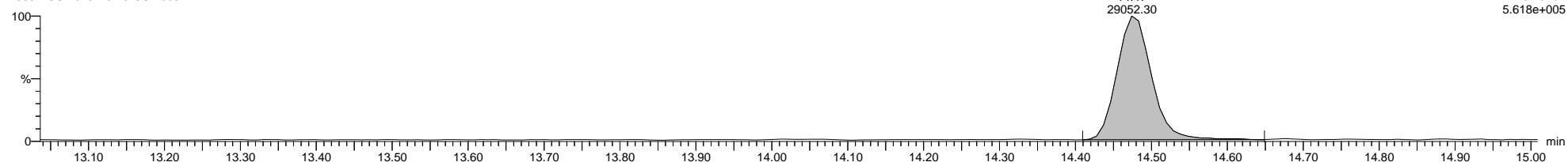
Printed: Thursday, May 16, 2019 16:27:00 Eastern Daylight Time

Name: 5-190502B01, Date: 02-May-2019, Time: 12:04:37, ID: H5-19-CS1-005, Description: 1668A-CS1-018, Vial: Tray1:40


5-190502B01 Smooth(Mn,1x1)
1668A-CS1-018 H5-19-CS1-005



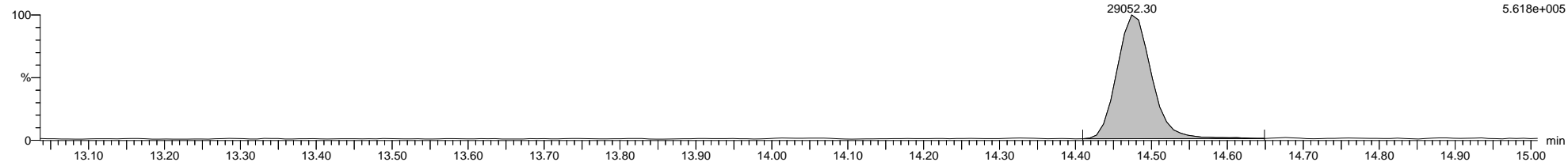
5-190502B01 Smooth(Mn,1x1)
1668A-CS1-018 H5-19-CS1-005



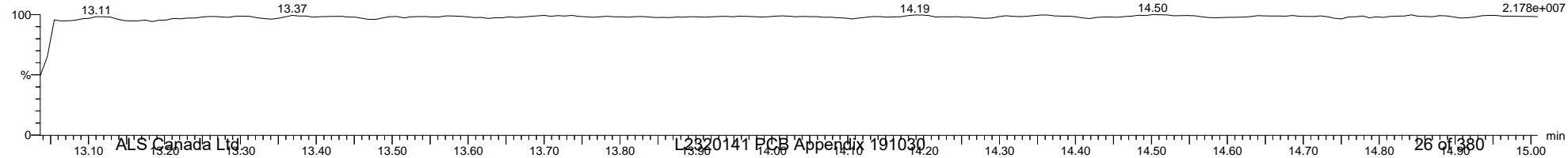
5-190502B01 Smooth(Mn,1x1)
1668A-CS1-018 H5-19-CS1-005



5-190502B01 Smooth(Mn,1x1)
1668A-CS1-018 H5-19-CS1-005



5-190502B01 Smooth(Mn,1x1)
1668A-CS1-018 H5-19-CS1-005

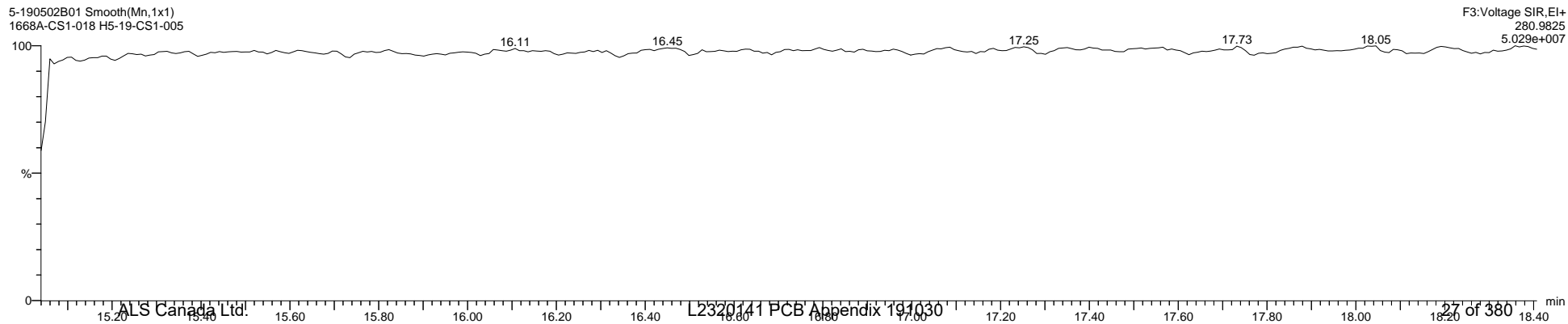
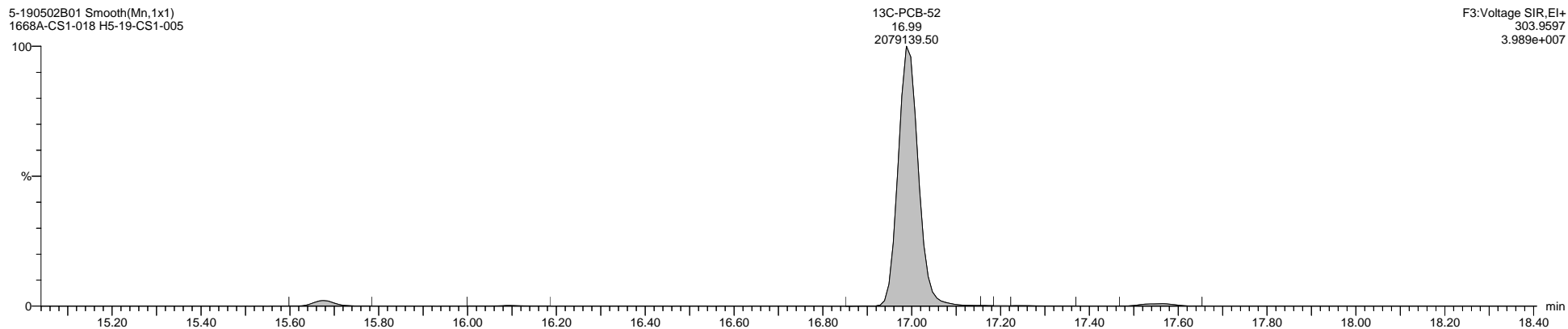
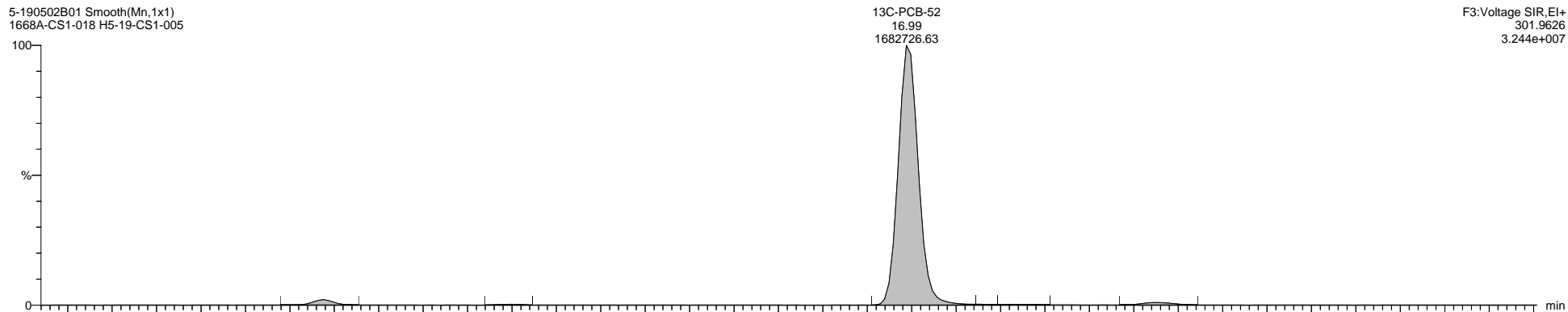


Quantify Sample Template Report MassLynx MassLynx V4.1 SCN 901

Dataset: I:\Organics Instrument\HIGHRES GCMS Completed Results Files\HR-5\ICALs\5-190502B-ICAL.qld

Last Altered: Friday, May 03, 2019 08:59:50 Eastern Daylight Time
Printed: Thursday, May 16, 2019 16:27:00 Eastern Daylight Time

Name: 5-190502B01, Date: 02-May-2019, Time: 12:04:37, ID: H5-19-CS1-005, Description: 1668A-CS1-018, Vial: Tray1:40



Quantify Sample Template Report

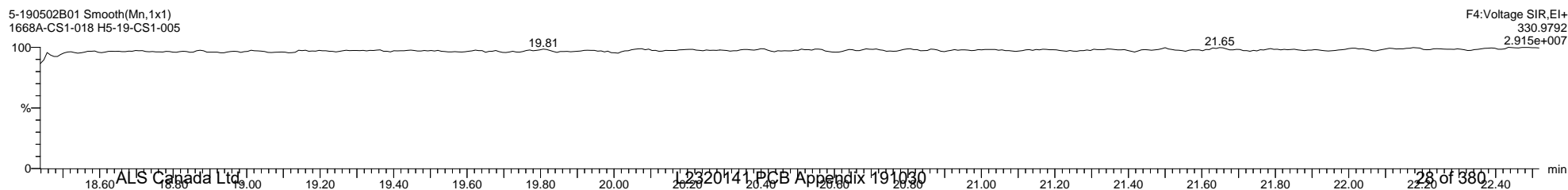
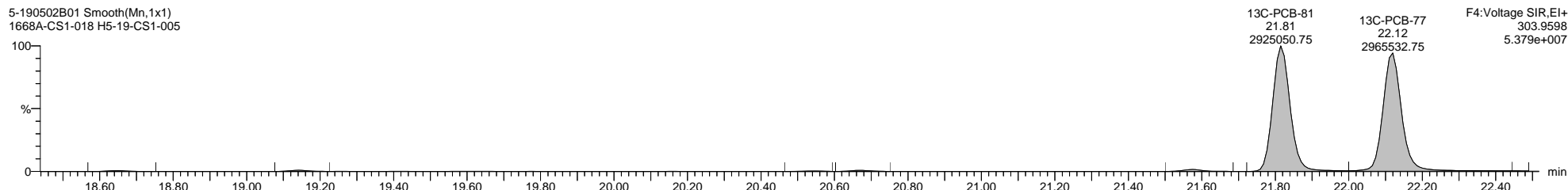

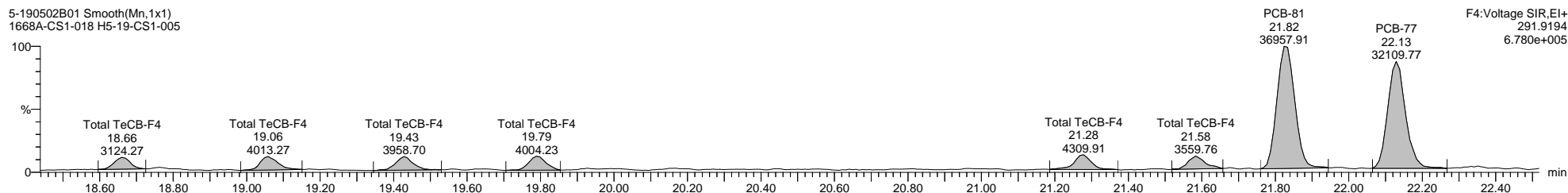

MassLynx MassLynx V4.1 SCN 901

Dataset: I:\Organics Instrument\HIGHRES GCMS Completed Results Files\HR-5\ICALs\5-190502B-ICAL.qld

Last Altered: Friday, May 03, 2019 08:59:50 Eastern Daylight Time

Printed: Thursday, May 16, 2019 16:27:00 Eastern Daylight Time

Name: 5-190502B01, Date: 02-May-2019, Time: 12:04:37, ID: H5-19-CS1-005, Description: 1668A-CS1-018, Vial: Tray1:40



Quantify Sample Template Report

MassLynx MassLynx V4.1 SCN 901


Dataset: I:\Organics Instrument\HIGHRES GCMS Completed Results Files\HR-5\ICALs\5-190502B-ICAL.qld

Last Altered: Friday, May 03, 2019 08:59:50 Eastern Daylight Time

Printed: Thursday, May 16, 2019 16:27:00 Eastern Daylight Time

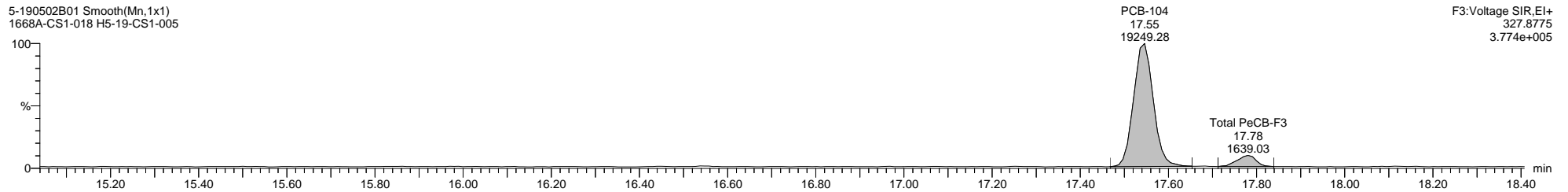
Name: 5-190502B01, Date: 02-May-2019, Time: 12:04:37, ID: H5-19-CS1-005, Description: 1668A-CS1-018, Vial: Tray1:40

5-190502B01 Smooth(Mn,1x1)
1668A-CS1-018 H5-19-CS1-005




F3:Voltage SIR,EI+
325.8804
6.179e+005

5-190502B01 Smooth(Mn,1x1)
1668A-CS1-018 H5-19-CS1-005



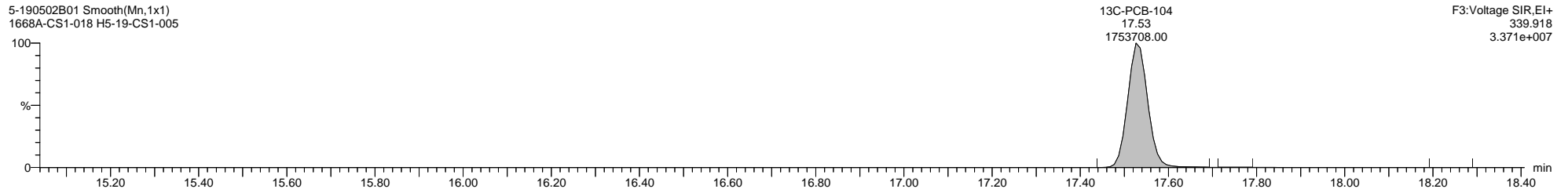
F3:Voltage SIR,EI+
327.8775
3.774e+005

5-190502B01 Smooth(Mn,1x1)
1668A-CS1-018 H5-19-CS1-005




F3:Voltage SIR,EI+
337.9207
5.301e+007

5-190502B01 Smooth(Mn,1x1)
1668A-CS1-018 H5-19-CS1-005



F3:Voltage SIR,EI+
339.918
3.371e+007

5-190502B01 Smooth(Mn,1x1)
1668A-CS1-018 H5-19-CS1-005



F3:Voltage SIR,EI+
280.9825
5.029e+007

Quantify Sample Template Report

MassLynx MassLynx V4.1 SCN 901

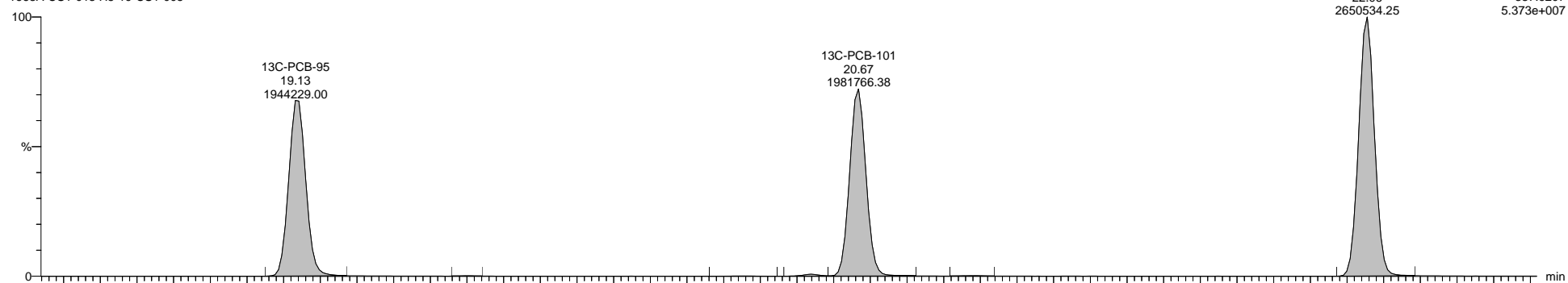
Dataset: I:\Organics Instrument\HIGHRES GCMS Completed Results Files\HR-5\ICALs\5-190502B-ICAL.qld

Last Altered: Friday, May 03, 2019 08:59:50 Eastern Daylight Time

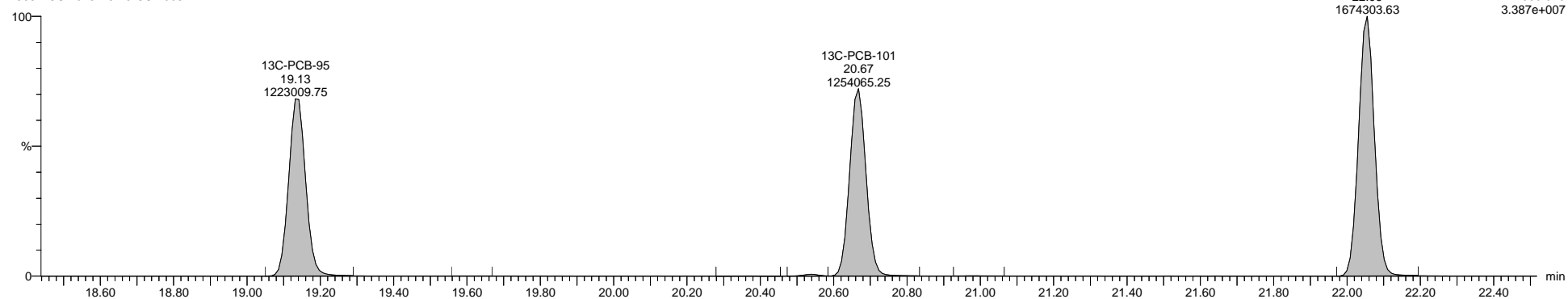
Printed: Thursday, May 16, 2019 16:27:00 Eastern Daylight Time

Name: 5-190502B01, Date: 02-May-2019, Time: 12:04:37, ID: H5-19-CS1-005, Description: 1668A-CS1-018, Vial: Tray1:40

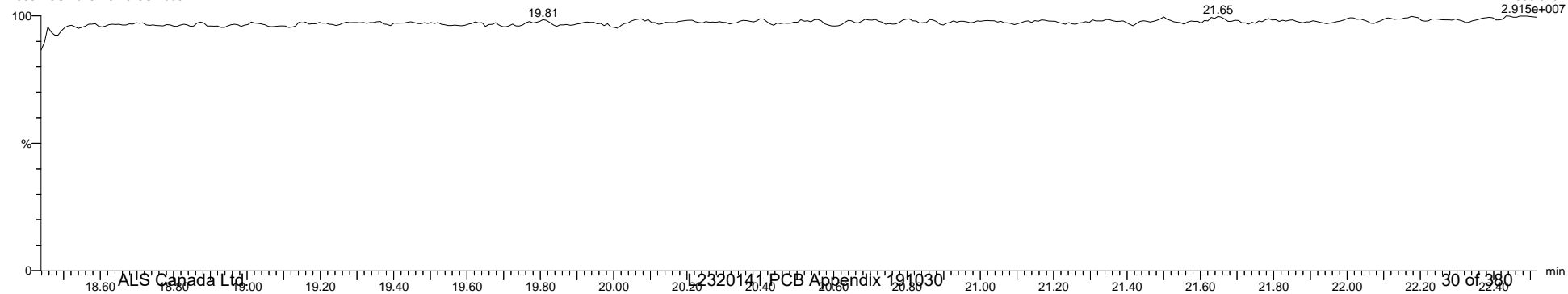
5-190502B01 Smooth(Mn,1x1)
1668A-CS1-018 H5-19-CS1-005



5-190502B01 Smooth(Mn,1x1)
1668A-CS1-018 H5-19-CS1-005



5-190502B01 Smooth(Mn,1x1)
1668A-CS1-018 H5-19-CS1-005



Quantify Sample Template Report

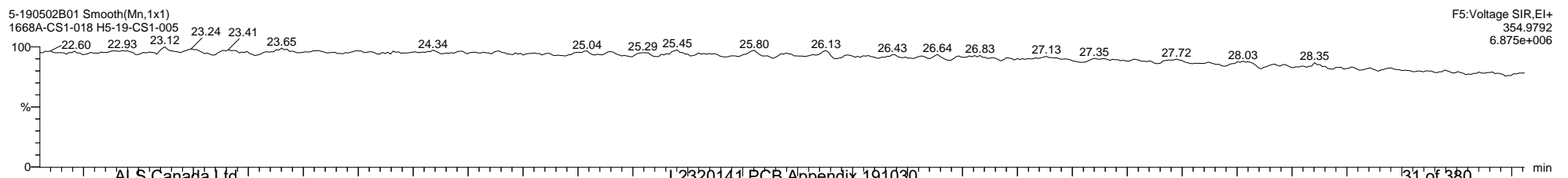
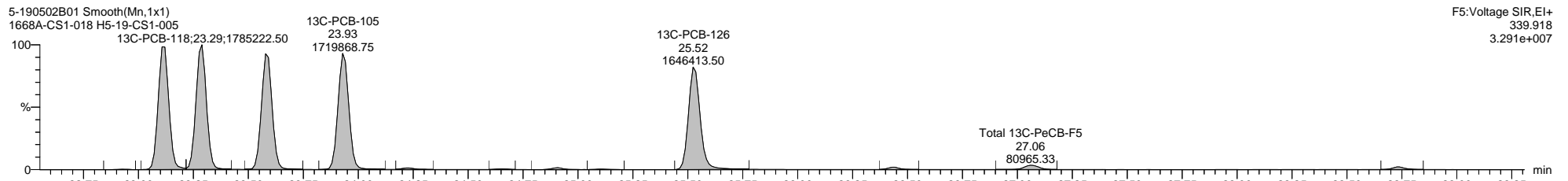
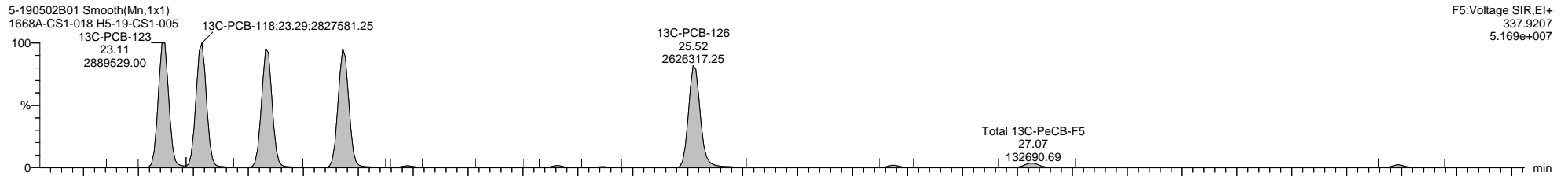
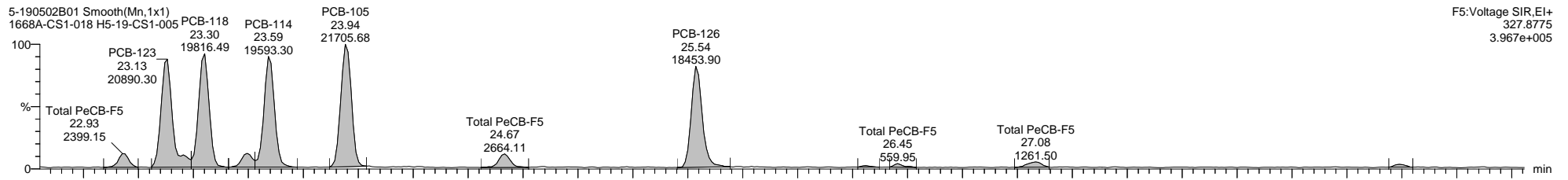
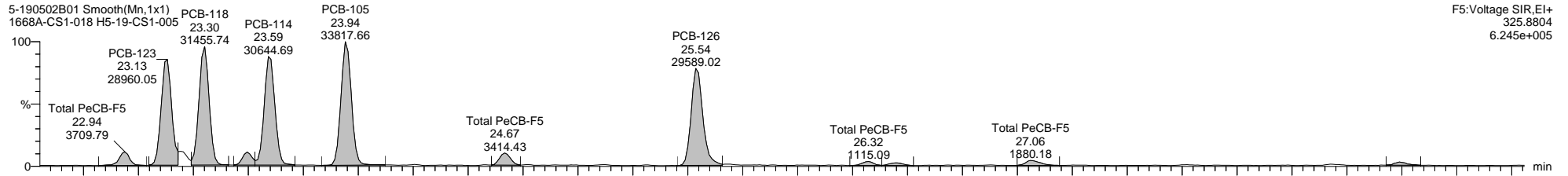
MassLynx MassLynx V4.1 SCN 901

Dataset: I:\Organics Instrument\HIGHRES GCMS Completed Results Files\HR-5\ICALs\5-190502B-ICAL.qld

Last Altered: Friday, May 03, 2019 08:59:50 Eastern Daylight Time

Printed: Thursday, May 16, 2019 16:27:00 Eastern Daylight Time

Name: 5-190502B01, Date: 02-May-2019, Time: 12:04:37, ID: H5-19-CS1-005, Description: 1668A-CS1-018, Vial: Tray1:40



Quantify Sample Template Report

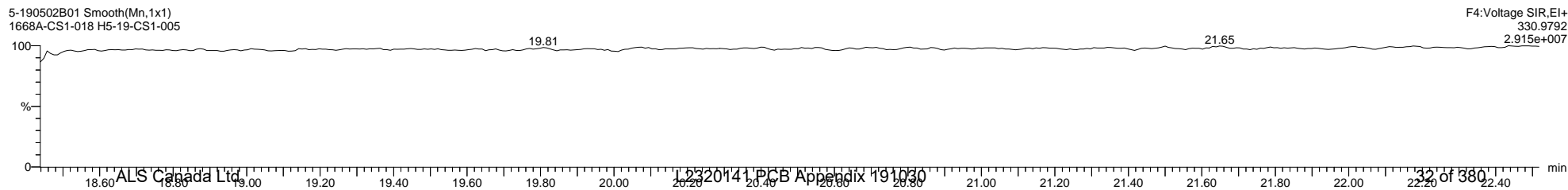
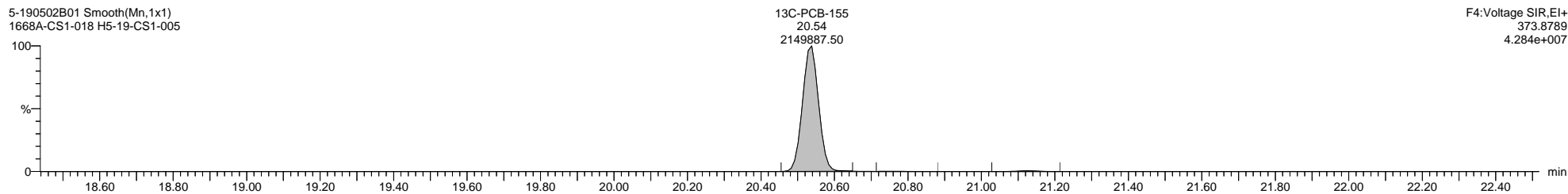
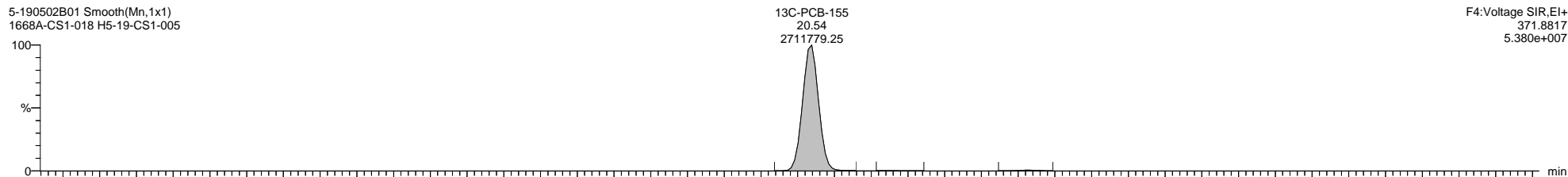
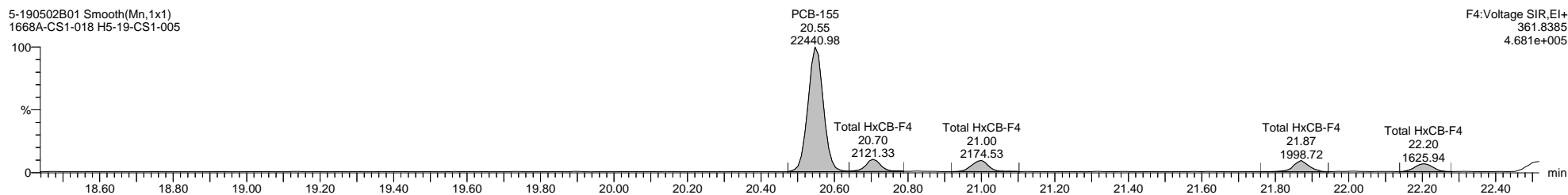
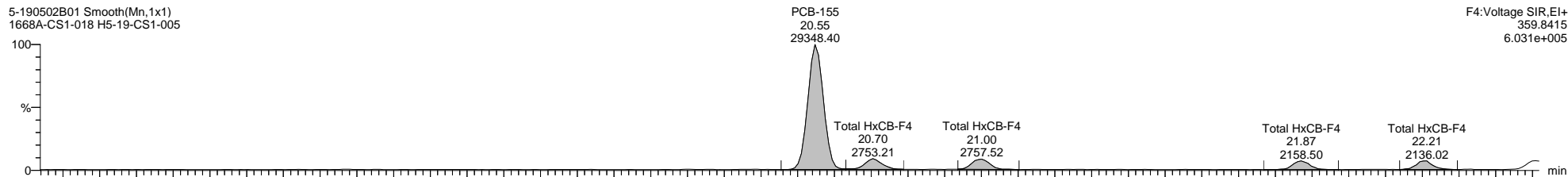
MassLynx MassLynx V4.1 SCN 901

Dataset: I:\Organics Instrument\HIGHRES GCMS Completed Results Files\HR-5\ICALs\5-190502B-ICAL.qld

Last Altered: Friday, May 03, 2019 08:59:50 Eastern Daylight Time

Printed: Thursday, May 16, 2019 16:27:00 Eastern Daylight Time

Name: 5-190502B01, Date: 02-May-2019, Time: 12:04:37, ID: H5-19-CS1-005, Description: 1668A-CS1-018, Vial: Tray1:40



Quantify Sample Template Report

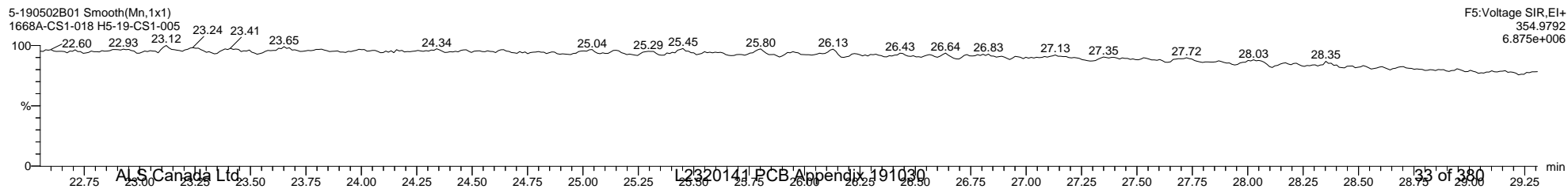


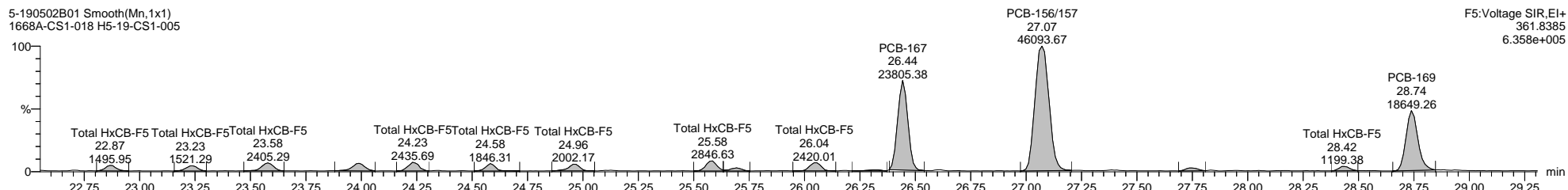
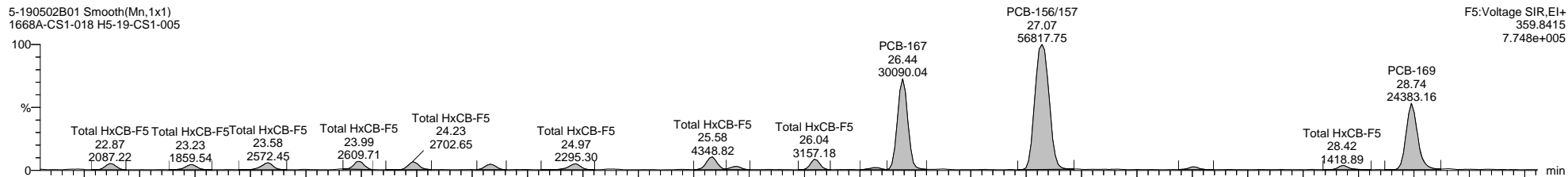
MassLynx MassLynx V4.1 SCN 901

Dataset: I:\Organics Instrument\HIGHRES GCMS Completed Results Files\HR-5\ICALs\5-190502B-ICAL.qld

Last Altered: Friday, May 03, 2019 08:59:50 Eastern Daylight Time

Printed: Thursday, May 16, 2019 16:27:00 Eastern Daylight Time

Name: 5-190502B01, Date: 02-May-2019, Time: 12:04:37, ID: H5-19-CS1-005, Description: 1668A-CS1-018, Vial: Tray1:40



Quantify Sample Template Report

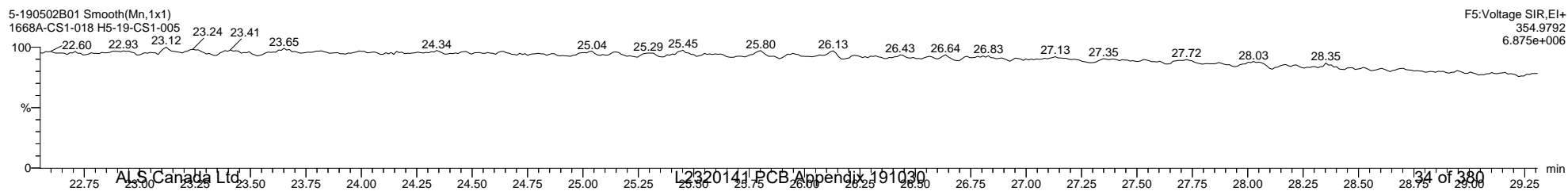
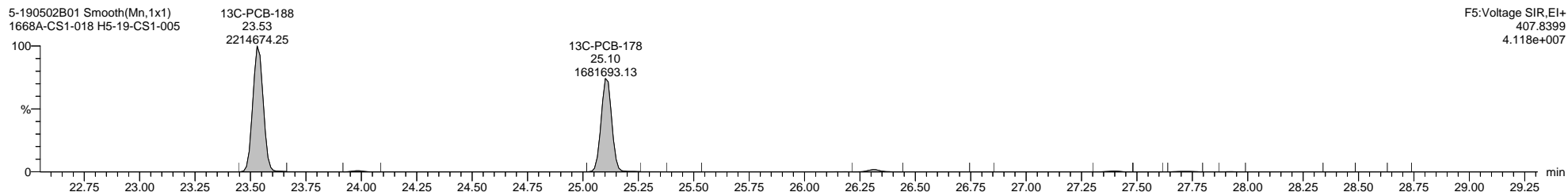
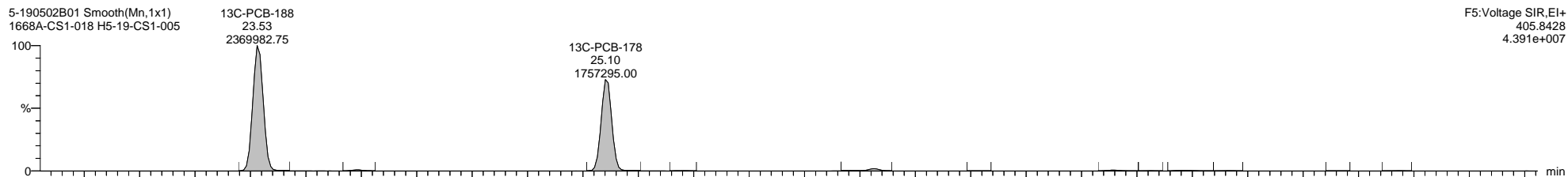
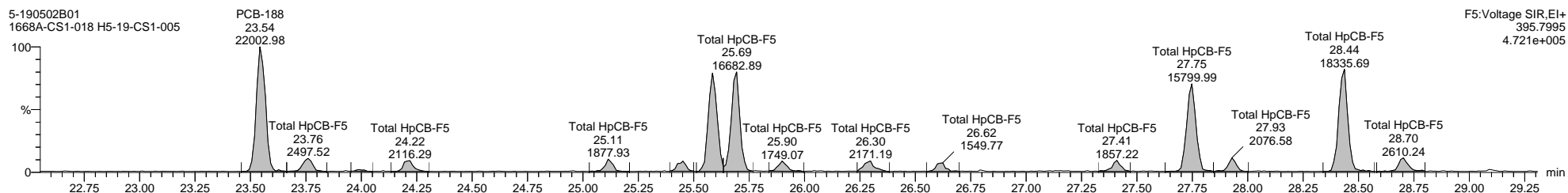
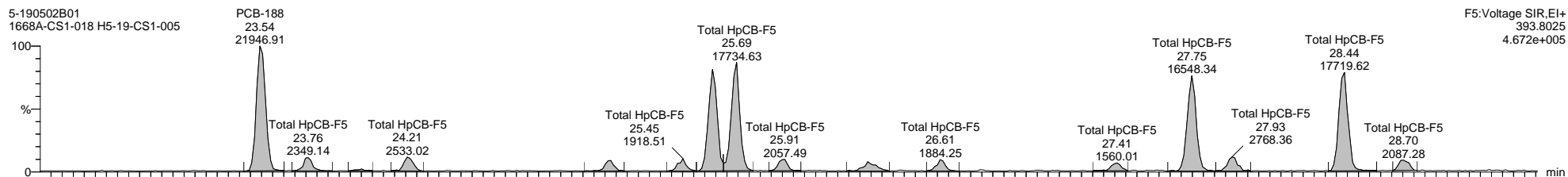
MassLynx MassLynx V4.1 SCN 901

Dataset: I:\Organics Instrument\HIGHRES GCMS Completed Results Files\HR-5\ICALs\5-190502B-ICAL.qld

Last Altered: Friday, May 03, 2019 08:59:50 Eastern Daylight Time

Printed: Thursday, May 16, 2019 16:27:00 Eastern Daylight Time

Name: 5-190502B01, Date: 02-May-2019, Time: 12:04:37, ID: H5-19-CS1-005, Description: 1668A-CS1-018, Vial: Tray1:40



Quantify Sample Template Report

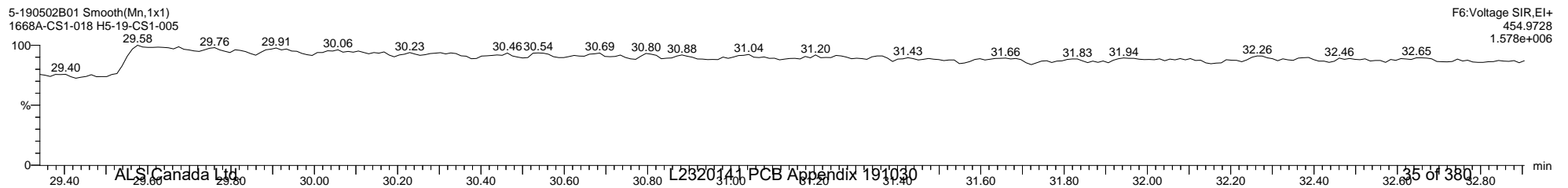
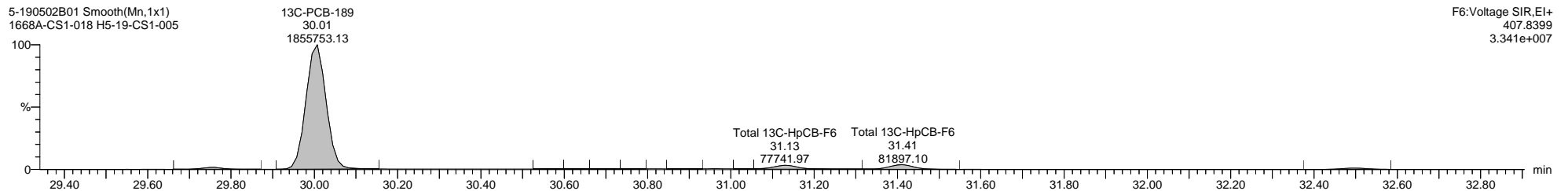
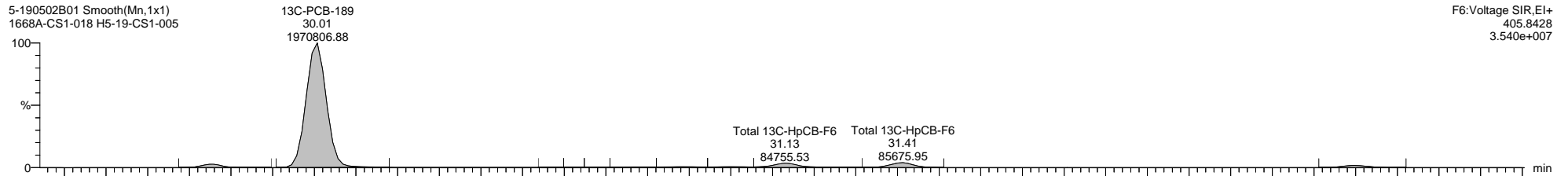
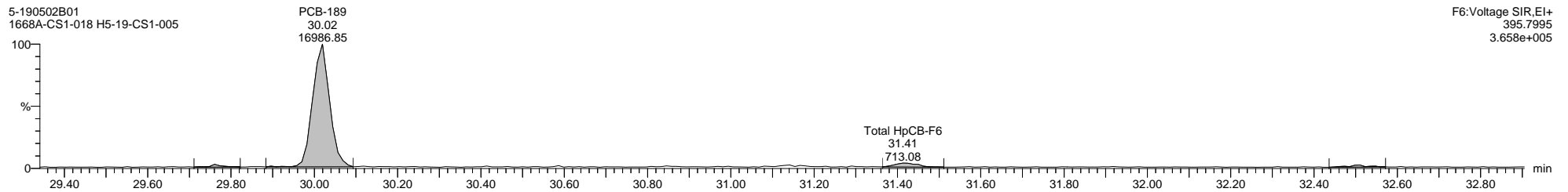
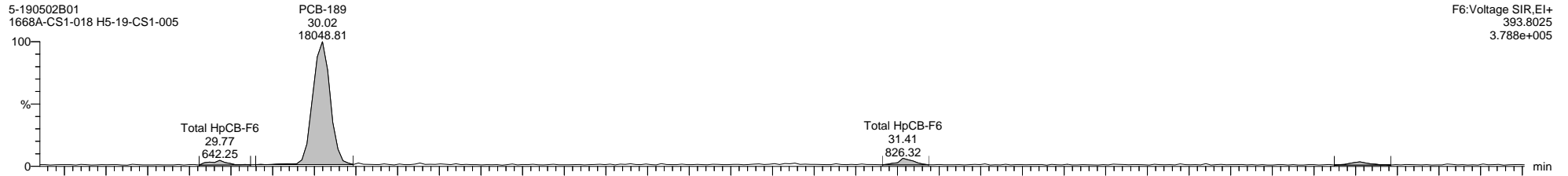
MassLynx MassLynx V4.1 SCN 901

Dataset: I:\Organics Instrument\HIGHRES GCMS Completed Results Files\HR-5\ICALs\5-190502B-ICAL.qld

Last Altered: Friday, May 03, 2019 08:59:50 Eastern Daylight Time

Printed: Thursday, May 16, 2019 16:27:00 Eastern Daylight Time

Name: 5-190502B01, Date: 02-May-2019, Time: 12:04:37, ID: H5-19-CS1-005, Description: 1668A-CS1-018, Vial: Tray1:40

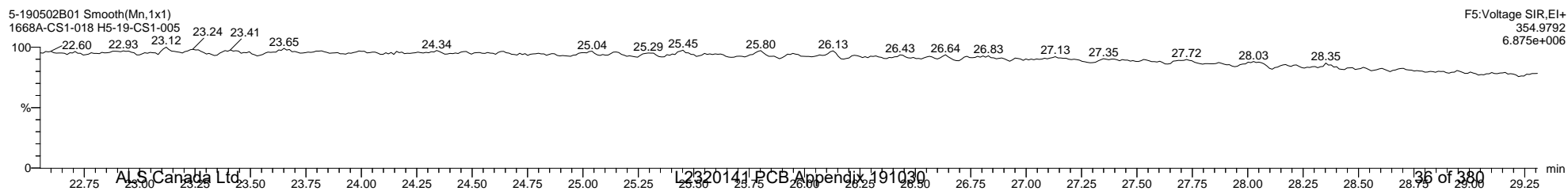
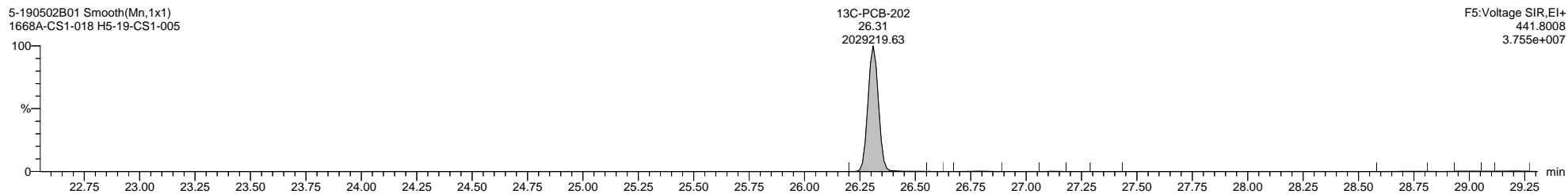
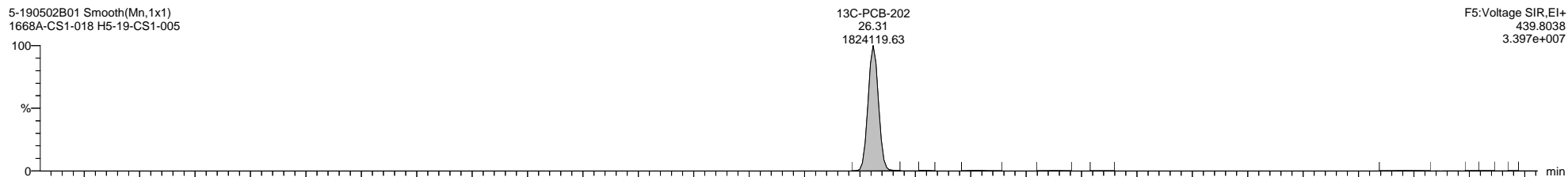
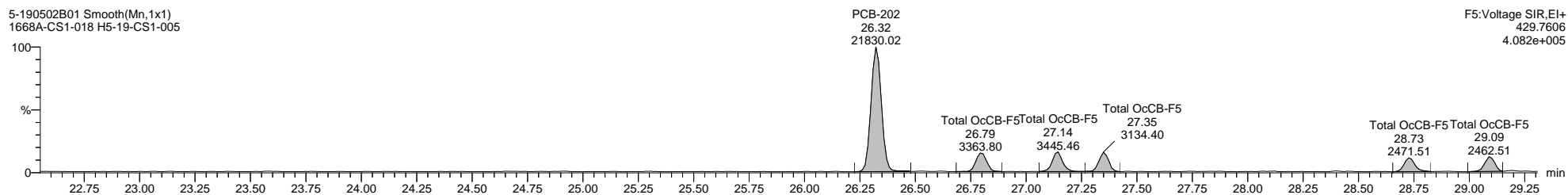
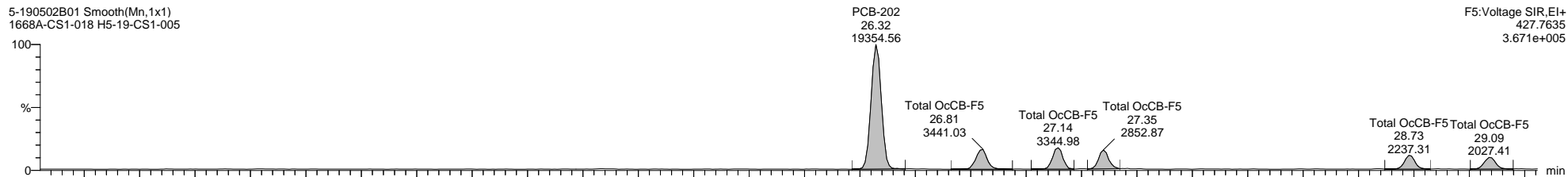


Quantify Sample Template Report **MassLynx MassLynx V4.1 SCN 901**

Dataset: I:\Organics Instrument\HIGHRES GCMS Completed Results Files\HR-5\ICALs\5-190502B-ICAL.qld

Last Altered: Friday, May 03, 2019 08:59:50 Eastern Daylight Time
 Printed: Thursday, May 16, 2019 16:27:00 Eastern Daylight Time

Name: 5-190502B01, Date: 02-May-2019, Time: 12:04:37, ID: H5-19-CS1-005, Description: 1668A-CS1-018, Vial: Tray1:40



Quantify Sample Template Report

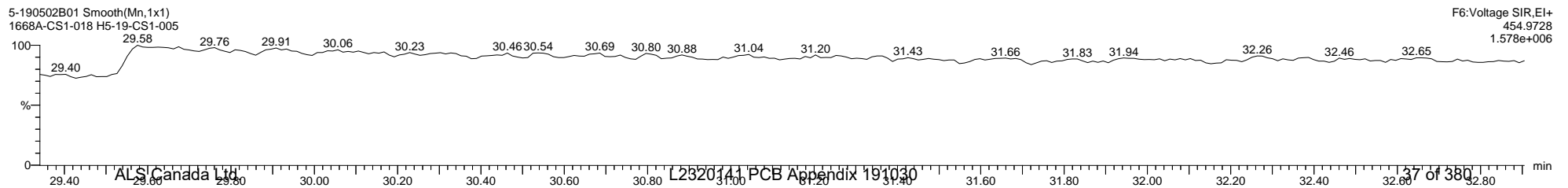
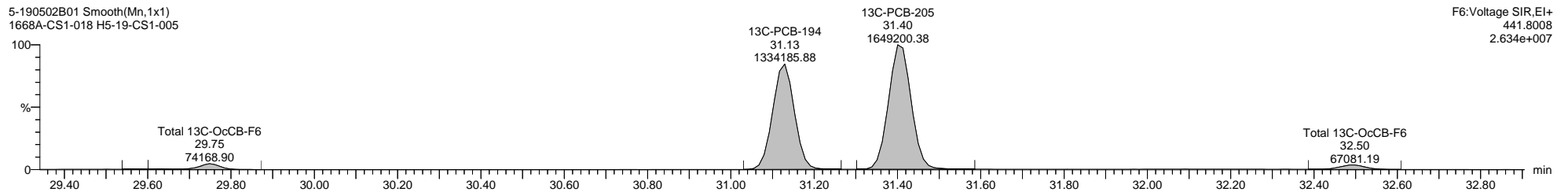
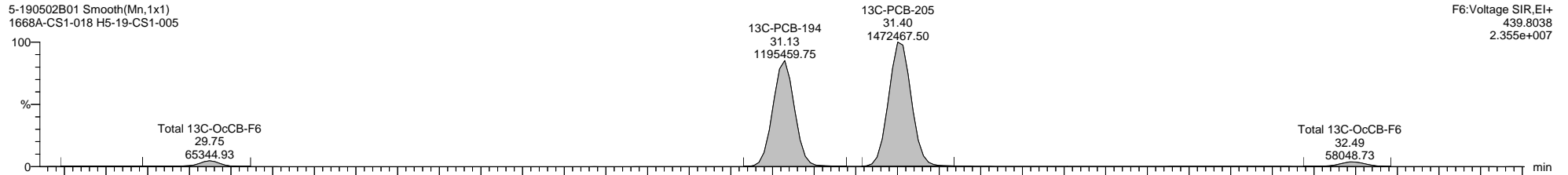
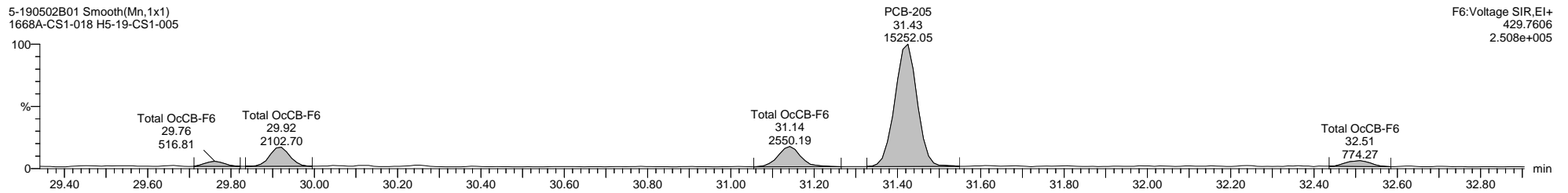
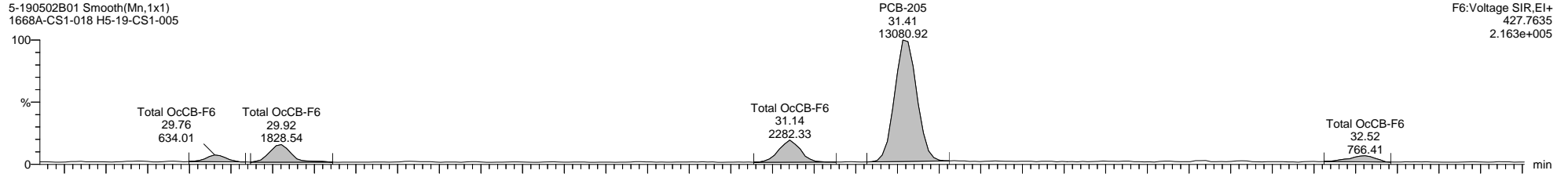
MassLynx MassLynx V4.1 SCN 901

Dataset: I:\Organics Instrument\HIGHRES GCMS Completed Results Files\HR-5ICALs\5-190502B-ICAL.qld

Last Altered: Friday, May 03, 2019 08:59:50 Eastern Daylight Time

Printed: Thursday, May 16, 2019 16:27:00 Eastern Daylight Time

Name: 5-190502B01, Date: 02-May-2019, Time: 12:04:37, ID: H5-19-CS1-005, Description: 1668A-CS1-018, Vial: Tray1:40



Quantify Sample Template Report

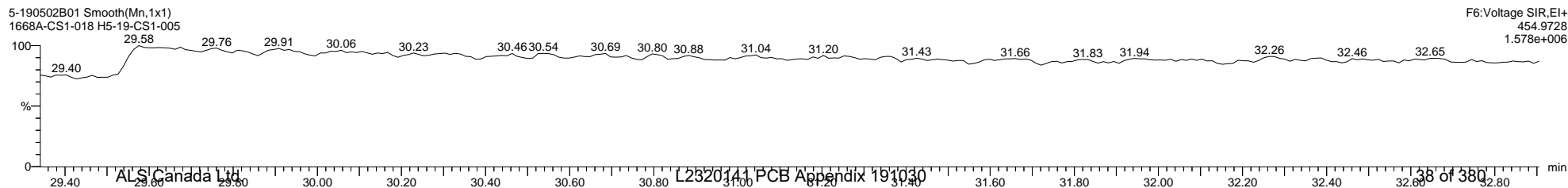
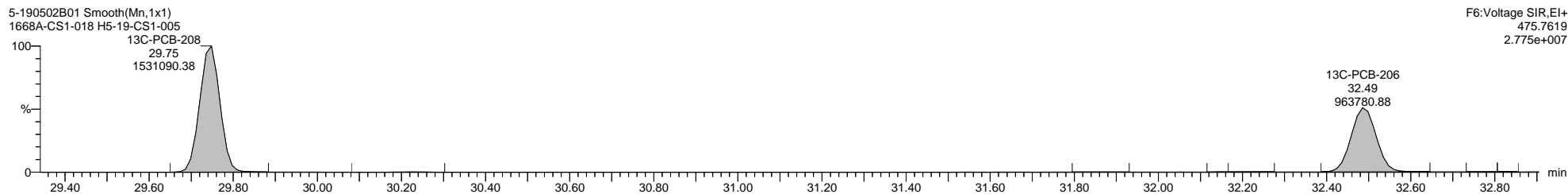
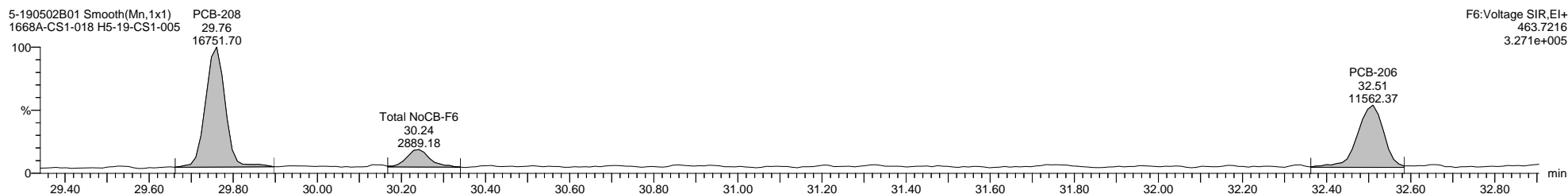

MassLynx MassLynx V4.1 SCN 901

Dataset: I:\Organics Instrument\HIGHRES GCMS Completed Results Files\HR-5\ICALs\5-190502B-ICAL.qld

Last Altered: Friday, May 03, 2019 08:59:50 Eastern Daylight Time

Printed: Thursday, May 16, 2019 16:27:00 Eastern Daylight Time

Name: 5-190502B01, Date: 02-May-2019, Time: 12:04:37, ID: H5-19-CS1-005, Description: 1668A-CS1-018, Vial: Tray1:40



Quantify Sample Template Report

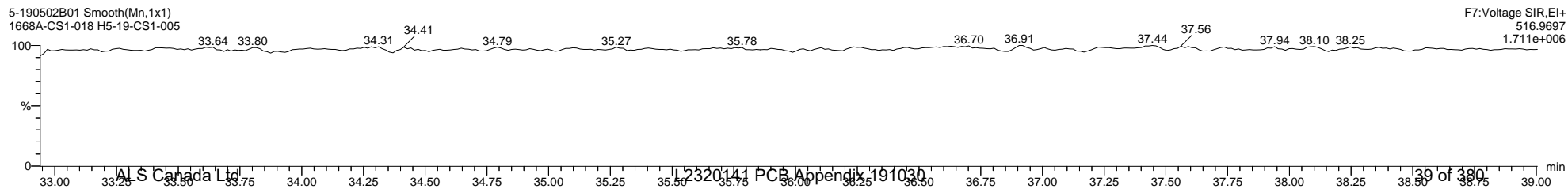
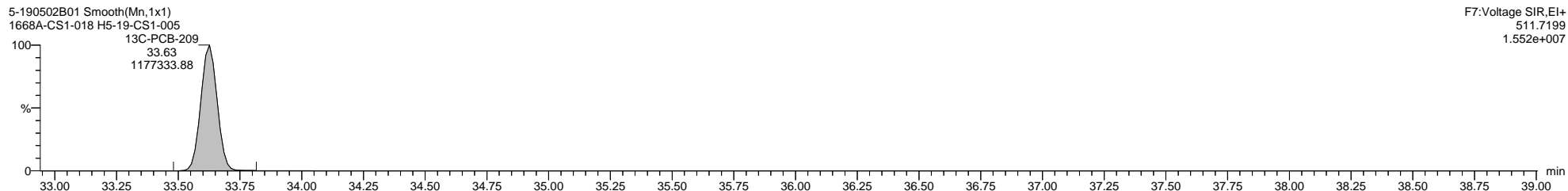
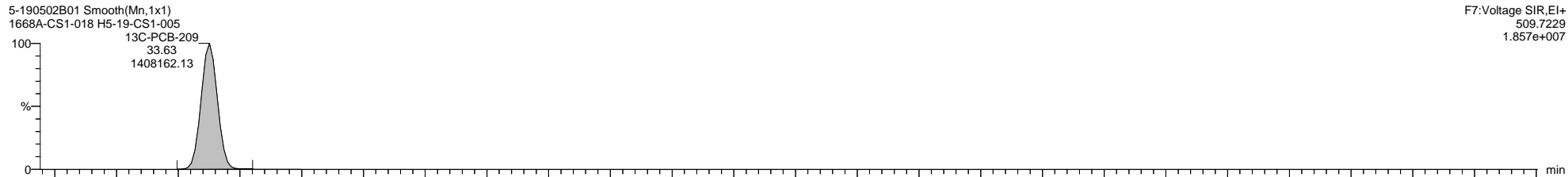
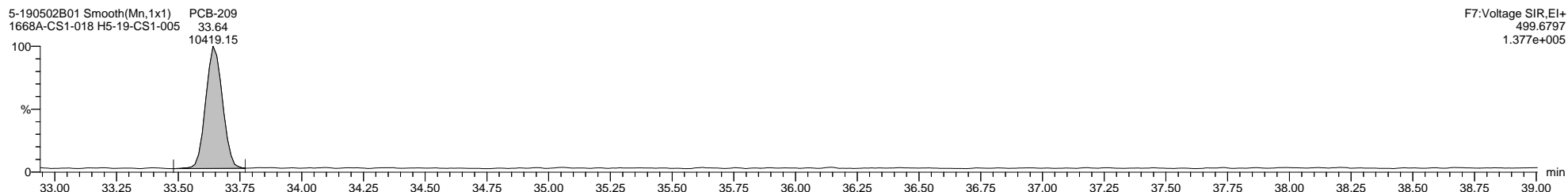
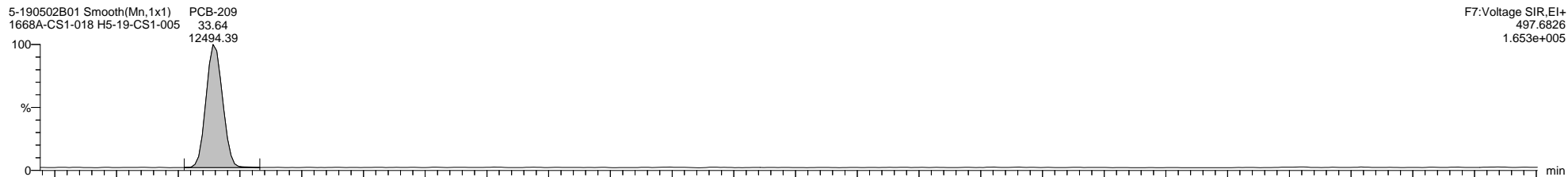
MassLynx MassLynx V4.1 SCN 901

Dataset: I:\Organics Instrument\HIGHRES GCMS Completed Results Files\HR-5\ICALs\5-190502B-ICAL.qld

Last Altered: Friday, May 03, 2019 08:59:50 Eastern Daylight Time

Printed: Thursday, May 16, 2019 16:27:00 Eastern Daylight Time

Name: 5-190502B01, Date: 02-May-2019, Time: 12:04:37, ID: H5-19-CS1-005, Description: 1668A-CS1-018, Vial: Tray1:40



Quantify Sample Template Report

MassLynx MassLynx V4.1 SCN 901

Dataset: I:\Organics Instrument\HIGHRES GCMS Completed Results Files\HR-5\ICALs\5-190502B-ICAL.qld

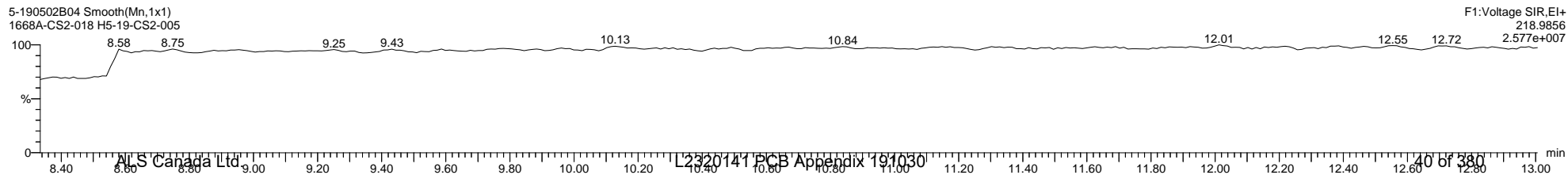
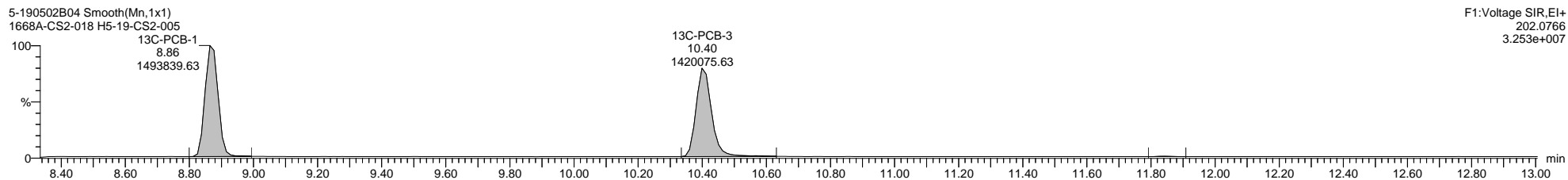
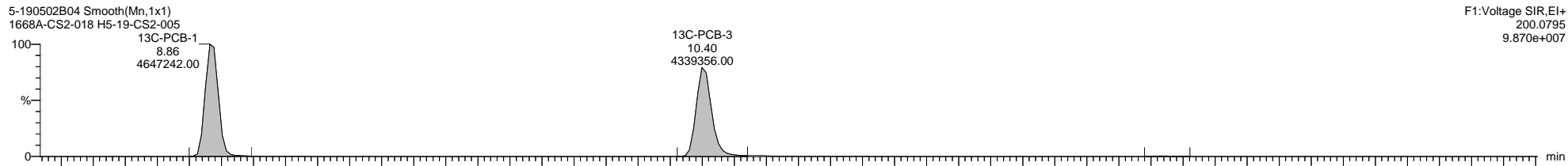
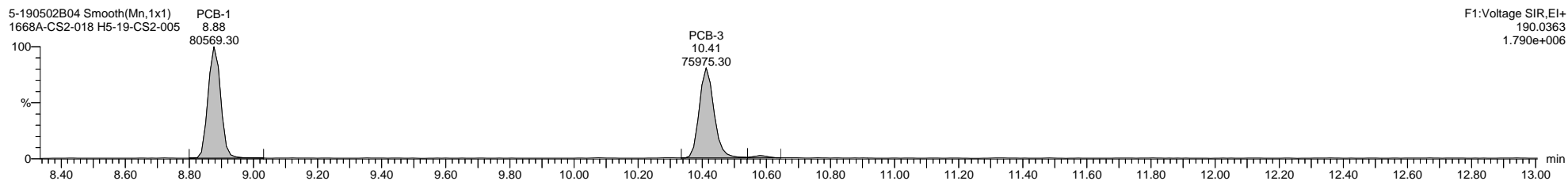
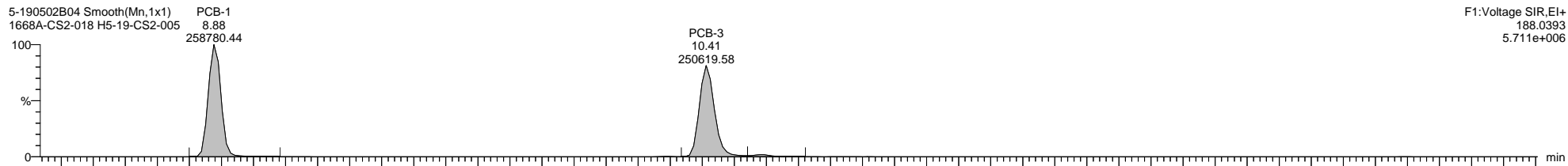
Last Altered: Friday, May 03, 2019 08:59:50 Eastern Daylight Time

Printed: Thursday, May 16, 2019 16:27:00 Eastern Daylight Time

Method: C:\MassLynx\PCB.PRO\MethDB\1668-OCTYL-1-ICAL.mdb 28 Dec 2018 11:55:27

Calibration: C:\MassLynx\PCB.PRO\CurveDB\5-190502B-ICAL.cdb 03 May 2019 08:59:50

Name: 5-190502B04, Date: 02-May-2019, Time: 14:13:57, ID: H5-19-CS2-005, Description: 1668A-CS2-018, Vial: Tray1:42



Quantify Sample Template Report

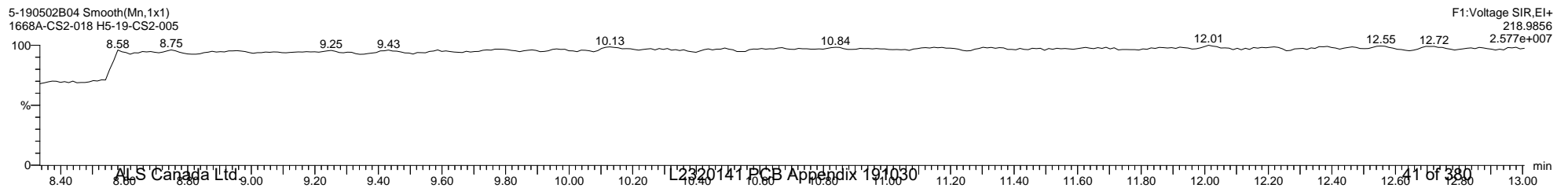
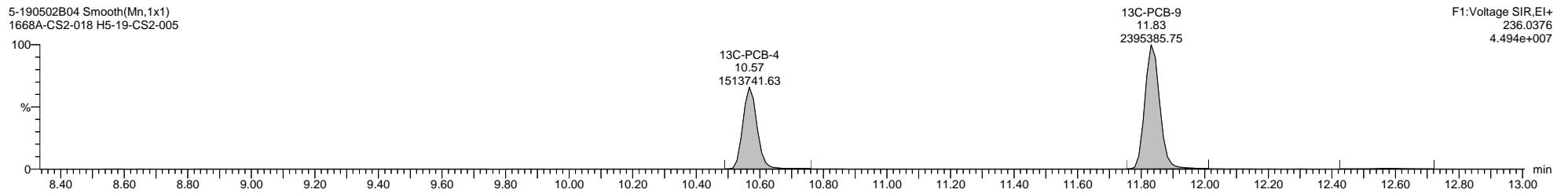
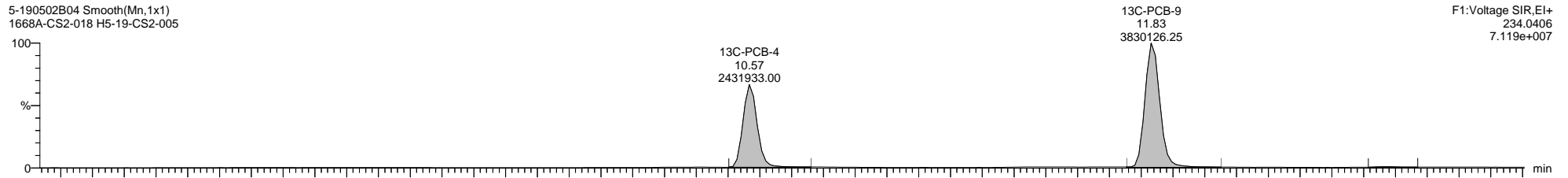
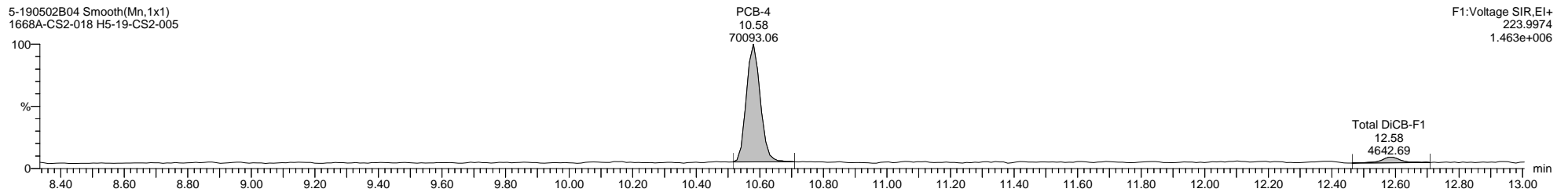
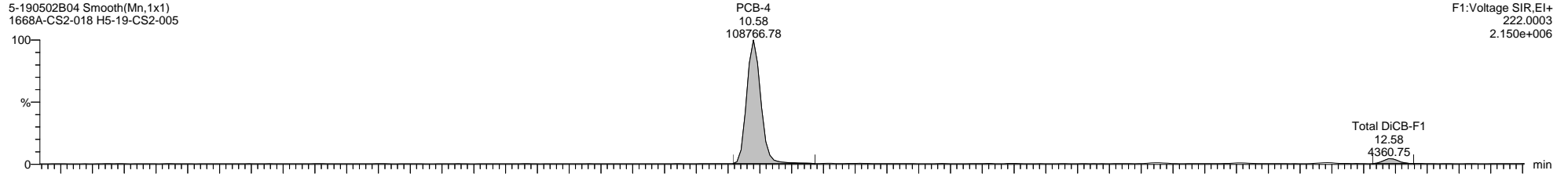
MassLynx MassLynx V4.1 SCN 901

Dataset: I:\Organics Instrument\HIGHRES GCMS Completed Results Files\HR-5ICALs\5-190502B-ICAL.qld

Last Altered: Friday, May 03, 2019 08:59:50 Eastern Daylight Time

Printed: Thursday, May 16, 2019 16:27:00 Eastern Daylight Time

Name: 5-190502B04, Date: 02-May-2019, Time: 14:13:57, ID: H5-19-CS2-005, Description: 1668A-CS2-018, Vial: Tray1:42



Quantify Sample Template Report

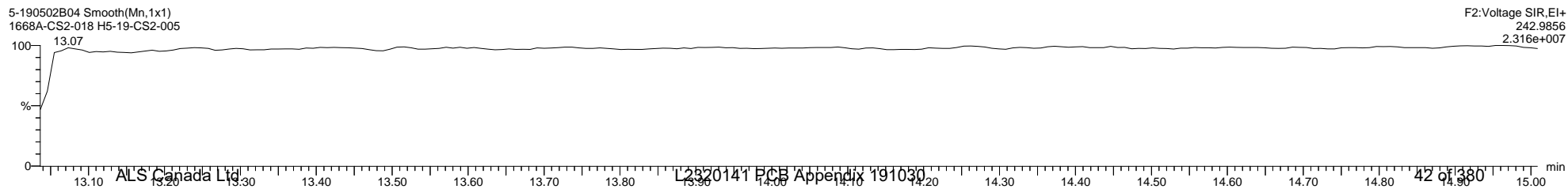
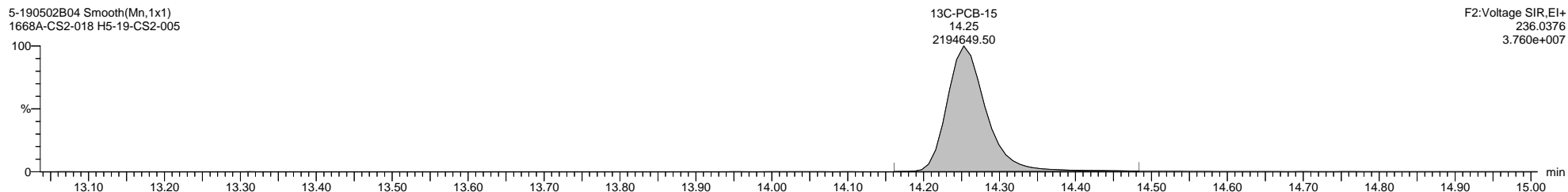

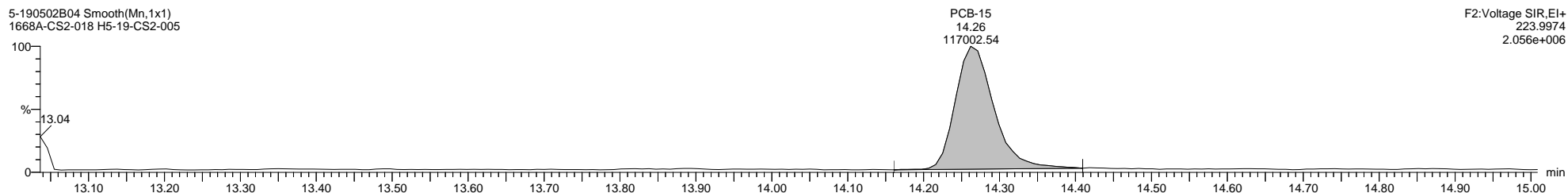

MassLynx MassLynx V4.1 SCN 901

Dataset: I:\Organics Instrument\HIGHRES GCMS Completed Results Files\HR-5\ICALs\5-190502B-ICAL.qld

Last Altered: Friday, May 03, 2019 08:59:50 Eastern Daylight Time

Printed: Thursday, May 16, 2019 16:27:00 Eastern Daylight Time

Name: 5-190502B04, Date: 02-May-2019, Time: 14:13:57, ID: H5-19-CS2-005, Description: 1668A-CS2-018, Vial: Tray1:42



Quantify Sample Template Report

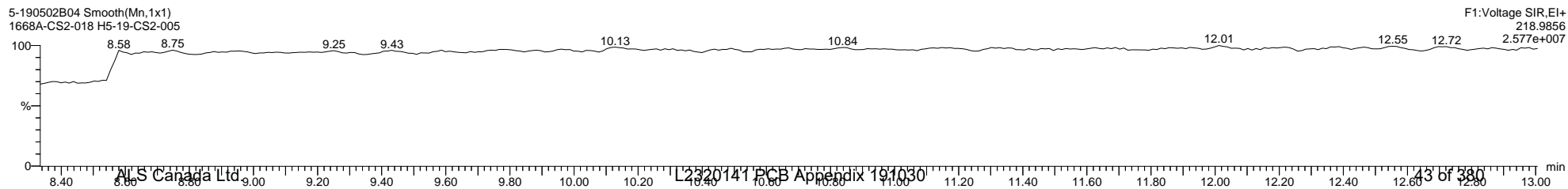
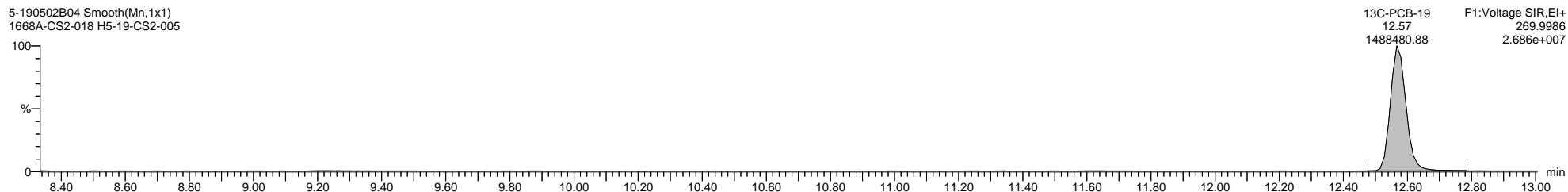
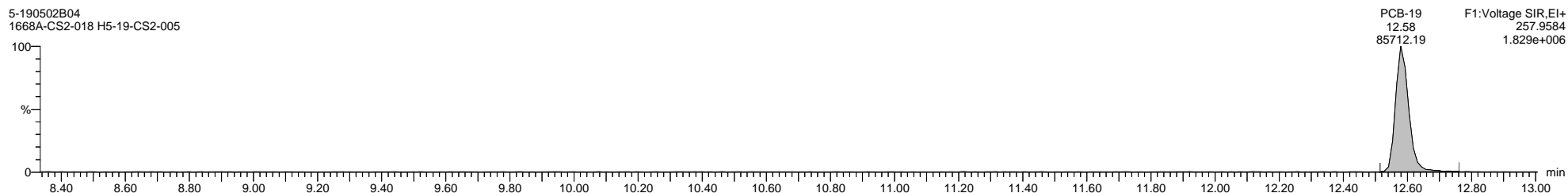
MassLynx MassLynx V4.1 SCN 901

Dataset: I:\Organics Instrument\HIGHRES GCMS Completed Results Files\HR-5\ICALs\5-190502B-ICAL.qld

Last Altered: Friday, May 03, 2019 08:59:50 Eastern Daylight Time

Printed: Thursday, May 16, 2019 16:27:00 Eastern Daylight Time

Name: 5-190502B04, Date: 02-May-2019, Time: 14:13:57, ID: H5-19-CS2-005, Description: 1668A-CS2-018, Vial: Tray1:42



Quantify Sample Template Report


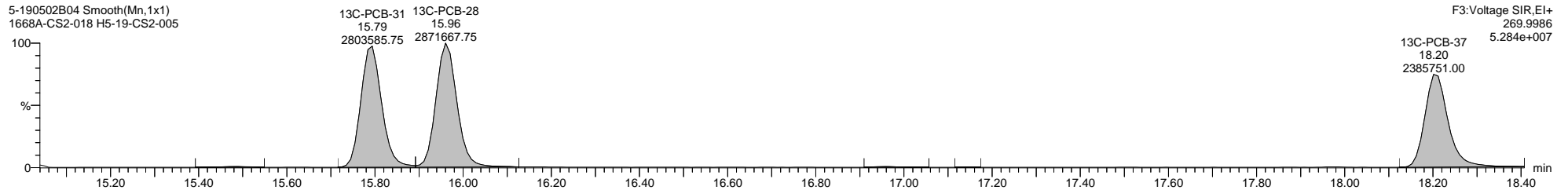

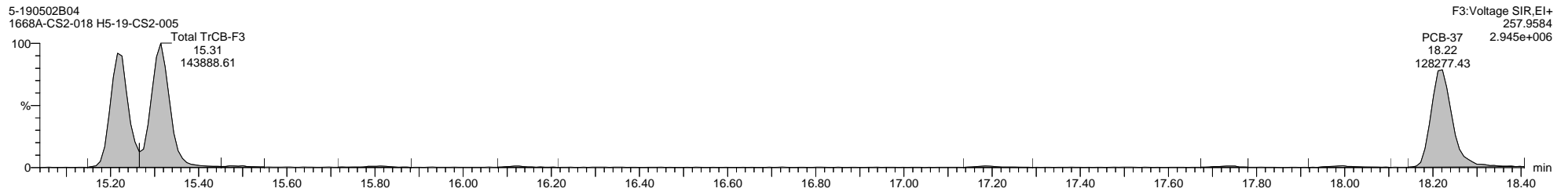

MassLynx MassLynx V4.1 SCN 901

Dataset: I:\Organics Instrument\HIGHRES GCMS Completed Results Files\HR-5\ICALs\5-190502B-ICAL.qld

Last Altered: Friday, May 03, 2019 08:59:50 Eastern Daylight Time

Printed: Thursday, May 16, 2019 16:27:00 Eastern Daylight Time

Name: 5-190502B04, Date: 02-May-2019, Time: 14:13:57, ID: H5-19-CS2-005, Description: 1668A-CS2-018, Vial: Tray1:42



Quantify Sample Template Report

MassLynx MassLynx V4.1 SCN 901


Dataset: I:\Organics Instrument\HIGHRES GCMS Completed Results Files\HR-5\ICALs\5-190502B-ICAL.qld

Last Altered: Friday, May 03, 2019 08:59:50 Eastern Daylight Time

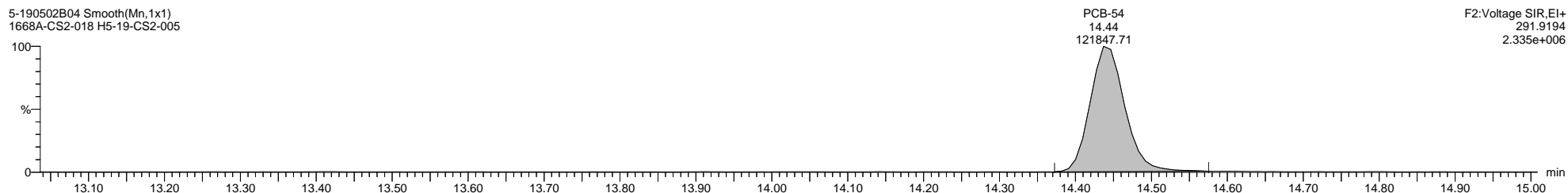
Printed: Thursday, May 16, 2019 16:27:00 Eastern Daylight Time

Name: 5-190502B04, Date: 02-May-2019, Time: 14:13:57, ID: H5-19-CS2-005, Description: 1668A-CS2-018, Vial: Tray1:42


5-190502B04 Smooth(Mn,1x1)
1668A-CS2-018 H5-19-CS2-005



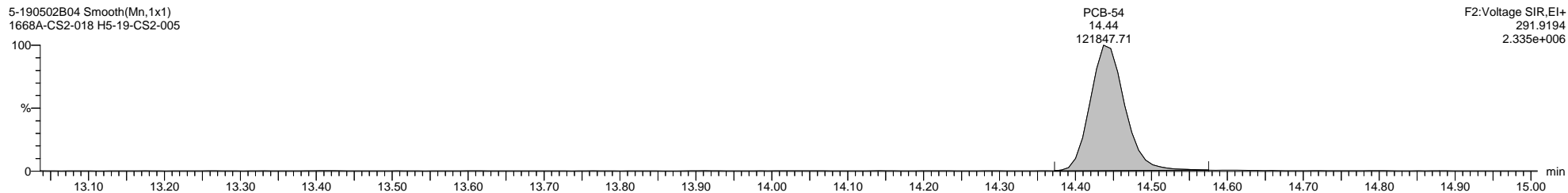
5-190502B04 Smooth(Mn,1x1)
1668A-CS2-018 H5-19-CS2-005



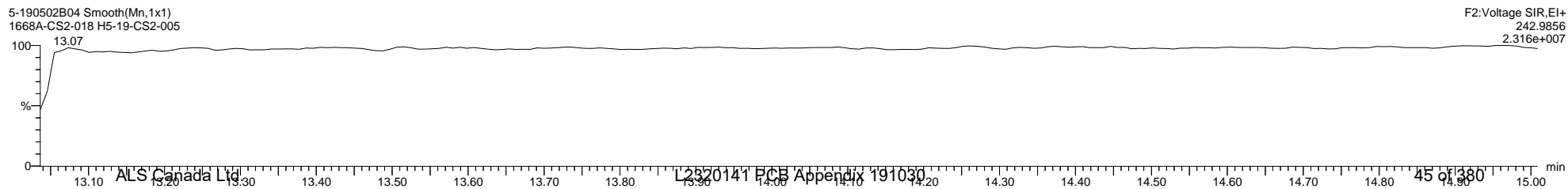
5-190502B04 Smooth(Mn,1x1)
1668A-CS2-018 H5-19-CS2-005



5-190502B04 Smooth(Mn,1x1)
1668A-CS2-018 H5-19-CS2-005



5-190502B04 Smooth(Mn,1x1)
1668A-CS2-018 H5-19-CS2-005



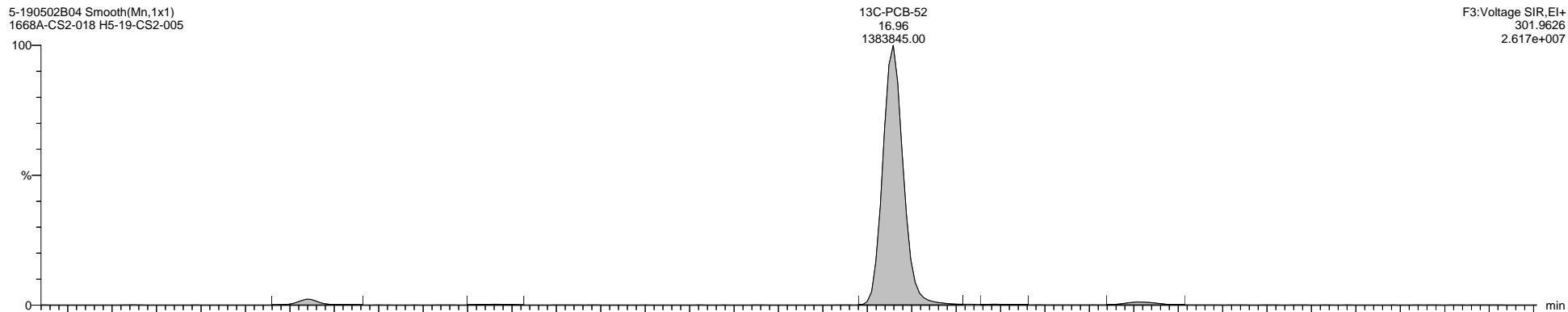
Dataset: I:\Organics Instrument\HIGHRES GCMS Completed Results Files\HR-5\ICALs\5-190502B-ICAL.qld

Last Altered: Friday, May 03, 2019 08:59:50 Eastern Daylight Time

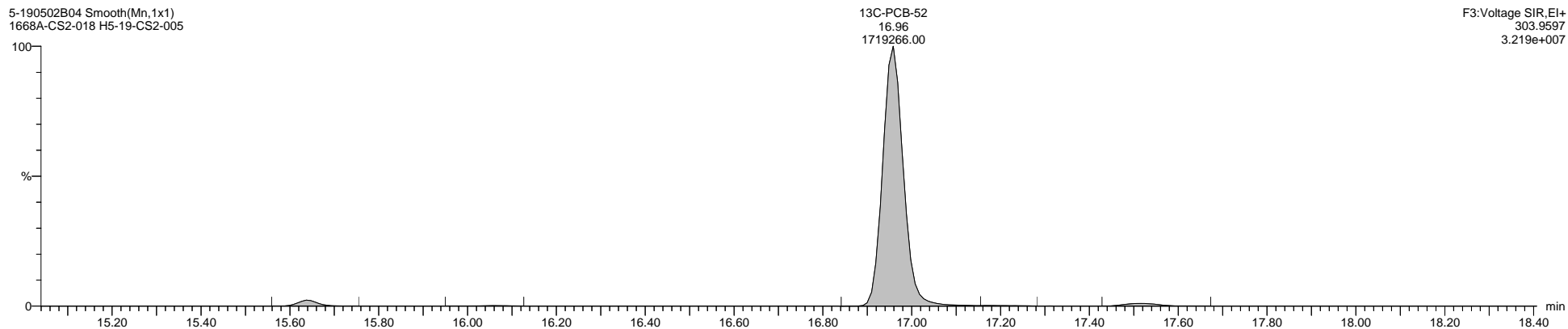
Printed: Thursday, May 16, 2019 16:27:00 Eastern Daylight Time

Name: 5-190502B04, Date: 02-May-2019, Time: 14:13:57, ID: H5-19-CS2-005, Description: 1668A-CS2-018, Vial: Tray1:42

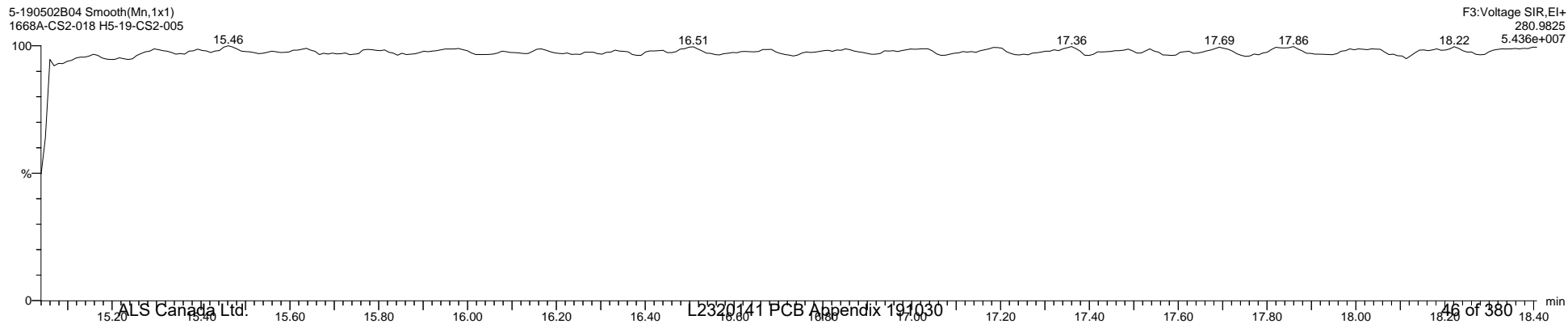
5-190502B04 Smooth(Mn,1x1)
1668A-CS2-018 H5-19-CS2-005



5-190502B04 Smooth(Mn,1x1)
1668A-CS2-018 H5-19-CS2-005



5-190502B04 Smooth(Mn,1x1)
1668A-CS2-018 H5-19-CS2-005



Quantify Sample Template Report

MassLynx MassLynx V4.1 SCN 901


Dataset: I:\Organics Instrument\HIGHRES GCMS Completed Results Files\HR-5\ICALs\5-190502B-ICAL.qld

Last Altered: Friday, May 03, 2019 08:59:50 Eastern Daylight Time

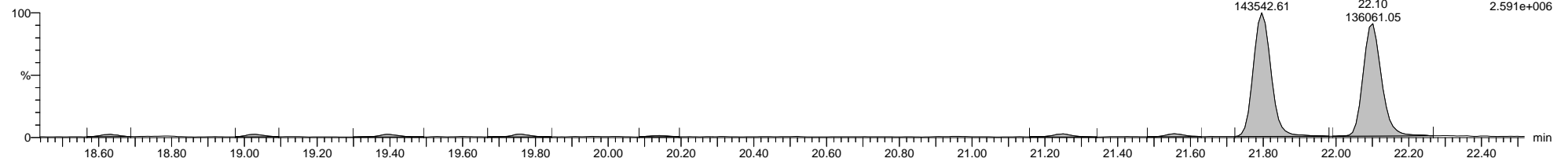
Printed: Thursday, May 16, 2019 16:27:00 Eastern Daylight Time

Name: 5-190502B04, Date: 02-May-2019, Time: 14:13:57, ID: H5-19-CS2-005, Description: 1668A-CS2-018, Vial: Tray1:42


5-190502B04 Smooth(Mn,1x1)
1668A-CS2-018 H5-19-CS2-005



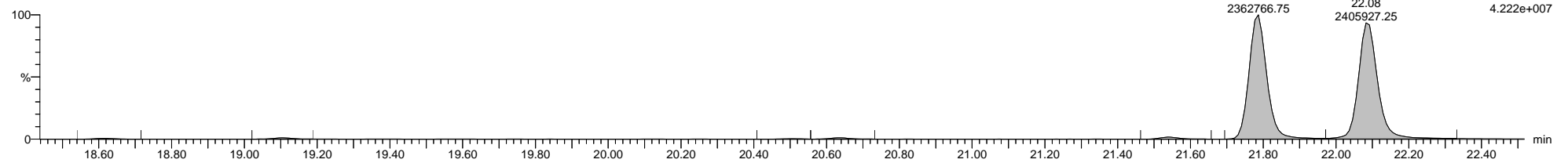
5-190502B04 Smooth(Mn,1x1)
1668A-CS2-018 H5-19-CS2-005



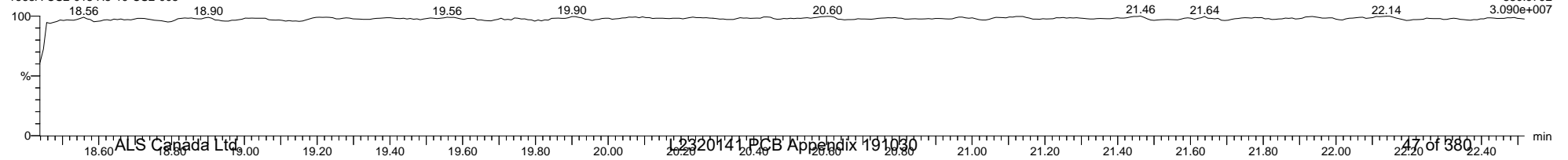
5-190502B04 Smooth(Mn,1x1)
1668A-CS2-018 H5-19-CS2-005



5-190502B04 Smooth(Mn,1x1)
1668A-CS2-018 H5-19-CS2-005



5-190502B04 Smooth(Mn,1x1)
1668A-CS2-018 H5-19-CS2-005



Quantify Sample Template Report

MassLynx MassLynx V4.1 SCN 901


Dataset: I:\Organics Instrument\HIGHRES GCMS Completed Results Files\HR-5\ICALs\5-190502B-ICAL.qld

Last Altered: Friday, May 03, 2019 08:59:50 Eastern Daylight Time

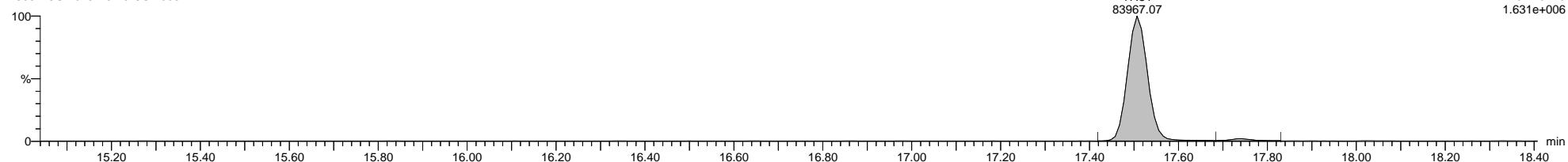
Printed: Thursday, May 16, 2019 16:27:00 Eastern Daylight Time

Name: 5-190502B04, Date: 02-May-2019, Time: 14:13:57, ID: H5-19-CS2-005, Description: 1668A-CS2-018, Vial: Tray1:42


5-190502B04 Smooth(Mn,1x1)
1668A-CS2-018 H5-19-CS2-005



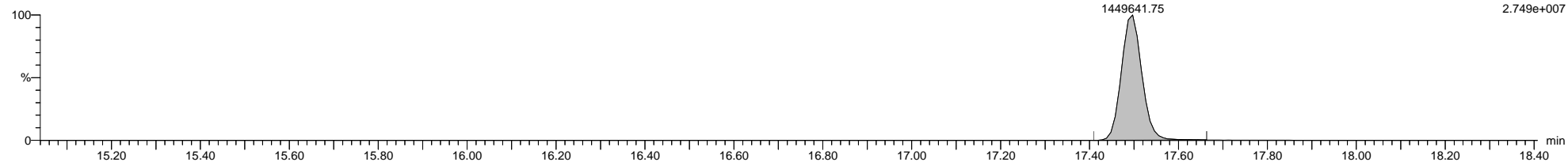
5-190502B04 Smooth(Mn,1x1)
1668A-CS2-018 H5-19-CS2-005



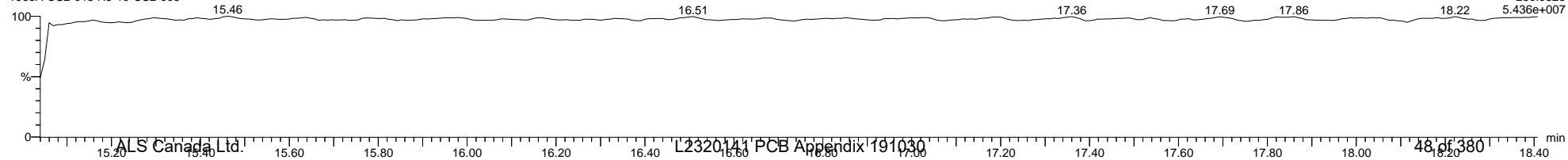
5-190502B04 Smooth(Mn,1x1)
1668A-CS2-018 H5-19-CS2-005



5-190502B04 Smooth(Mn,1x1)
1668A-CS2-018 H5-19-CS2-005



5-190502B04 Smooth(Mn,1x1)
1668A-CS2-018 H5-19-CS2-005



Quantify Sample Template Report

MassLynx MassLynx V4.1 SCN 901

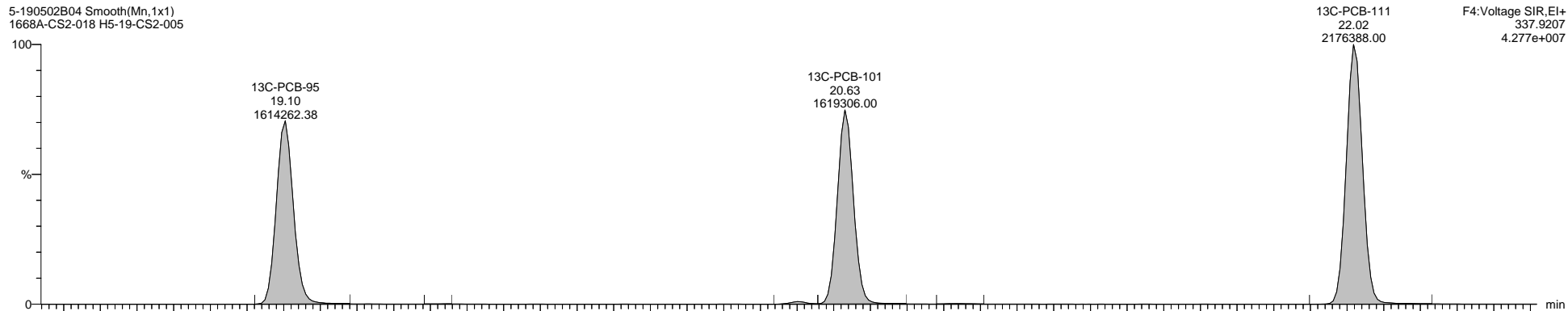
Dataset: I:\Organics Instrument\HIGHRES GCMS Completed Results Files\HR-5\ICALs\5-190502B-ICAL.qld

Last Altered: Friday, May 03, 2019 08:59:50 Eastern Daylight Time

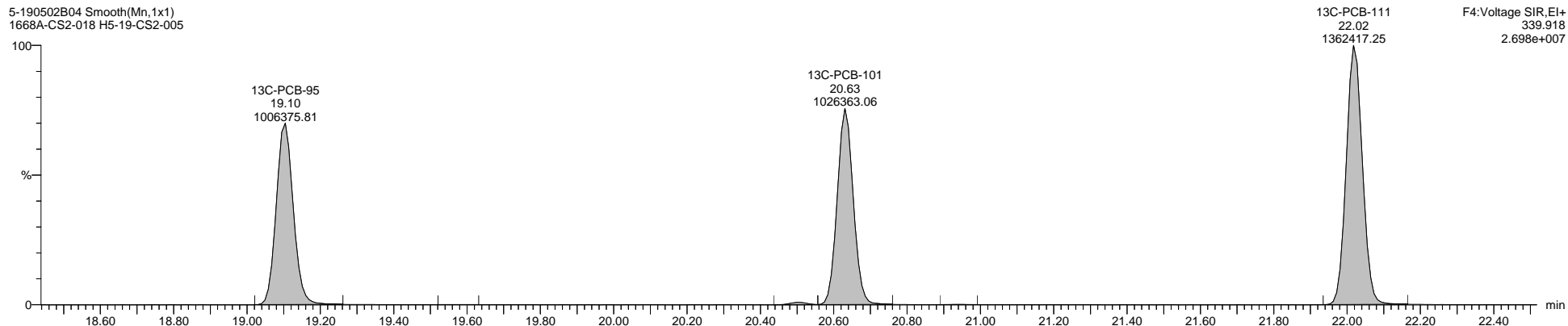
Printed: Thursday, May 16, 2019 16:27:00 Eastern Daylight Time

Name: 5-190502B04, Date: 02-May-2019, Time: 14:13:57, ID: H5-19-CS2-005, Description: 1668A-CS2-018, Vial: Tray1:42

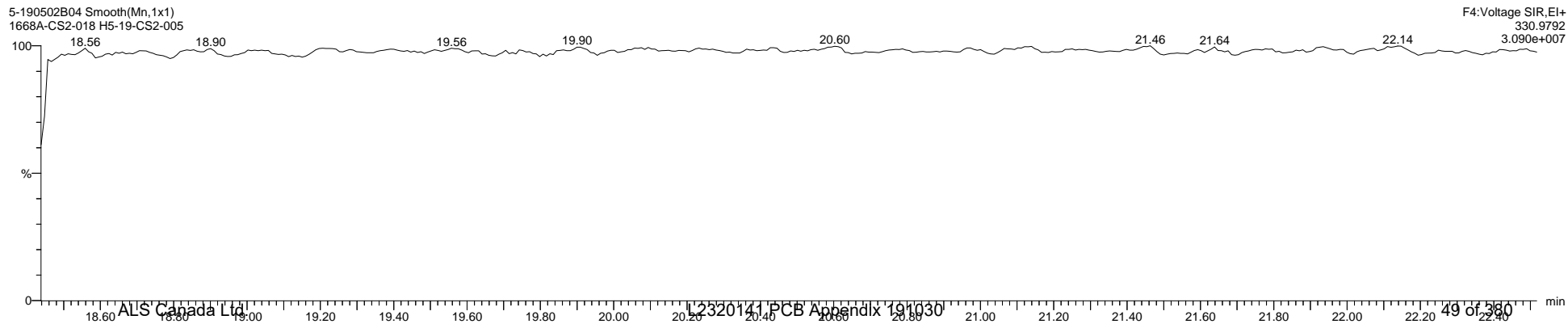
5-190502B04 Smooth(Mn,1x1)
1668A-CS2-018 H5-19-CS2-005



5-190502B04 Smooth(Mn,1x1)
1668A-CS2-018 H5-19-CS2-005



5-190502B04 Smooth(Mn,1x1)
1668A-CS2-018 H5-19-CS2-005

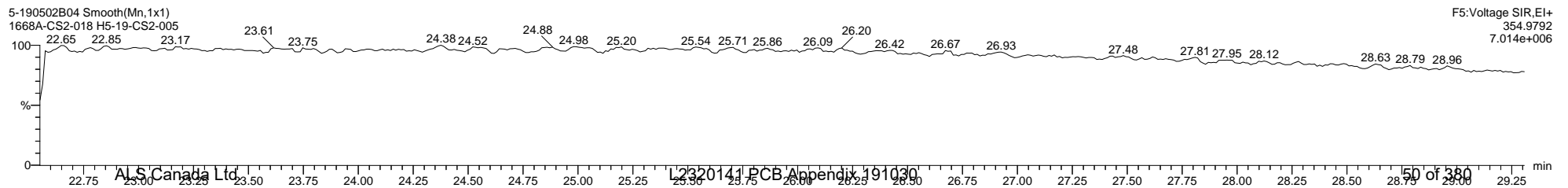
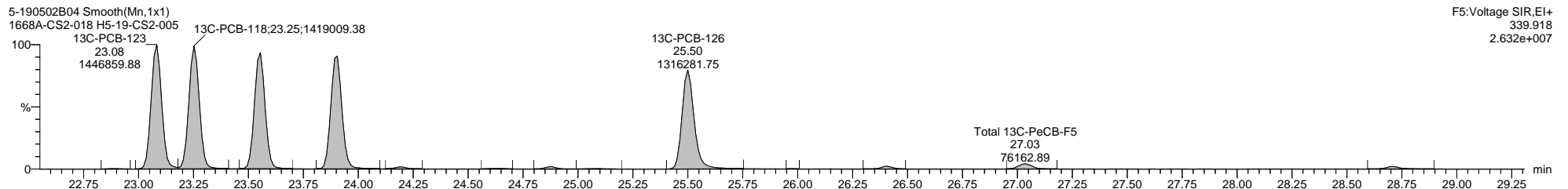
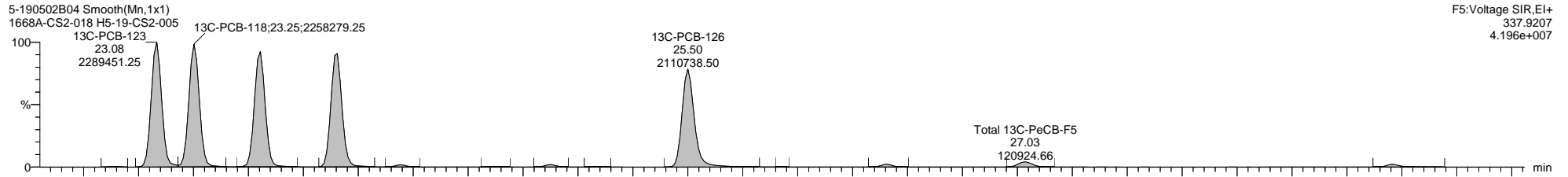
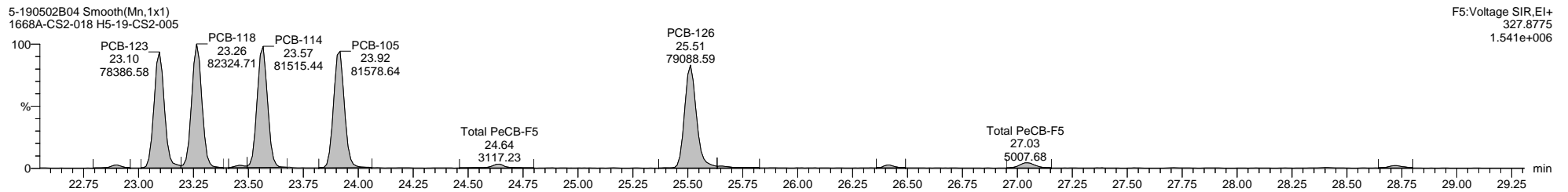
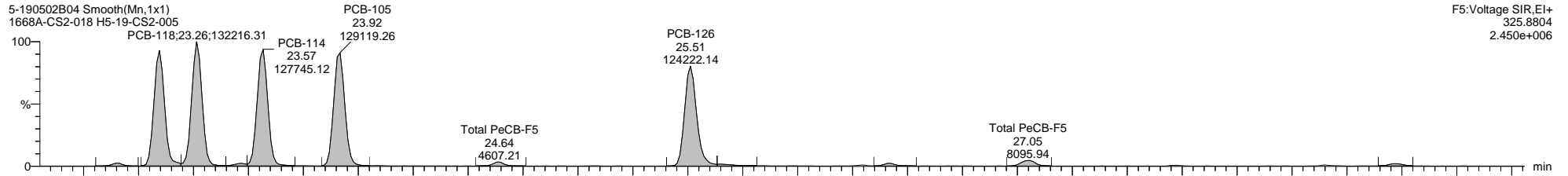


Quantify Sample Template Report MassLynx MassLynx V4.1 SCN 901

Dataset: I:\Organics Instrument\HIGHRES GCMS Completed Results Files\HR-5\ICALs\5-190502B-ICAL.qld

Last Altered: Friday, May 03, 2019 08:59:50 Eastern Daylight Time
Printed: Thursday, May 16, 2019 16:27:00 Eastern Daylight Time

Name: 5-190502B04, Date: 02-May-2019, Time: 14:13:57, ID: H5-19-CS2-005, Description: 1668A-CS2-018, Vial: Tray1:42



Quantify Sample Template Report

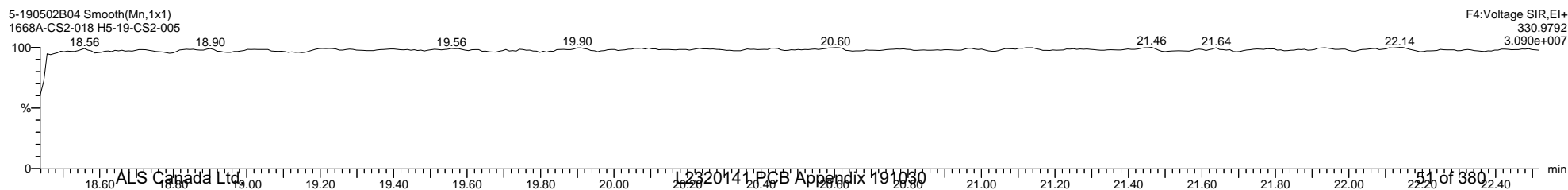
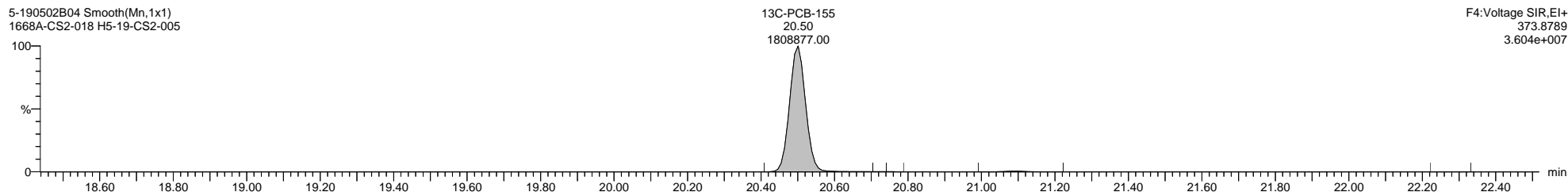
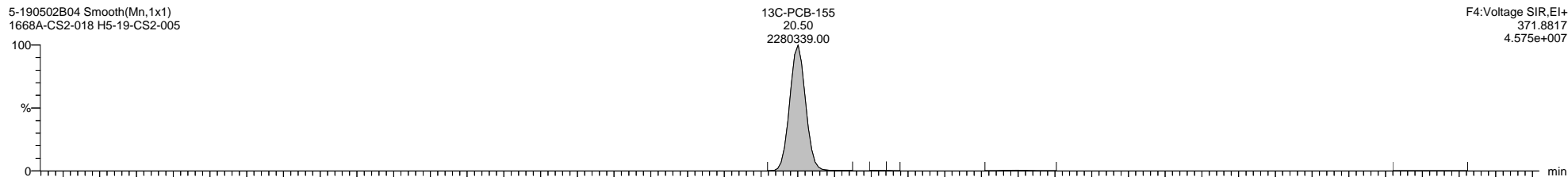
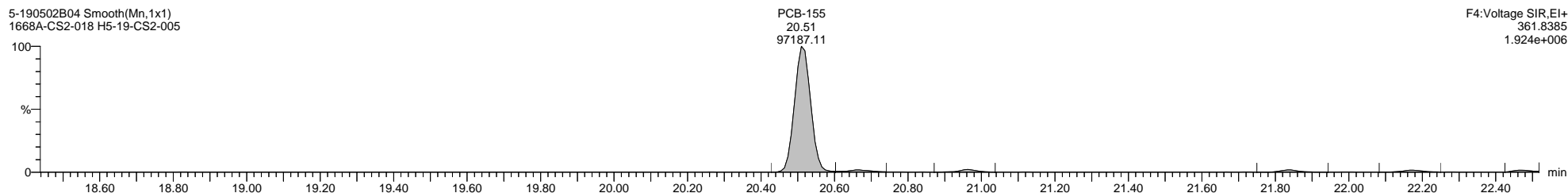
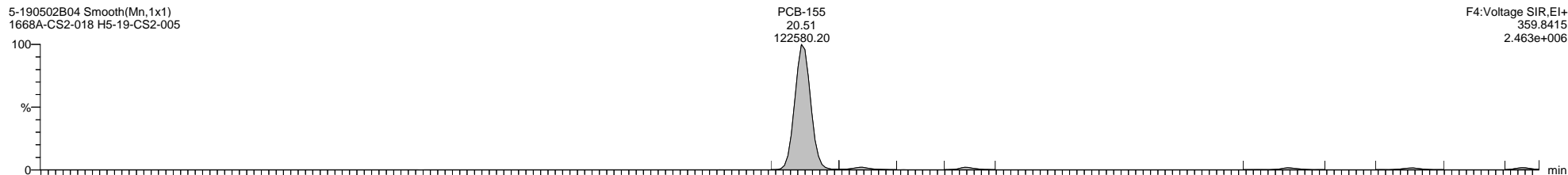
MassLynx MassLynx V4.1 SCN 901

Dataset: I:\Organics Instrument\HIGHRES GCMS Completed Results Files\HR-5\ICALs\5-190502B-ICAL.qld

Last Altered: Friday, May 03, 2019 08:59:50 Eastern Daylight Time

Printed: Thursday, May 16, 2019 16:27:00 Eastern Daylight Time

Name: 5-190502B04, Date: 02-May-2019, Time: 14:13:57, ID: H5-19-CS2-005, Description: 1668A-CS2-018, Vial: Tray1:42

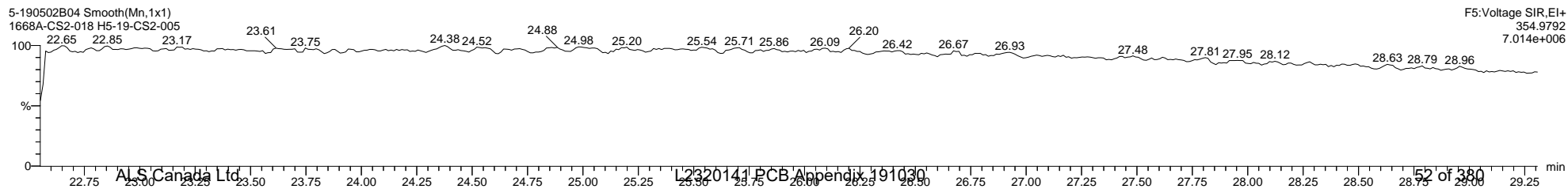

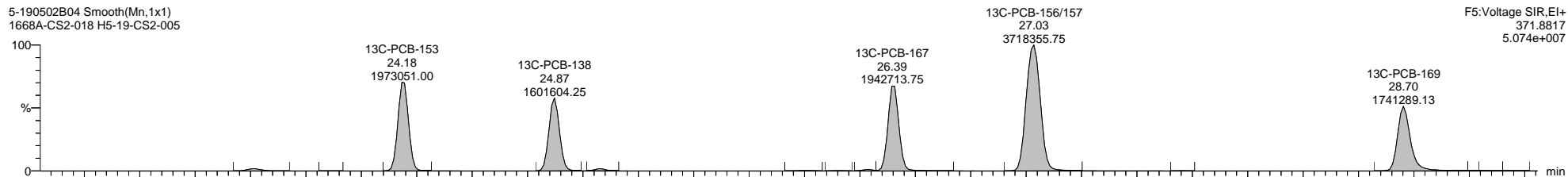
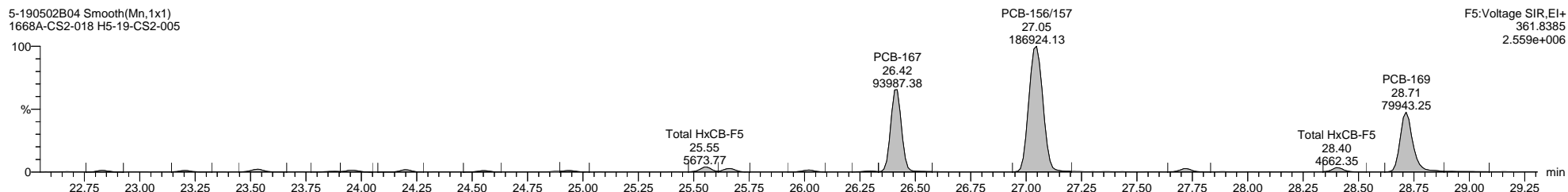
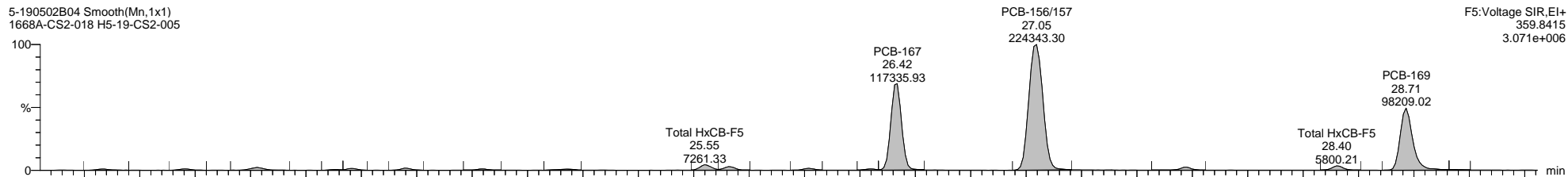


Dataset: I:\Organics Instrument\HIGHRES GCMS Completed Results Files\HR-5\ICALs\5-190502B-ICAL.qld

Last Altered: Friday, May 03, 2019 08:59:50 Eastern Daylight Time

Printed: Thursday, May 16, 2019 16:27:00 Eastern Daylight Time

Name: 5-190502B04, Date: 02-May-2019, Time: 14:13:57, ID: H5-19-CS2-005, Description: 1668A-CS2-018, Vial: Tray1:42



Quantify Sample Template Report

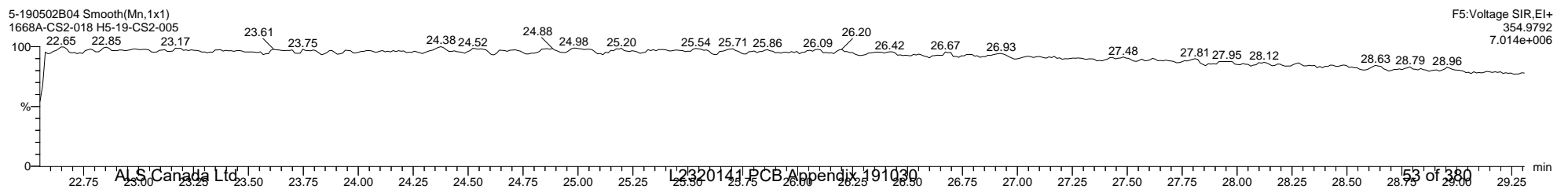
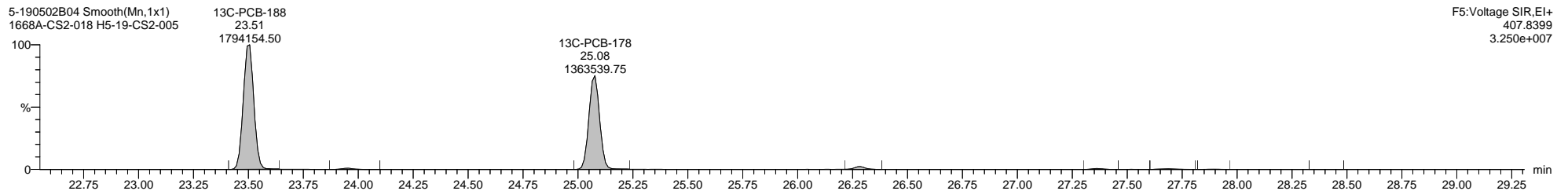
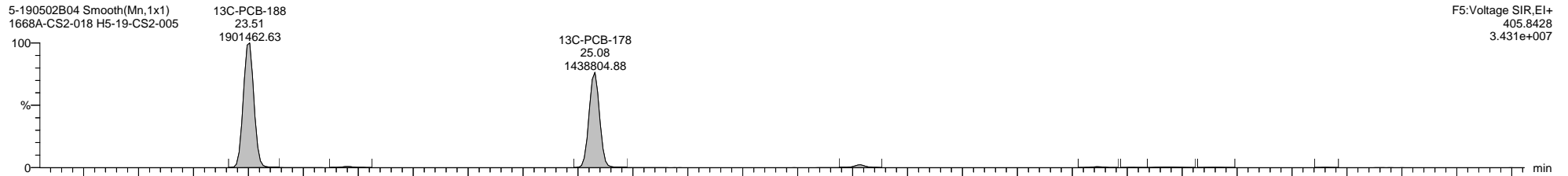
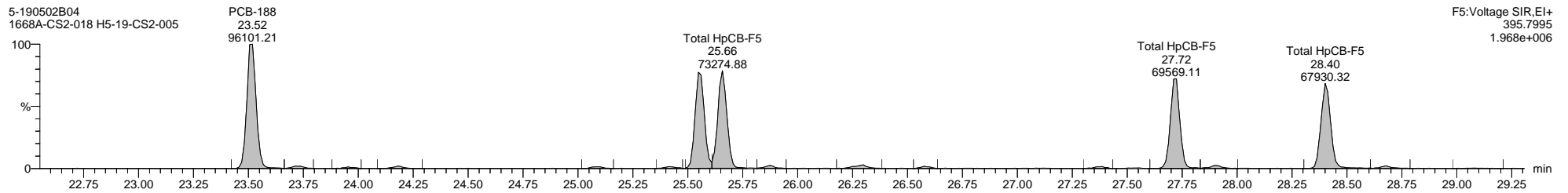
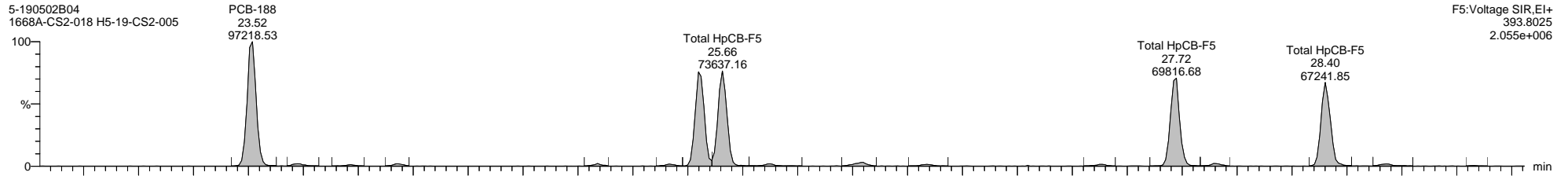
MassLynx MassLynx V4.1 SCN 901

Dataset: I:\Organics Instrument\HIGHRES GCMS Completed Results Files\HR-5\ICALs\5-190502B-ICAL.qld

Last Altered: Friday, May 03, 2019 08:59:50 Eastern Daylight Time

Printed: Thursday, May 16, 2019 16:27:00 Eastern Daylight Time

Name: 5-190502B04, Date: 02-May-2019, Time: 14:13:57, ID: H5-19-CS2-005, Description: 1668A-CS2-018, Vial: Tray1:42



Quantify Sample Template Report

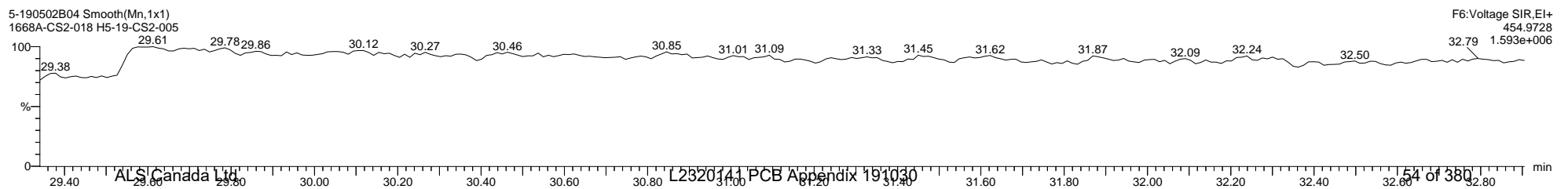
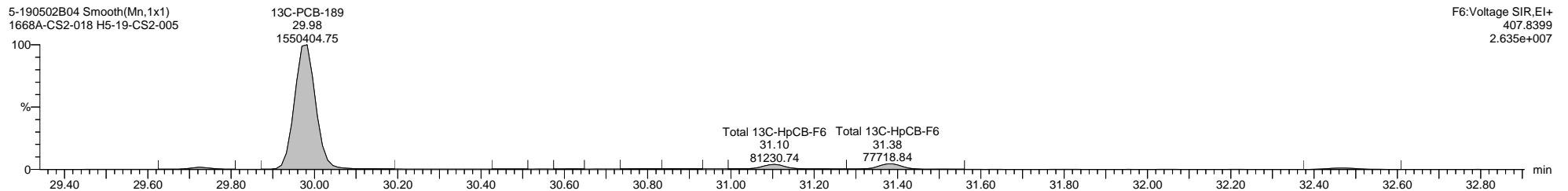
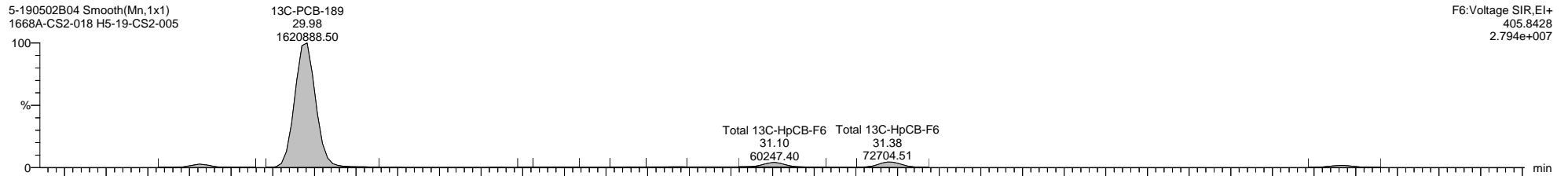
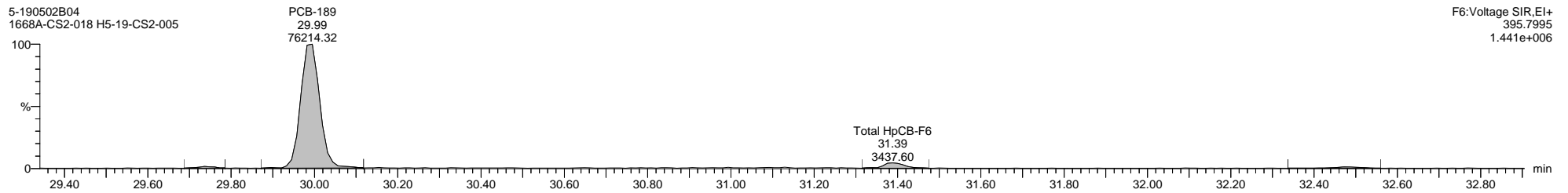
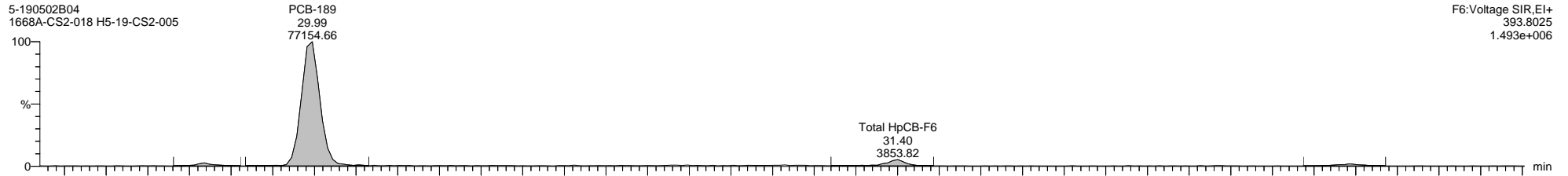
MassLynx MassLynx V4.1 SCN 901

Dataset: I:\Organics Instrument\HIGHRES GCMS Completed Results Files\HR-5\ICALs\5-190502B-ICAL.qld

Last Altered: Friday, May 03, 2019 08:59:50 Eastern Daylight Time

Printed: Thursday, May 16, 2019 16:27:00 Eastern Daylight Time

Name: 5-190502B04, Date: 02-May-2019, Time: 14:13:57, ID: H5-19-CS2-005, Description: 1668A-CS2-018, Vial: Tray1:42



Quantify Sample Template Report

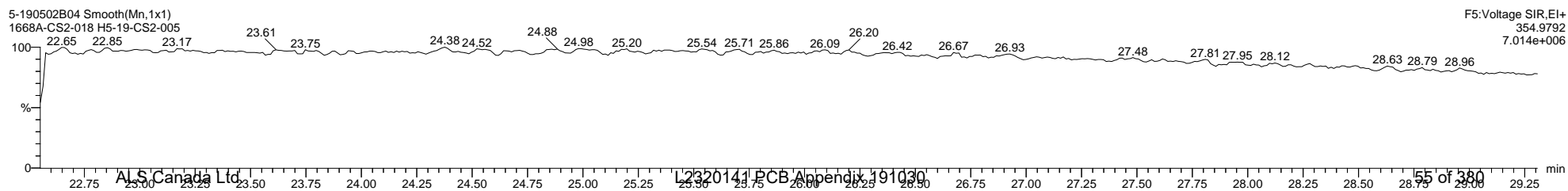
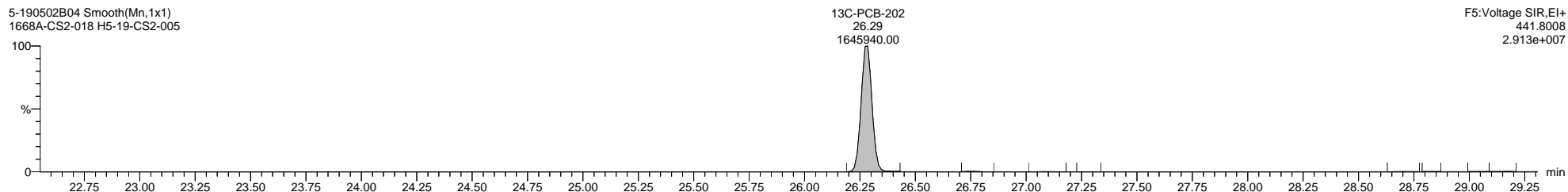
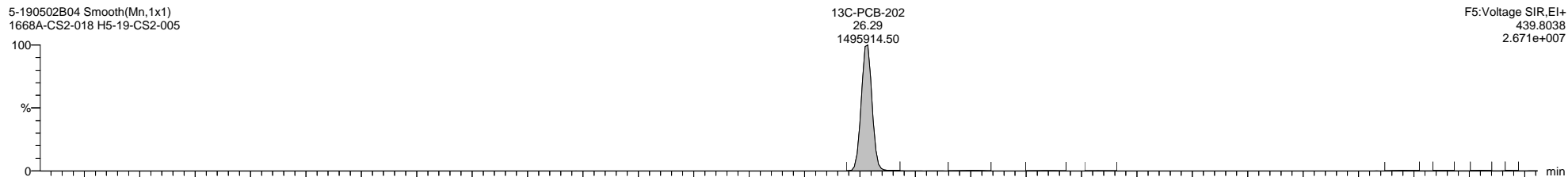
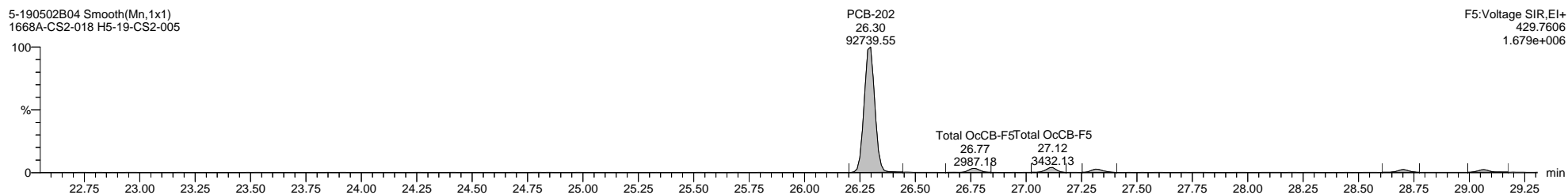
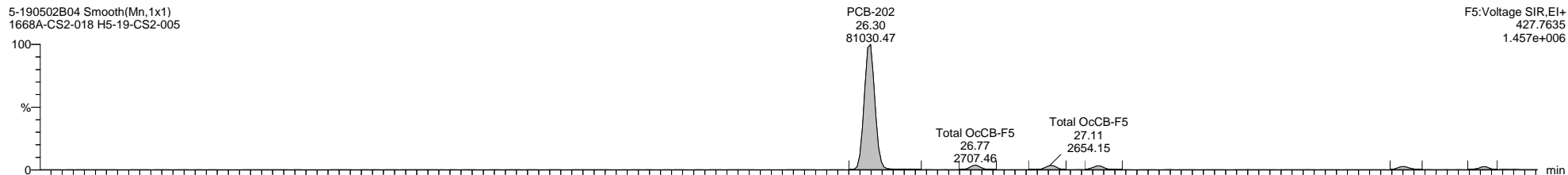
MassLynx MassLynx V4.1 SCN 901

Dataset: I:\Organics Instrument\HIGHRES GCMS Completed Results Files\HR-5\ICALs\5-190502B-ICAL.qld

Last Altered: Friday, May 03, 2019 08:59:50 Eastern Daylight Time

Printed: Thursday, May 16, 2019 16:27:00 Eastern Daylight Time

Name: 5-190502B04, Date: 02-May-2019, Time: 14:13:57, ID: H5-19-CS2-005, Description: 1668A-CS2-018, Vial: Tray1:42



Quantify Sample Template Report

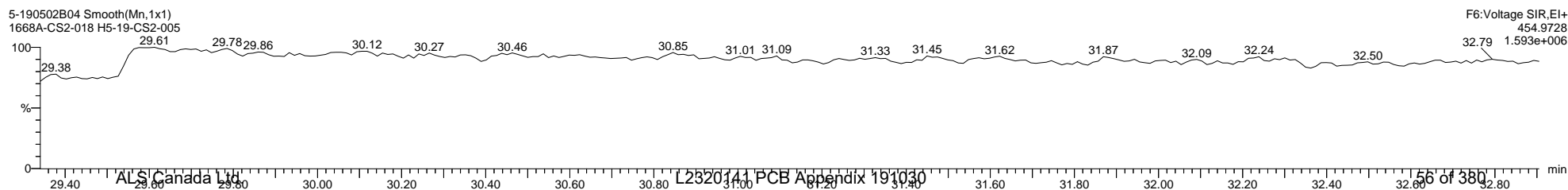
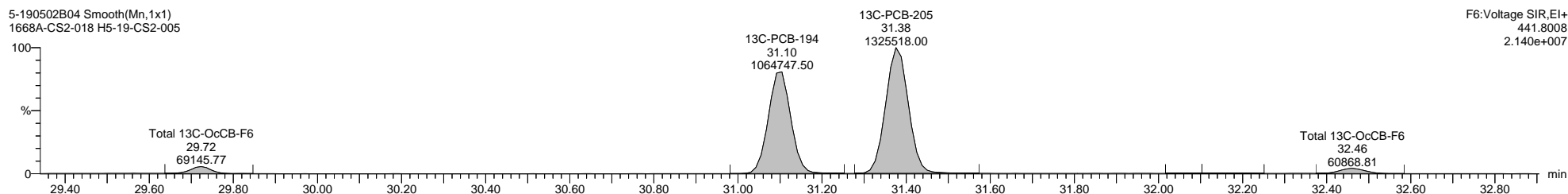
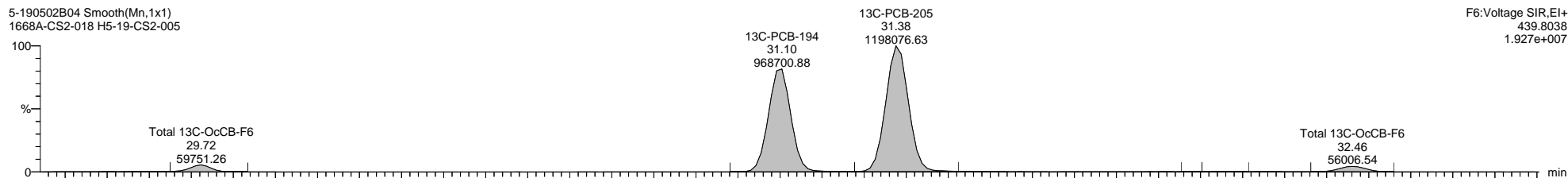
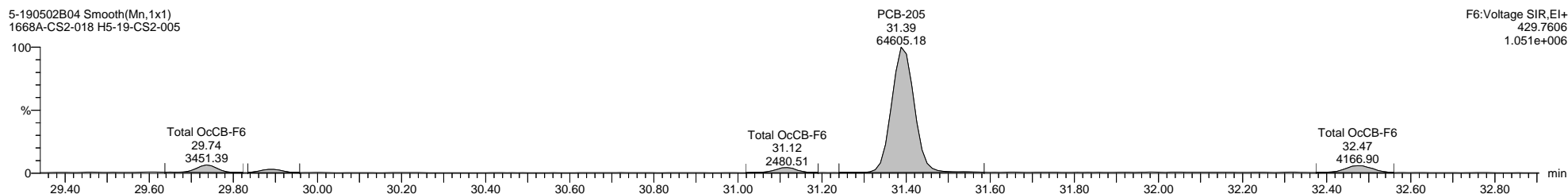

MassLynx MassLynx V4.1 SCN 901

Dataset: I:\Organics Instrument\HIGHRES GCMS Completed Results Files\HR-5ICALs\5-190502B-ICAL.qld

Last Altered: Friday, May 03, 2019 08:59:50 Eastern Daylight Time

Printed: Thursday, May 16, 2019 16:27:00 Eastern Daylight Time

Name: 5-190502B04, Date: 02-May-2019, Time: 14:13:57, ID: H5-19-CS2-005, Description: 1668A-CS2-018, Vial: Tray1:42



Quantify Sample Template Report

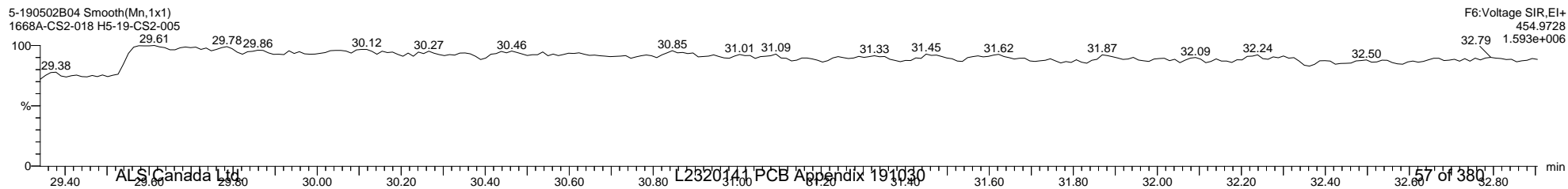
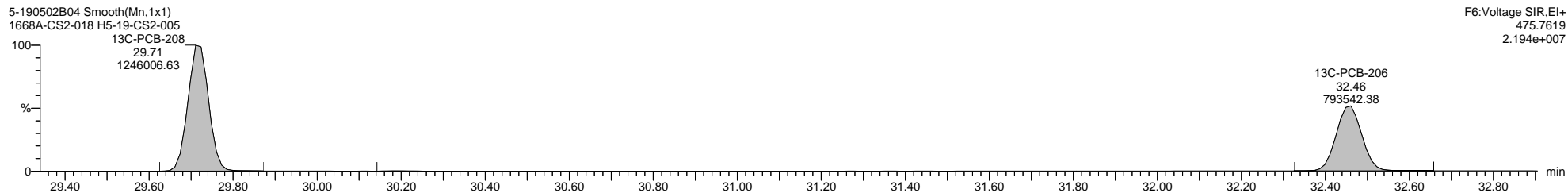
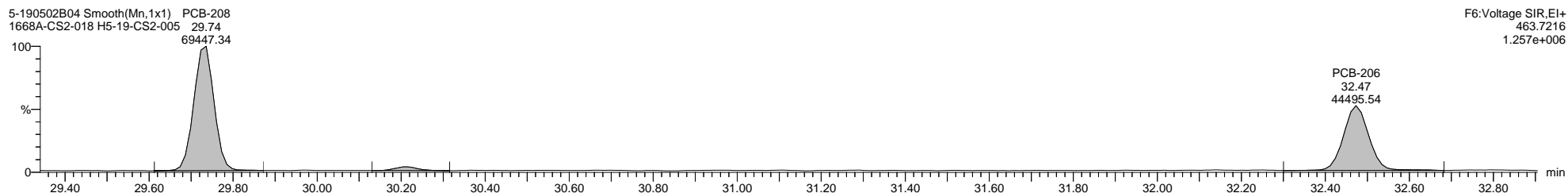
MassLynx MassLynx V4.1 SCN 901

Dataset: I:\Organics Instrument\HIGHRES GCMS Completed Results Files\HR-5\ICALs\5-190502B-ICAL.qld

Last Altered: Friday, May 03, 2019 08:59:50 Eastern Daylight Time

Printed: Thursday, May 16, 2019 16:27:00 Eastern Daylight Time

Name: 5-190502B04, Date: 02-May-2019, Time: 14:13:57, ID: H5-19-CS2-005, Description: 1668A-CS2-018, Vial: Tray1:42



Quantify Sample Template Report

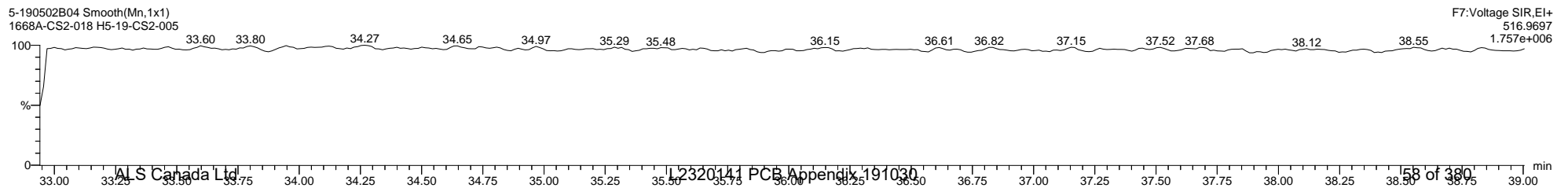
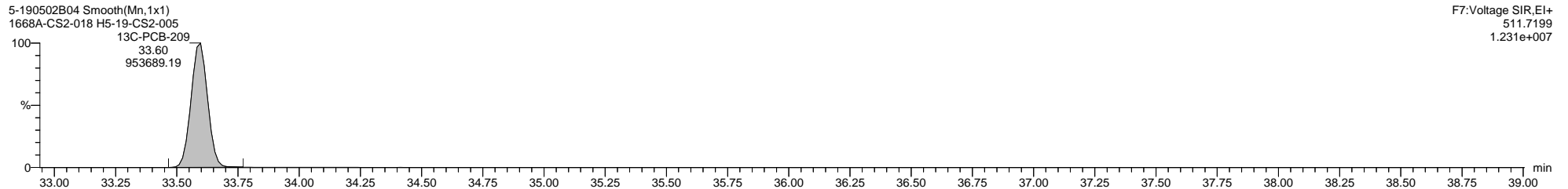
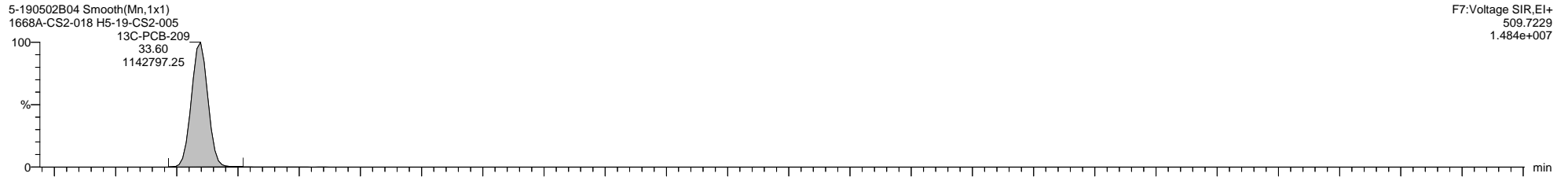
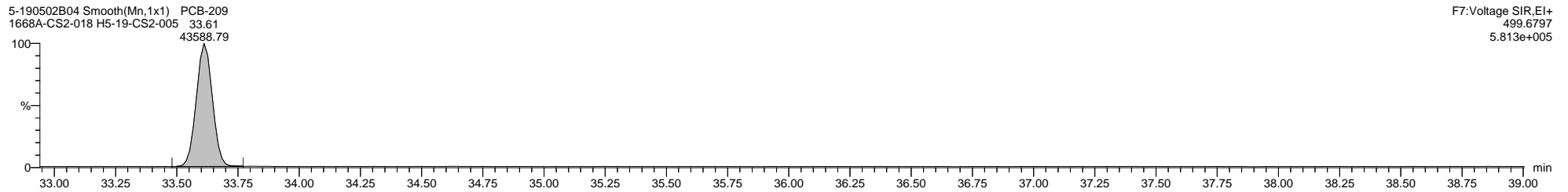
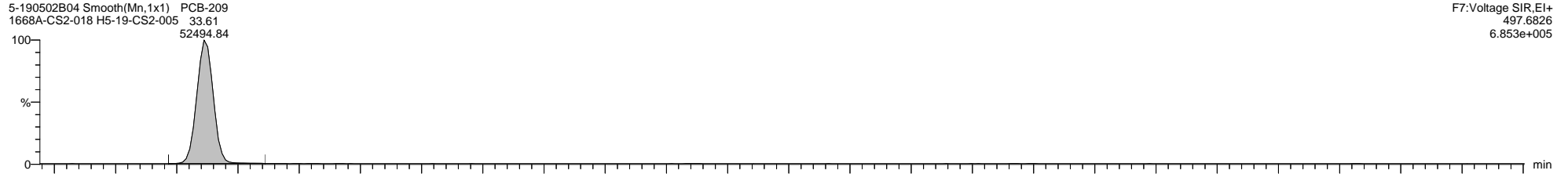
MassLynx MassLynx V4.1 SCN 901

Dataset: I:\Organics Instrument\HIGHRES GCMS Completed Results Files\HR-5\ICALs\5-190502B-ICAL.qld

Last Altered: Friday, May 03, 2019 08:59:50 Eastern Daylight Time

Printed: Thursday, May 16, 2019 16:27:00 Eastern Daylight Time

Name: 5-190502B04, Date: 02-May-2019, Time: 14:13:57, ID: H5-19-CS2-005, Description: 1668A-CS2-018, Vial: Tray1:42



Quantify Sample Template Report

MassLynx MassLynx V4.1 SCN 901

Dataset: I:\Organics Instrument\HIGHRES GCMS Completed Results Files\HR-5\ICALs\5-190502B-ICAL.qld

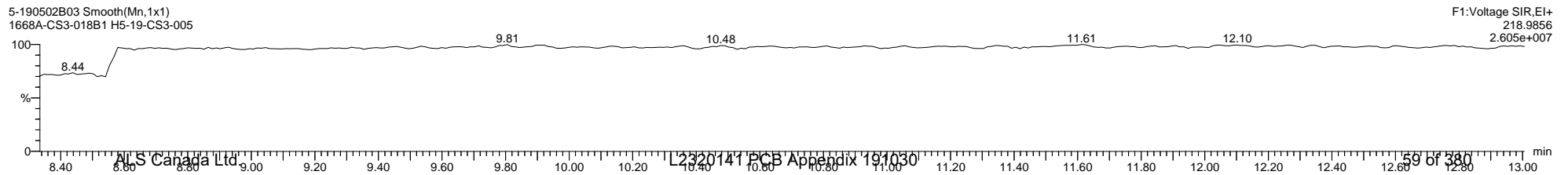
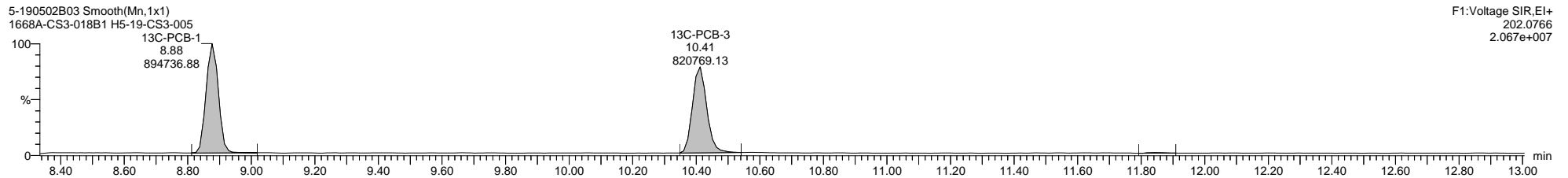
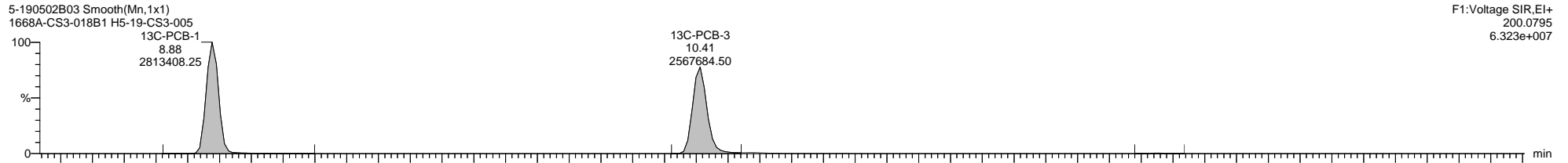
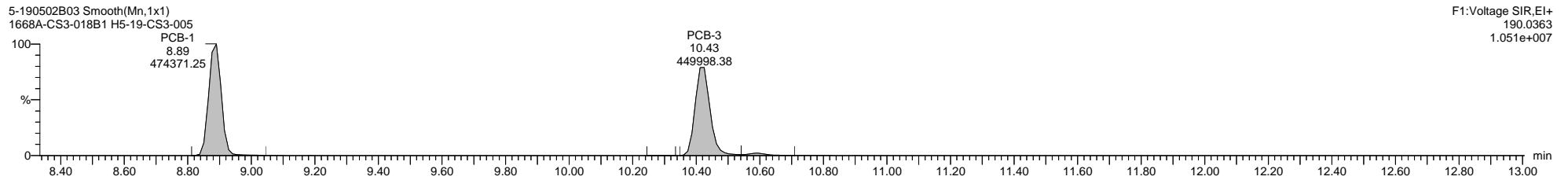
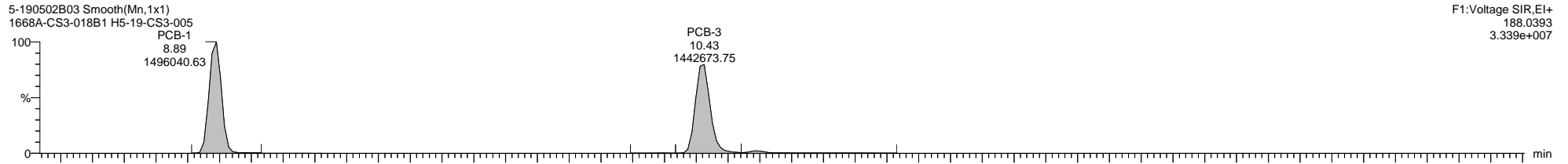
Last Altered: Friday, May 03, 2019 08:59:50 Eastern Daylight Time

Printed: Thursday, May 16, 2019 16:27:00 Eastern Daylight Time

Method: C:\MassLynx\PCB.PRO\MethDB\1668-OCTYL-1-ICAL.mdb 28 Dec 2018 11:55:27

Calibration: C:\MassLynx\PCB.PRO\CurveDB\5-190502B-ICAL.cdb 03 May 2019 08:59:50

Name: 5-190502B03, Date: 02-May-2019, Time: 13:31:47, ID: H5-19-CS3-005, Description: 1668A-CS3-018B1, Vial: Tray1:1



Quantify Sample Template Report

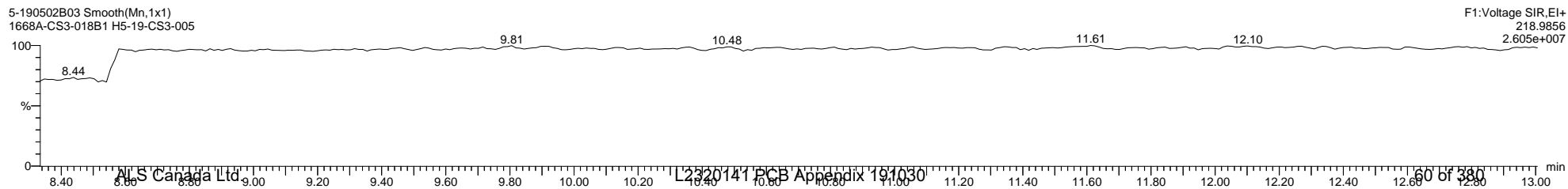
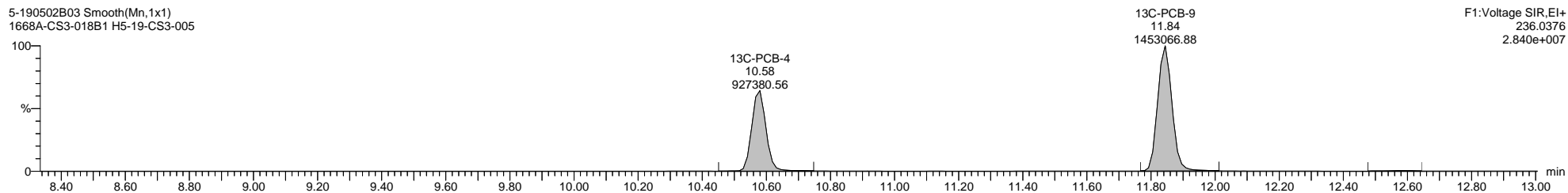
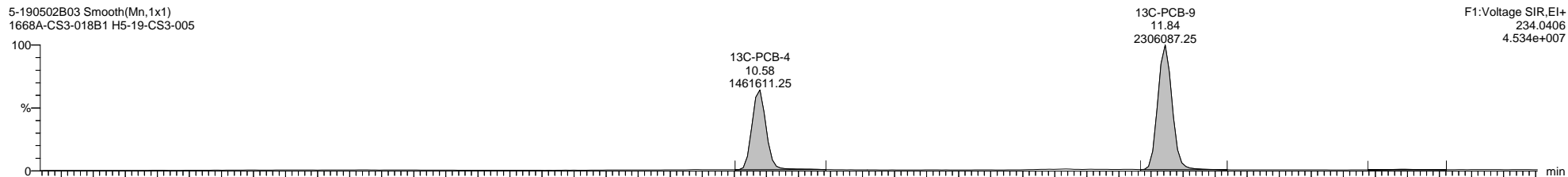
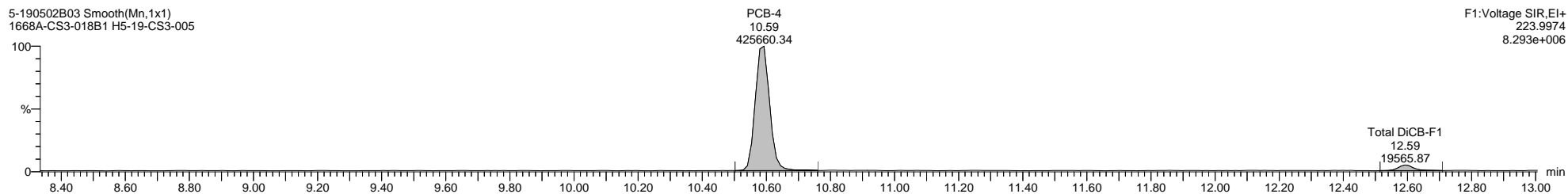
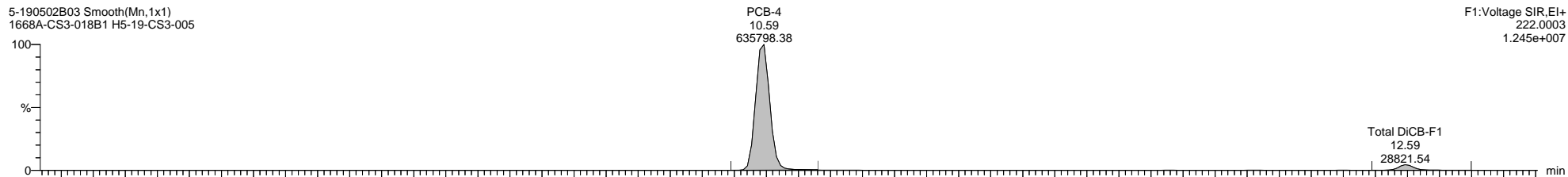
MassLynx MassLynx V4.1 SCN 901

Dataset: I:\Organics Instrument\HIGHRES GCMS Completed Results Files\HR-5ICALs\5-190502B-ICAL.qld

Last Altered: Friday, May 03, 2019 08:59:50 Eastern Daylight Time

Printed: Thursday, May 16, 2019 16:27:00 Eastern Daylight Time

Name: 5-190502B03, Date: 02-May-2019, Time: 13:31:47, ID: H5-19-CS3-005, Description: 1668A-CS3-018B1, Vial: Tray1:1



Quantify Sample Template Report

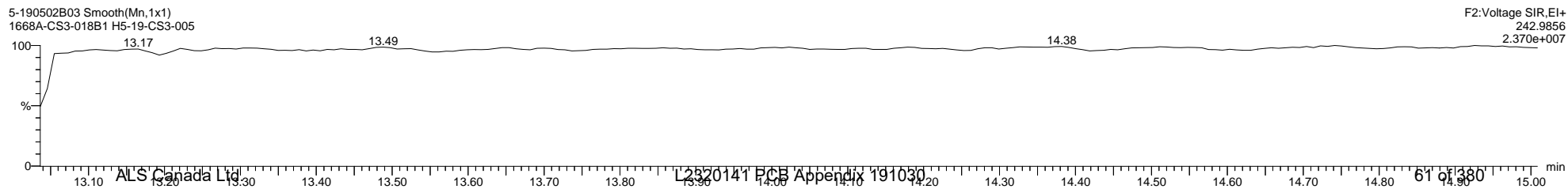
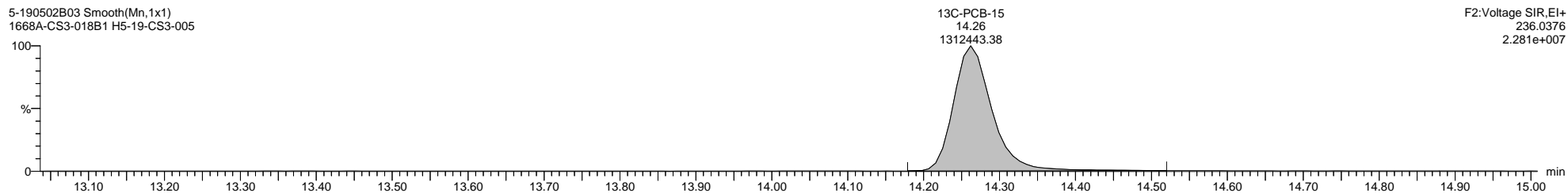

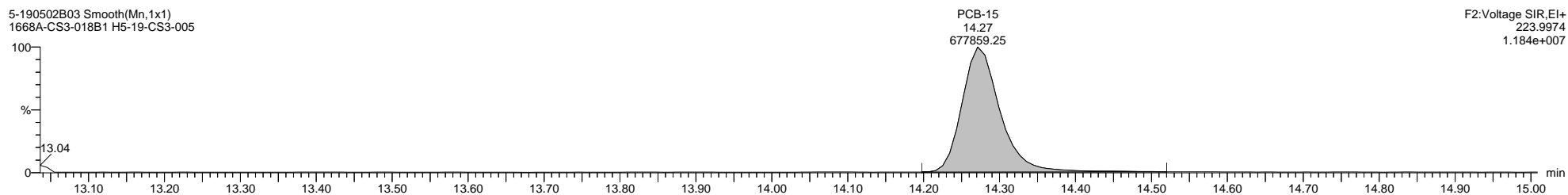

MassLynx MassLynx V4.1 SCN 901

Dataset: I:\Organics Instrument\HIGHRES GCMS Completed Results Files\HR-5\ICALs\5-190502B-ICAL.qld

Last Altered: Friday, May 03, 2019 08:59:50 Eastern Daylight Time

Printed: Thursday, May 16, 2019 16:27:00 Eastern Daylight Time

Name: 5-190502B03, Date: 02-May-2019, Time: 13:31:47, ID: H5-19-CS3-005, Description: 1668A-CS3-018B1, Vial: Tray1:1



Quantify Sample Template Report

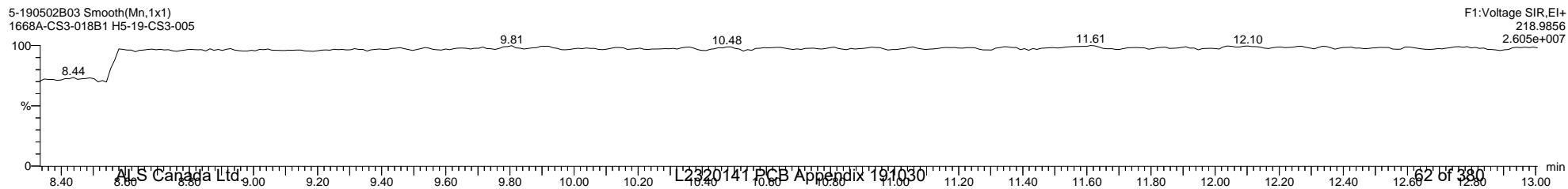
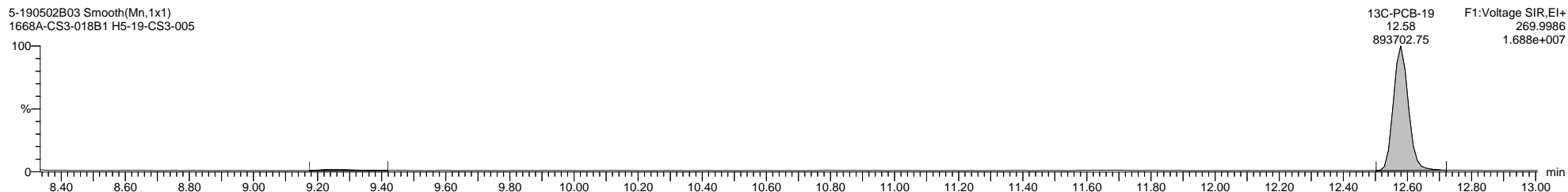
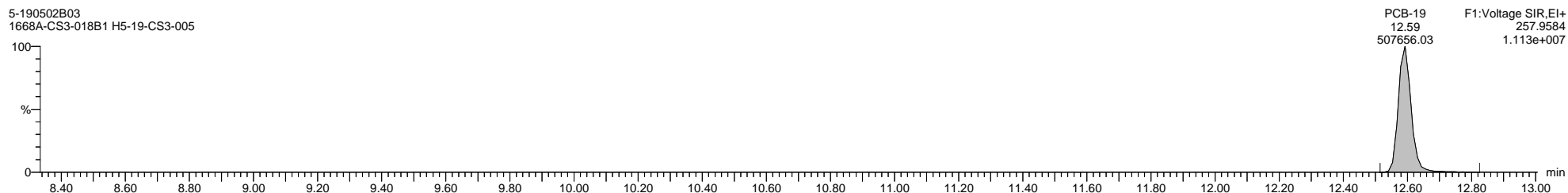

MassLynx MassLynx V4.1 SCN 901

Dataset: I:\Organics Instrument\HIGHRES GCMS Completed Results Files\HR-5\ICALs\5-190502B-ICAL.qld

Last Altered: Friday, May 03, 2019 08:59:50 Eastern Daylight Time

Printed: Thursday, May 16, 2019 16:27:00 Eastern Daylight Time

Name: 5-190502B03, Date: 02-May-2019, Time: 13:31:47, ID: H5-19-CS3-005, Description: 1668A-CS3-018B1, Vial: Tray1:1



Quantify Sample Template Report

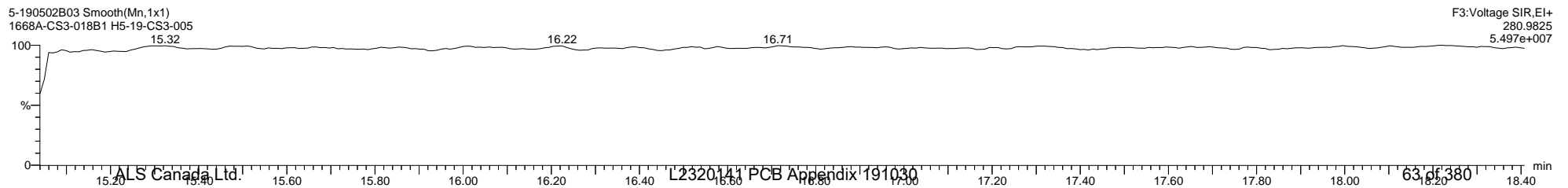
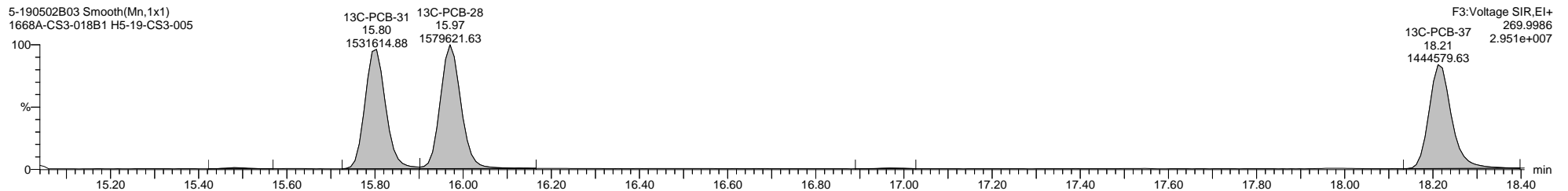
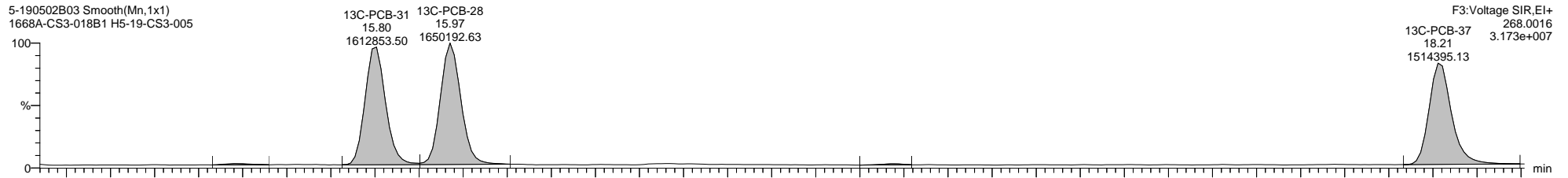
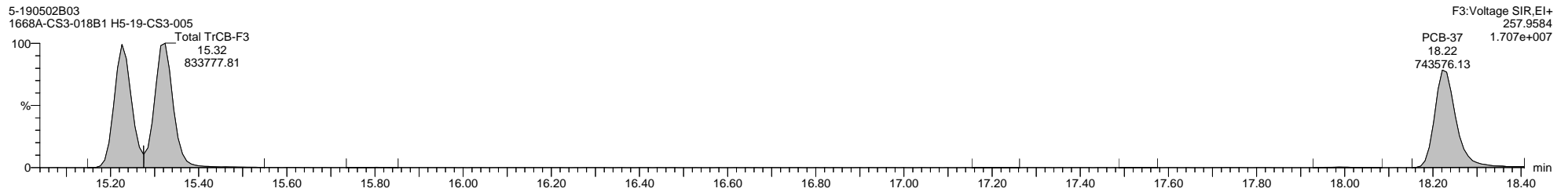
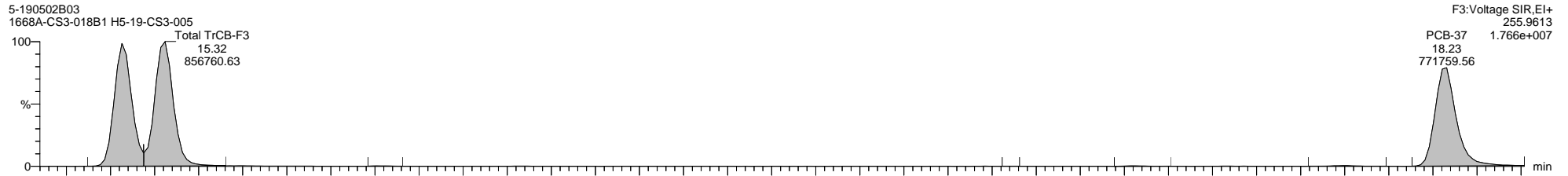
MassLynx MassLynx V4.1 SCN 901

Dataset: I:\Organics Instrument\HIGHRES GCMS Completed Results Files\HR-5\ICALs\5-190502B-ICAL.qld

Last Altered: Friday, May 03, 2019 08:59:50 Eastern Daylight Time

Printed: Thursday, May 16, 2019 16:27:00 Eastern Daylight Time

Name: 5-190502B03, Date: 02-May-2019, Time: 13:31:47, ID: H5-19-CS3-005, Description: 1668A-CS3-018B1, Vial: Tray1:1



Quantify Sample Template Report

MassLynx MassLynx V4.1 SCN 901


Dataset: I:\Organics Instrument\HIGHRES GCMS Completed Results Files\HR-5\ICALs\5-190502B-ICAL.qld

Last Altered: Friday, May 03, 2019 08:59:50 Eastern Daylight Time

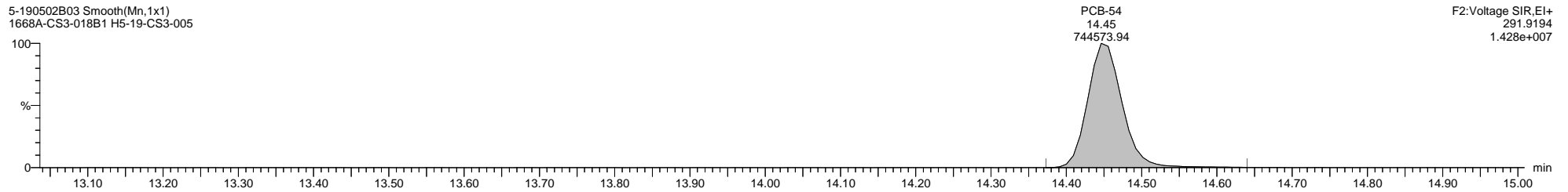
Printed: Thursday, May 16, 2019 16:27:00 Eastern Daylight Time

Name: 5-190502B03, Date: 02-May-2019, Time: 13:31:47, ID: H5-19-CS3-005, Description: 1668A-CS3-018B1, Vial: Tray1:1


5-190502B03 Smooth(Mn,1x1)
1668A-CS3-018B1 H5-19-CS3-005



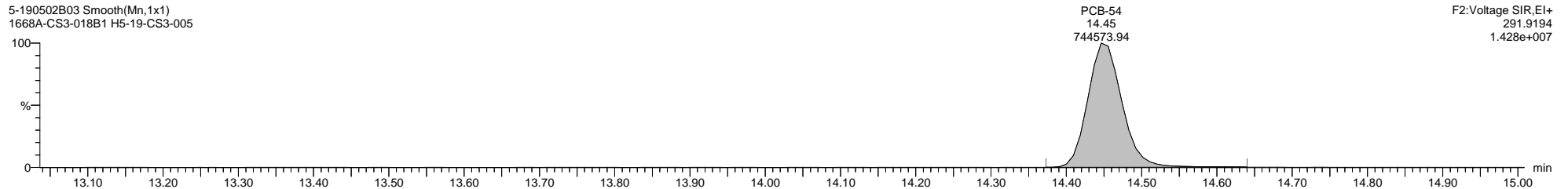
5-190502B03 Smooth(Mn,1x1)
1668A-CS3-018B1 H5-19-CS3-005



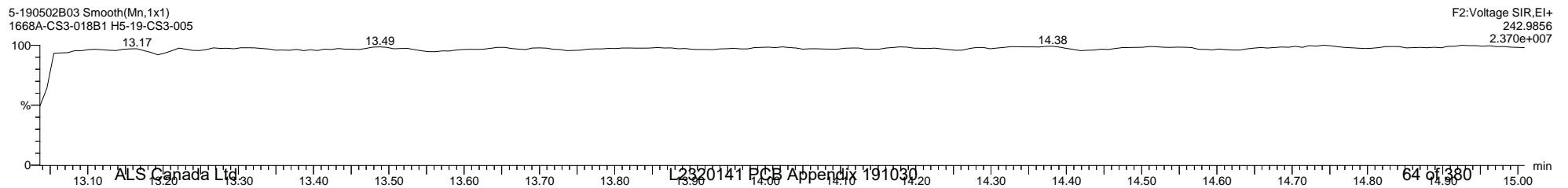
5-190502B03 Smooth(Mn,1x1)
1668A-CS3-018B1 H5-19-CS3-005



5-190502B03 Smooth(Mn,1x1)
1668A-CS3-018B1 H5-19-CS3-005



5-190502B03 Smooth(Mn,1x1)
1668A-CS3-018B1 H5-19-CS3-005



Quantify Sample Template Report

MassLynx MassLynx V4.1 SCN 901

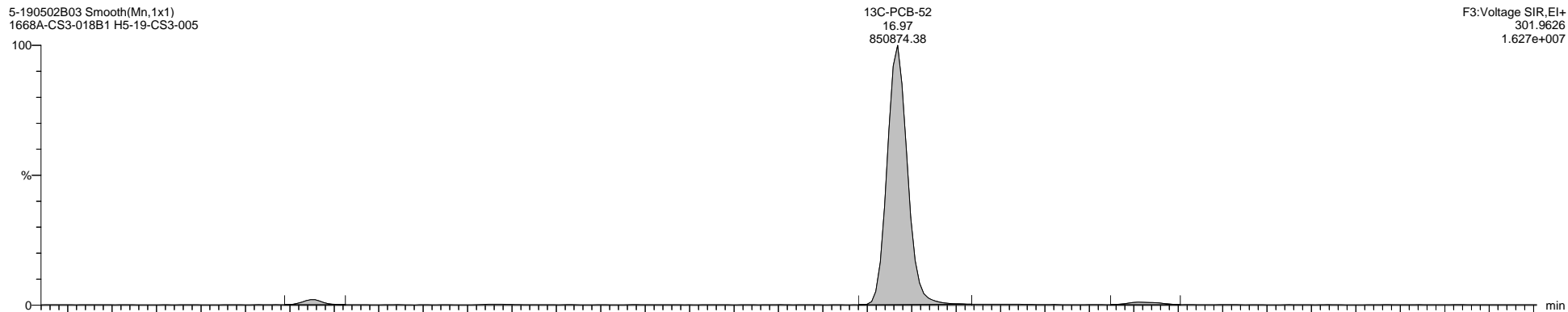
Dataset: I:\Organics Instrument\HIGHRES GCMS Completed Results Files\HR-5\ICALs\5-190502B-ICAL.qld

Last Altered: Friday, May 03, 2019 08:59:50 Eastern Daylight Time

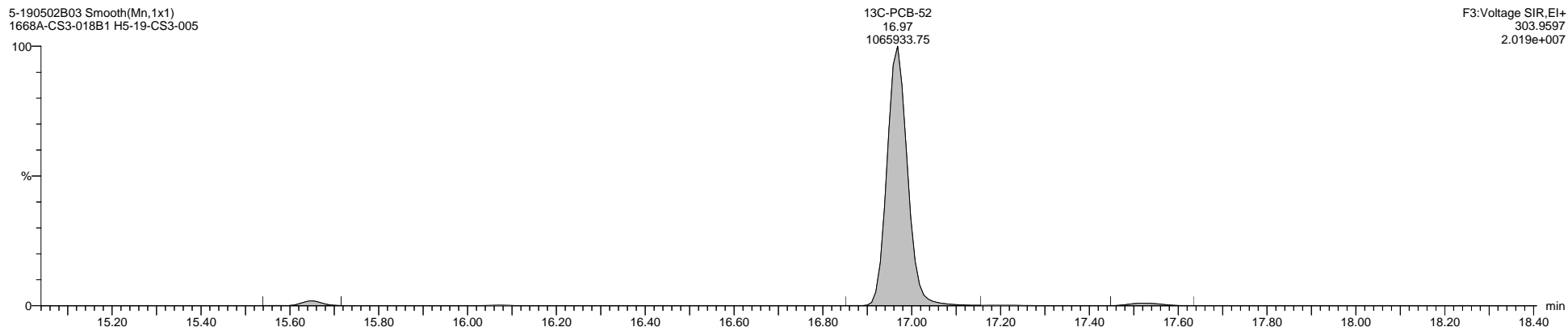
Printed: Thursday, May 16, 2019 16:27:00 Eastern Daylight Time

Name: 5-190502B03, Date: 02-May-2019, Time: 13:31:47, ID: H5-19-CS3-005, Description: 1668A-CS3-018B1, Vial: Tray1:1

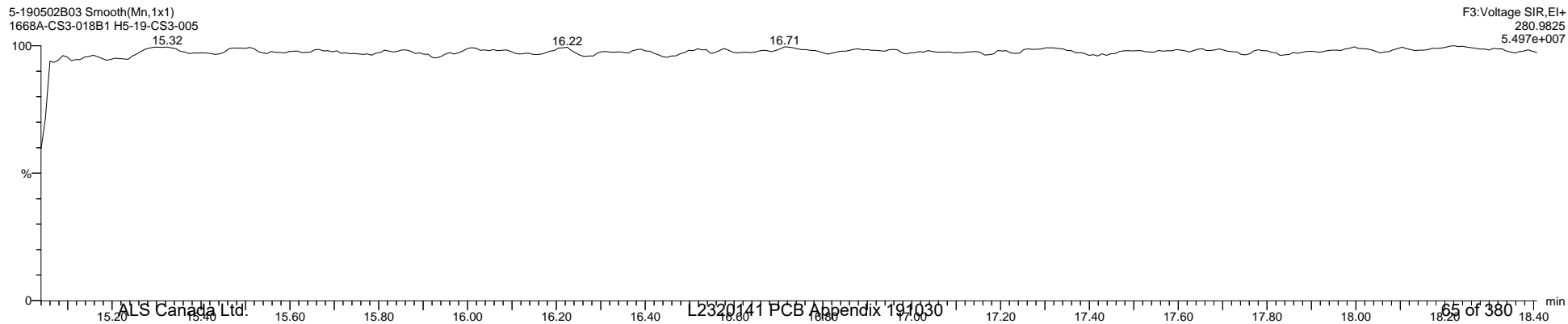
5-190502B03 Smooth(Mn,1x1)
1668A-CS3-018B1 H5-19-CS3-005



5-190502B03 Smooth(Mn,1x1)
1668A-CS3-018B1 H5-19-CS3-005



5-190502B03 Smooth(Mn,1x1)
1668A-CS3-018B1 H5-19-CS3-005



Quantify Sample Template Report

MassLynx MassLynx V4.1 SCN 901


Dataset: I:\Organics Instrument\HIGHRES GCMS Completed Results Files\HR-5\ICALs\5-190502B-ICAL.qld

Last Altered: Friday, May 03, 2019 08:59:50 Eastern Daylight Time

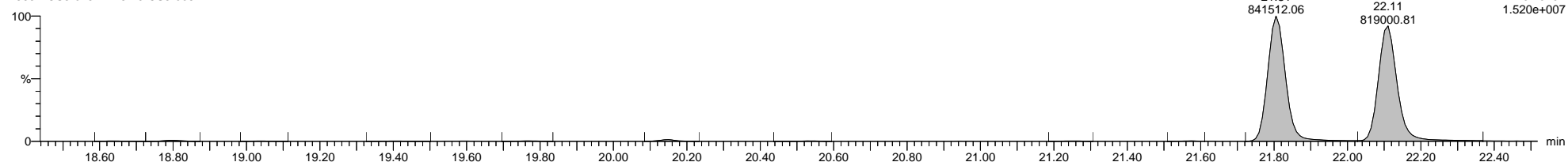
Printed: Thursday, May 16, 2019 16:27:00 Eastern Daylight Time

Name: 5-190502B03, Date: 02-May-2019, Time: 13:31:47, ID: H5-19-CS3-005, Description: 1668A-CS3-018B1, Vial: Tray1:1


5-190502B03 Smooth(Mn,1x1)
1668A-CS3-018B1 H5-19-CS3-005



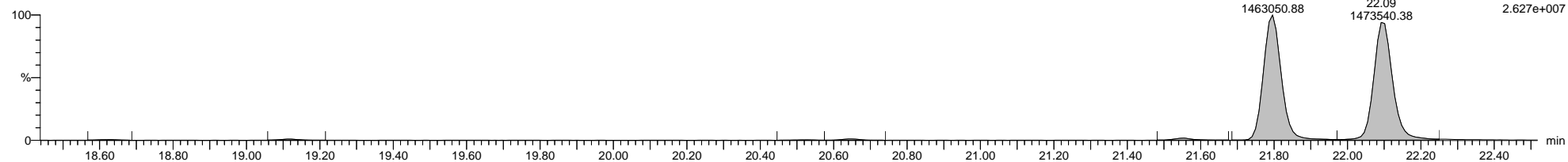
5-190502B03 Smooth(Mn,1x1)
1668A-CS3-018B1 H5-19-CS3-005



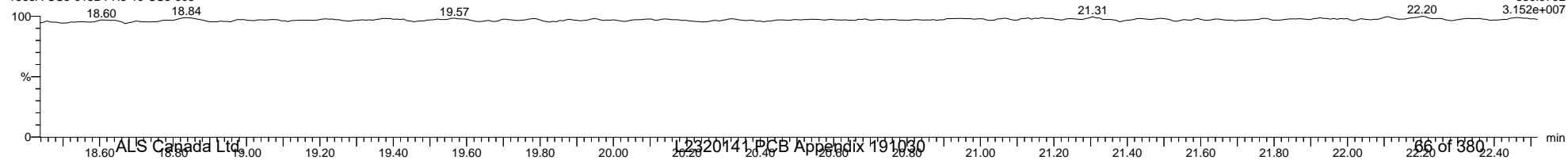
5-190502B03 Smooth(Mn,1x1)
1668A-CS3-018B1 H5-19-CS3-005



5-190502B03 Smooth(Mn,1x1)
1668A-CS3-018B1 H5-19-CS3-005



5-190502B03 Smooth(Mn,1x1)
1668A-CS3-018B1 H5-19-CS3-005



Quantify Sample Template Report

MassLynx MassLynx V4.1 SCN 901


Dataset: I:\Organics Instrument\HIGHRES GCMS Completed Results Files\HR-5\ICALs\5-190502B-ICAL.qld

Last Altered: Friday, May 03, 2019 08:59:50 Eastern Daylight Time

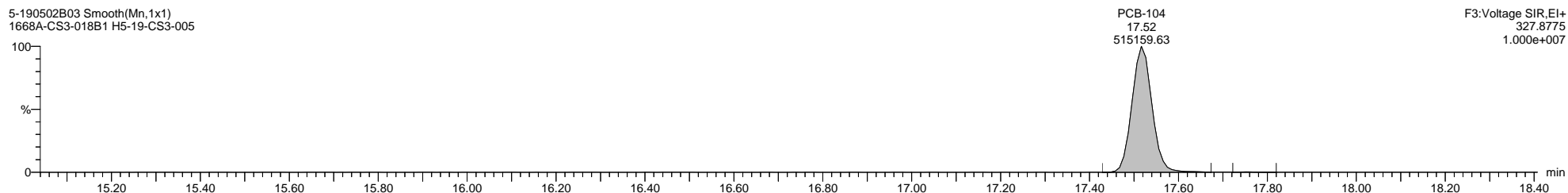
Printed: Thursday, May 16, 2019 16:27:00 Eastern Daylight Time

Name: 5-190502B03, Date: 02-May-2019, Time: 13:31:47, ID: H5-19-CS3-005, Description: 1668A-CS3-018B1, Vial: Tray1:1


5-190502B03 Smooth(Mn,1x1)
1668A-CS3-018B1 H5-19-CS3-005



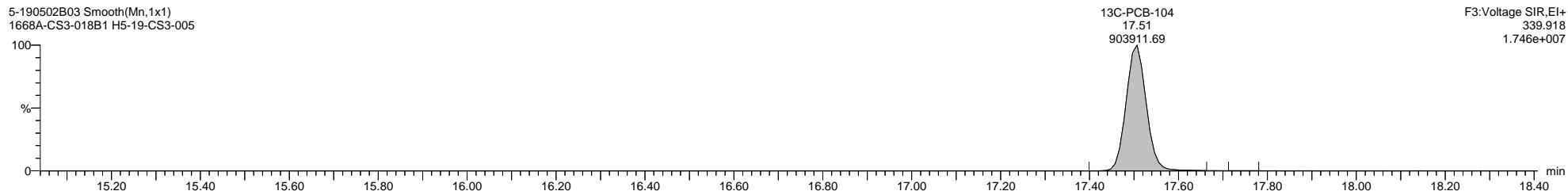
5-190502B03 Smooth(Mn,1x1)
1668A-CS3-018B1 H5-19-CS3-005



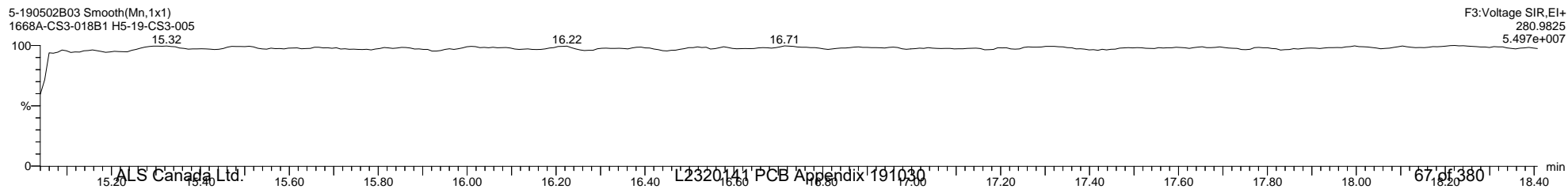
5-190502B03 Smooth(Mn,1x1)
1668A-CS3-018B1 H5-19-CS3-005



5-190502B03 Smooth(Mn,1x1)
1668A-CS3-018B1 H5-19-CS3-005



5-190502B03 Smooth(Mn,1x1)
1668A-CS3-018B1 H5-19-CS3-005



Quantify Sample Template Report

MassLynx MassLynx V4.1 SCN 901

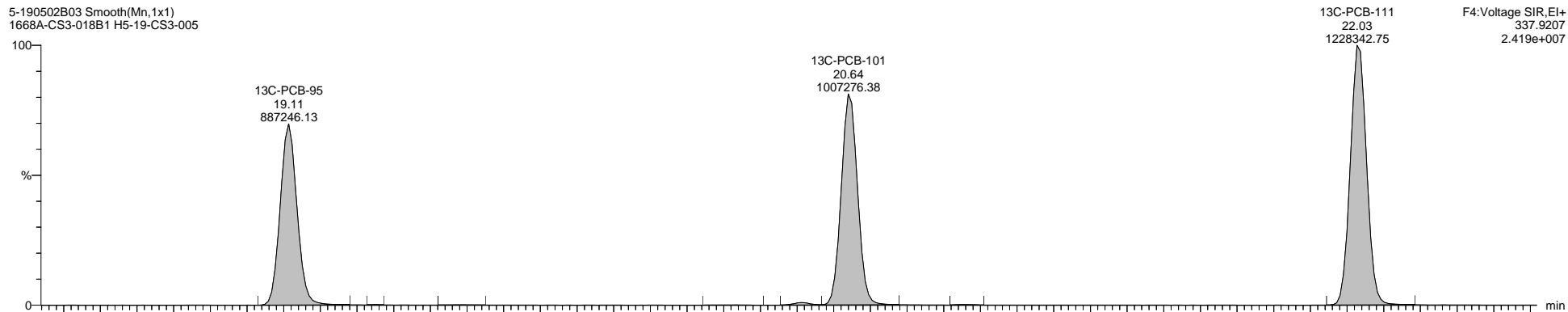
Dataset: I:\Organics Instrument\HIGHRES GCMS Completed Results Files\HR-5\ICALs\5-190502B-ICAL.qld

Last Altered: Friday, May 03, 2019 08:59:50 Eastern Daylight Time

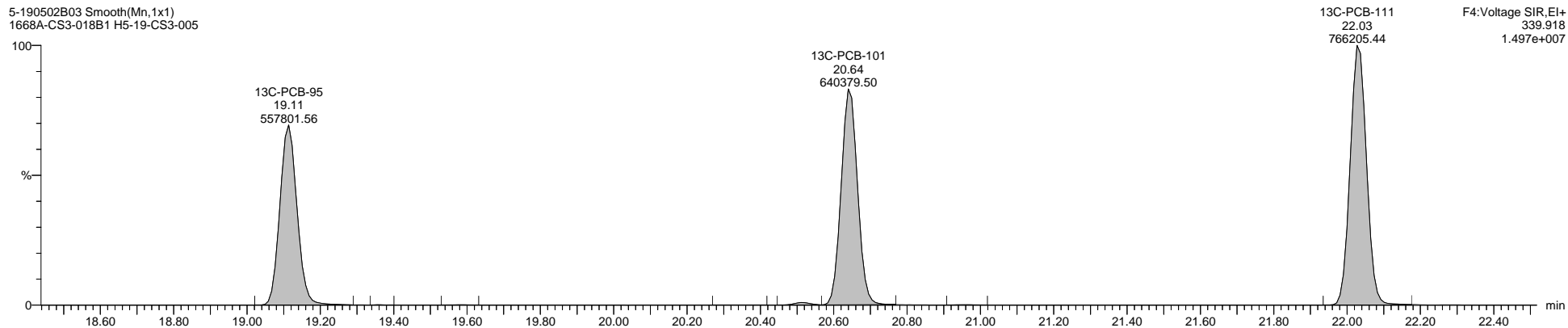
Printed: Thursday, May 16, 2019 16:27:00 Eastern Daylight Time

Name: 5-190502B03, Date: 02-May-2019, Time: 13:31:47, ID: H5-19-CS3-005, Description: 1668A-CS3-018B1, Vial: Tray1:1

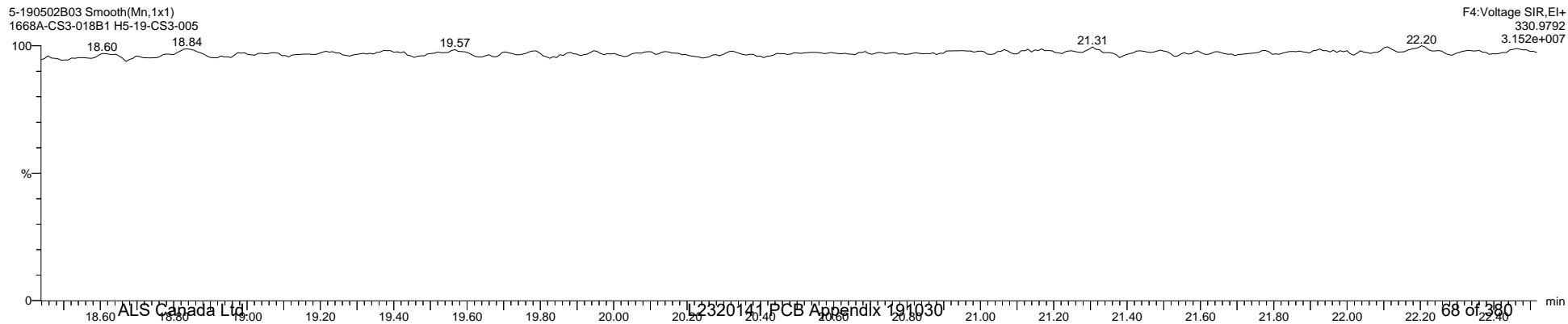
5-190502B03 Smooth(Mn,1x1)
1668A-CS3-018B1 H5-19-CS3-005



5-190502B03 Smooth(Mn,1x1)
1668A-CS3-018B1 H5-19-CS3-005



5-190502B03 Smooth(Mn,1x1)
1668A-CS3-018B1 H5-19-CS3-005



Quantify Sample Template Report

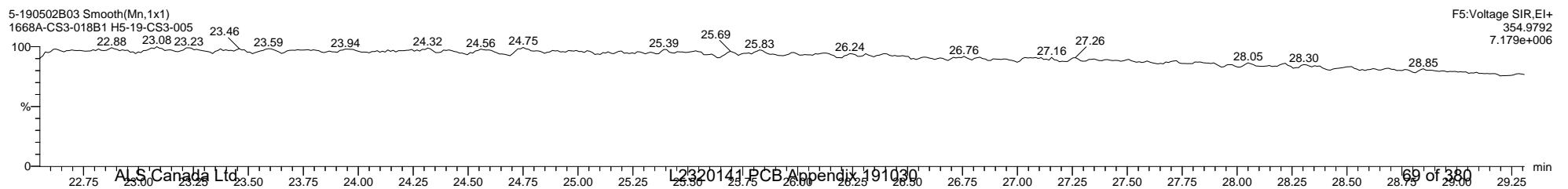
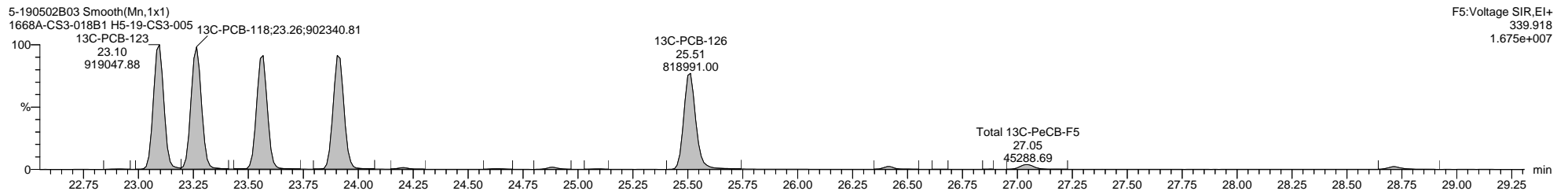
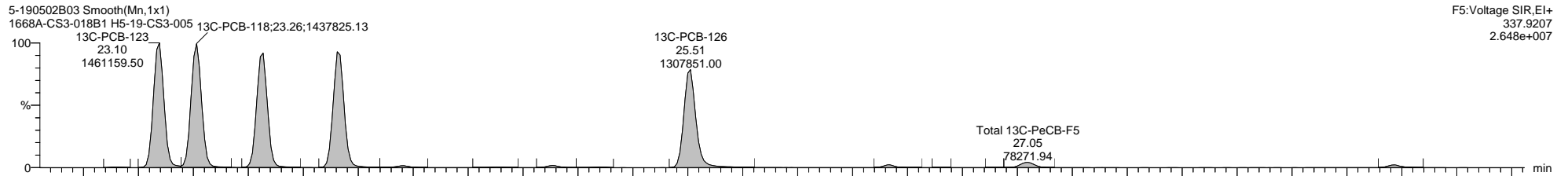
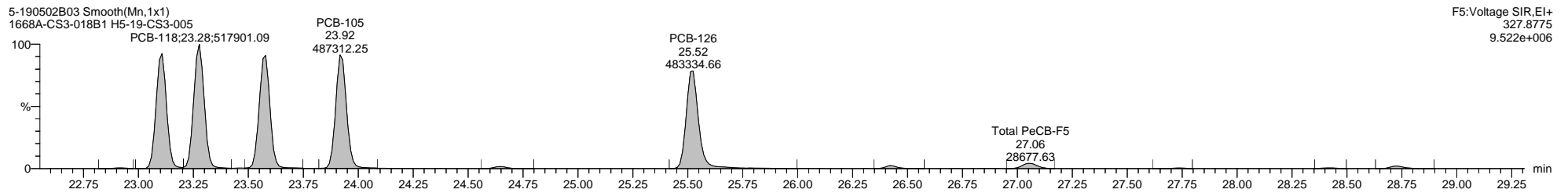
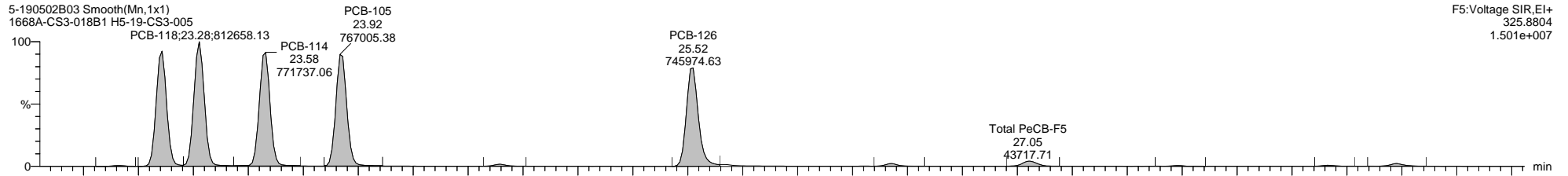
MassLynx MassLynx V4.1 SCN 901

Dataset: I:\Organics Instrument\HIGHRES GCMS Completed Results Files\HR-5\ICALs\5-190502B-ICAL.qld

Last Altered: Friday, May 03, 2019 08:59:50 Eastern Daylight Time

Printed: Thursday, May 16, 2019 16:27:00 Eastern Daylight Time

Name: 5-190502B03, Date: 02-May-2019, Time: 13:31:47, ID: H5-19-CS3-005, Description: 1668A-CS3-018B1, Vial: Tray1:1



Quantify Sample Template Report

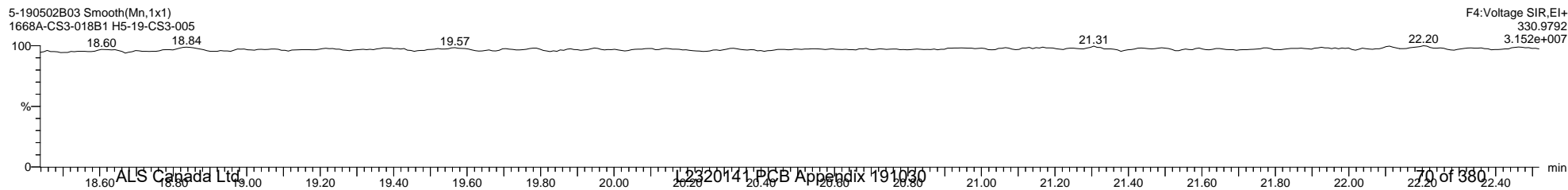
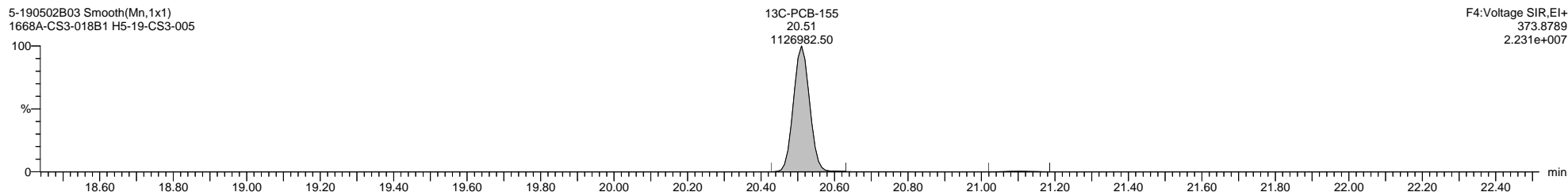
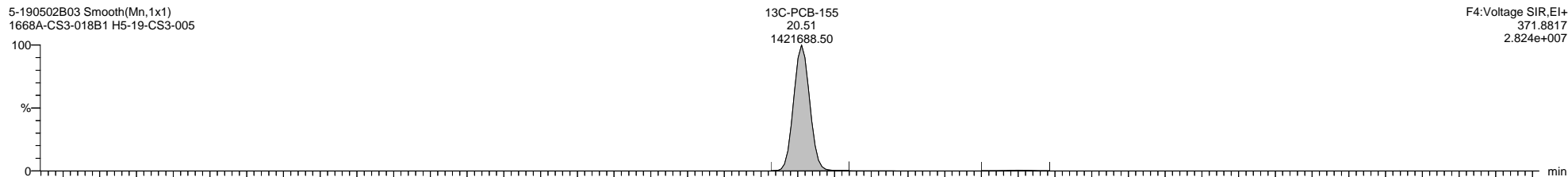
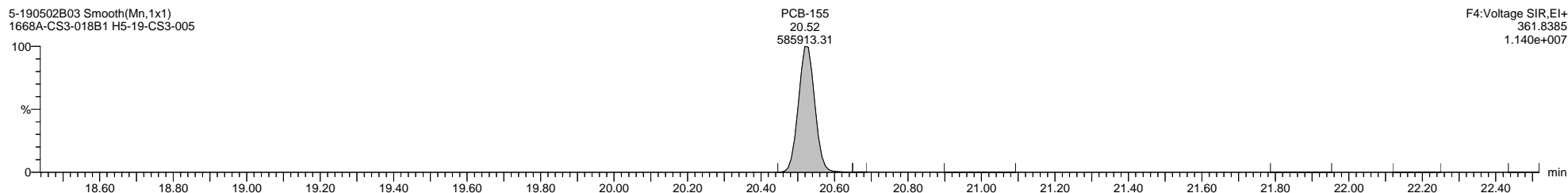
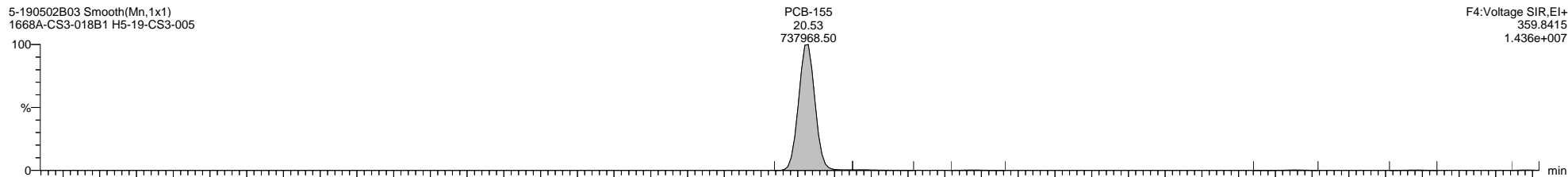
MassLynx MassLynx V4.1 SCN 901

Dataset: I:\Organics Instrument\HIGHRES GCMS Completed Results Files\HR-5\ICALs\5-190502B-ICAL.qld

Last Altered: Friday, May 03, 2019 08:59:50 Eastern Daylight Time

Printed: Thursday, May 16, 2019 16:27:00 Eastern Daylight Time

Name: 5-190502B03, Date: 02-May-2019, Time: 13:31:47, ID: H5-19-CS3-005, Description: 1668A-CS3-018B1, Vial: Tray1:1



Quantify Sample Template Report

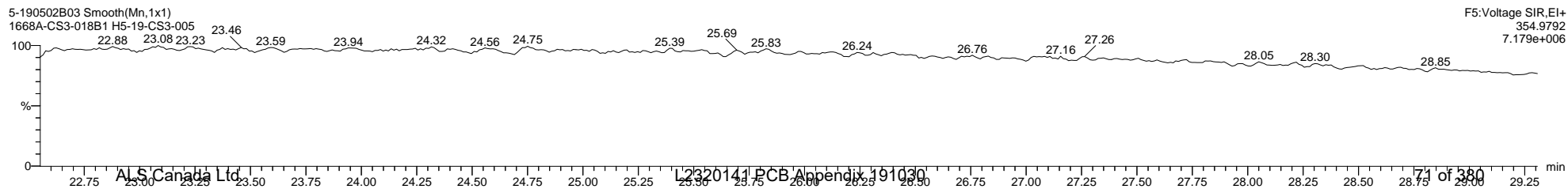
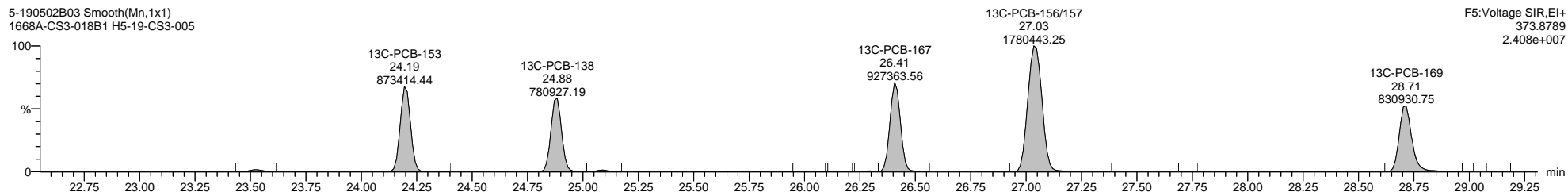
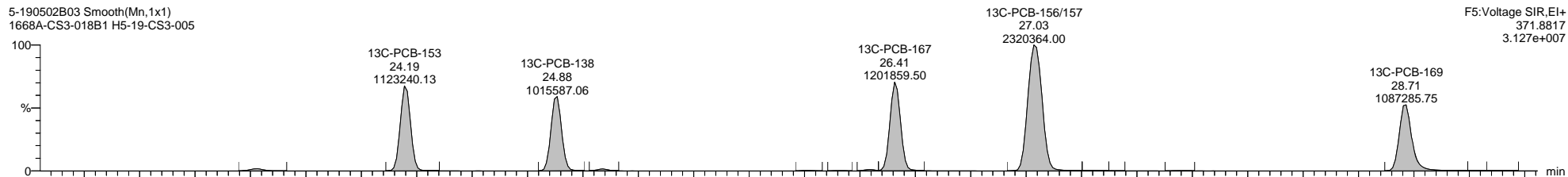
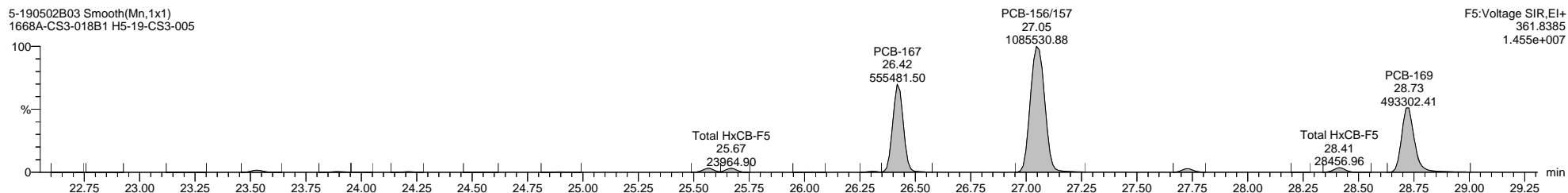

MassLynx MassLynx V4.1 SCN 901

Dataset: I:\Organics Instrument\HIGHRES GCMS Completed Results Files\HR-5\ICALs\5-190502B-ICAL.qld

Last Altered: Friday, May 03, 2019 08:59:50 Eastern Daylight Time

Printed: Thursday, May 16, 2019 16:27:00 Eastern Daylight Time

Name: 5-190502B03, Date: 02-May-2019, Time: 13:31:47, ID: H5-19-CS3-005, Description: 1668A-CS3-018B1, Vial: Tray1:1



Quantify Sample Template Report

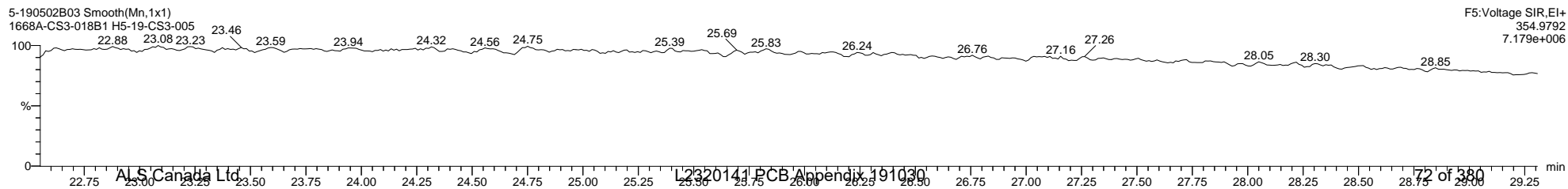
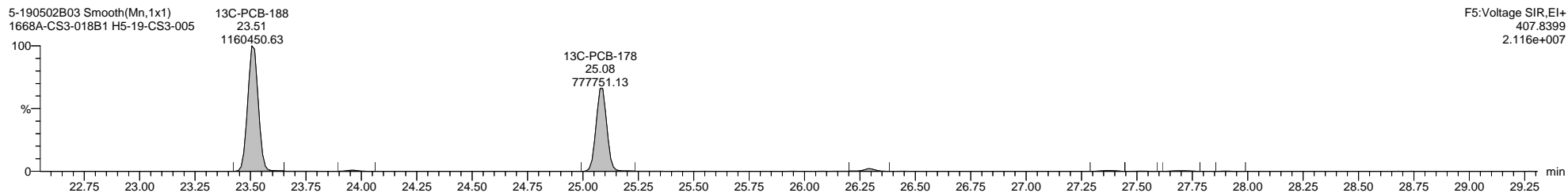

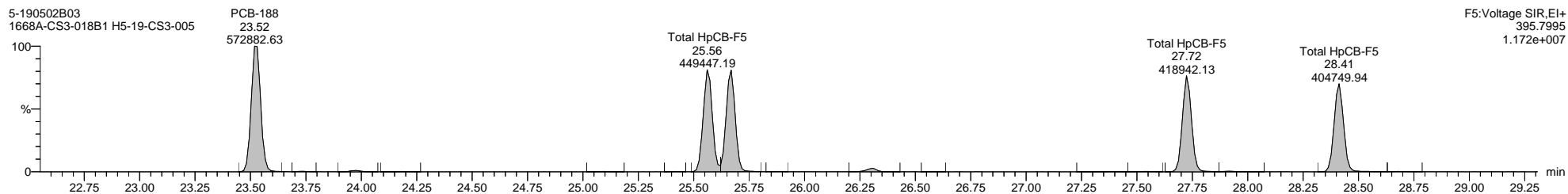
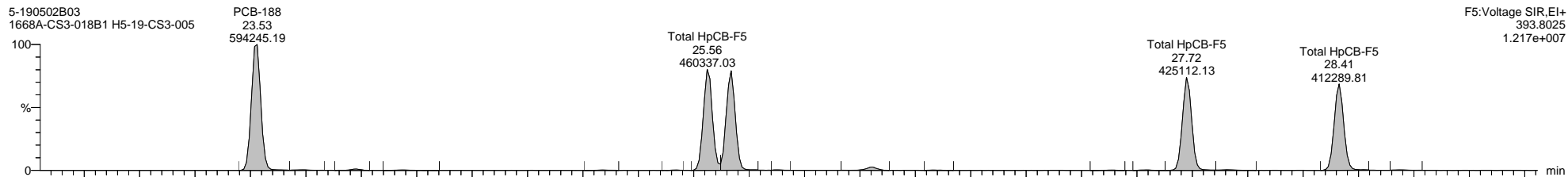
MassLynx MassLynx V4.1 SCN 901

Dataset: I:\Organics Instrument\HIGHRES GCMS Completed Results Files\HR-5\ICALs\5-190502B-ICAL.qld

Last Altered: Friday, May 03, 2019 08:59:50 Eastern Daylight Time

Printed: Thursday, May 16, 2019 16:27:00 Eastern Daylight Time

Name: 5-190502B03, Date: 02-May-2019, Time: 13:31:47, ID: H5-19-CS3-005, Description: 1668A-CS3-018B1, Vial: Tray1:1



Quantify Sample Template Report

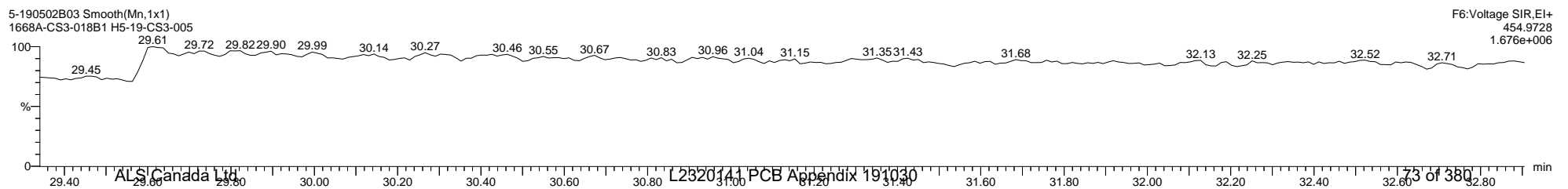
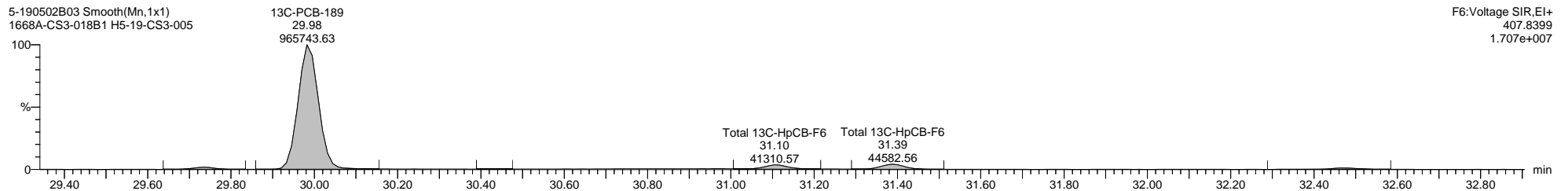
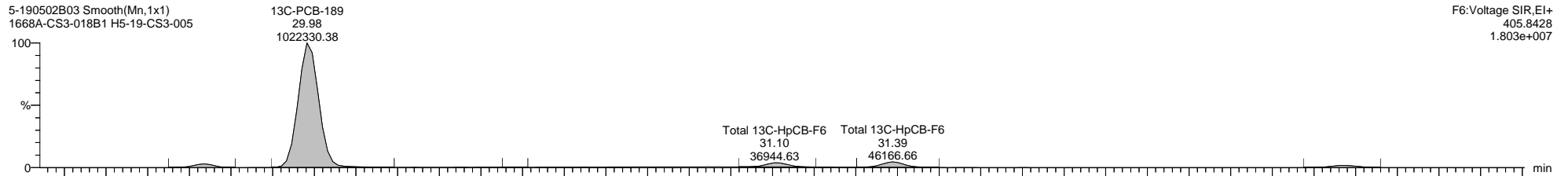
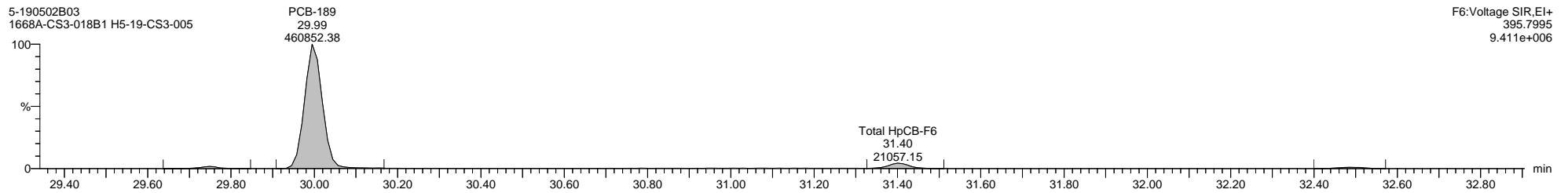
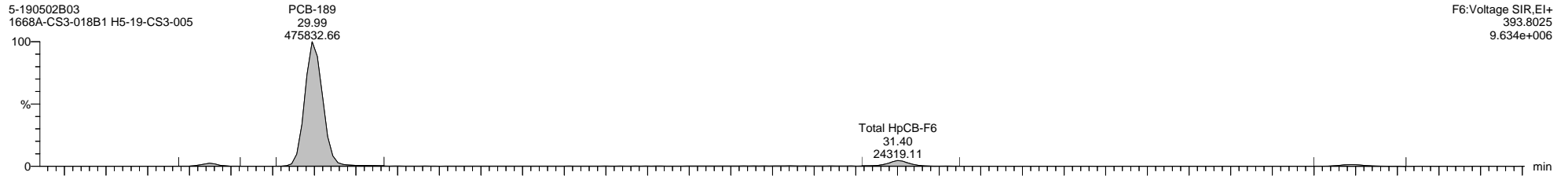
MassLynx MassLynx V4.1 SCN 901

Dataset: I:\Organics Instrument\HIGHRES GCMS Completed Results Files\HR-5\ICALs\5-190502B-ICAL.qld

Last Altered: Friday, May 03, 2019 08:59:50 Eastern Daylight Time

Printed: Thursday, May 16, 2019 16:27:00 Eastern Daylight Time

Name: 5-190502B03, Date: 02-May-2019, Time: 13:31:47, ID: H5-19-CS3-005, Description: 1668A-CS3-018B1, Vial: Tray1:1

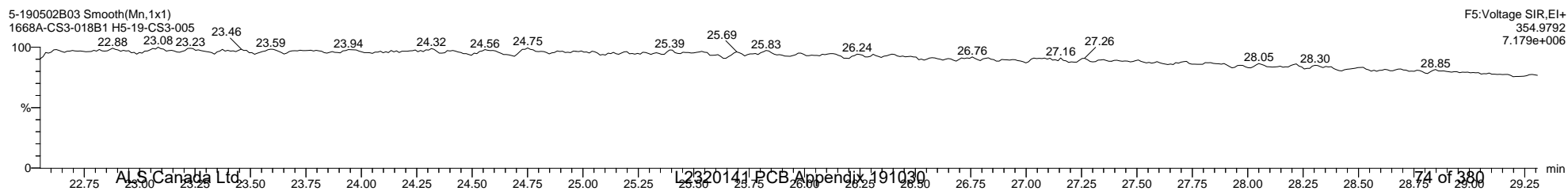
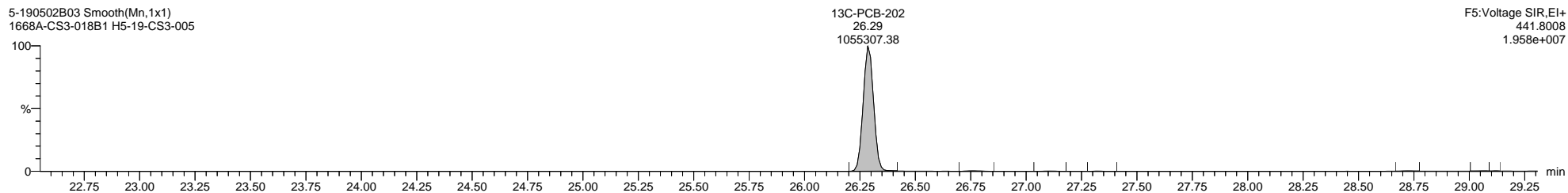
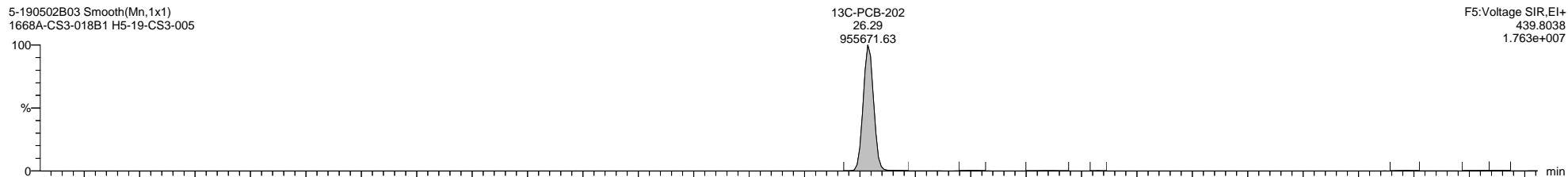
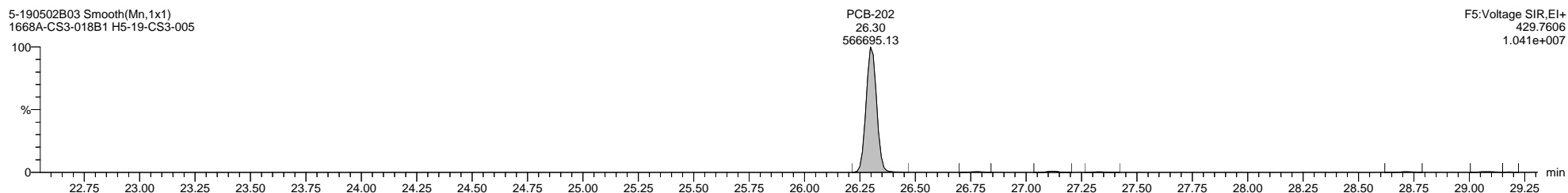
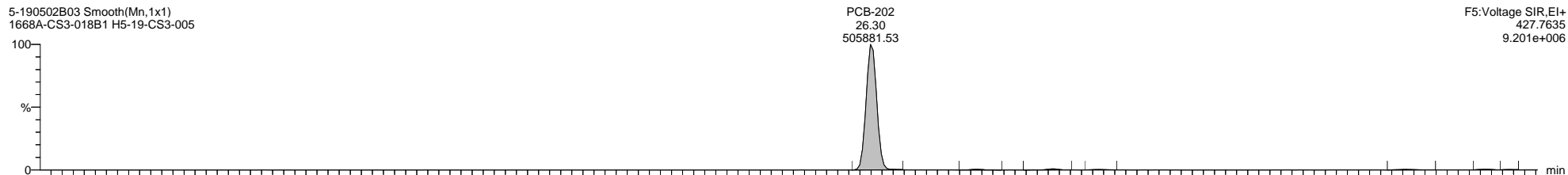


Quantify Sample Template Report MassLynx MassLynx V4.1 SCN 901

Dataset: I:\Organics Instrument\HIGHRES GCMS Completed Results Files\HR-5\ICALs\5-190502B-ICAL.qld

Last Altered: Friday, May 03, 2019 08:59:50 Eastern Daylight Time
Printed: Thursday, May 16, 2019 16:27:00 Eastern Daylight Time

Name: 5-190502B03, Date: 02-May-2019, Time: 13:31:47, ID: H5-19-CS3-005, Description: 1668A-CS3-018B1, Vial: Tray1:1



Quantify Sample Template Report

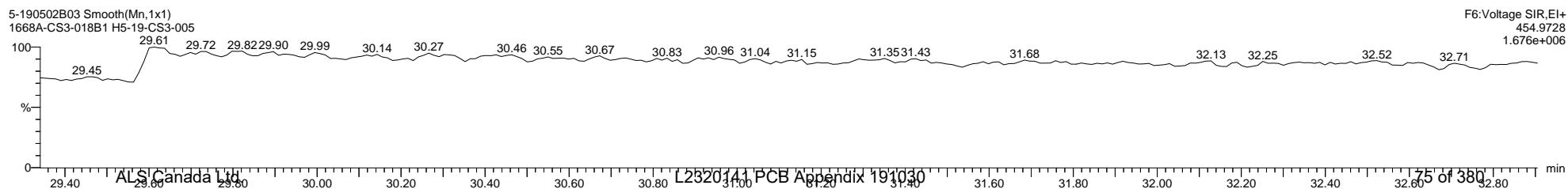
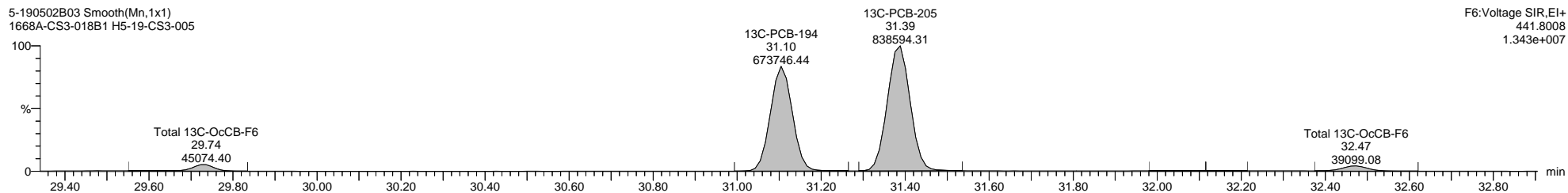
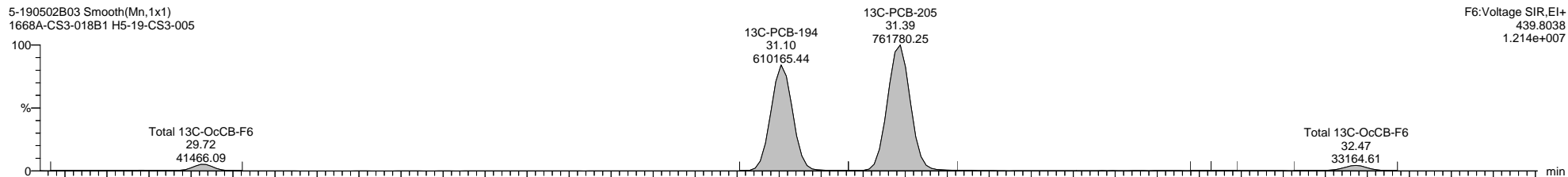
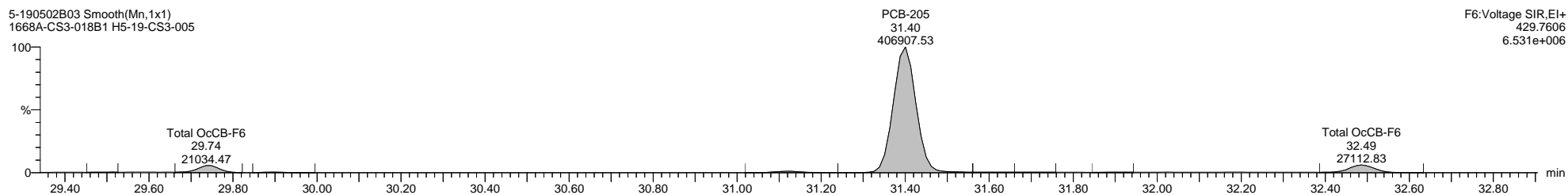
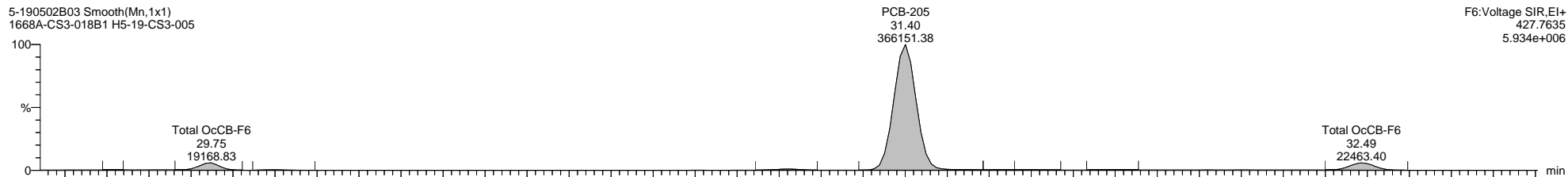
MassLynx MassLynx V4.1 SCN 901

Dataset: I:\Organics Instrument\HIGHRES GCMS Completed Results Files\HR-5ICALs\5-190502B-ICAL.qld

Last Altered: Friday, May 03, 2019 08:59:50 Eastern Daylight Time

Printed: Thursday, May 16, 2019 16:27:00 Eastern Daylight Time

Name: 5-190502B03, Date: 02-May-2019, Time: 13:31:47, ID: H5-19-CS3-005, Description: 1668A-CS3-018B1, Vial: Tray1:1



Quantify Sample Template Report

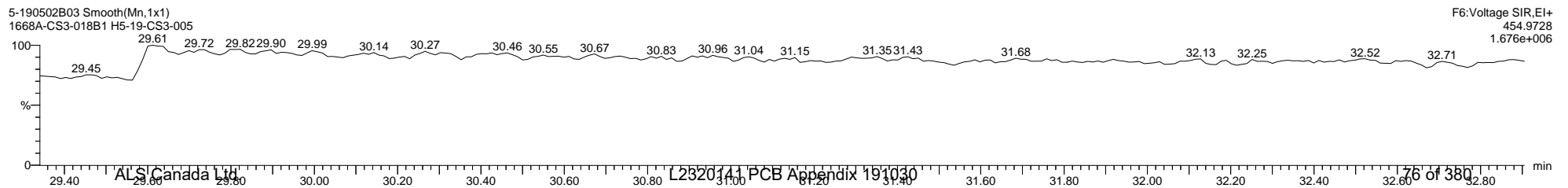
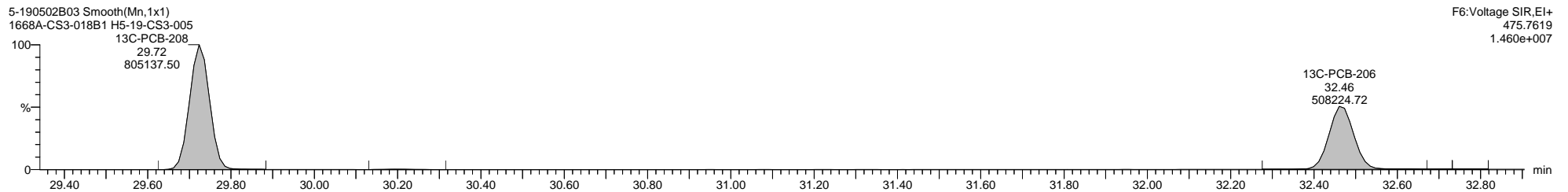

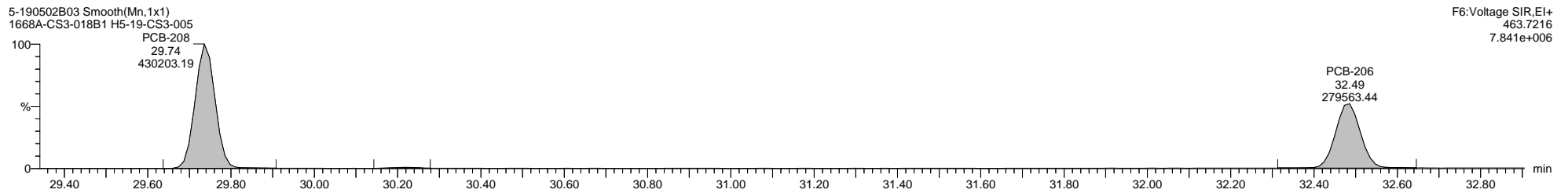
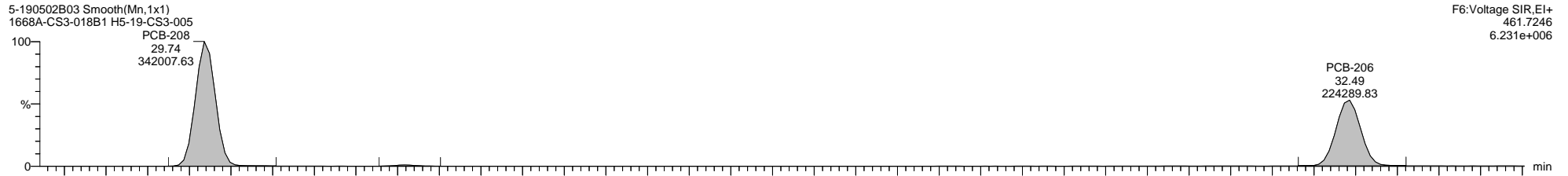
MassLynx MassLynx V4.1 SCN 901

Dataset: I:\Organics Instrument\HIGHRES GCMS Completed Results Files\HR-5\ICALs\5-190502B-ICAL.qld

Last Altered: Friday, May 03, 2019 08:59:50 Eastern Daylight Time

Printed: Thursday, May 16, 2019 16:27:00 Eastern Daylight Time

Name: 5-190502B03, Date: 02-May-2019, Time: 13:31:47, ID: H5-19-CS3-005, Description: 1668A-CS3-018B1, Vial: Tray1:1



Quantify Sample Template Report

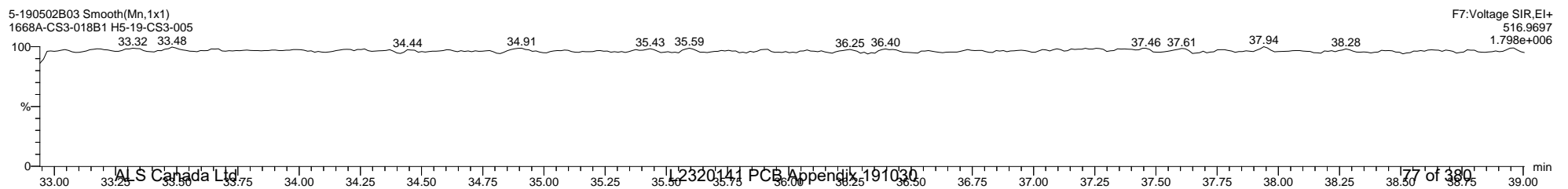
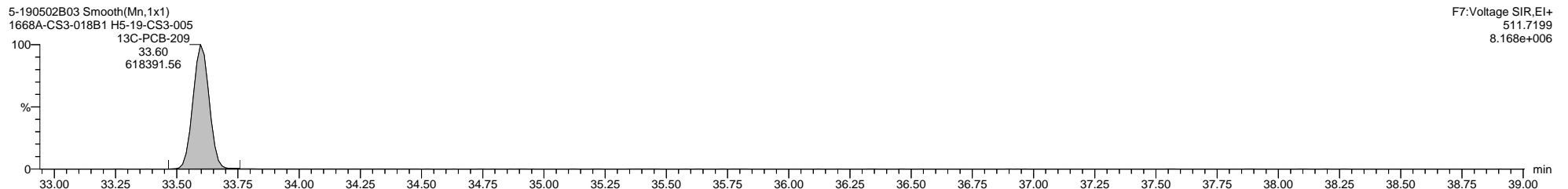
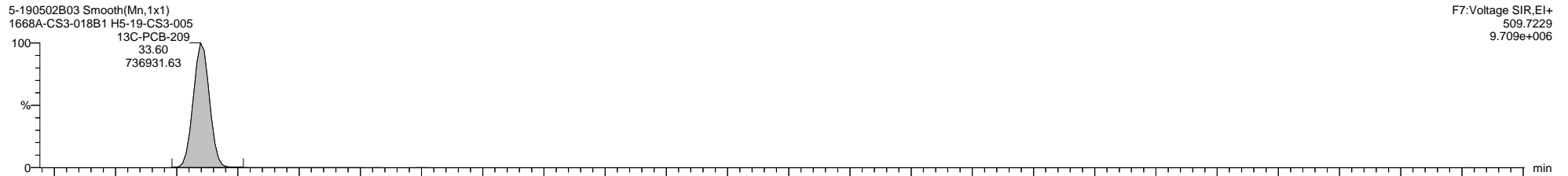
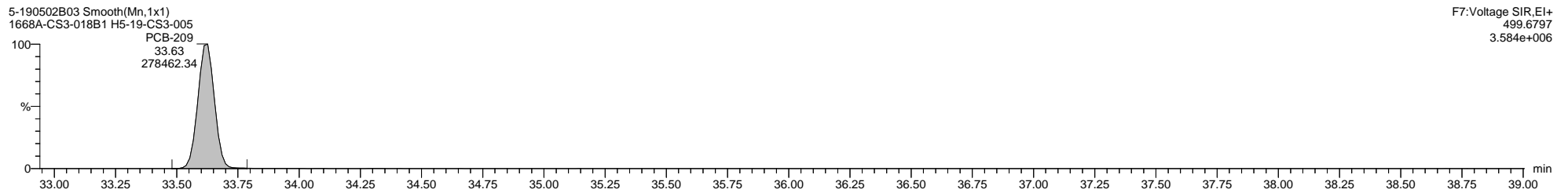
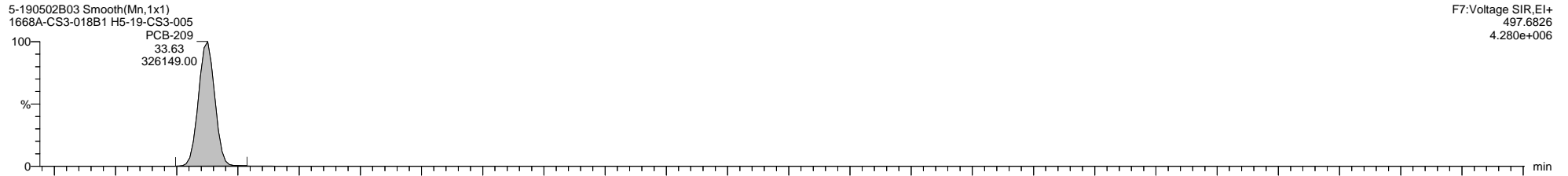
MassLynx MassLynx V4.1 SCN 901

Dataset: I:\Organics Instrument\HIGHRES GCMS Completed Results Files\HR-5\ICALs\5-190502B-ICAL.qld

Last Altered: Friday, May 03, 2019 08:59:50 Eastern Daylight Time

Printed: Thursday, May 16, 2019 16:27:00 Eastern Daylight Time

Name: 5-190502B03, Date: 02-May-2019, Time: 13:31:47, ID: H5-19-CS3-005, Description: 1668A-CS3-018B1, Vial: Tray1:1



Quantify Sample Template Report

MassLynx MassLynx V4.1 SCN 901

Dataset: I:\Organics Instrument\HIGHRES GCMS Completed Results Files\HR-5\ICALs\5-190502B-ICAL.qld

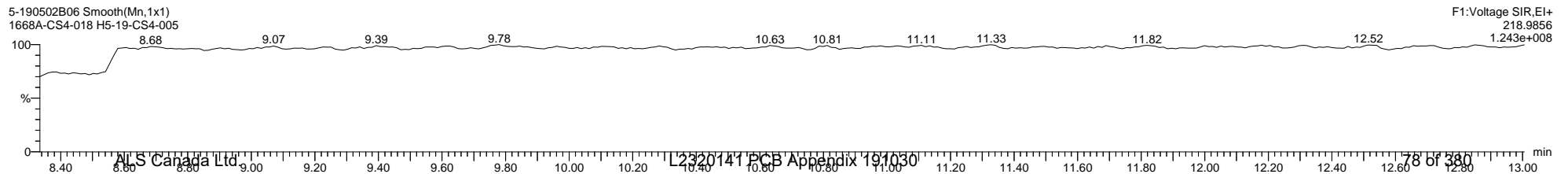
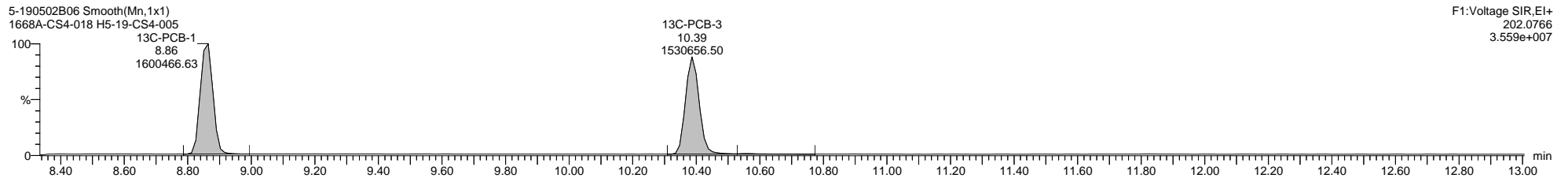
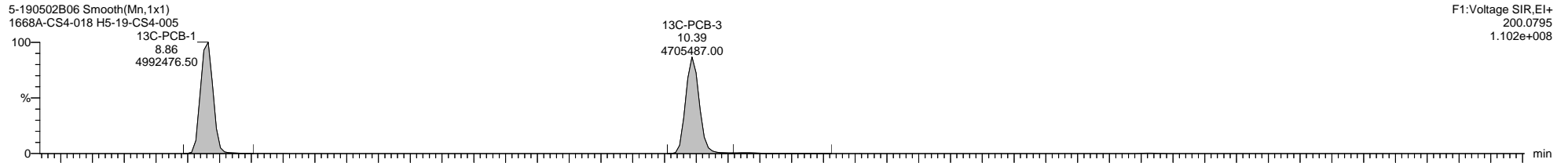
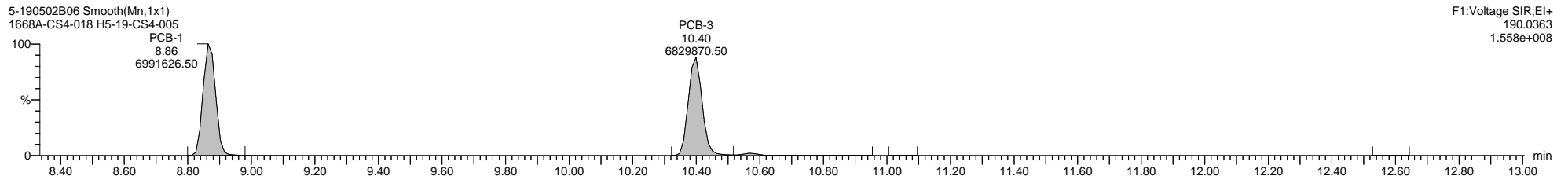
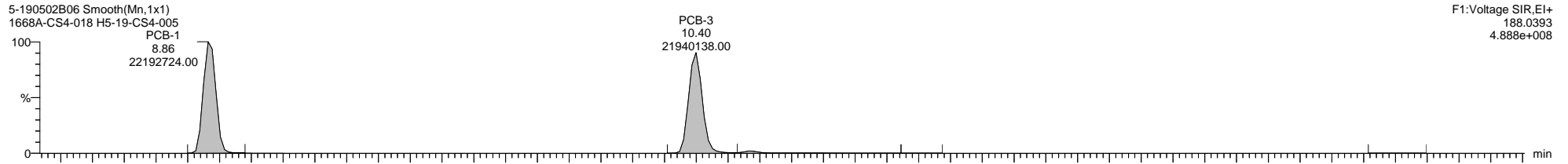
Last Altered: Friday, May 03, 2019 08:59:50 Eastern Daylight Time

Printed: Thursday, May 16, 2019 16:27:00 Eastern Daylight Time

Method: C:\MassLynx\PCB.PRO\MethDB\1668-OCTYL-1-ICAL.mdb 28 Dec 2018 11:55:27

Calibration: C:\MassLynx\PCB.PRO\CurveDB\5-190502B-ICAL.cdb 03 May 2019 08:59:50

Name: 5-190502B06, Date: 02-May-2019, Time: 15:38:16, ID: H5-19-CS4-005, Description: 1668A-CS4-018, Vial: Tray1:44



Quantify Sample Template Report

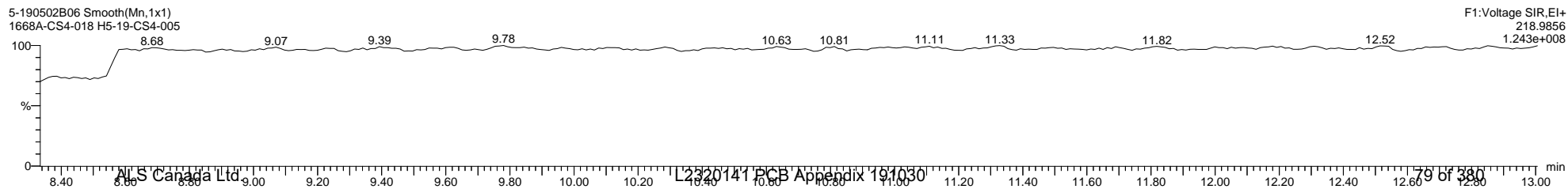
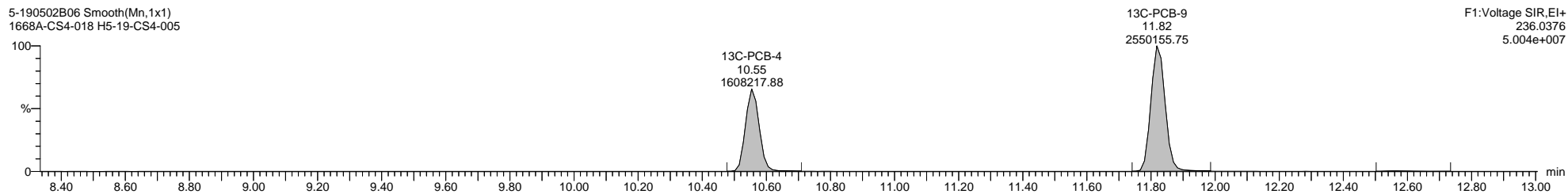
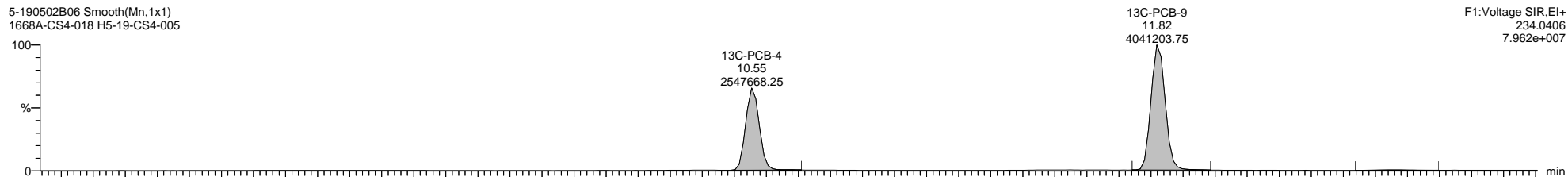
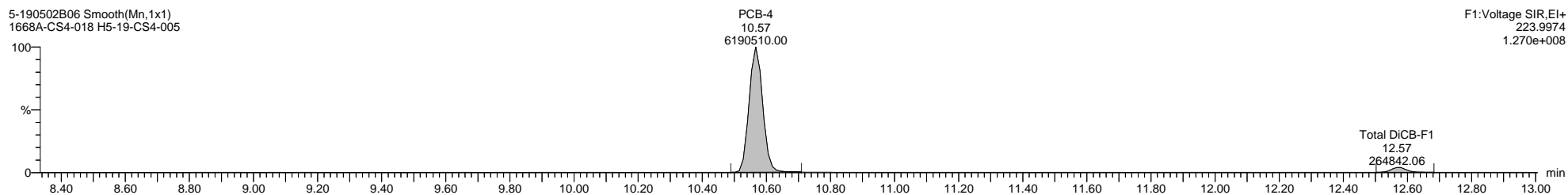
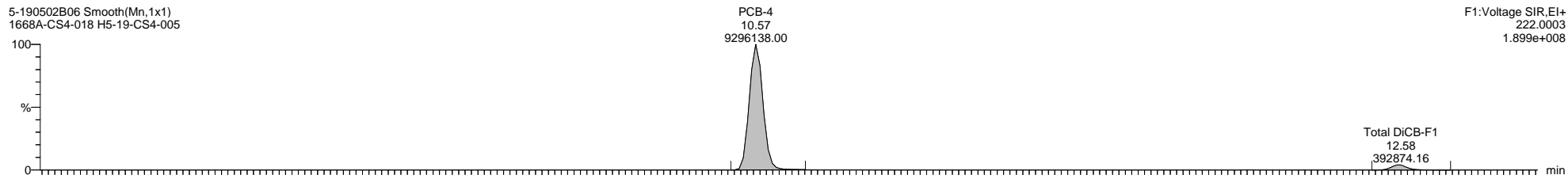
MassLynx MassLynx V4.1 SCN 901

Dataset: I:\Organics Instrument\HIGHRES GCMS Completed Results Files\HR-5\ICALs\5-190502B-ICAL.qld

Last Altered: Friday, May 03, 2019 08:59:50 Eastern Daylight Time

Printed: Thursday, May 16, 2019 16:27:00 Eastern Daylight Time

Name: 5-190502B06, Date: 02-May-2019, Time: 15:38:16, ID: H5-19-CS4-005, Description: 1668A-CS4-018, Vial: Tray1:44



Quantify Sample Template Report

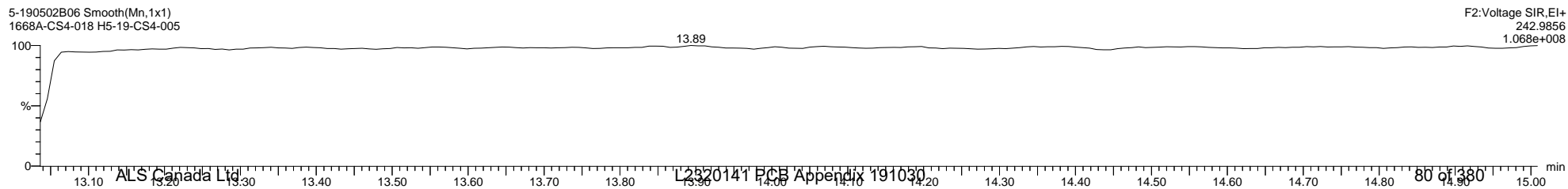
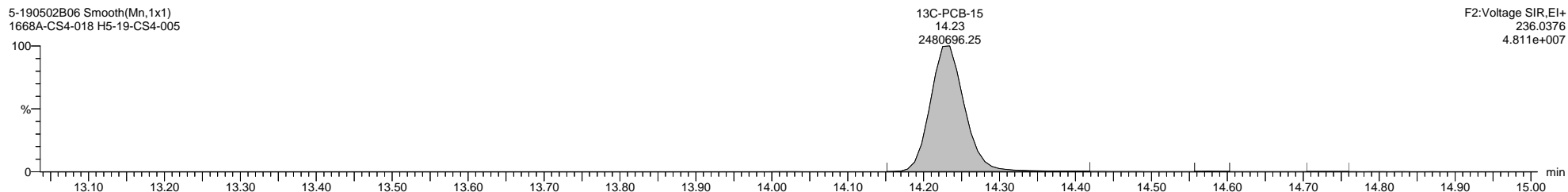

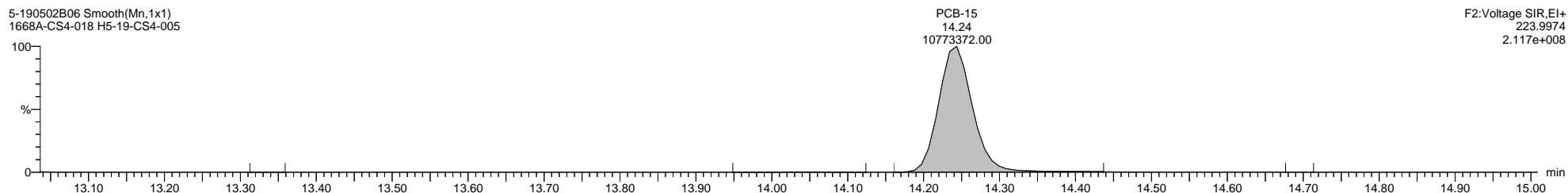

MassLynx MassLynx V4.1 SCN 901

Dataset: I:\Organics Instrument\HIGHRES GCMS Completed Results Files\HR-5\ICALs\5-190502B-ICAL.qld

Last Altered: Friday, May 03, 2019 08:59:50 Eastern Daylight Time

Printed: Thursday, May 16, 2019 16:27:00 Eastern Daylight Time

Name: 5-190502B06, Date: 02-May-2019, Time: 15:38:16, ID: H5-19-CS4-005, Description: 1668A-CS4-018, Vial: Tray1:44



Quantify Sample Template Report

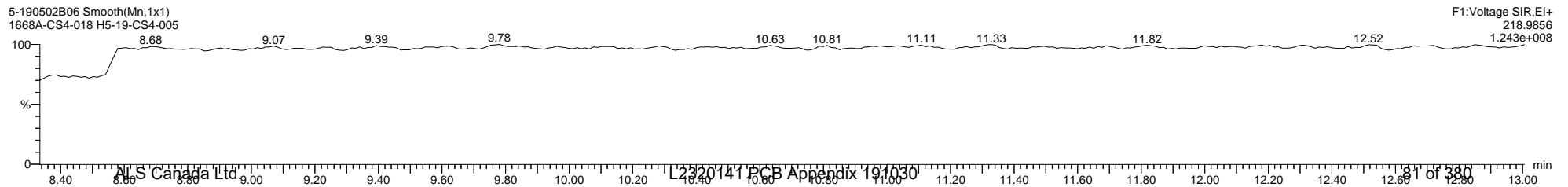
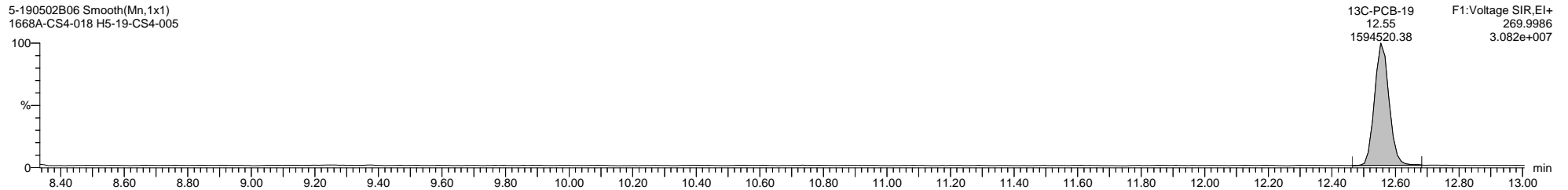

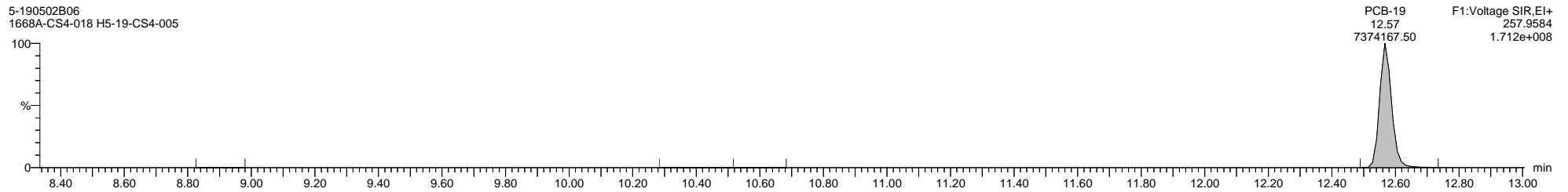

MassLynx MassLynx V4.1 SCN 901

Dataset: I:\Organics Instrument\HIGHRES GCMS Completed Results Files\HR-5\ICALs\5-190502B-ICAL.qld

Last Altered: Friday, May 03, 2019 08:59:50 Eastern Daylight Time

Printed: Thursday, May 16, 2019 16:27:00 Eastern Daylight Time

Name: 5-190502B06, Date: 02-May-2019, Time: 15:38:16, ID: H5-19-CS4-005, Description: 1668A-CS4-018, Vial: Tray1:44



Quantify Sample Template Report

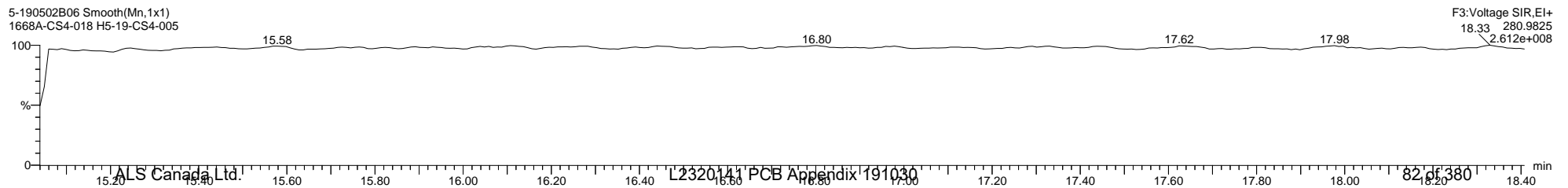
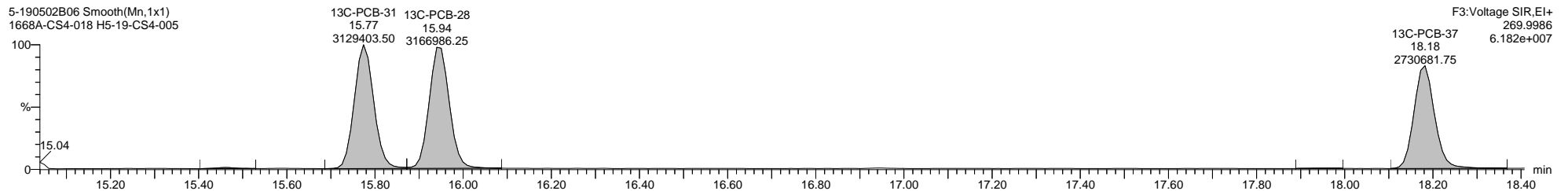

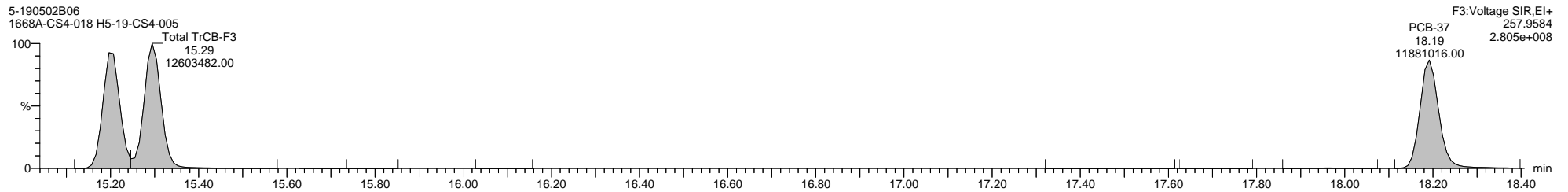
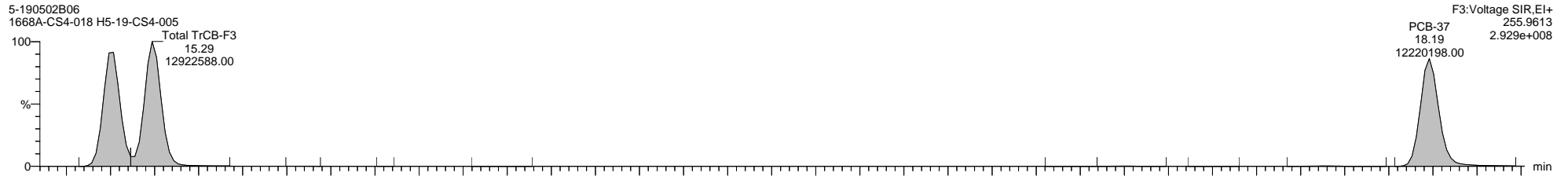
MassLynx MassLynx V4.1 SCN 901

Dataset: I:\Organics Instrument\HIGHRES GCMS Completed Results Files\HR-5\ICALs\5-190502B-ICAL.qld

Last Altered: Friday, May 03, 2019 08:59:50 Eastern Daylight Time

Printed: Thursday, May 16, 2019 16:27:00 Eastern Daylight Time

Name: 5-190502B06, Date: 02-May-2019, Time: 15:38:16, ID: H5-19-CS4-005, Description: 1668A-CS4-018, Vial: Tray1:44



Quantify Sample Template Report

MassLynx MassLynx V4.1 SCN 901


Dataset: I:\Organics Instrument\HIGHRES GCMS Completed Results Files\HR-5\ICALs\5-190502B-ICAL.qld

Last Altered: Friday, May 03, 2019 08:59:50 Eastern Daylight Time

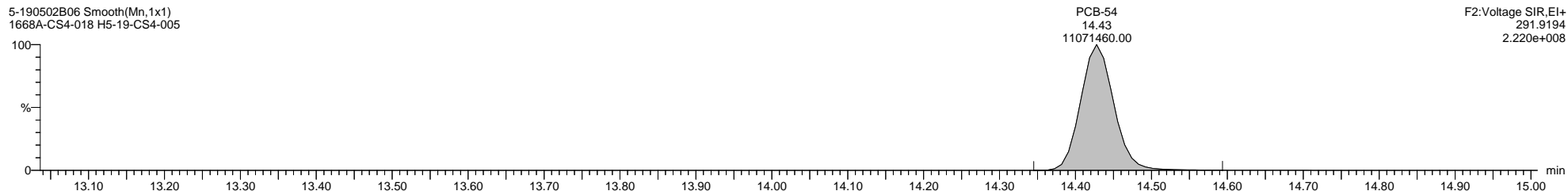
Printed: Thursday, May 16, 2019 16:27:00 Eastern Daylight Time

Name: 5-190502B06, Date: 02-May-2019, Time: 15:38:16, ID: H5-19-CS4-005, Description: 1668A-CS4-018, Vial: Tray1:44


5-190502B06 Smooth(Mn,1x1)
1668A-CS4-018 H5-19-CS4-005



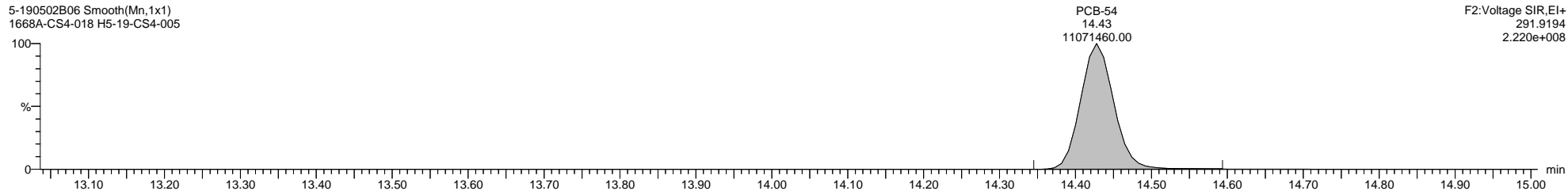
5-190502B06 Smooth(Mn,1x1)
1668A-CS4-018 H5-19-CS4-005



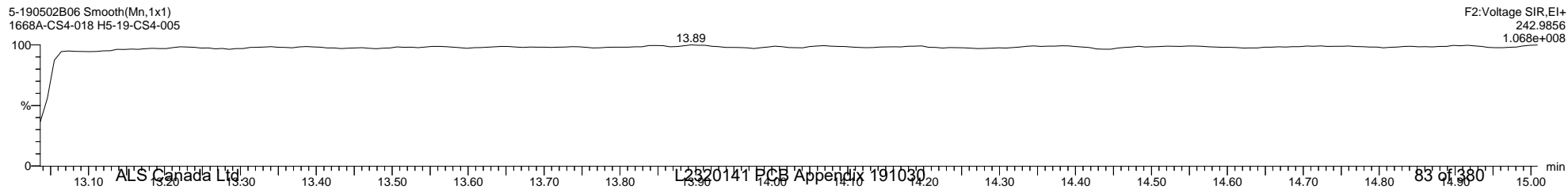
5-190502B06 Smooth(Mn,1x1)
1668A-CS4-018 H5-19-CS4-005



5-190502B06 Smooth(Mn,1x1)
1668A-CS4-018 H5-19-CS4-005



5-190502B06 Smooth(Mn,1x1)
1668A-CS4-018 H5-19-CS4-005



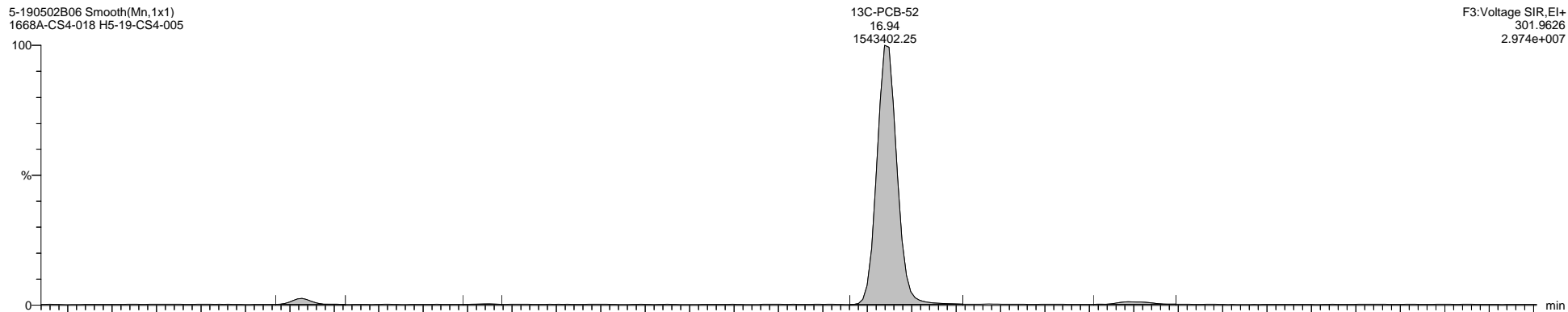
Dataset: I:\Organics Instrument\HIGHRES GCMS Completed Results Files\HR-5\ICALs\5-190502B-ICAL.qld

Last Altered: Friday, May 03, 2019 08:59:50 Eastern Daylight Time

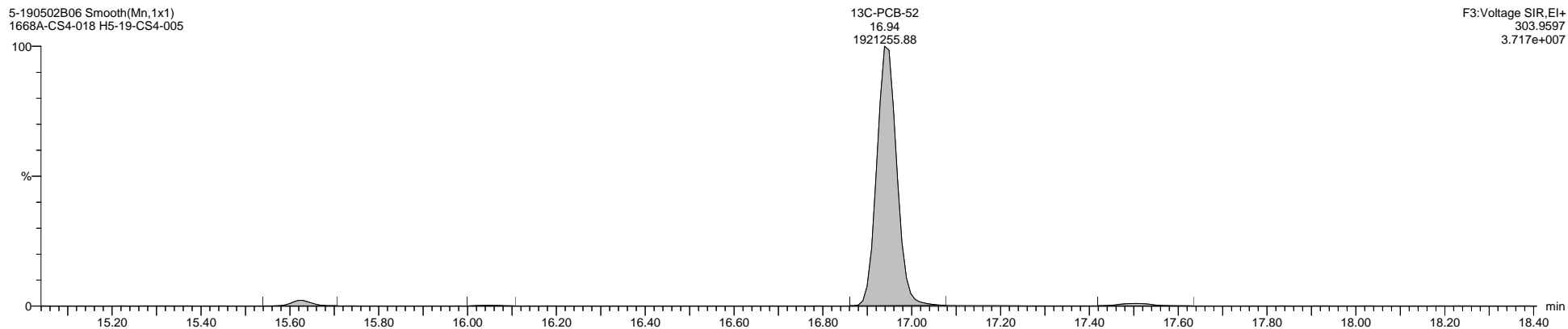
Printed: Thursday, May 16, 2019 16:27:00 Eastern Daylight Time

Name: 5-190502B06, Date: 02-May-2019, Time: 15:38:16, ID: H5-19-CS4-005, Description: 1668A-CS4-018, Vial: Tray1:44

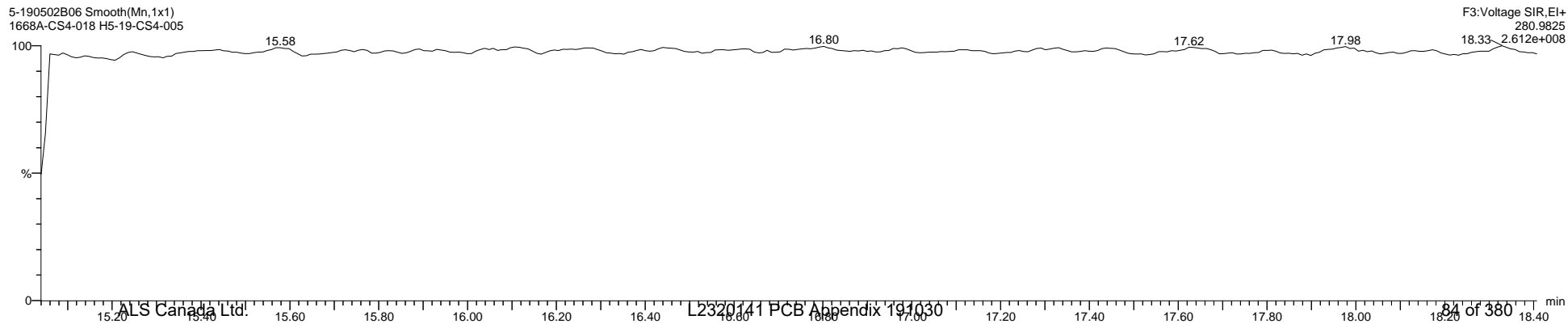
5-190502B06 Smooth(Mn,1x1)
1668A-CS4-018 H5-19-CS4-005



5-190502B06 Smooth(Mn,1x1)
1668A-CS4-018 H5-19-CS4-005



5-190502B06 Smooth(Mn,1x1)
1668A-CS4-018 H5-19-CS4-005



Quantify Sample Template Report

MassLynx MassLynx V4.1 SCN 901

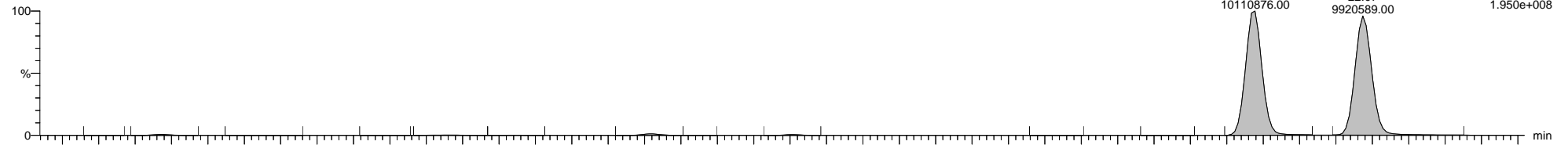
Dataset: I:\Organics Instrument\HIGHRES GCMS Completed Results Files\HR-5\ICALs\5-190502B-ICAL.qld

Last Altered: Friday, May 03, 2019 08:59:50 Eastern Daylight Time

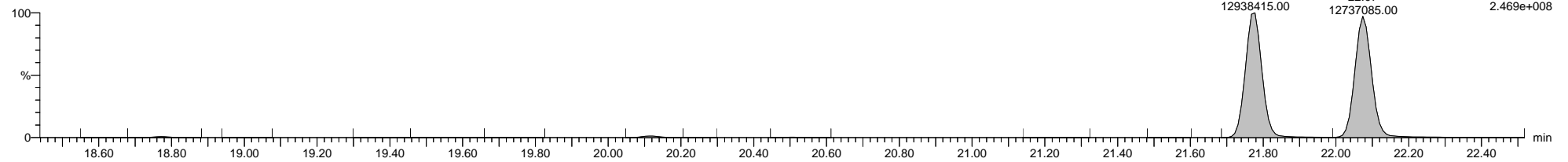
Printed: Thursday, May 16, 2019 16:27:00 Eastern Daylight Time

Name: 5-190502B06, Date: 02-May-2019, Time: 15:38:16, ID: H5-19-CS4-005, Description: 1668A-CS4-018, Vial: Tray1:44


5-190502B06 Smooth(Mn,1x1)
1668A-CS4-018 H5-19-CS4-005



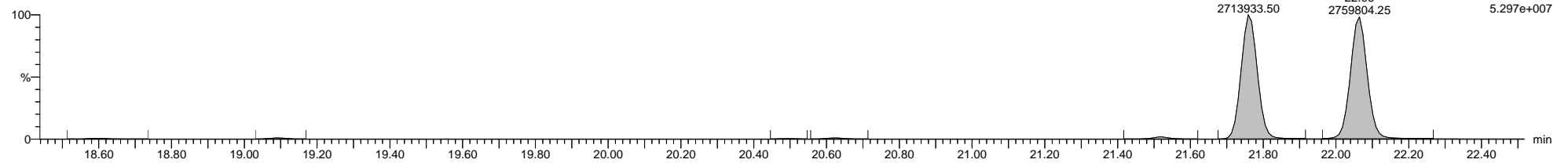
5-190502B06 Smooth(Mn,1x1)
1668A-CS4-018 H5-19-CS4-005



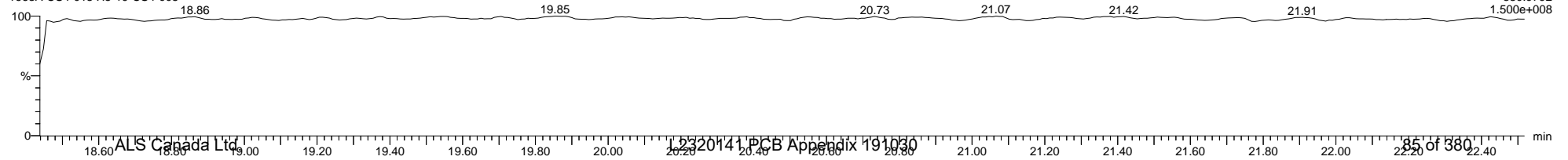
5-190502B06 Smooth(Mn,1x1)
1668A-CS4-018 H5-19-CS4-005



5-190502B06 Smooth(Mn,1x1)
1668A-CS4-018 H5-19-CS4-005



5-190502B06 Smooth(Mn,1x1)
1668A-CS4-018 H5-19-CS4-005



Quantify Sample Template Report

MassLynx MassLynx V4.1 SCN 901


Dataset: I:\Organics Instrument\HIGHRES GCMS Completed Results Files\HR-5\ICALs\5-190502B-ICAL.qld

Last Altered: Friday, May 03, 2019 08:59:50 Eastern Daylight Time

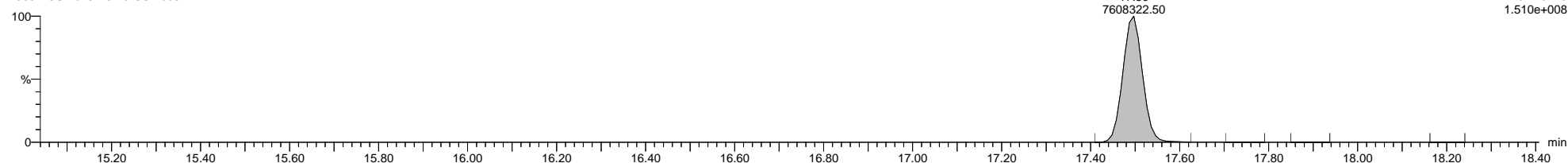
Printed: Thursday, May 16, 2019 16:27:00 Eastern Daylight Time

Name: 5-190502B06, Date: 02-May-2019, Time: 15:38:16, ID: H5-19-CS4-005, Description: 1668A-CS4-018, Vial: Tray1:44


5-190502B06 Smooth(Mn,1x1)
1668A-CS4-018 H5-19-CS4-005



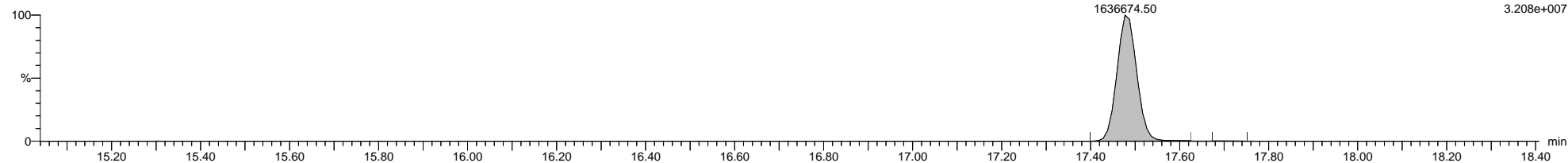
5-190502B06 Smooth(Mn,1x1)
1668A-CS4-018 H5-19-CS4-005



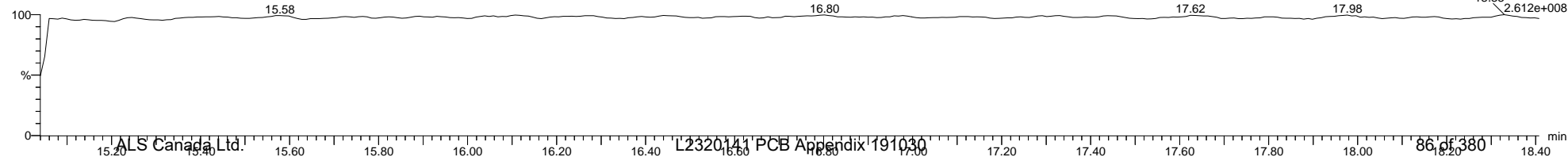
5-190502B06 Smooth(Mn,1x1)
1668A-CS4-018 H5-19-CS4-005



5-190502B06 Smooth(Mn,1x1)
1668A-CS4-018 H5-19-CS4-005



5-190502B06 Smooth(Mn,1x1)
1668A-CS4-018 H5-19-CS4-005



Quantify Sample Template Report

MassLynx MassLynx V4.1 SCN 901

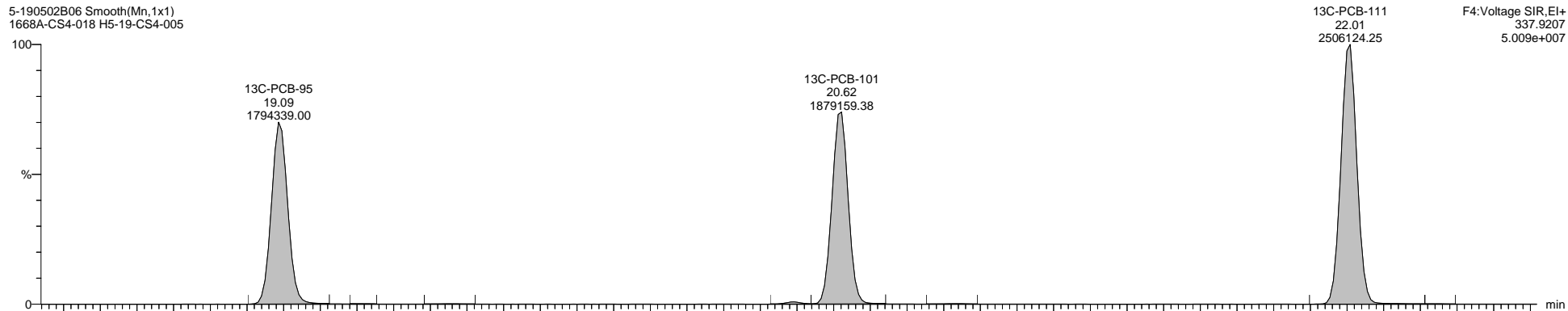
Dataset: I:\Organics Instrument\HIGHRES GCMS Completed Results Files\HR-5\ICALs\5-190502B-ICAL.qld

Last Altered: Friday, May 03, 2019 08:59:50 Eastern Daylight Time

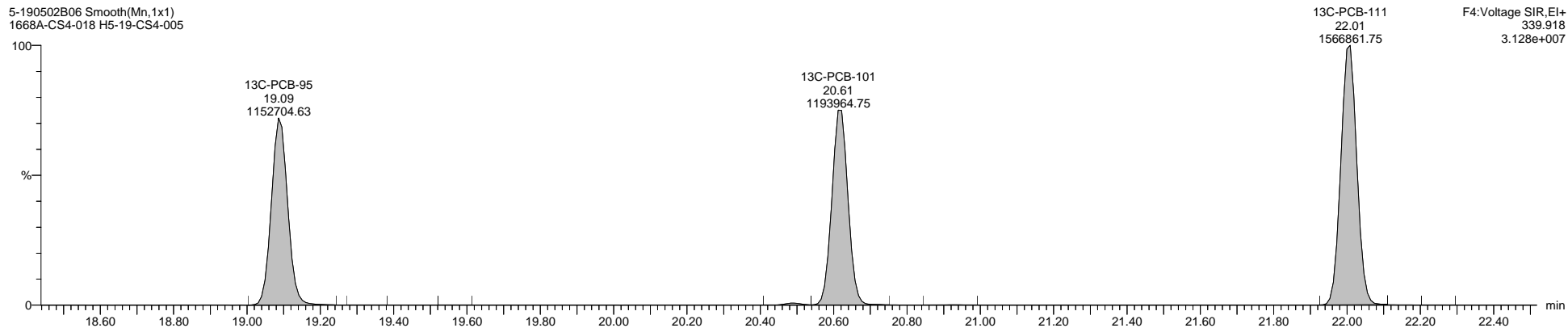
Printed: Thursday, May 16, 2019 16:27:00 Eastern Daylight Time

Name: 5-190502B06, Date: 02-May-2019, Time: 15:38:16, ID: H5-19-CS4-005, Description: 1668A-CS4-018, Vial: Tray1:44

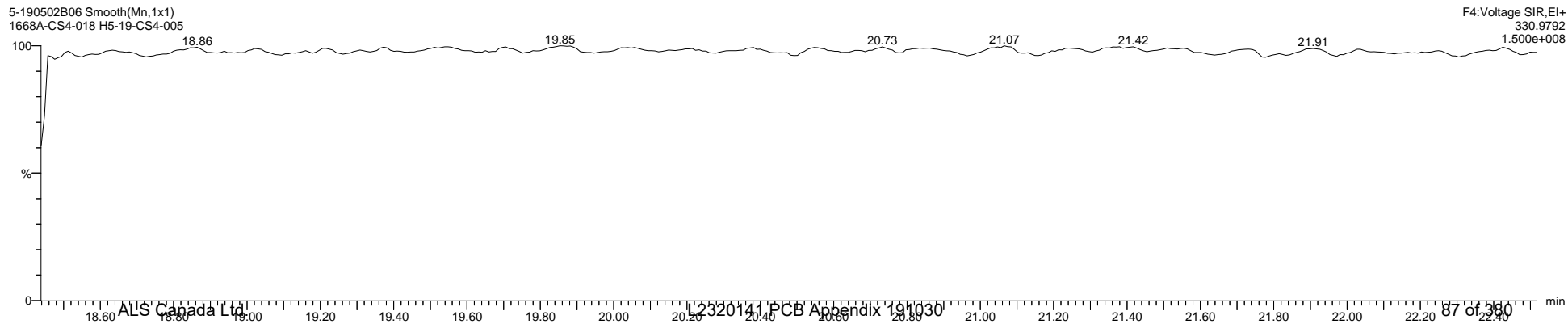
5-190502B06 Smooth(Mn,1x1)
1668A-CS4-018 H5-19-CS4-005



5-190502B06 Smooth(Mn,1x1)
1668A-CS4-018 H5-19-CS4-005



5-190502B06 Smooth(Mn,1x1)
1668A-CS4-018 H5-19-CS4-005



Quantify Sample Template Report

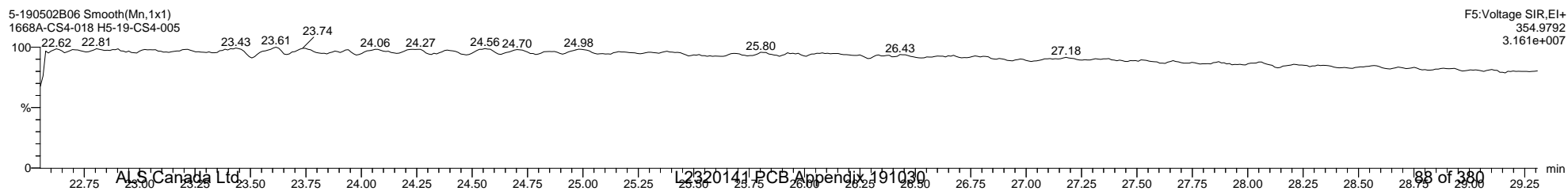
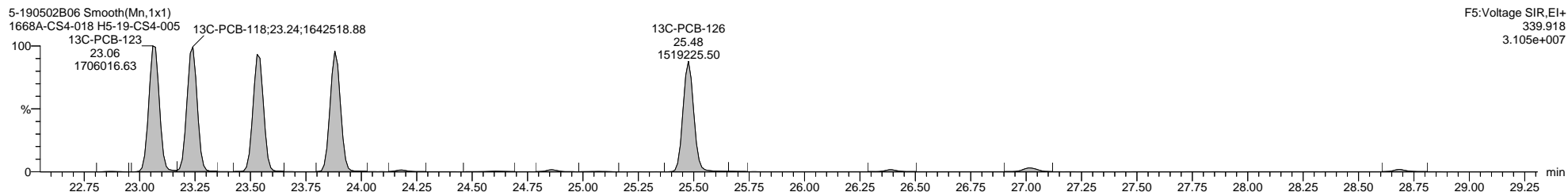
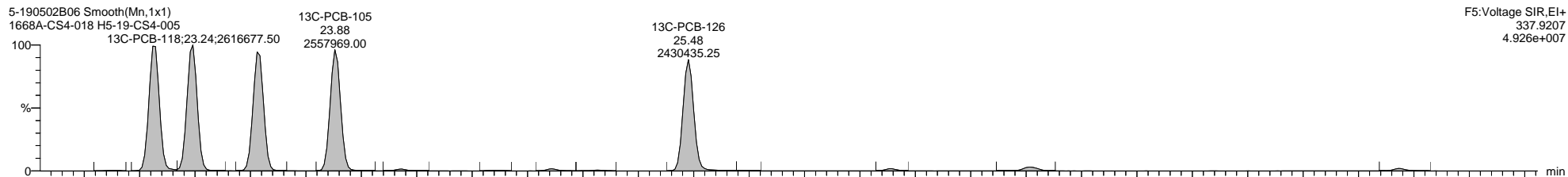
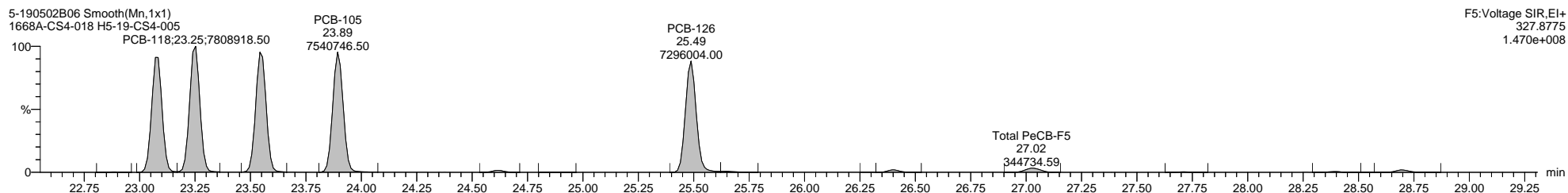
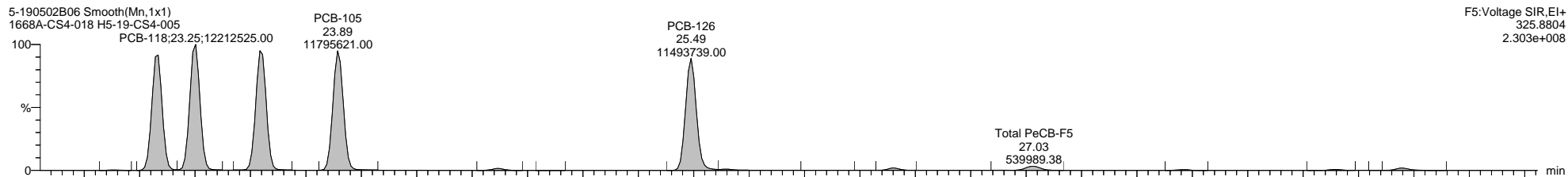
MassLynx MassLynx V4.1 SCN 901

Dataset: I:\Organics Instrument\HIGHRES GCMS Completed Results Files\HR-5\ICALs\5-190502B-ICAL.qld

Last Altered: Friday, May 03, 2019 08:59:50 Eastern Daylight Time

Printed: Thursday, May 16, 2019 16:27:00 Eastern Daylight Time

Name: 5-190502B06, Date: 02-May-2019, Time: 15:38:16, ID: H5-19-CS4-005, Description: 1668A-CS4-018, Vial: Tray1:44



Quantify Sample Template Report

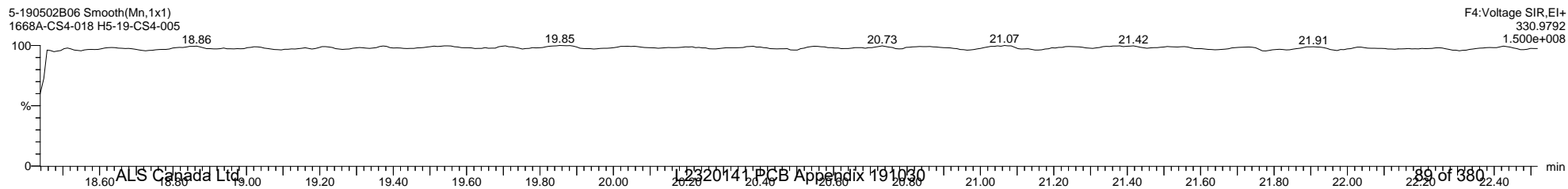
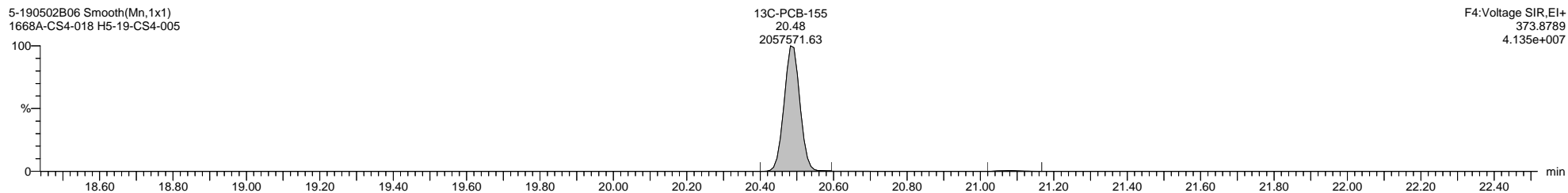
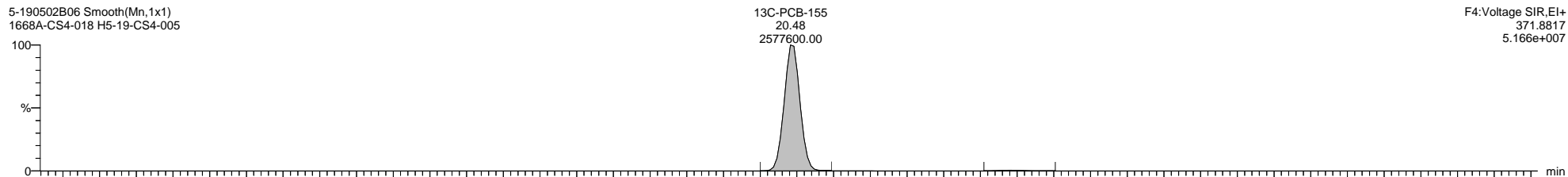
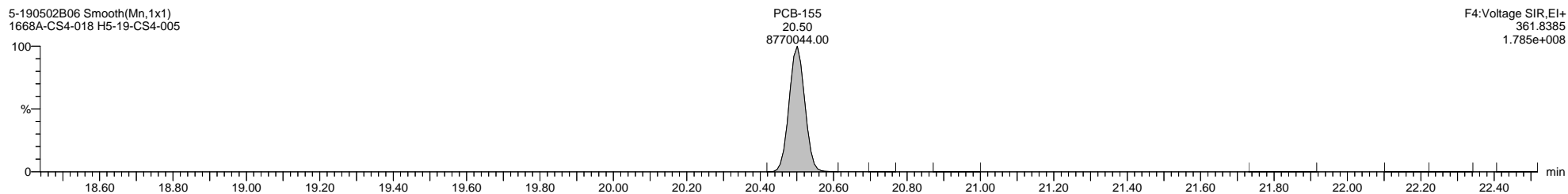
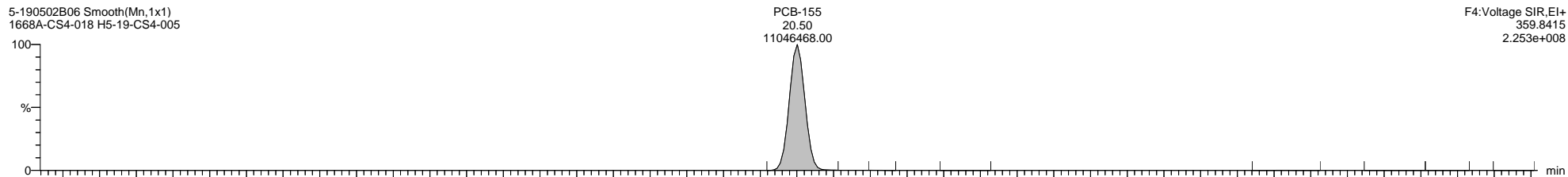
MassLynx MassLynx V4.1 SCN 901

Dataset: I:\Organics Instrument\HIGHRES GCMS Completed Results Files\HR-5ICALs\5-190502B-ICAL.qld

Last Altered: Friday, May 03, 2019 08:59:50 Eastern Daylight Time

Printed: Thursday, May 16, 2019 16:27:00 Eastern Daylight Time

Name: 5-190502B06, Date: 02-May-2019, Time: 15:38:16, ID: H5-19-CS4-005, Description: 1668A-CS4-018, Vial: Tray1:44



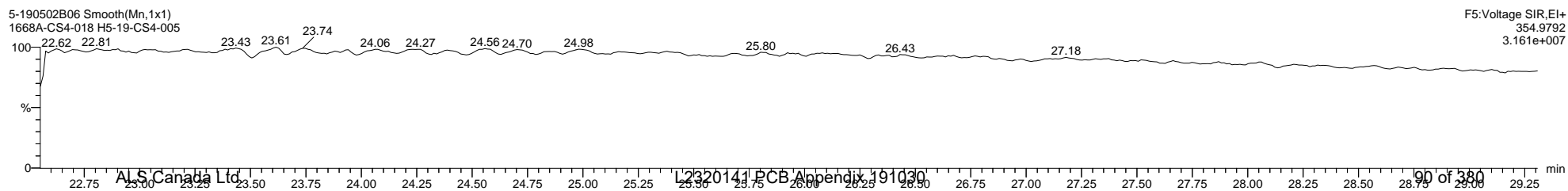
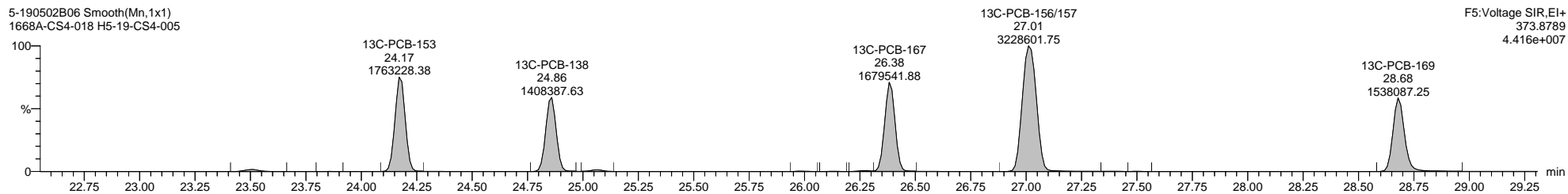
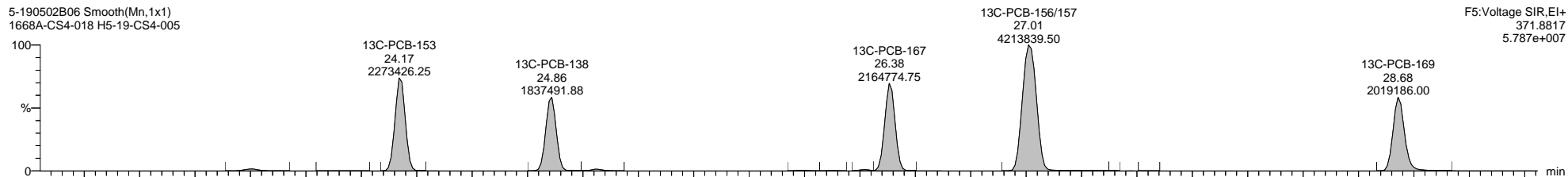
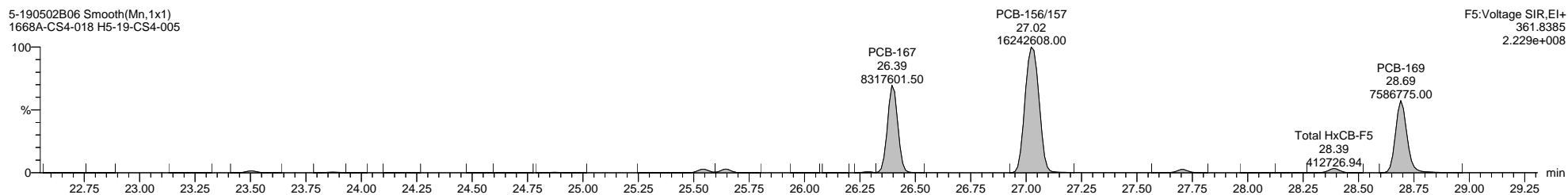
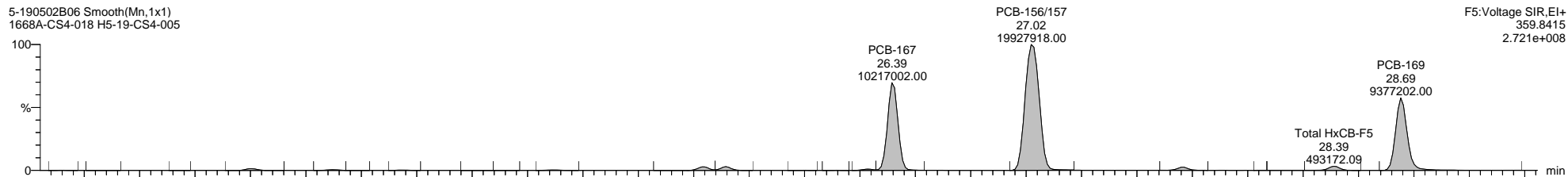
Quantify Sample Template Report **MassLynx MassLynx V4.1 SCN 901**

Dataset: I:\Organics Instrument\HIGHRES GCMS Completed Results Files\HR-5\ICALs\5-190502B-ICAL.qld

Last Altered: Friday, May 03, 2019 08:59:50 Eastern Daylight Time

Printed: Thursday, May 16, 2019 16:27:00 Eastern Daylight Time

Name: 5-190502B06, Date: 02-May-2019, Time: 15:38:16, ID: H5-19-CS4-005, Description: 1668A-CS4-018, Vial: Tray1:44



Quantify Sample Template Report

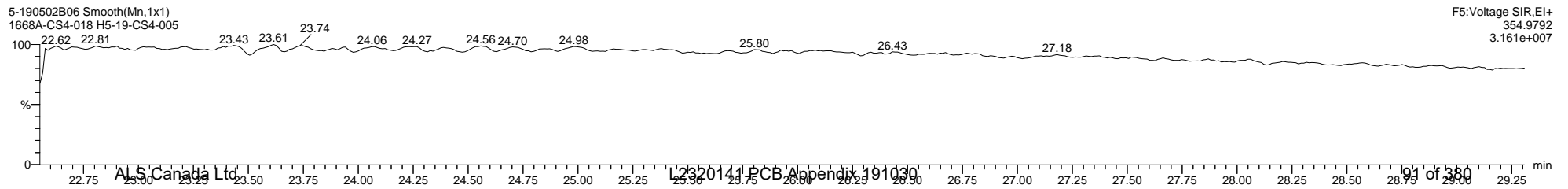
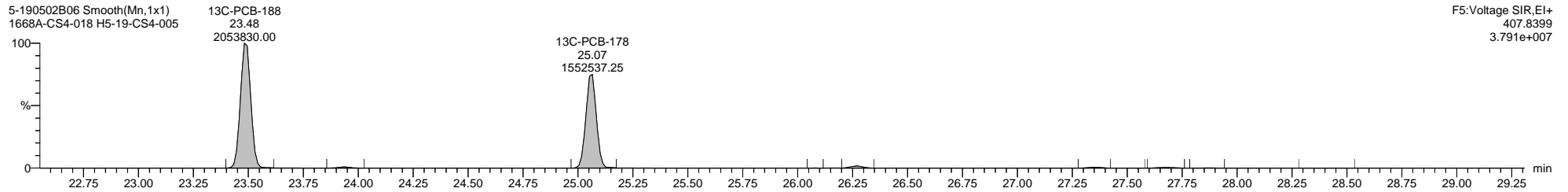
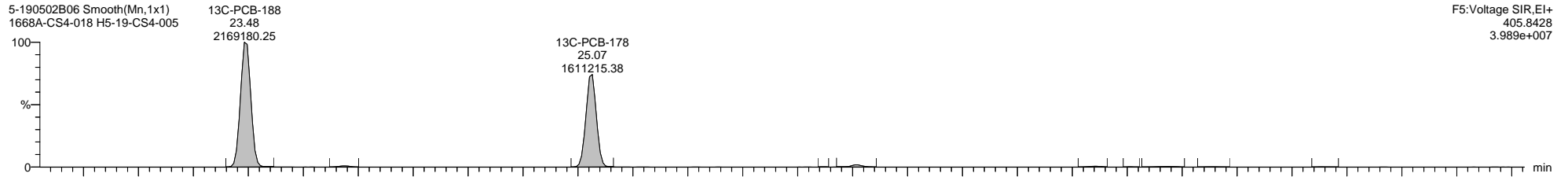
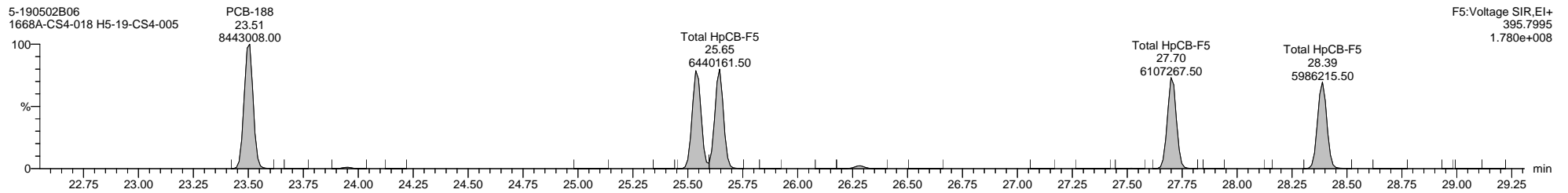
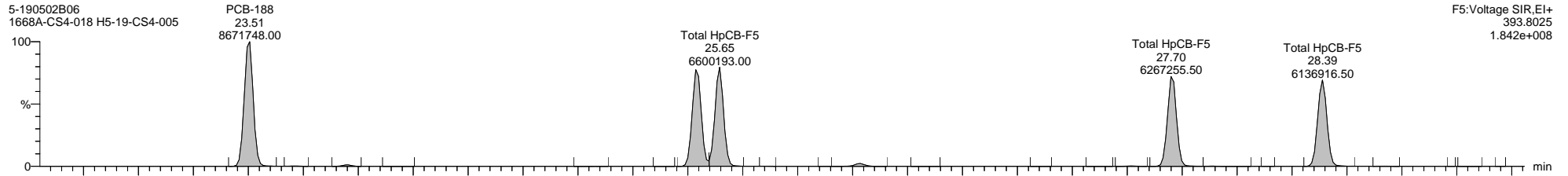
MassLynx MassLynx V4.1 SCN 901

Dataset: I:\Organics Instrument\HIGHRES GCMS Completed Results Files\HR-5\ICALs\5-190502B-ICAL.qld

Last Altered: Friday, May 03, 2019 08:59:50 Eastern Daylight Time

Printed: Thursday, May 16, 2019 16:27:00 Eastern Daylight Time

Name: 5-190502B06, Date: 02-May-2019, Time: 15:38:16, ID: H5-19-CS4-005, Description: 1668A-CS4-018, Vial: Tray1:44



Quantify Sample Template Report

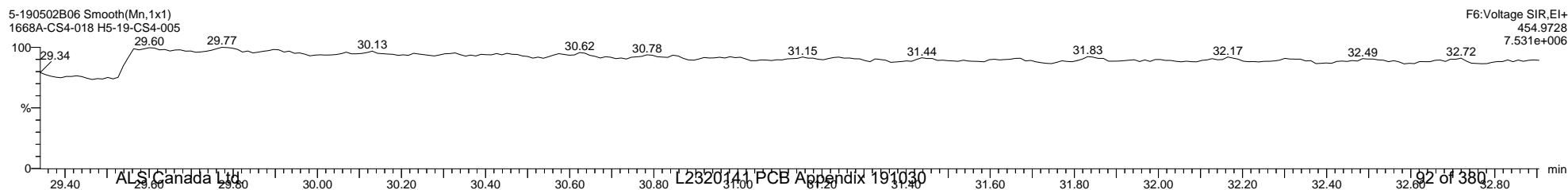
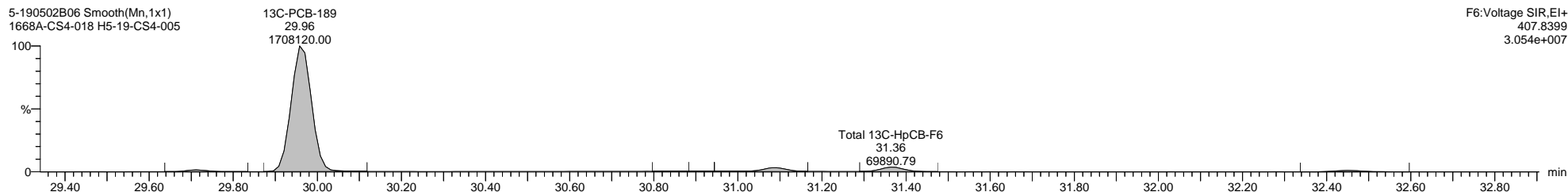

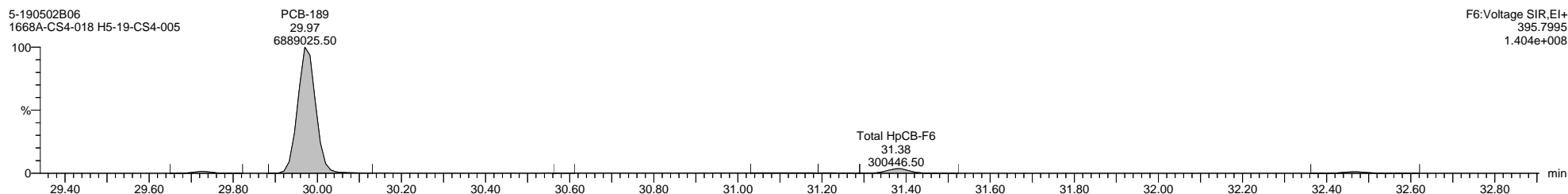

MassLynx MassLynx V4.1 SCN 901

Dataset: I:\Organics Instrument\HIGHRES GCMS Completed Results Files\HR-5\ICALs\5-190502B-ICAL.qld

Last Altered: Friday, May 03, 2019 08:59:50 Eastern Daylight Time

Printed: Thursday, May 16, 2019 16:27:00 Eastern Daylight Time

Name: 5-190502B06, Date: 02-May-2019, Time: 15:38:16, ID: H5-19-CS4-005, Description: 1668A-CS4-018, Vial: Tray1:44

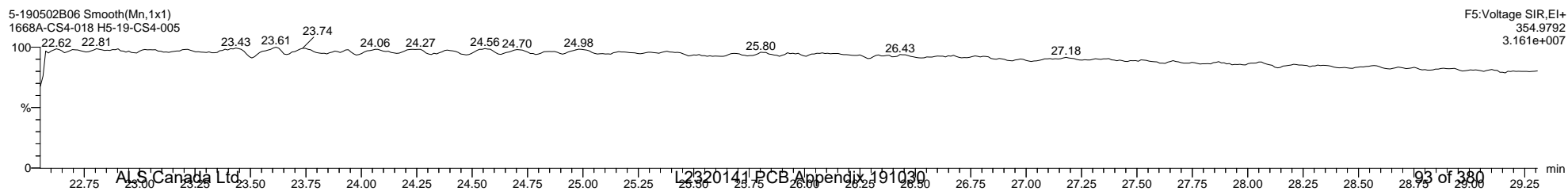
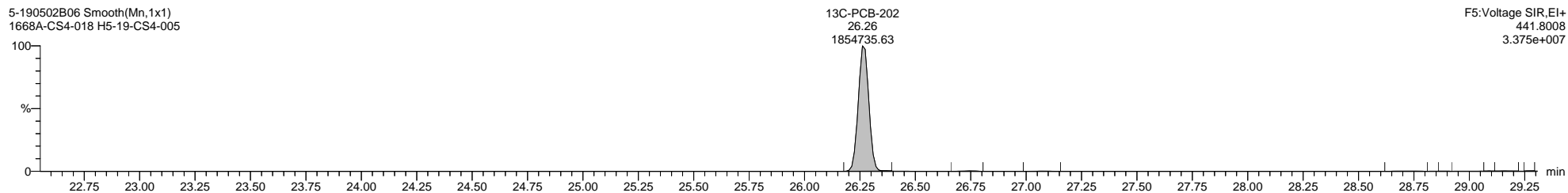
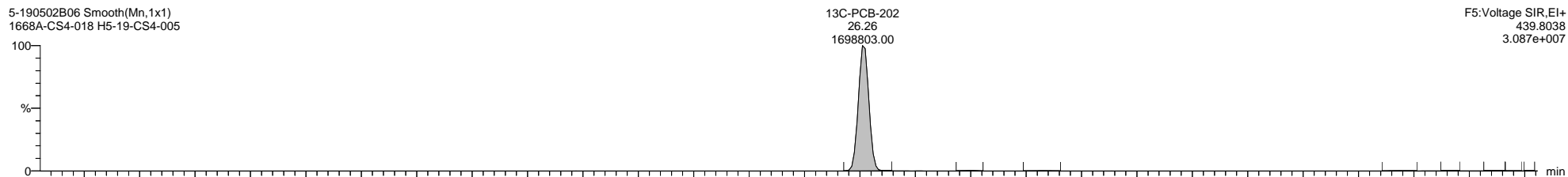
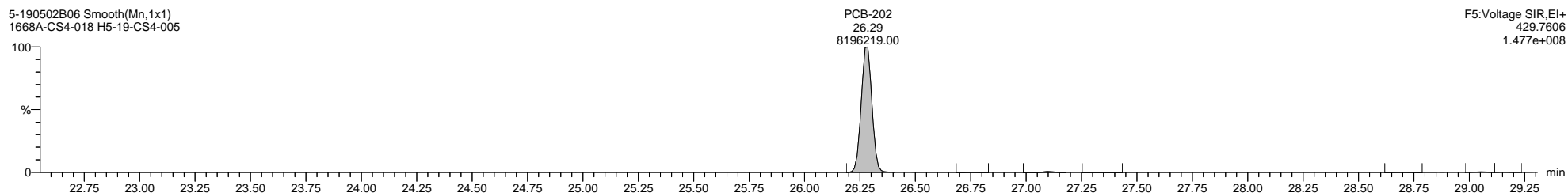
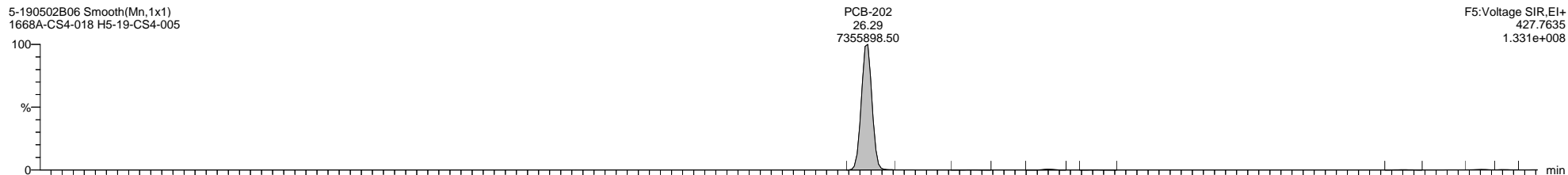


Quantify Sample Template Report MassLynx MassLynx V4.1 SCN 901

Dataset: I:\Organics Instrument\HIGHRES GCMS Completed Results Files\HR-5\ICALs\5-190502B-ICAL.qld

Last Altered: Friday, May 03, 2019 08:59:50 Eastern Daylight Time
Printed: Thursday, May 16, 2019 16:27:00 Eastern Daylight Time

Name: 5-190502B06, Date: 02-May-2019, Time: 15:38:16, ID: H5-19-CS4-005, Description: 1668A-CS4-018, Vial: Tray1:44

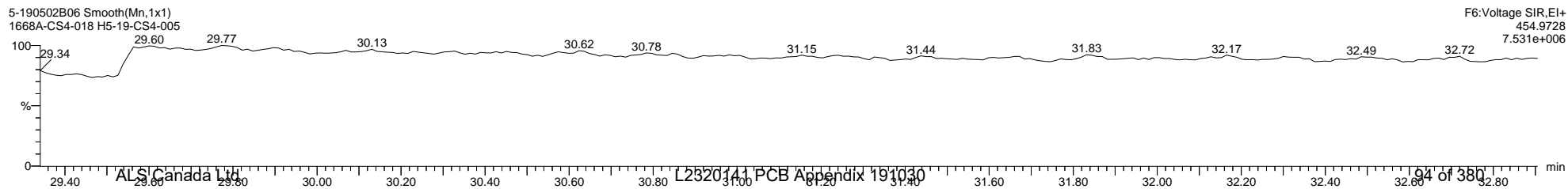
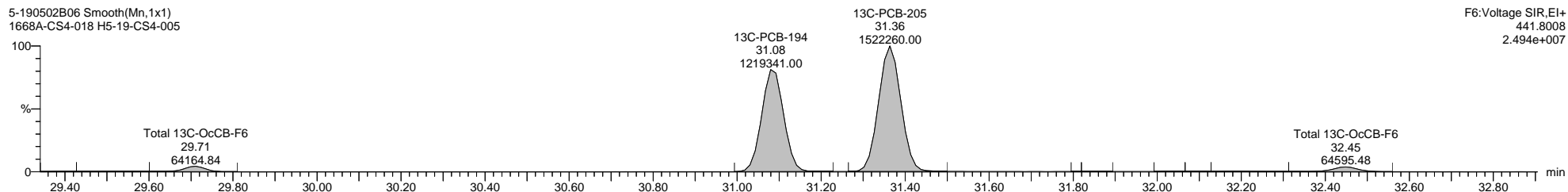
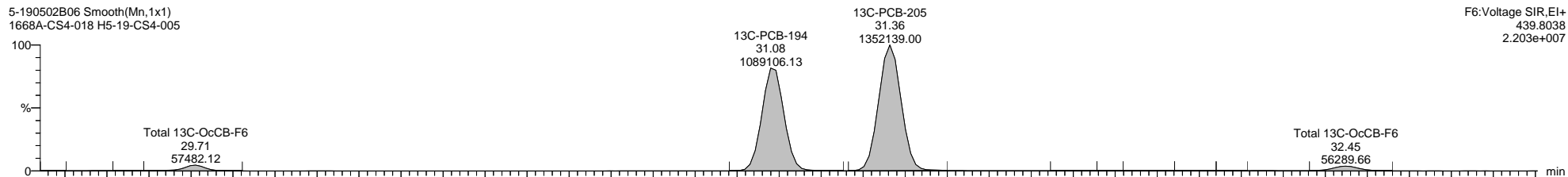
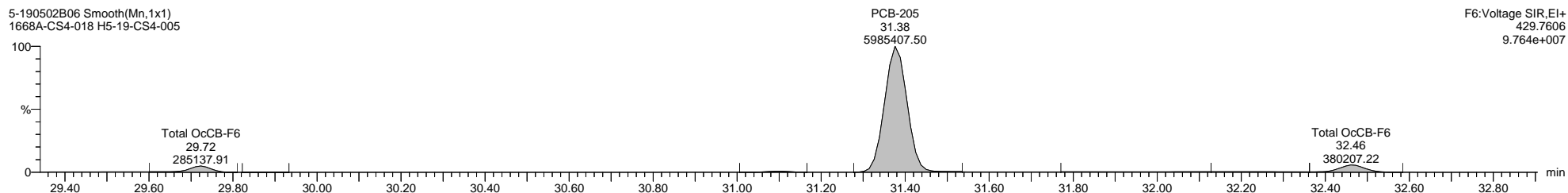
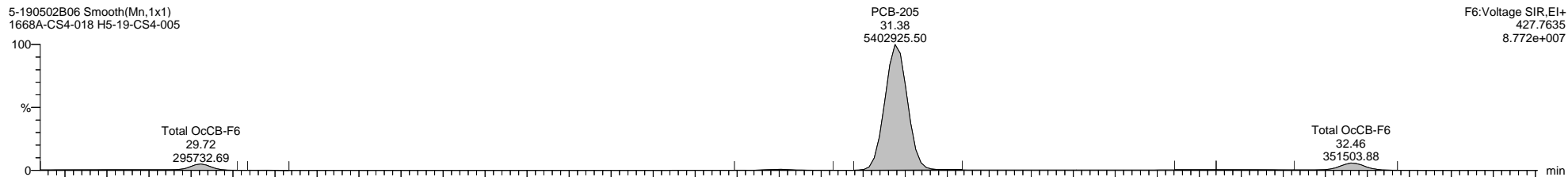


Quantify Sample Template Report MassLynx MassLynx V4.1 SCN 901

Dataset: I:\Organics Instrument\HIGHRES GCMS Completed Results Files\HR-5ICALs\5-190502B-ICAL.qld

Last Altered: Friday, May 03, 2019 08:59:50 Eastern Daylight Time
Printed: Thursday, May 16, 2019 16:27:00 Eastern Daylight Time

Name: 5-190502B06, Date: 02-May-2019, Time: 15:38:16, ID: H5-19-CS4-005, Description: 1668A-CS4-018, Vial: Tray1:44



Quantify Sample Template Report

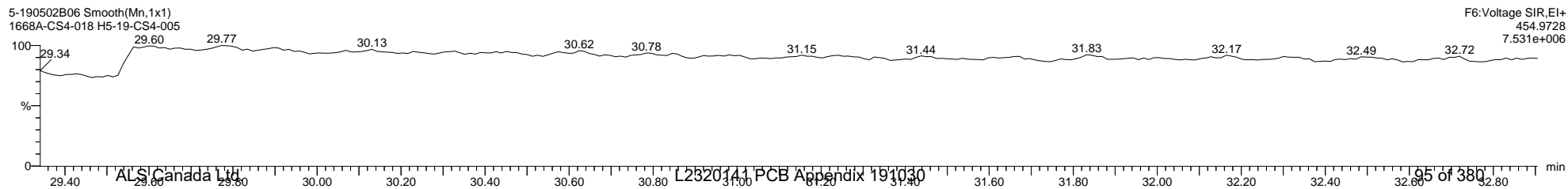
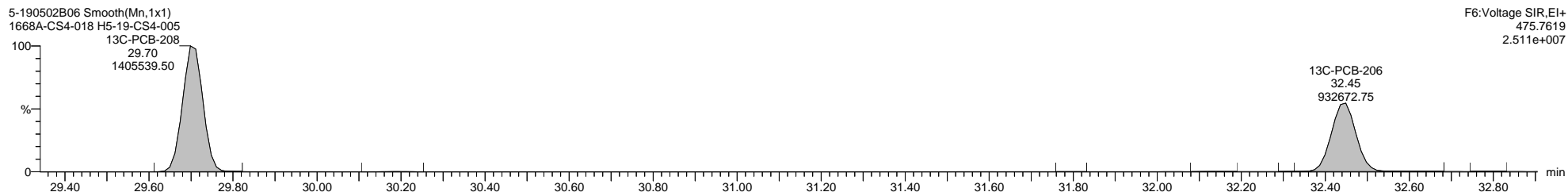
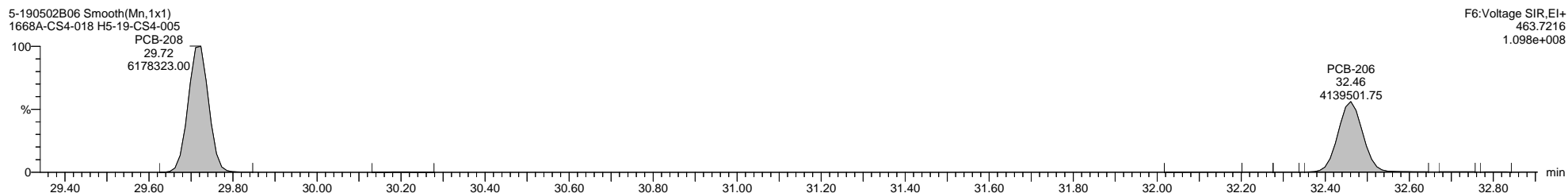

MassLynx MassLynx V4.1 SCN 901

Dataset: I:\Organics Instrument\HIGHRES GCMS Completed Results Files\HR-5\ICALs\5-190502B-ICAL.qld

Last Altered: Friday, May 03, 2019 08:59:50 Eastern Daylight Time

Printed: Thursday, May 16, 2019 16:27:00 Eastern Daylight Time

Name: 5-190502B06, Date: 02-May-2019, Time: 15:38:16, ID: H5-19-CS4-005, Description: 1668A-CS4-018, Vial: Tray1:44



Quantify Sample Template Report

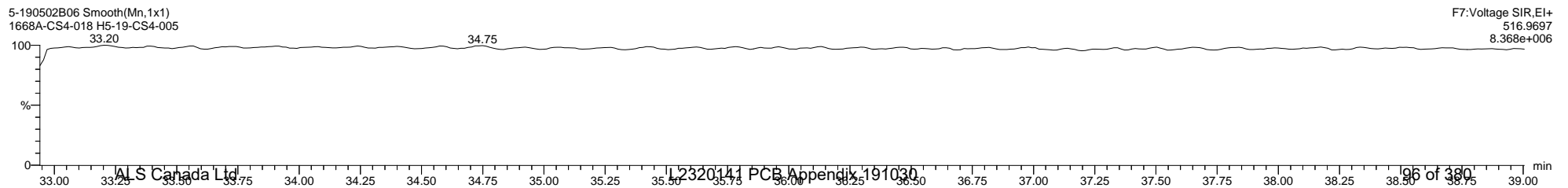
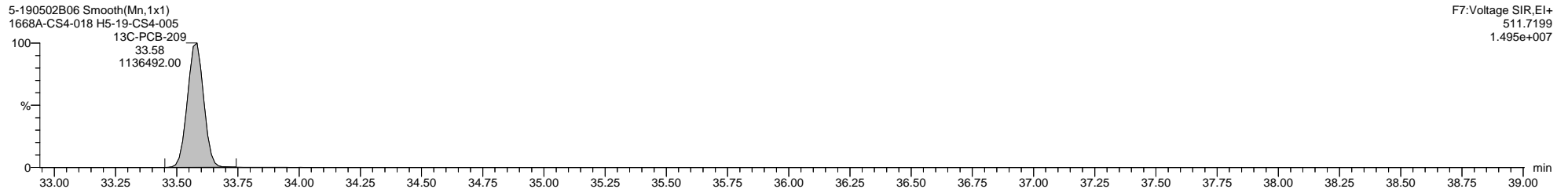
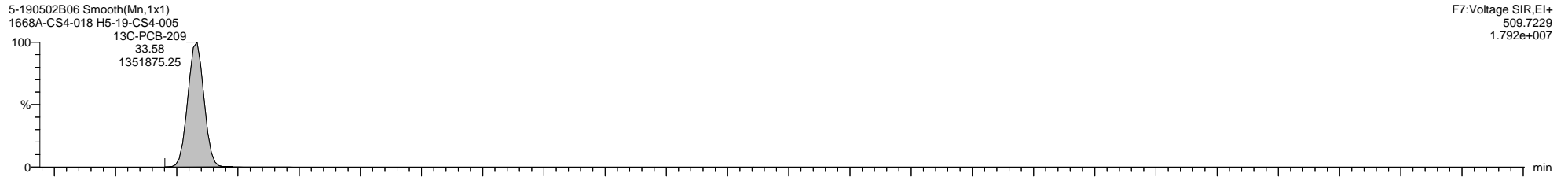
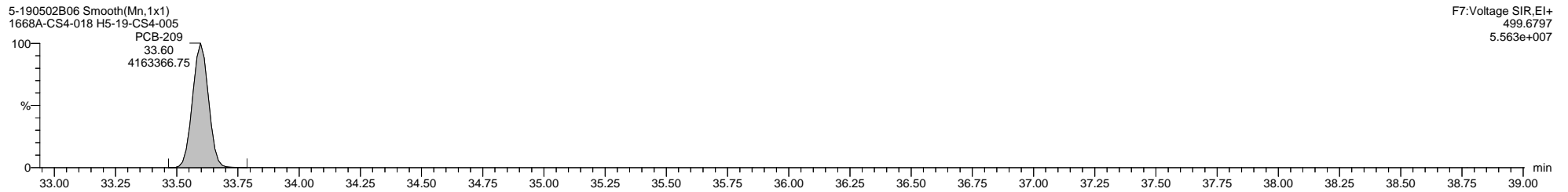
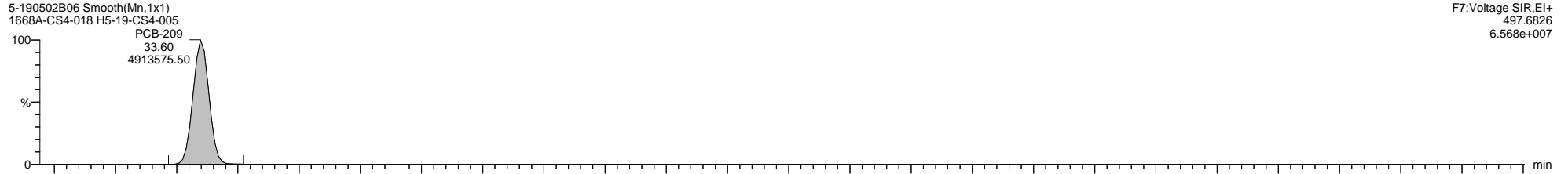
MassLynx MassLynx V4.1 SCN 901

Dataset: I:\Organics Instrument\HIGHRES GCMS Completed Results Files\HR-5\ICALs\5-190502B-ICAL.qld

Last Altered: Friday, May 03, 2019 08:59:50 Eastern Daylight Time

Printed: Thursday, May 16, 2019 16:27:00 Eastern Daylight Time

Name: 5-190502B06, Date: 02-May-2019, Time: 15:38:16, ID: H5-19-CS4-005, Description: 1668A-CS4-018, Vial: Tray1:44



Quantify Sample Template Report

MassLynx MassLynx V4.1 SCN 901

Dataset: I:\Organics Instrument\HIGHRES GCMS Completed Results Files\HR-5\ICALs\5-190502B-ICAL.qld

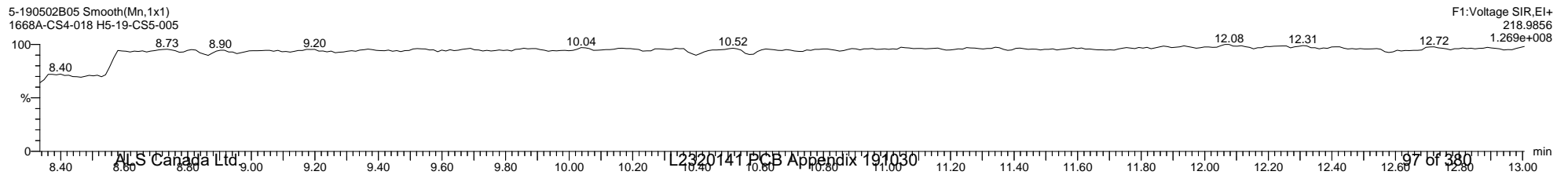
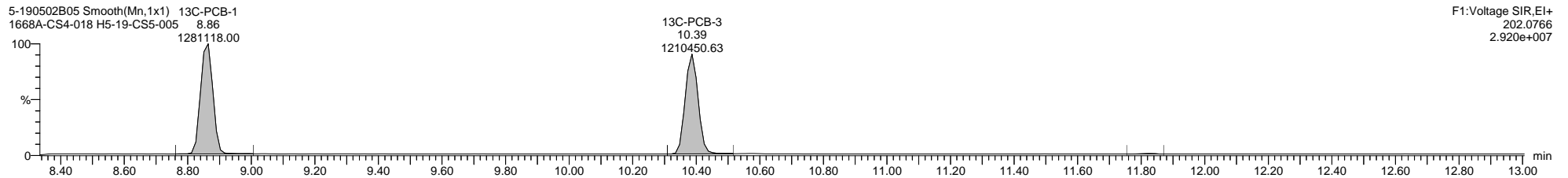
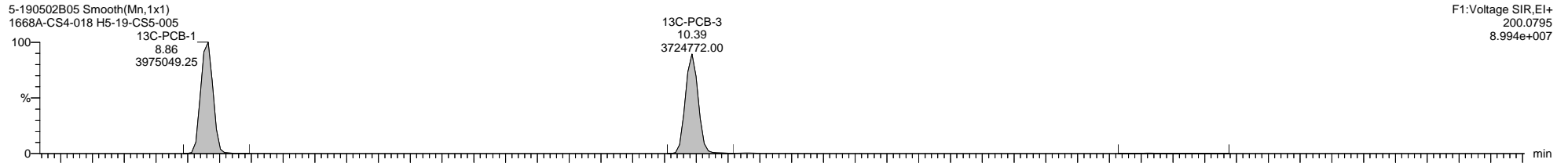
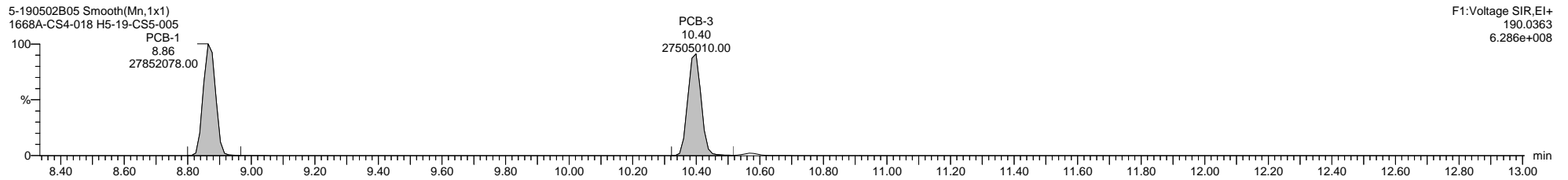
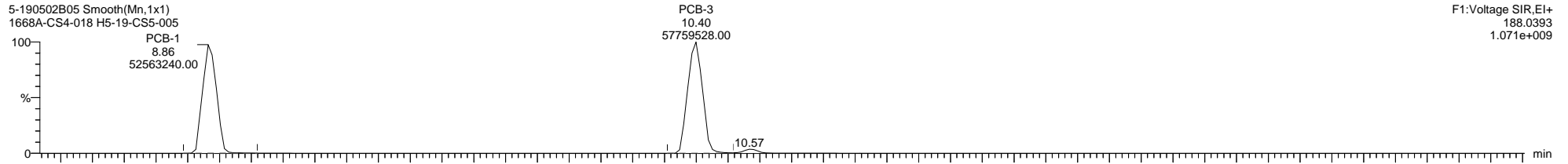
Last Altered: Friday, May 03, 2019 08:59:50 Eastern Daylight Time

Printed: Thursday, May 16, 2019 16:27:00 Eastern Daylight Time

Method: C:\MassLynx\PCB.PRO\MethDB\1668-OCTYL-1-ICAL.mdb 28 Dec 2018 11:55:27

Calibration: C:\MassLynx\PCB.PRO\CurveDB\5-190502B-ICAL.cdb 03 May 2019 08:59:50

Name: 5-190502B05, Date: 02-May-2019, Time: 14:56:11, ID: H5-19-CS5-005, Description: 1668A-CS4-018, Vial: Tray1:43



Quantify Sample Template Report

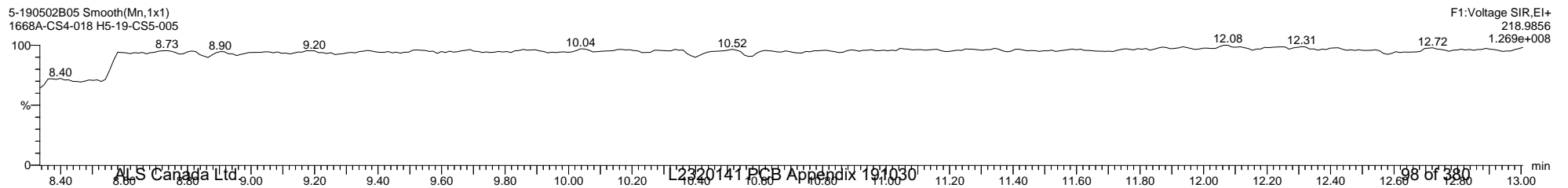
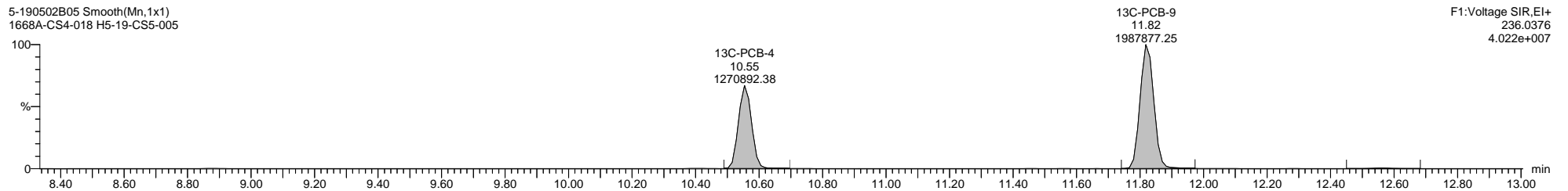
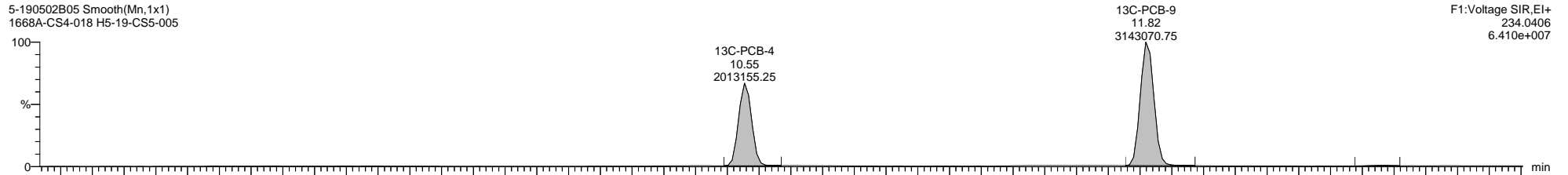
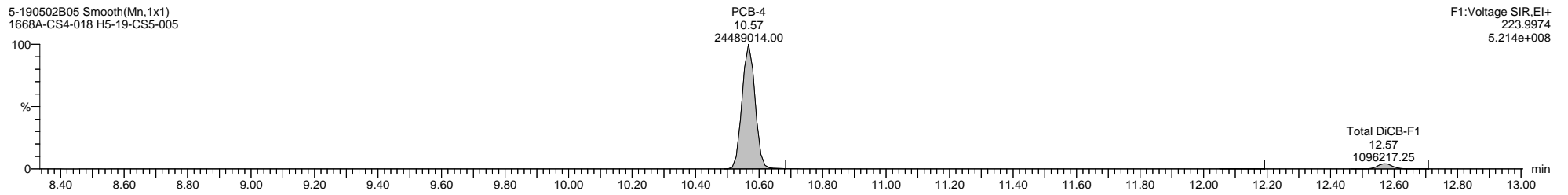
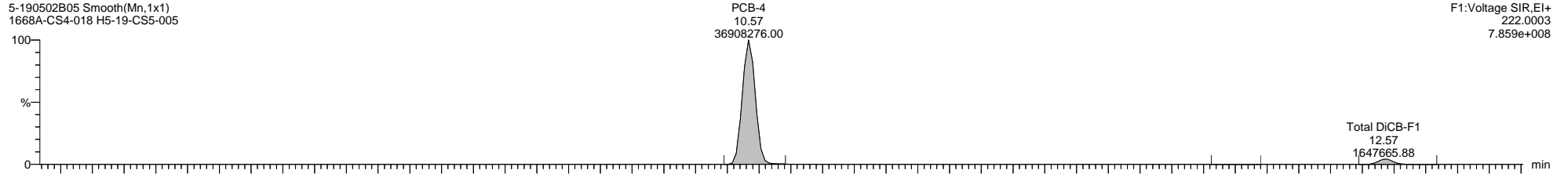
MassLynx MassLynx V4.1 SCN 901

Dataset: I:\Organics Instrument\HIGHRES GCMS Completed Results Files\HR-5\ICALs\5-190502B-ICAL.qld

Last Altered: Friday, May 03, 2019 08:59:50 Eastern Daylight Time

Printed: Thursday, May 16, 2019 16:27:00 Eastern Daylight Time

Name: 5-190502B05, Date: 02-May-2019, Time: 14:56:11, ID: H5-19-CS5-005, Description: 1668A-CS4-018, Vial: Tray1:43



Quantify Sample Template Report

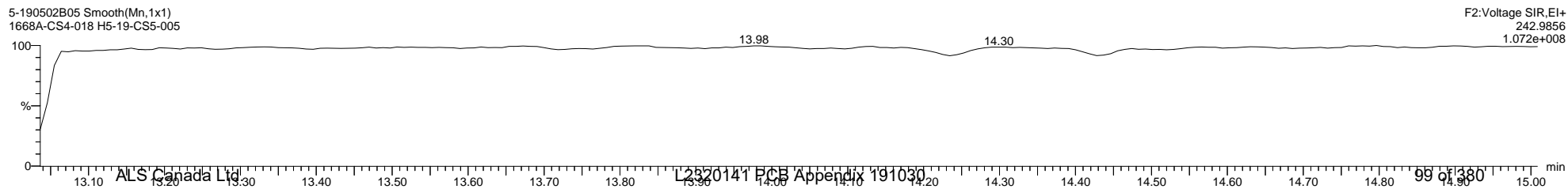
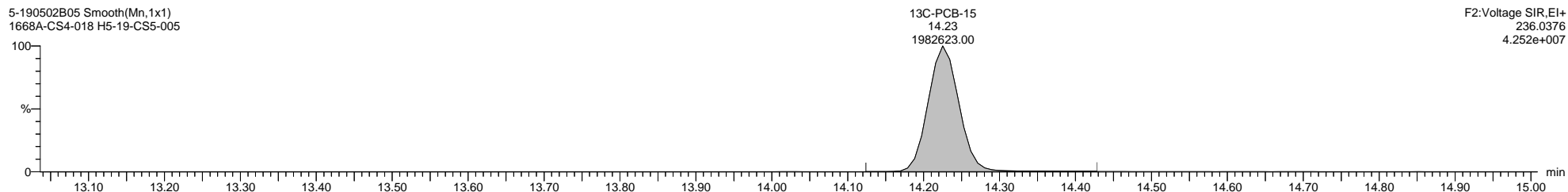

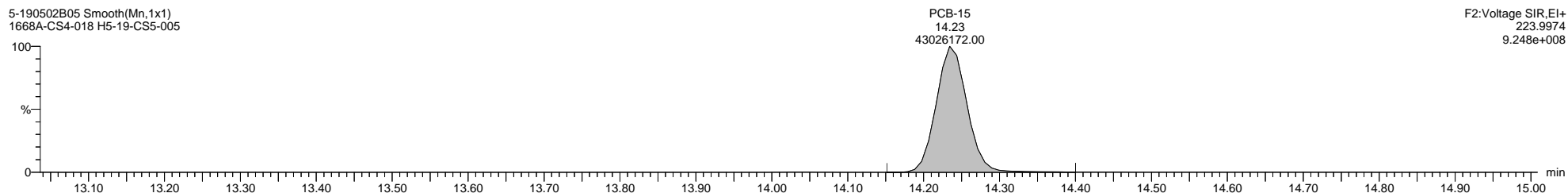

MassLynx MassLynx V4.1 SCN 901

Dataset: I:\Organics Instrument\HIGHRES GCMS Completed Results Files\HR-5\ICALs\5-190502B-ICAL.qld

Last Altered: Friday, May 03, 2019 08:59:50 Eastern Daylight Time

Printed: Thursday, May 16, 2019 16:27:00 Eastern Daylight Time

Name: 5-190502B05, Date: 02-May-2019, Time: 14:56:11, ID: H5-19-CS5-005, Description: 1668A-CS4-018, Vial: Tray1:43



Quantify Sample Template Report

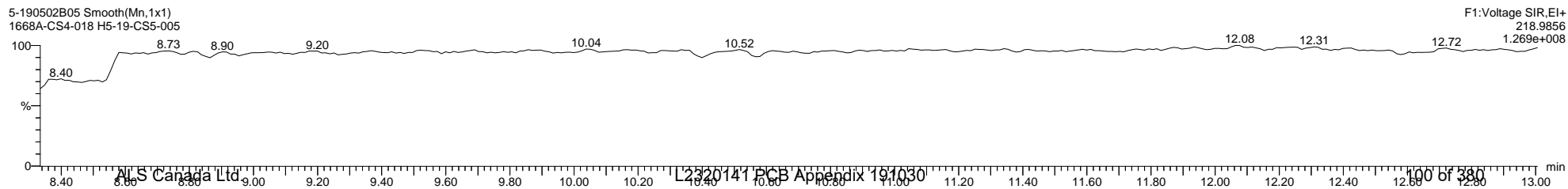
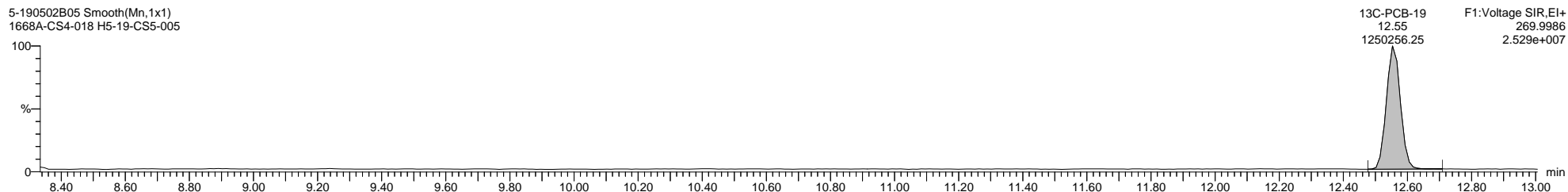
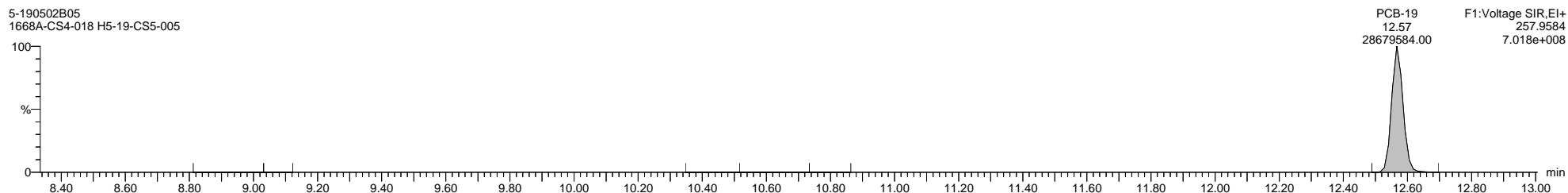

MassLynx MassLynx V4.1 SCN 901

Dataset: I:\Organics Instrument\HIGHRES GCMS Completed Results Files\HR-5\ICALs\5-190502B-ICAL.qld

Last Altered: Friday, May 03, 2019 08:59:50 Eastern Daylight Time

Printed: Thursday, May 16, 2019 16:27:00 Eastern Daylight Time

Name: 5-190502B05, Date: 02-May-2019, Time: 14:56:11, ID: H5-19-CS5-005, Description: 1668A-CS4-018, Vial: Tray1:43



Quantify Sample Template Report


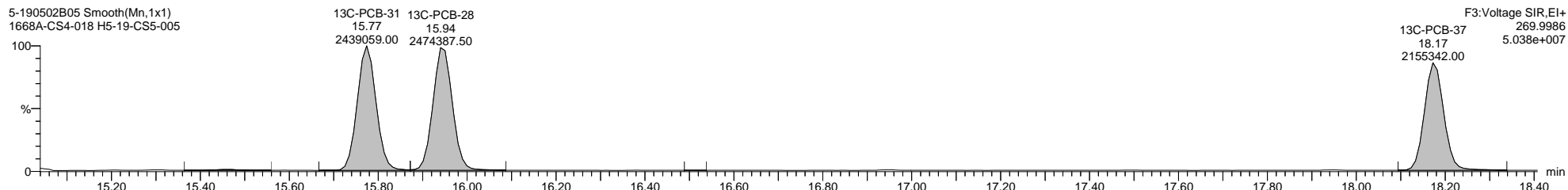

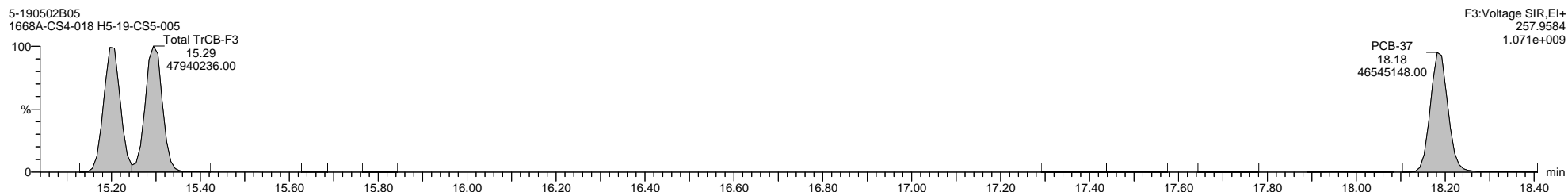

MassLynx MassLynx V4.1 SCN 901

Dataset: I:\Organics Instrument\HIGHRES GCMS Completed Results Files\HR-5\ICALs\5-190502B-ICAL.qld

Last Altered: Friday, May 03, 2019 08:59:50 Eastern Daylight Time

Printed: Thursday, May 16, 2019 16:27:00 Eastern Daylight Time

Name: 5-190502B05, Date: 02-May-2019, Time: 14:56:11, ID: H5-19-CS5-005, Description: 1668A-CS4-018, Vial: Tray1:43



Quantify Sample Template Report

MassLynx MassLynx V4.1 SCN 901


Dataset: I:\Organics Instrument\HIGHRES GCMS Completed Results Files\HR-5\ICALs\5-190502B-ICAL.qld

Last Altered: Friday, May 03, 2019 08:59:50 Eastern Daylight Time

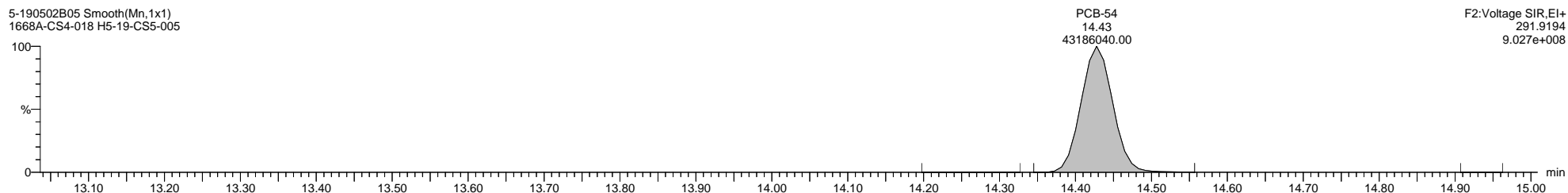
Printed: Thursday, May 16, 2019 16:27:00 Eastern Daylight Time

Name: 5-190502B05, Date: 02-May-2019, Time: 14:56:11, ID: H5-19-CS5-005, Description: 1668A-CS4-018, Vial: Tray1:43


5-190502B05 Smooth(Mn,1x1)
1668A-CS4-018 H5-19-CS5-005



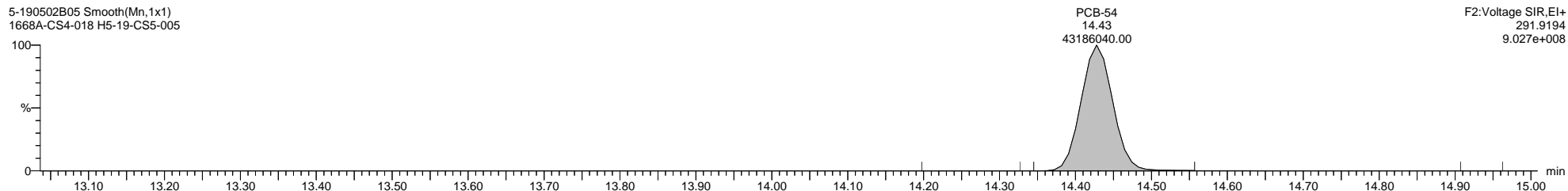
5-190502B05 Smooth(Mn,1x1)
1668A-CS4-018 H5-19-CS5-005



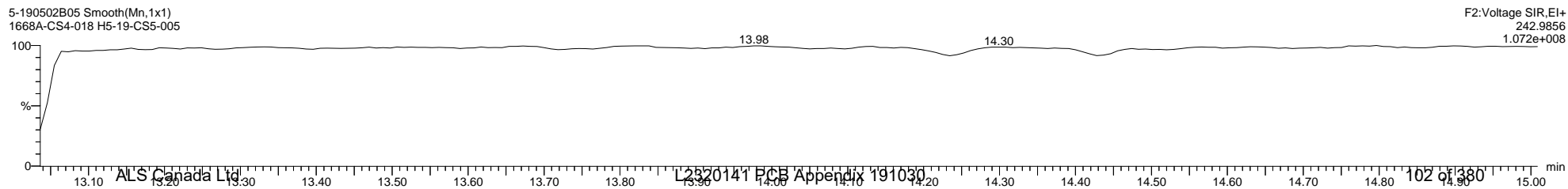
5-190502B05 Smooth(Mn,1x1)
1668A-CS4-018 H5-19-CS5-005



5-190502B05 Smooth(Mn,1x1)
1668A-CS4-018 H5-19-CS5-005



5-190502B05 Smooth(Mn,1x1)
1668A-CS4-018 H5-19-CS5-005

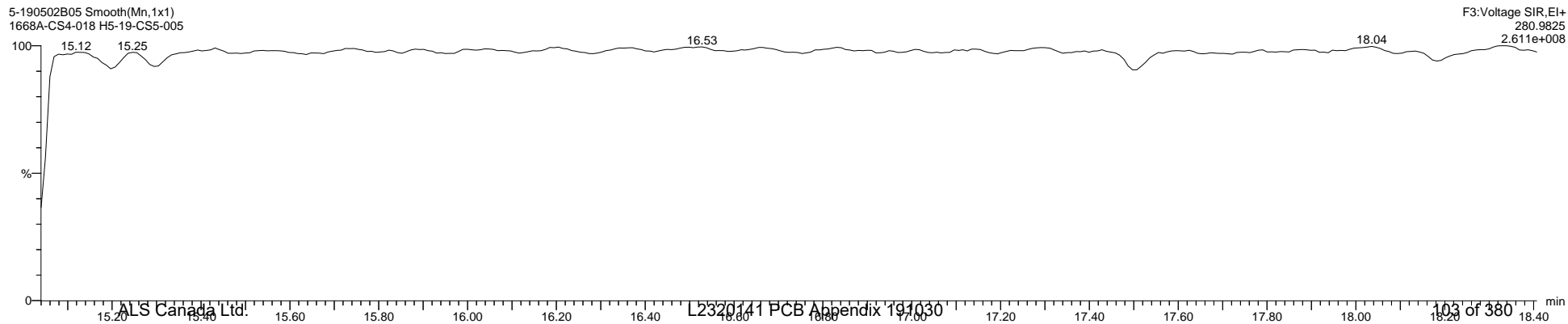
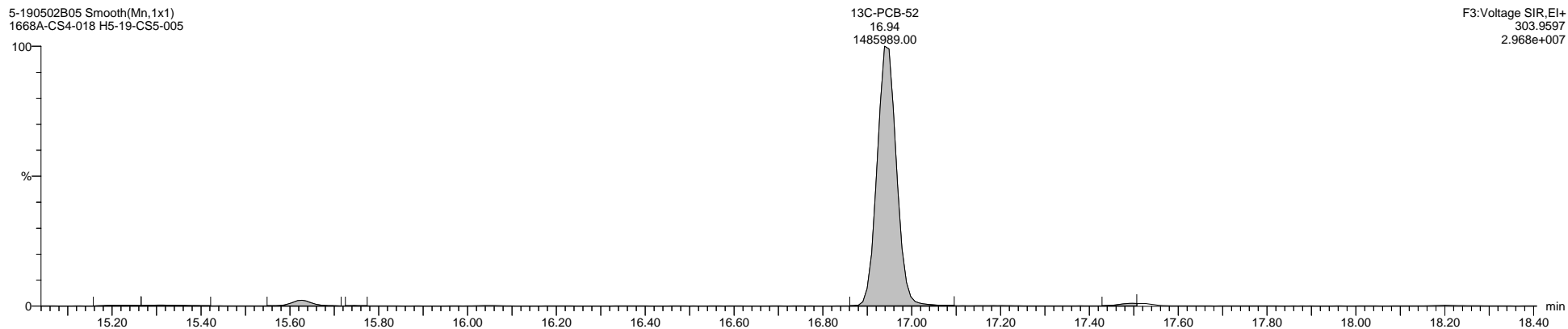
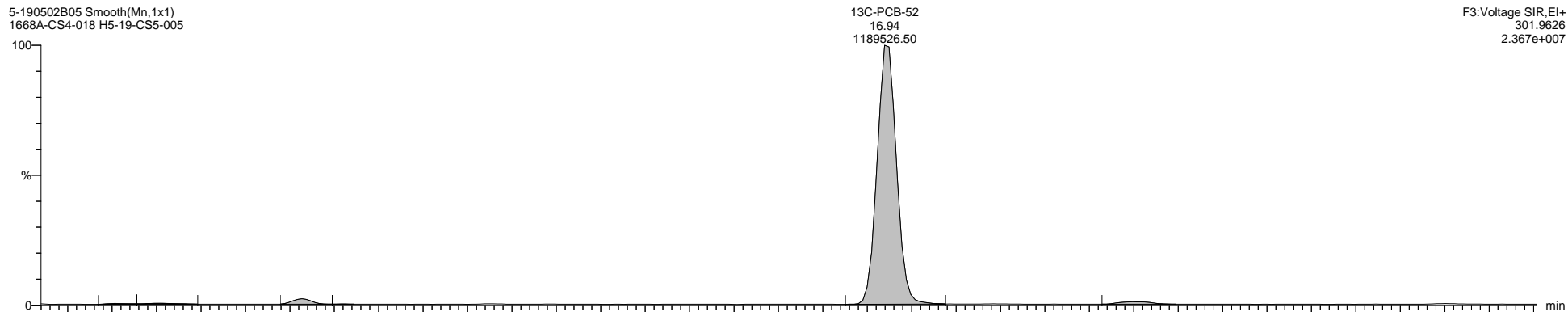


Quantify Sample Template Report MassLynx MassLynx V4.1 SCN 901

Dataset: I:\Organics Instrument\HIGHRES GCMS Completed Results Files\HR-5\ICALs\5-190502B-ICAL.qld

Last Altered: Friday, May 03, 2019 08:59:50 Eastern Daylight Time
Printed: Thursday, May 16, 2019 16:27:00 Eastern Daylight Time

Name: 5-190502B05, Date: 02-May-2019, Time: 14:56:11, ID: H5-19-CS5-005, Description: 1668A-CS4-018, Vial: Tray1:43



Quantify Sample Template Report

MassLynx MassLynx V4.1 SCN 901

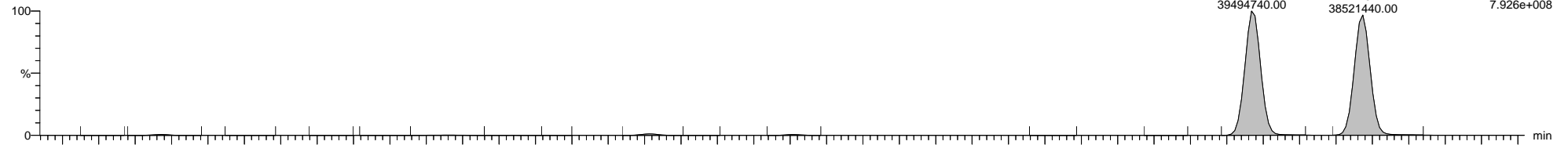
Dataset: I:\Organics Instrument\HIGHRES GCMS Completed Results Files\HR-5\ICALs\5-190502B-ICAL.qld

Last Altered: Friday, May 03, 2019 08:59:50 Eastern Daylight Time

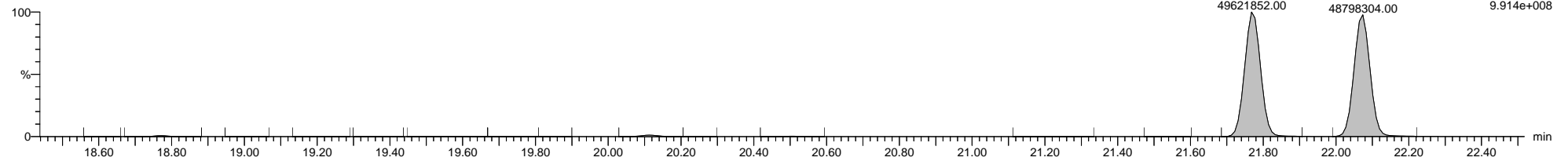
Printed: Thursday, May 16, 2019 16:27:00 Eastern Daylight Time

Name: 5-190502B05, Date: 02-May-2019, Time: 14:56:11, ID: H5-19-CS5-005, Description: 1668A-CS4-018, Vial: Tray1:43

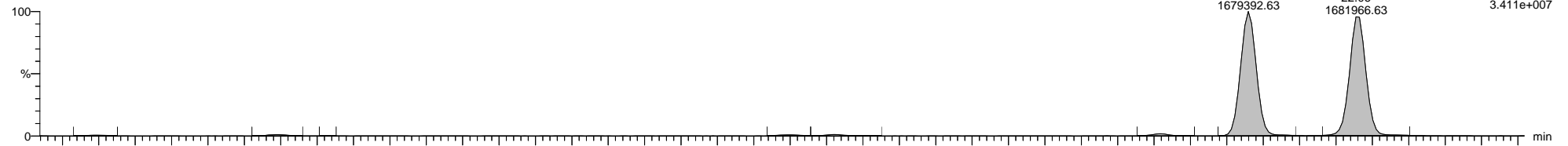
5-190502B05 Smooth(Mn,1x1)
1668A-CS4-018 H5-19-CS5-005



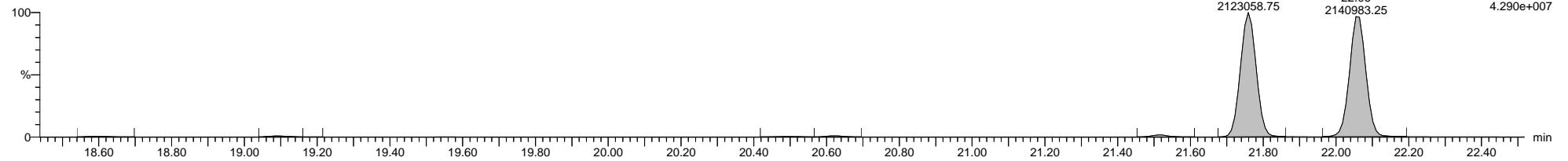
5-190502B05 Smooth(Mn,1x1)
1668A-CS4-018 H5-19-CS5-005




5-190502B05 Smooth(Mn,1x1)
1668A-CS4-018 H5-19-CS5-005



5-190502B05 Smooth(Mn,1x1)
1668A-CS4-018 H5-19-CS5-005



5-190502B05 Smooth(Mn,1x1)
1668A-CS4-018 H5-19-CS5-005



Quantify Sample Template Report

MassLynx MassLynx V4.1 SCN 901

Dataset: I:\Organics Instrument\HIGHRES GCMS Completed Results Files\HR-5\ICALs\5-190502B-ICAL.qld

Last Altered: Friday, May 03, 2019 08:59:50 Eastern Daylight Time

Printed: Thursday, May 16, 2019 16:27:00 Eastern Daylight Time

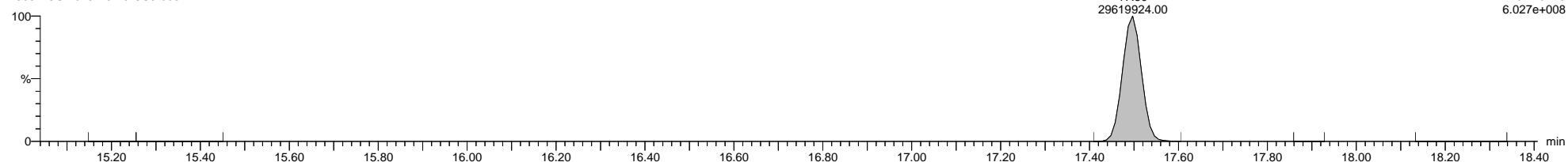
Name: 5-190502B05, Date: 02-May-2019, Time: 14:56:11, ID: H5-19-CS5-005, Description: 1668A-CS4-018, Vial: Tray1:43

5-190502B05 Smooth(Mn,1x1)
1668A-CS4-018 H5-19-CS5-005




F3:Voltage SIR,EI+
325.8804
9.461e+008

5-190502B05 Smooth(Mn,1x1)
1668A-CS4-018 H5-19-CS5-005



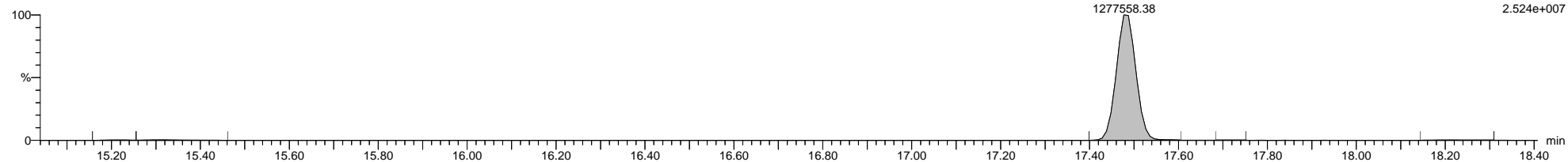
F3:Voltage SIR,EI+
327.8775
6.027e+008

5-190502B05 Smooth(Mn,1x1)
1668A-CS4-018 H5-19-CS5-005



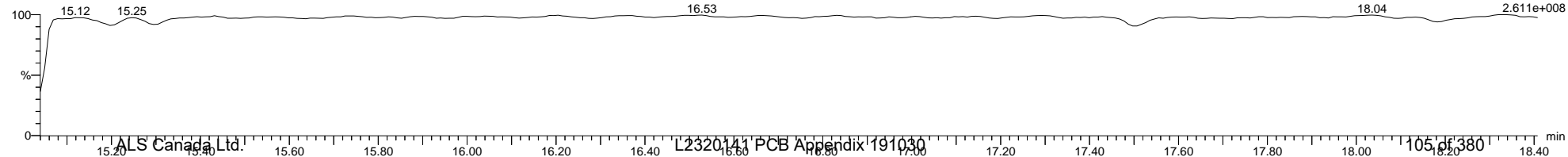
F3:Voltage SIR,EI+
337.9207
3.969e+007

5-190502B05 Smooth(Mn,1x1)
1668A-CS4-018 H5-19-CS5-005



F3:Voltage SIR,EI+
339.918
2.524e+007

5-190502B05 Smooth(Mn,1x1)
1668A-CS4-018 H5-19-CS5-005



F3:Voltage SIR,EI+
280.9825
2.611e+008

Quantify Sample Template Report

MassLynx MassLynx V4.1 SCN 901

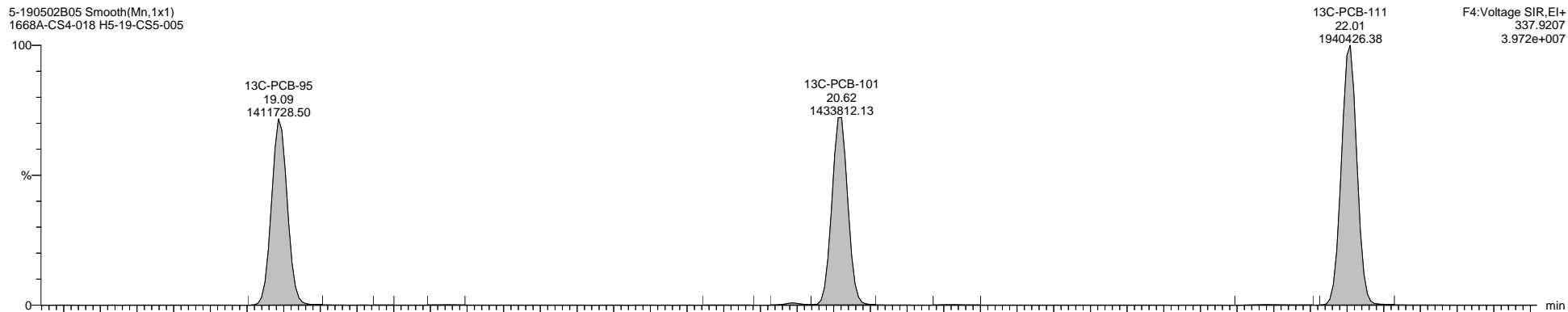
Dataset: I:\Organics Instrument\HIGHRES GCMS Completed Results Files\HR-5\ICALs\5-190502B-ICAL.qld

Last Altered: Friday, May 03, 2019 08:59:50 Eastern Daylight Time

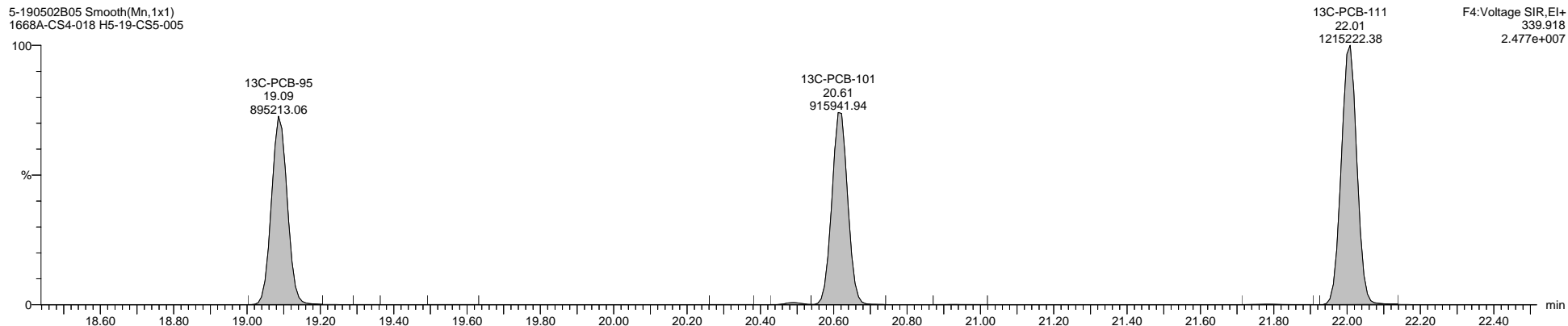
Printed: Thursday, May 16, 2019 16:27:00 Eastern Daylight Time

Name: 5-190502B05, Date: 02-May-2019, Time: 14:56:11, ID: H5-19-CS5-005, Description: 1668A-CS4-018, Vial: Tray1:43

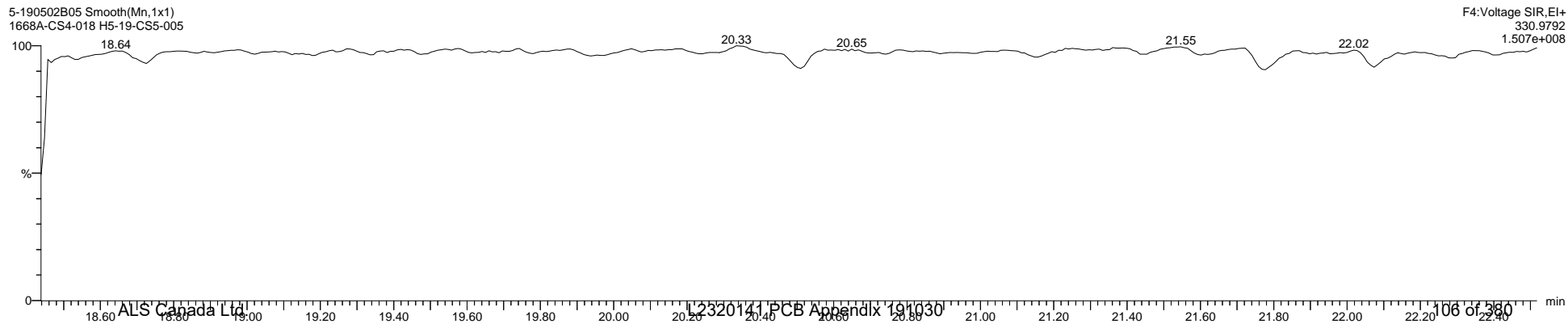
5-190502B05 Smooth(Mn,1x1)
1668A-CS4-018 H5-19-CS5-005



5-190502B05 Smooth(Mn,1x1)
1668A-CS4-018 H5-19-CS5-005



5-190502B05 Smooth(Mn,1x1)
1668A-CS4-018 H5-19-CS5-005



Quantify Sample Template Report

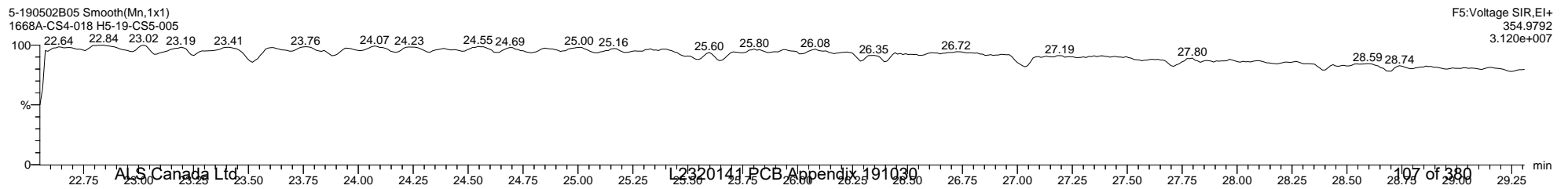
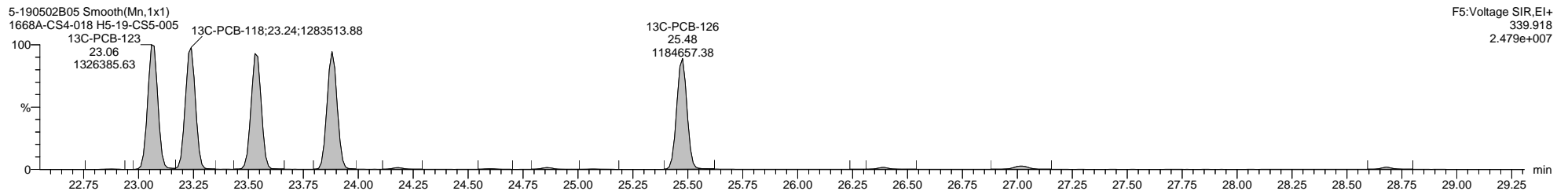
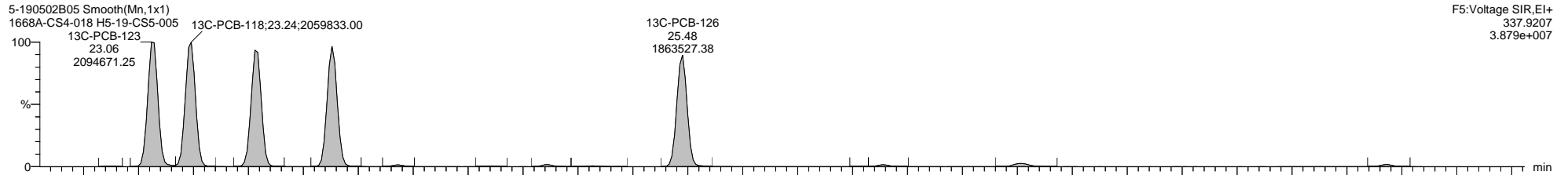
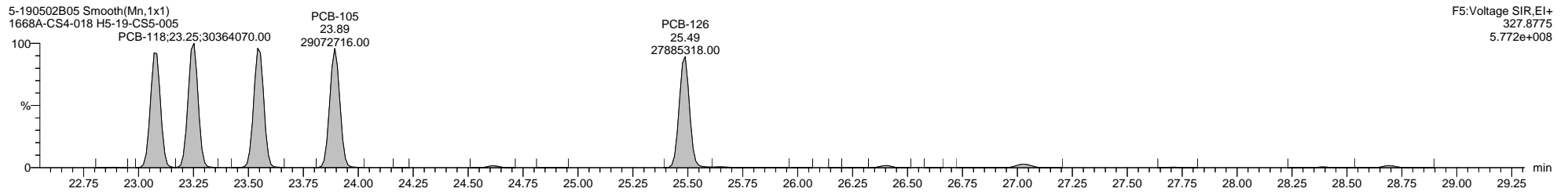
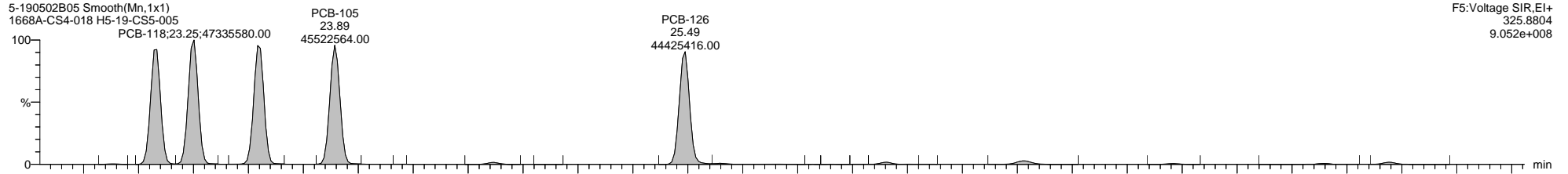
MassLynx MassLynx V4.1 SCN 901

Dataset: I:\Organics Instrument\HIGHRES GCMS Completed Results Files\HR-5\ICALs\5-190502B-ICAL.qld

Last Altered: Friday, May 03, 2019 08:59:50 Eastern Daylight Time

Printed: Thursday, May 16, 2019 16:27:00 Eastern Daylight Time

Name: 5-190502B05, Date: 02-May-2019, Time: 14:56:11, ID: H5-19-CS5-005, Description: 1668A-CS4-018, Vial: Tray1:43



Quantify Sample Template Report


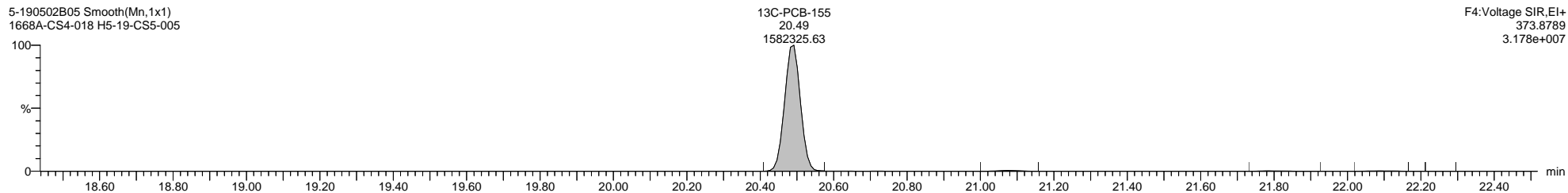
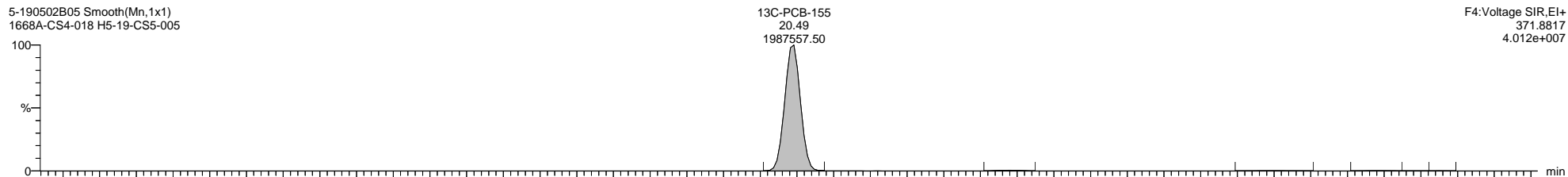
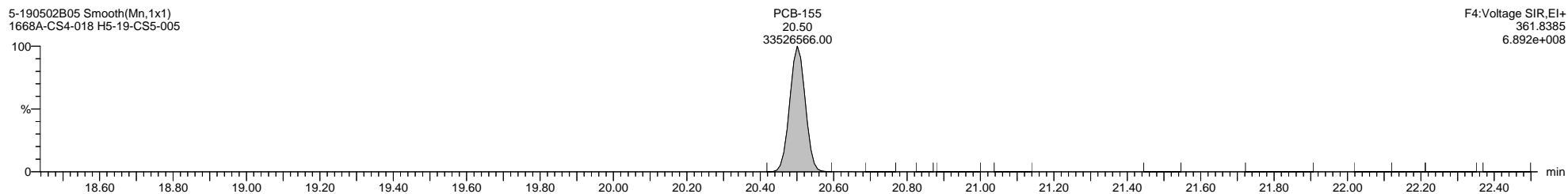
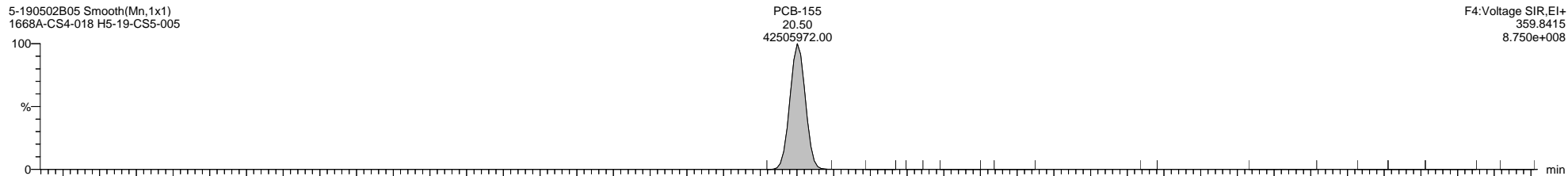
MassLynx MassLynx V4.1 SCN 901

Dataset: I:\Organics Instrument\HIGHRES GCMS Completed Results Files\HR-5ICALs\5-190502B-ICAL.qld

Last Altered: Friday, May 03, 2019 08:59:50 Eastern Daylight Time

Printed: Thursday, May 16, 2019 16:27:00 Eastern Daylight Time

Name: 5-190502B05, Date: 02-May-2019, Time: 14:56:11, ID: H5-19-CS5-005, Description: 1668A-CS4-018, Vial: Tray1:43



Quantify Sample Template Report

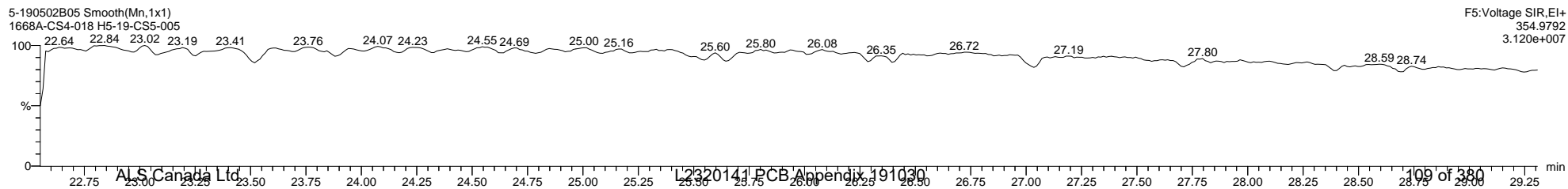
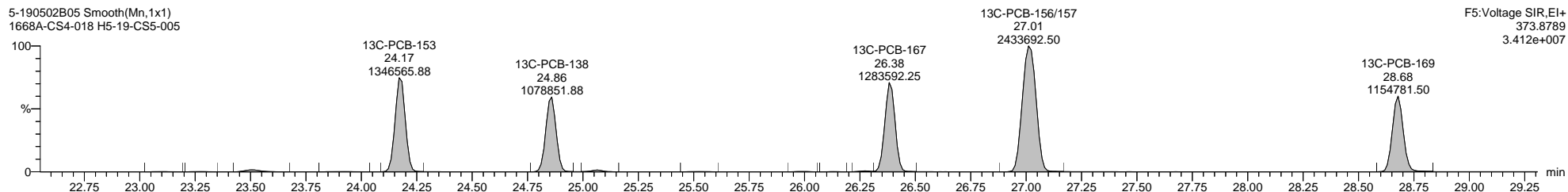
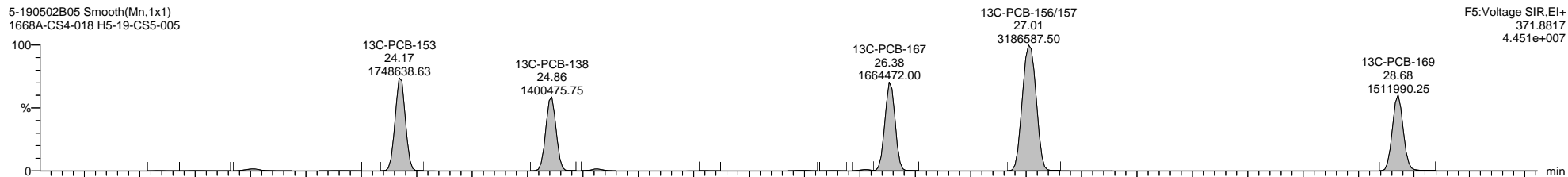
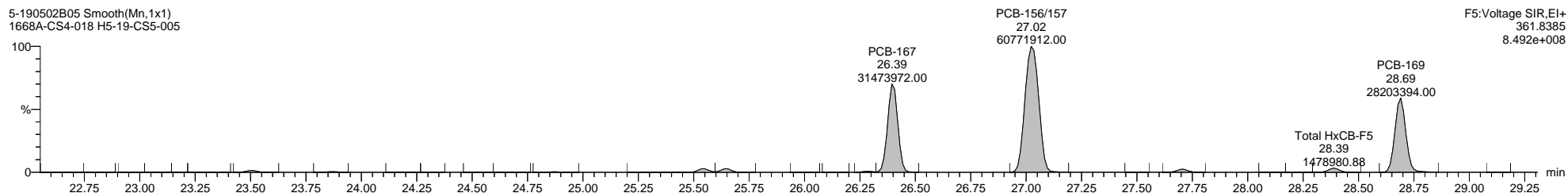
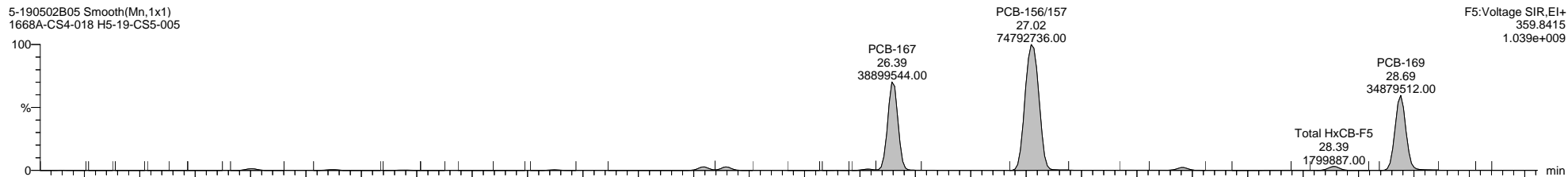
MassLynx MassLynx V4.1 SCN 901

Dataset: I:\Organics Instrument\HIGHRES GCMS Completed Results Files\HR-5\ICALs\5-190502B-ICAL.qld

Last Altered: Friday, May 03, 2019 08:59:50 Eastern Daylight Time

Printed: Thursday, May 16, 2019 16:27:00 Eastern Daylight Time

Name: 5-190502B05, Date: 02-May-2019, Time: 14:56:11, ID: H5-19-CS5-005, Description: 1668A-CS4-018, Vial: Tray1:43

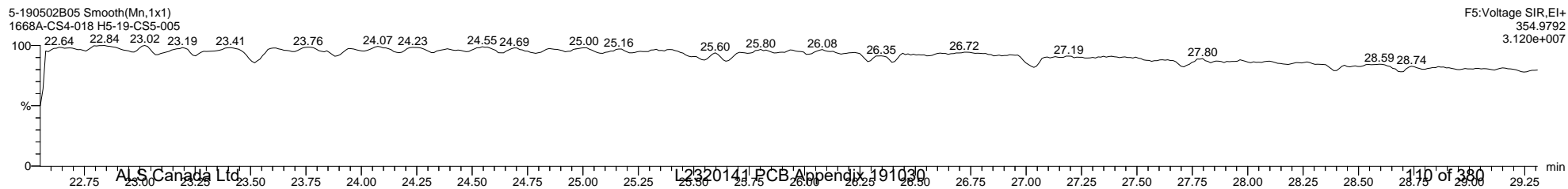
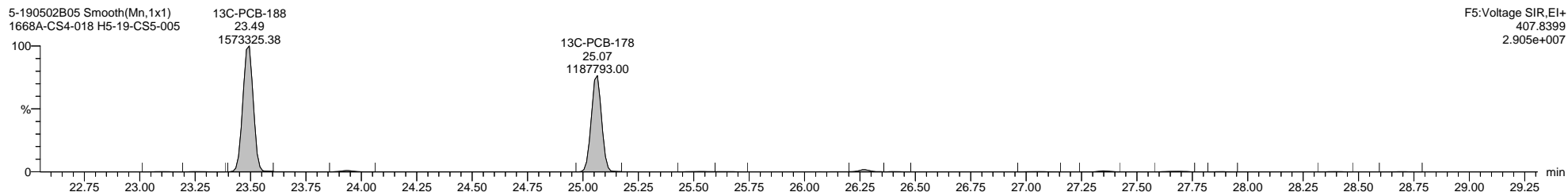
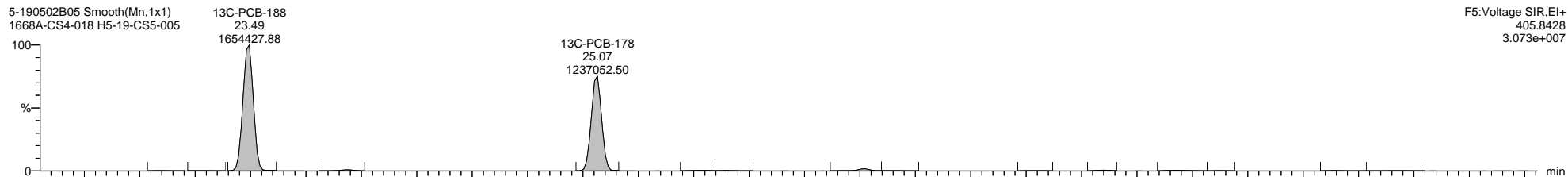
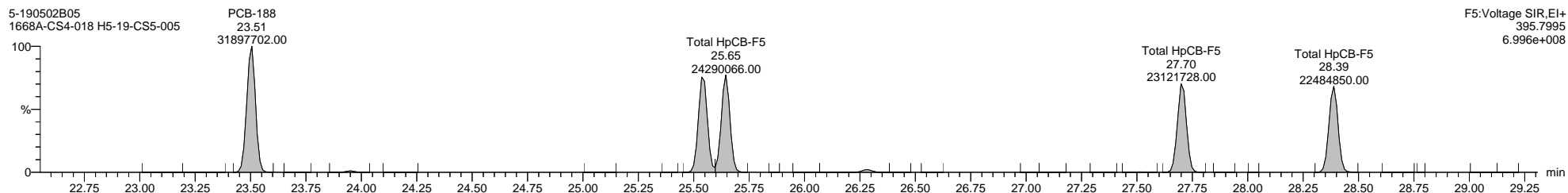
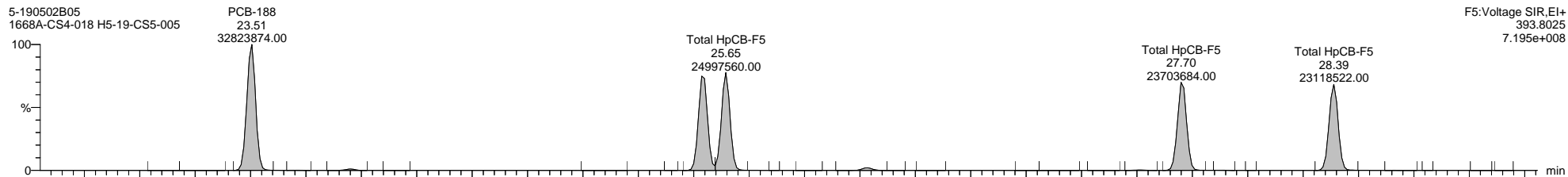


Quantify Sample Template Report MassLynx MassLynx V4.1 SCN 901

Dataset: I:\Organics Instrument\HIGHRES GCMS Completed Results Files\HR-5\ICALs\5-190502B-ICAL.qld

Last Altered: Friday, May 03, 2019 08:59:50 Eastern Daylight Time
Printed: Thursday, May 16, 2019 16:27:00 Eastern Daylight Time

Name: 5-190502B05, Date: 02-May-2019, Time: 14:56:11, ID: H5-19-CS5-005, Description: 1668A-CS4-018, Vial: Tray1:43



Quantify Sample Template Report

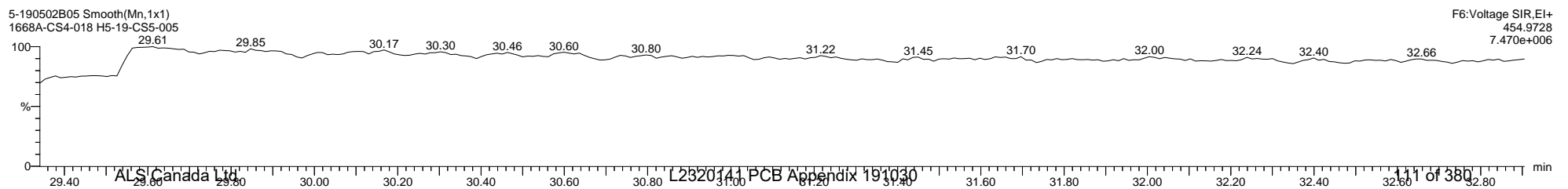
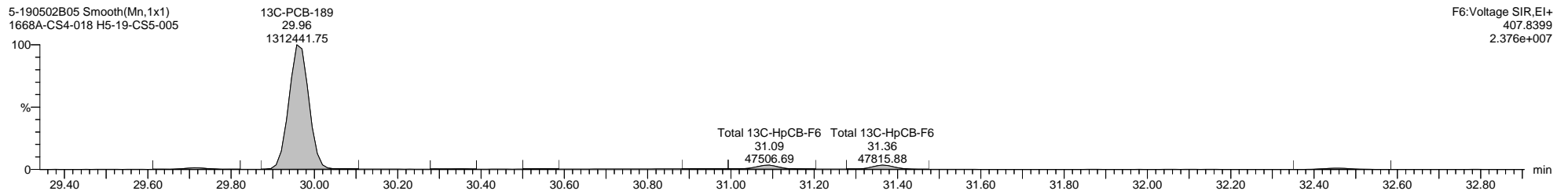
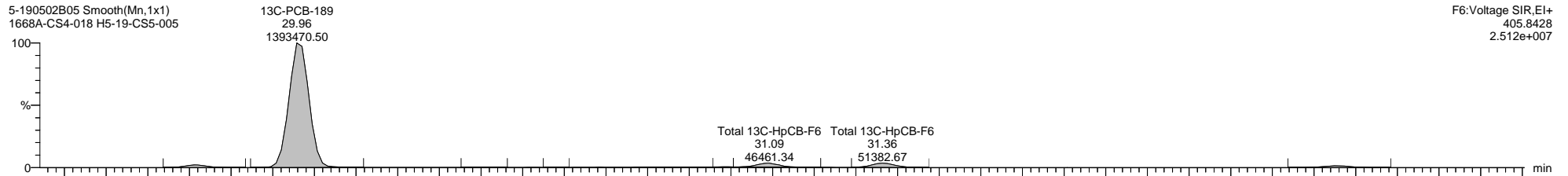
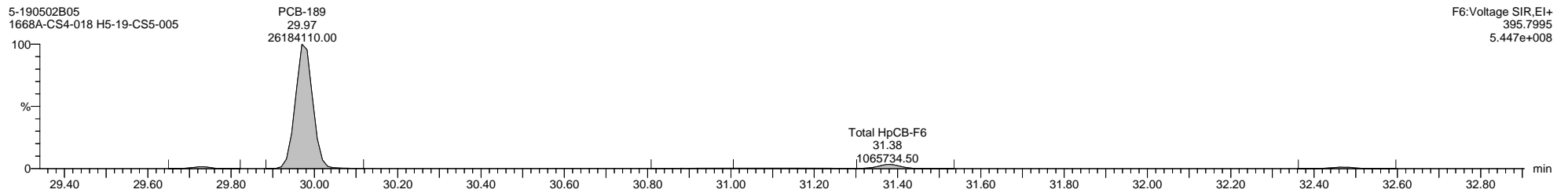
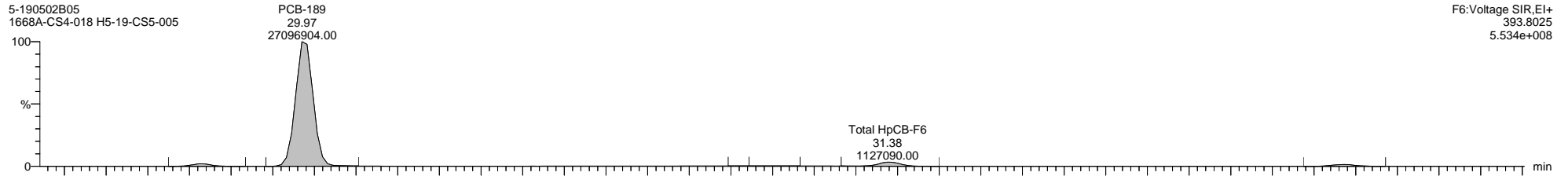
MassLynx MassLynx V4.1 SCN 901

Dataset: I:\Organics Instrument\HIGHRES GCMS Completed Results Files\HR-5\ICALs\5-190502B-ICAL.qld

Last Altered: Friday, May 03, 2019 08:59:50 Eastern Daylight Time

Printed: Thursday, May 16, 2019 16:27:00 Eastern Daylight Time

Name: 5-190502B05, Date: 02-May-2019, Time: 14:56:11, ID: H5-19-CS5-005, Description: 1668A-CS4-018, Vial: Tray1:43



Quantify Sample Template Report

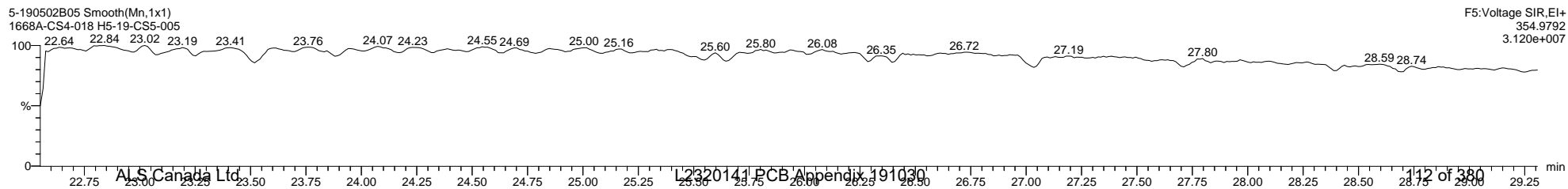
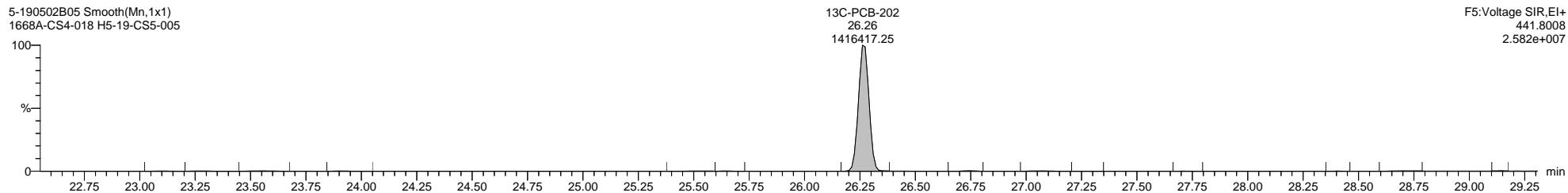
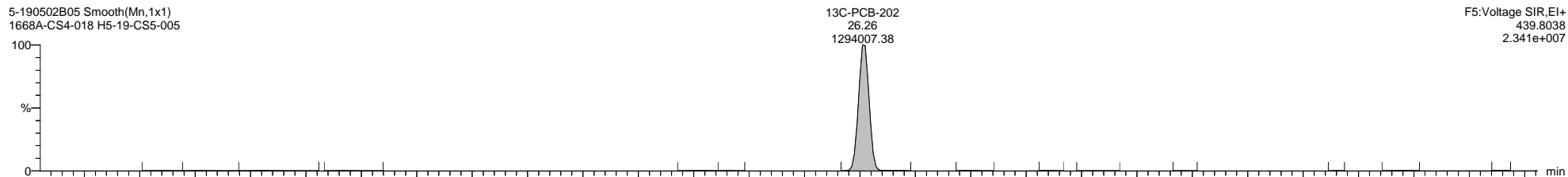
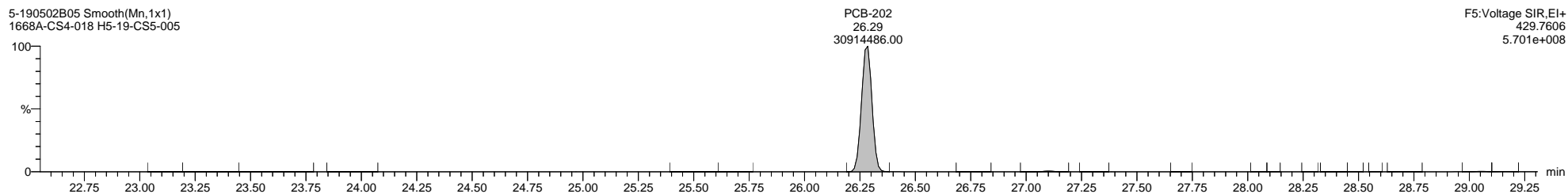
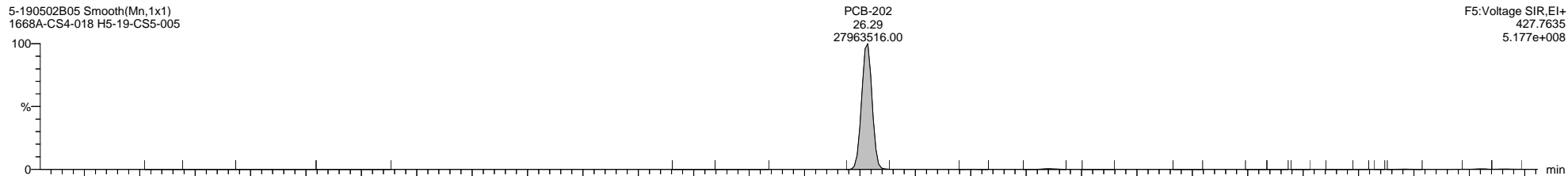
MassLynx MassLynx V4.1 SCN 901

Dataset: I:\Organics Instrument\HIGHRES GCMS Completed Results Files\HR-5\ICALs\5-190502B-ICAL.qld

Last Altered: Friday, May 03, 2019 08:59:50 Eastern Daylight Time

Printed: Thursday, May 16, 2019 16:27:00 Eastern Daylight Time

Name: 5-190502B05, Date: 02-May-2019, Time: 14:56:11, ID: H5-19-CS5-005, Description: 1668A-CS4-018, Vial: Tray1:43



Quantify Sample Template Report


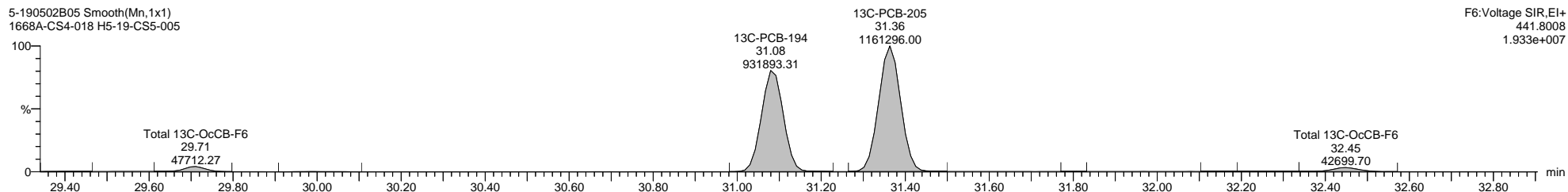
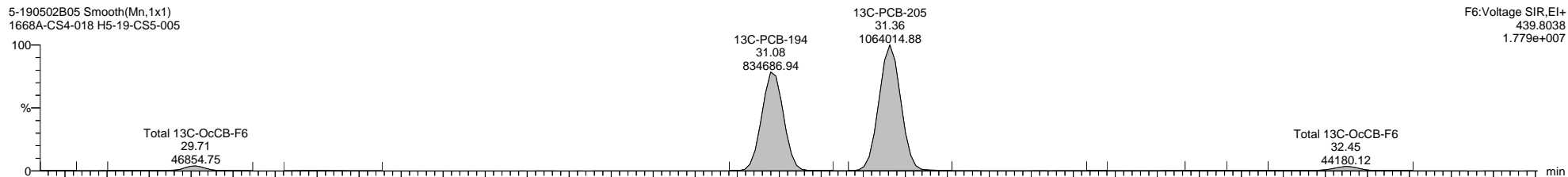
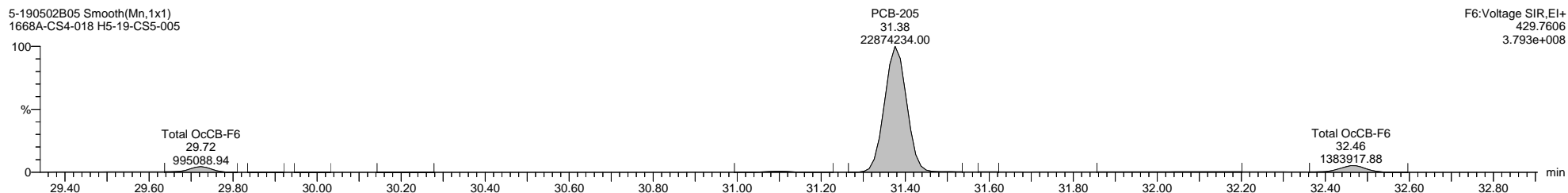
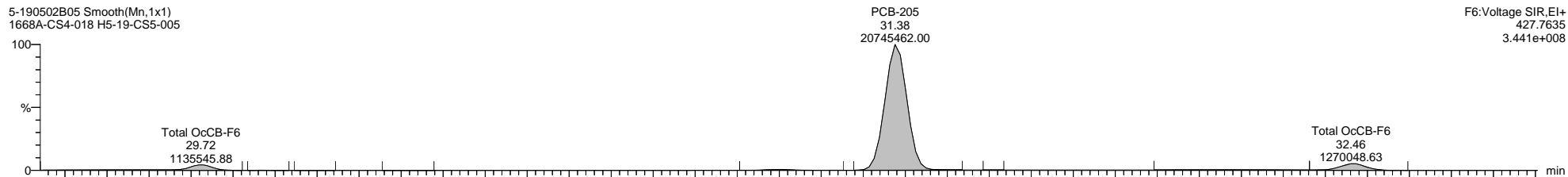
MassLynx MassLynx V4.1 SCN 901

Dataset: I:\Organics Instrument\HIGHRES GCMS Completed Results Files\HR-5ICALs\5-190502B-ICAL.qld

Last Altered: Friday, May 03, 2019 08:59:50 Eastern Daylight Time

Printed: Thursday, May 16, 2019 16:27:00 Eastern Daylight Time

Name: 5-190502B05, Date: 02-May-2019, Time: 14:56:11, ID: H5-19-CS5-005, Description: 1668A-CS4-018, Vial: Tray1:43



Quantify Sample Template Report


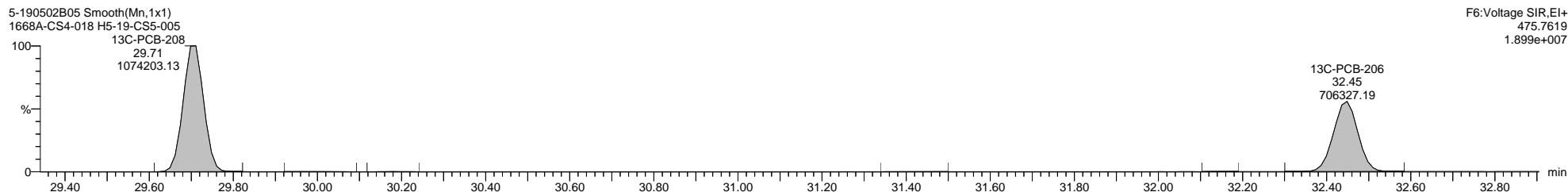
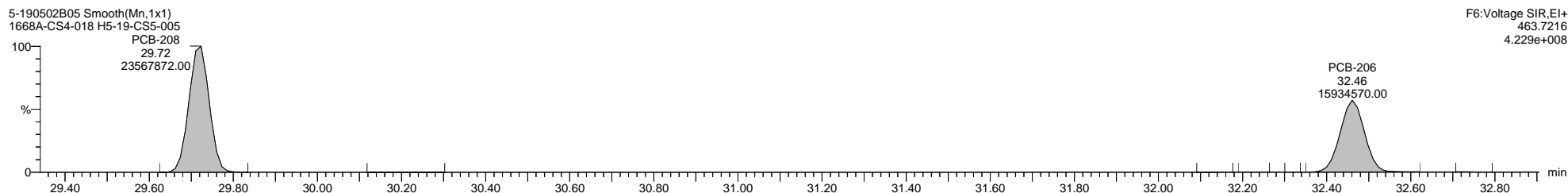

MassLynx MassLynx V4.1 SCN 901

Dataset: I:\Organics Instrument\HIGHRES GCMS Completed Results Files\HR-5\ICALs\5-190502B-ICAL.qld

Last Altered: Friday, May 03, 2019 08:59:50 Eastern Daylight Time

Printed: Thursday, May 16, 2019 16:27:00 Eastern Daylight Time

Name: 5-190502B05, Date: 02-May-2019, Time: 14:56:11, ID: H5-19-CS5-005, Description: 1668A-CS4-018, Vial: Tray1:43



Quantify Sample Template Report

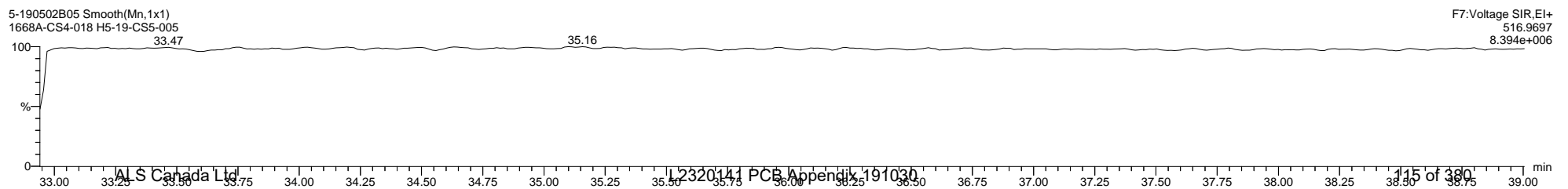
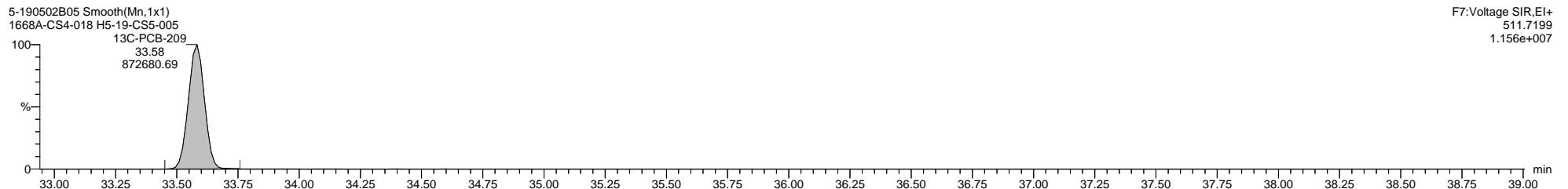
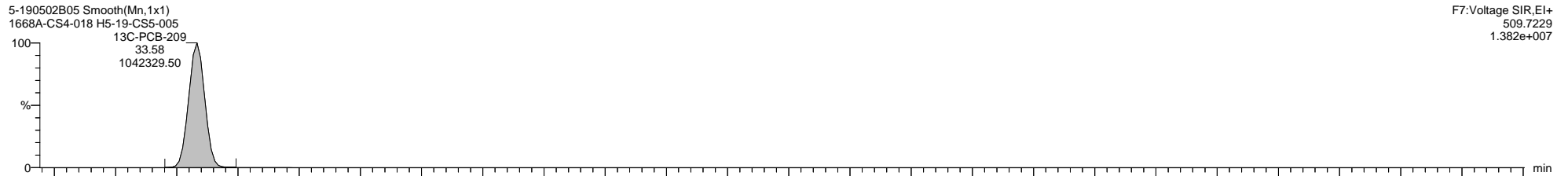
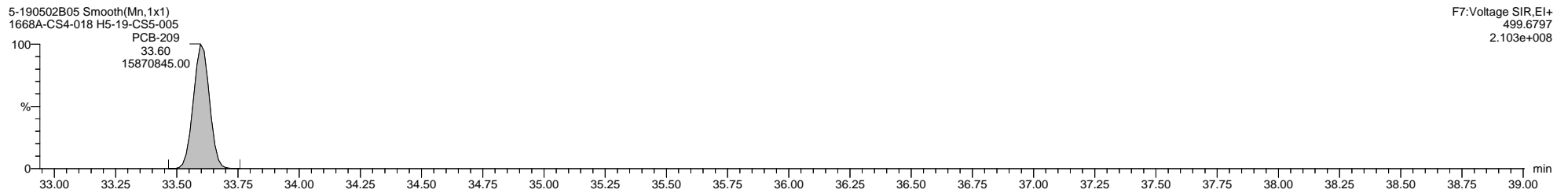
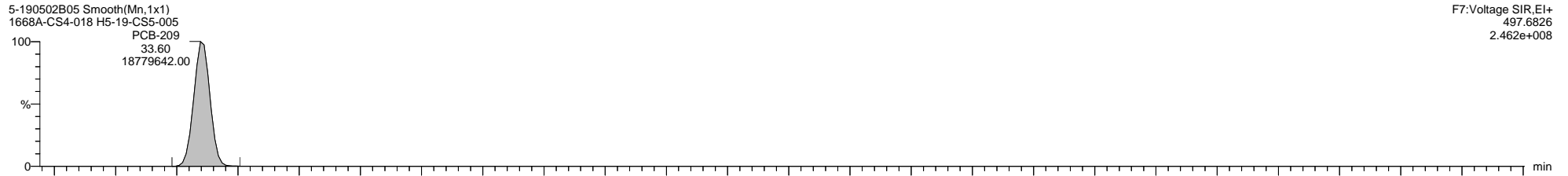
MassLynx MassLynx V4.1 SCN 901

Dataset: I:\Organics Instrument\HIGHRES GCMS Completed Results Files\HR-5\ICALs\5-190502B-ICAL.qld

Last Altered: Friday, May 03, 2019 08:59:50 Eastern Daylight Time

Printed: Thursday, May 16, 2019 16:27:00 Eastern Daylight Time

Name: 5-190502B05, Date: 02-May-2019, Time: 14:56:11, ID: H5-19-CS5-005, Description: 1668A-CS4-018, Vial: Tray1:43



Quantify Sample Summary Report

MassLynx MassLynx V4.1 SCN 901

Dataset: I:\Organics Instrument\HIGHRES GCMS Completed Results Files\HR-5\1905\5-190502B-QC.qld

Last Altered: Friday, May 03, 2019 09:02:38 Eastern Daylight Time

Printed: Thursday, May 16, 2019 16:30:16 Eastern Daylight Time

Name: 5-190502B07, Date: 02-May-2019, Time: 16:20:21, ID: H5-19-RS1-005, Description: 1668A-RS1-018, Vial: Tray1:45

	Target Analyte	#Hom	Total Area	Ion1 Area	Ion2 Area	Ra	Ra Fail=Y...	RT	RRT	RT LCL	RT UCL	Conc.	%Rec	Mod.Comment	Noise 1	Noise 2
72	Total PeCB-F5	13		7448910								250137.36252			4414	
73	Total HxCB-F4	6		1361536								24189.25133			1698	
74	Total HxCB-F5	18		4772167								97504.64196			2509	
75	Total HpCB-F5	17		1151177								166473.73355			1900	
76	Total HpCB-F6	5		951064								127311.36485			2362	
77	Total OcCB-F5	7		933050								31863.79085			1207	
78	Total OcCB-F6	6		721402								176476.88360			2629	
79	Total NoCB-F6	3		1019703								6062.96941			2288	
80	Total DeCB-F7	1		645859								53.54290			441	
81	Total 13C-MoCB-F1	2		9626693								199.77364			4336	
82	Total 13C-DiCB-F1	3		6615224								214.83337			26123	
83	Total 13C-DiCB-F2	1		3774991								100.05178			59183	
84	Total 13C-TrCB-F1	1		1693142								102.69500			113766	
85	Total 13C-TrCB-F3	5		9377100								43994.88762			65495	
86	Total 13C-TeCB-F2	1		2084794								100.21313			14338	
87	Total 13C-TeCB-F3	4		1595287								120.99421			9912	
88	Total 13C-TeCB-F4	7		4277565								128272.54354			12913	
89	Total 13C-PeCB-F3	1		2627440								99.90634			2197	
90	Total 13C-PeCB-F4	7		6244247								329.14270			4547	
91	Total 13C-PeCB-F5	14		12820071								376438.76225			7051	
92	Total 13C-HxCB-F4	4		2634140								17267.57861			1763	
93	Total 13C-HxCB-F5	17		12341359								656.94750			5840	
94	Total 13C-HpCB-F5	12		3899678								146945.05909			3670	
95	Total 13C-HpCB-F6	11		2028123								411333.41247			8307	
96	Total 13C-OcCB-F5	7		1708789								21572.64084			1185	
97	Total 13C-OcCB-F6	5		2533697								240.04935			4318	
98	Total 13C-NoCB-F6	5		1835981								9800.10693			4245	
99	Total 13C-DeCB-F7	1		1339225								102.54229			577	
100	Lockmass F1			0											17421...	
101	Lockmass F2			0											1142745	
102	Lockmass F3			0											19850...	
103	Lockmass F4			0											10447...	
104	Lockmass F5			0											424760	
105	Lockmass F6			0											192846	
106	Lockmass F7			0											56942	

Quantify Audit Report MassLynx MassLynx V4.1 SCN 901

Dataset: I:\Organics Instrument\HIGHRES GCMS Completed Results Files\HR-5\1905\5-190502B-QC.qld

Last Altered: Friday, May 03, 2019 09:02:38 Eastern Daylight Time

Printed: Thursday, May 16, 2019 16:30:16 Eastern Daylight Time

Date	Time	Event	Details	Comments
03-May-19	09:02:37	Process Extract		
03-May-19	09:02:38	Process Integrate		
03-May-19	09:02:38	Process Quantify		
03-May-19	09:02:38	Dataset Created		
03-May-19	09:03:38	Dataset Saved	Saved to I:\Organics Instrument\HIGHRES GCMS Complete...	

Quantify Sample Template Report

MassLynx MassLynx V4.1 SCN 901

Dataset: I:\Organics Instrument\HIGHRES GCMS Completed Results Files\HR-5\1905\5-190502B-QC.qld


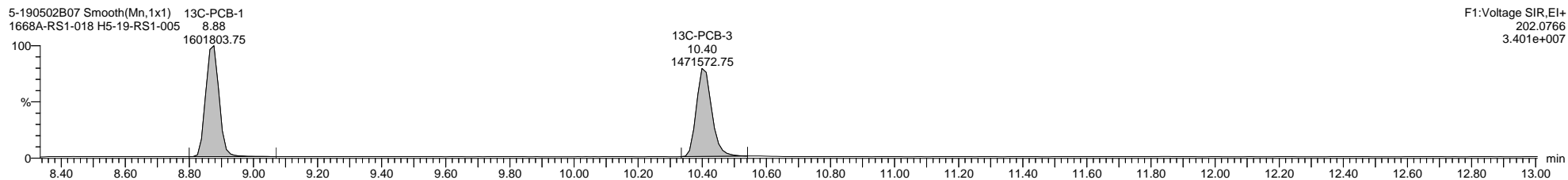
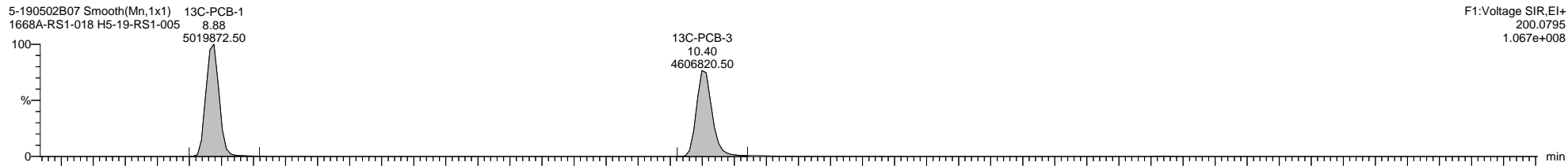
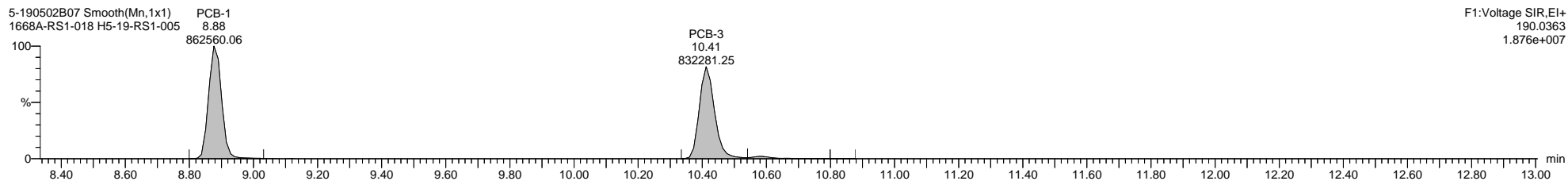
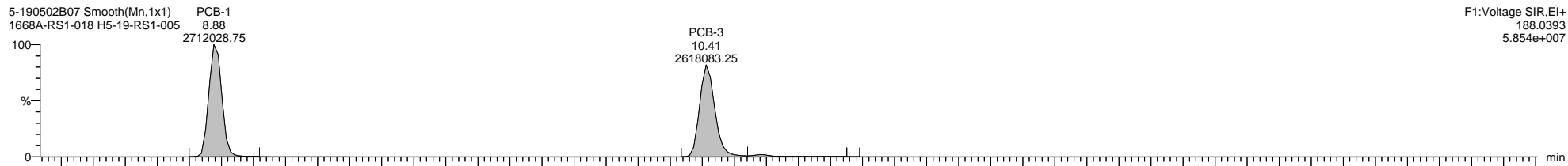
Last Altered: Friday, May 03, 2019 09:02:38 Eastern Daylight Time

Printed: Thursday, May 16, 2019 16:30:16 Eastern Daylight Time

Method: C:\MassLynx\PCB.PRO\MethDB\1668-OCTYL-1-ICAL.mdb 28 Dec 2018 11:55:27

Calibration: C:\MassLynx\PCB.PRO\CurveDB\5-190502B-ICAL.cdb 03 May 2019 08:59:50

Name: 5-190502B07, Date: 02-May-2019, Time: 16:20:21, ID: H5-19-RS1-005, Description: 1668A-RS1-018, Vial: Tray1:45



Quantify Sample Template Report


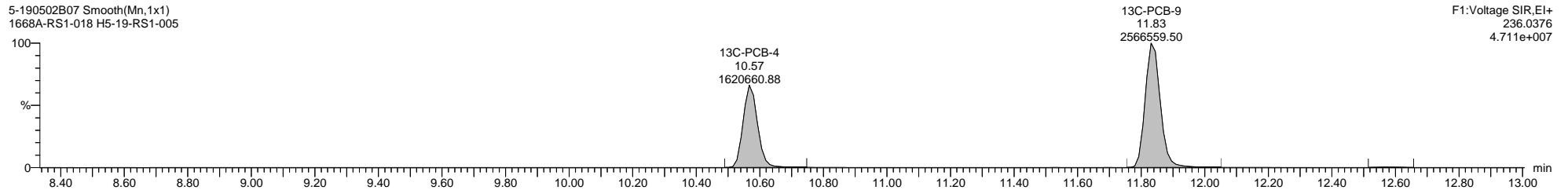
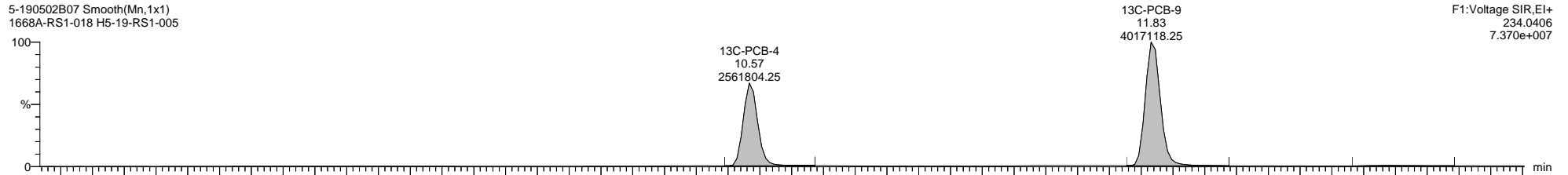
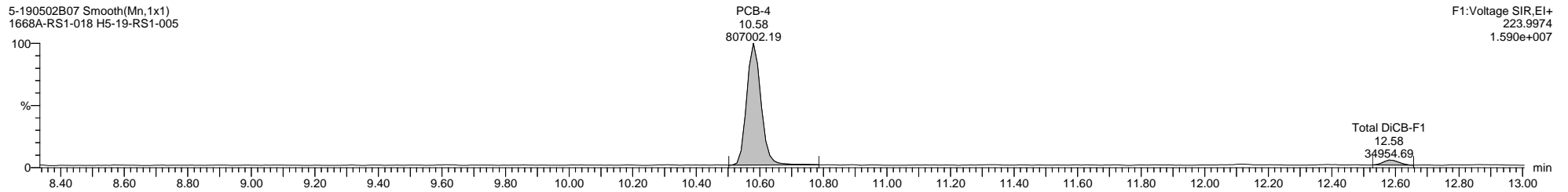
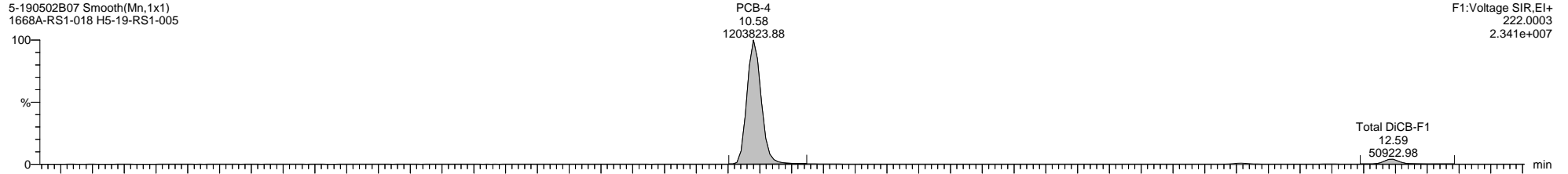
MassLynx MassLynx V4.1 SCN 901

Dataset: I:\Organics Instrument\HIGHRES GCMS Completed Results Files\HR-5\1905\5-190502B-QC.qld

Last Altered: Friday, May 03, 2019 09:02:38 Eastern Daylight Time

Printed: Thursday, May 16, 2019 16:30:16 Eastern Daylight Time

Name: 5-190502B07, Date: 02-May-2019, Time: 16:20:21, ID: H5-19-RS1-005, Description: 1668A-RS1-018, Vial: Tray1:45



Quantify Sample Template Report

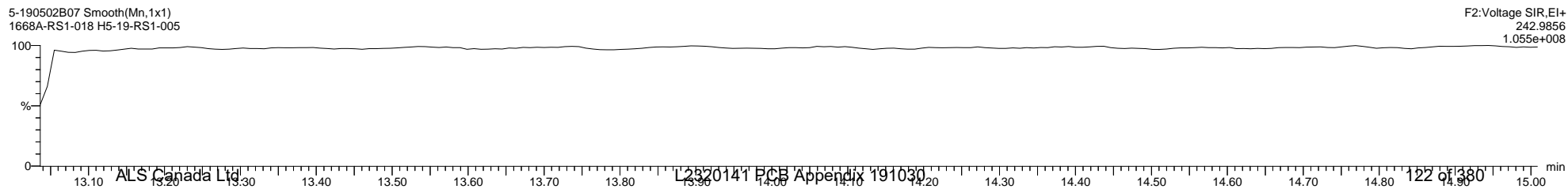
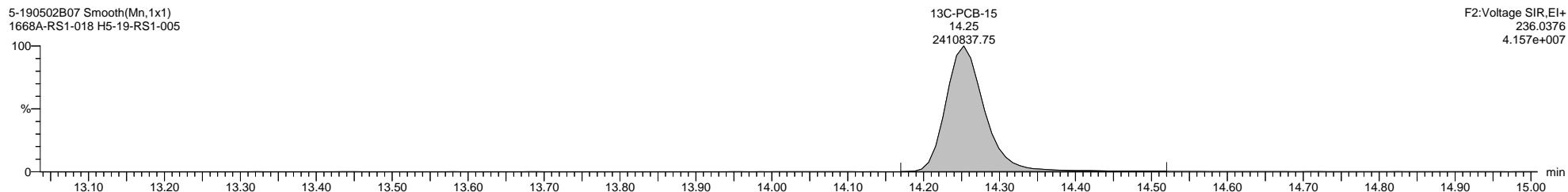

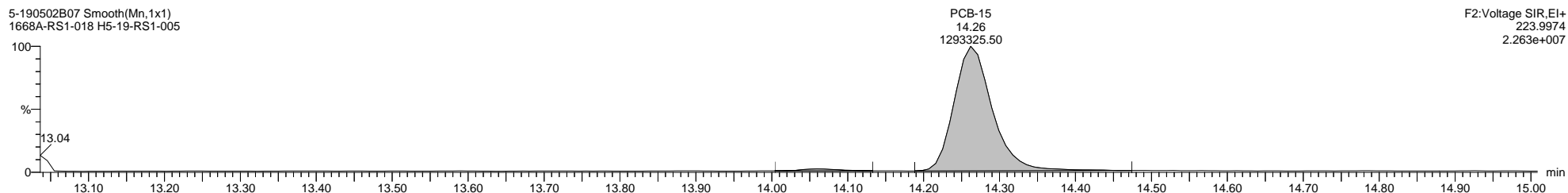

MassLynx MassLynx V4.1 SCN 901

Dataset: I:\Organics Instrument\HIGHRES GCMS Completed Results Files\HR-5\1905\5-190502B-QC.qld

Last Altered: Friday, May 03, 2019 09:02:38 Eastern Daylight Time

Printed: Thursday, May 16, 2019 16:30:16 Eastern Daylight Time

Name: 5-190502B07, Date: 02-May-2019, Time: 16:20:21, ID: H5-19-RS1-005, Description: 1668A-RS1-018, Vial: Tray1:45



Quantify Sample Template Report


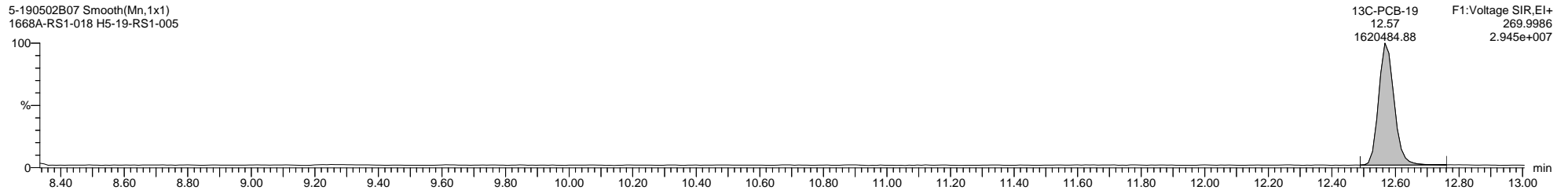

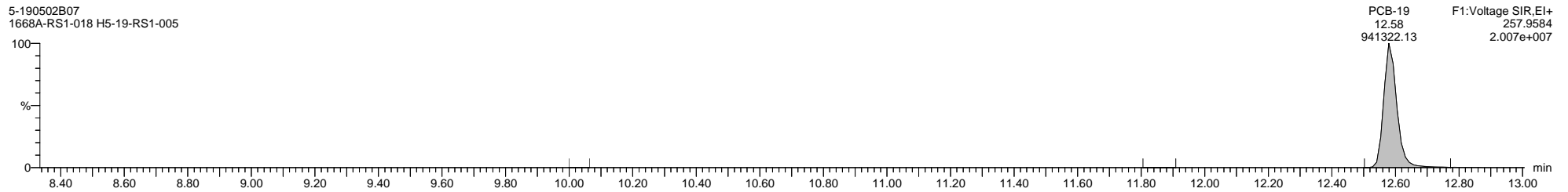

MassLynx MassLynx V4.1 SCN 901

Dataset: I:\Organics Instrument\HIGHRES GCMS Completed Results Files\HR-5\1905\5-190502B-QC.qld

Last Altered: Friday, May 03, 2019 09:02:38 Eastern Daylight Time

Printed: Thursday, May 16, 2019 16:30:16 Eastern Daylight Time

Name: 5-190502B07, Date: 02-May-2019, Time: 16:20:21, ID: H5-19-RS1-005, Description: 1668A-RS1-018, Vial: Tray1:45



Quantify Sample Template Report

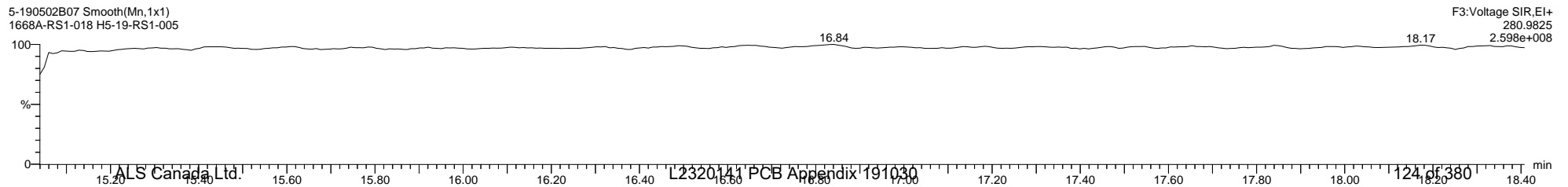
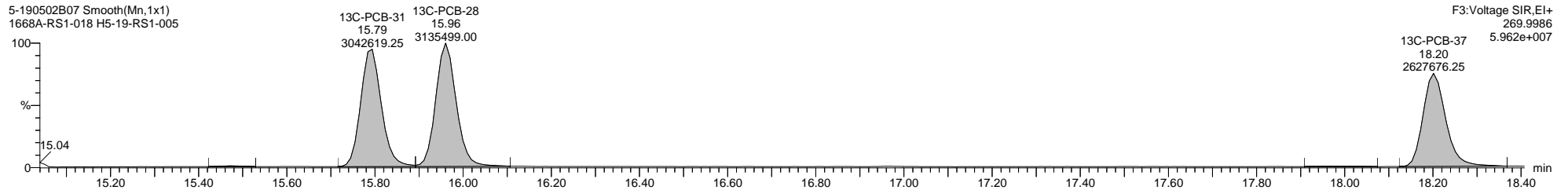

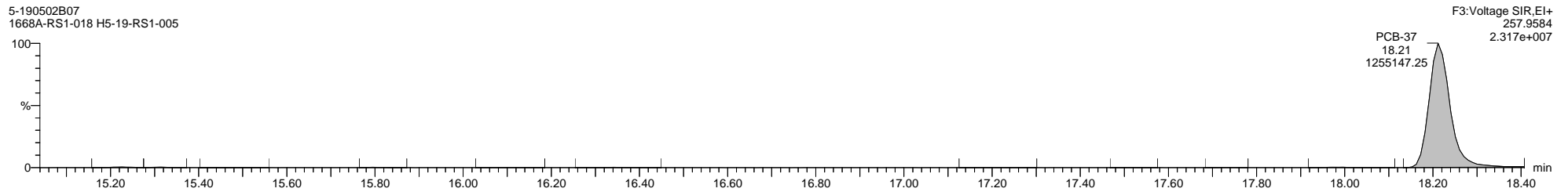
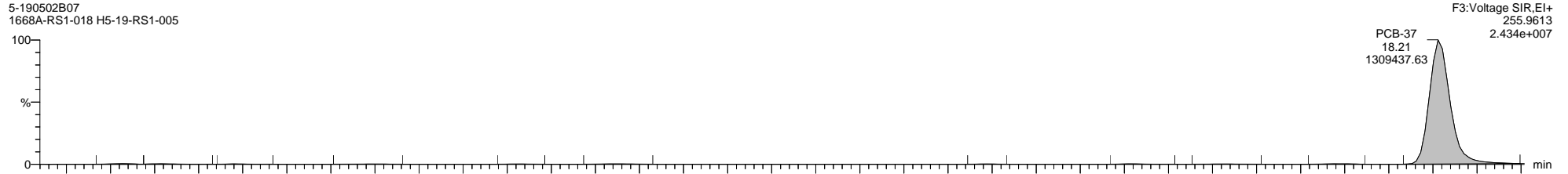
MassLynx MassLynx V4.1 SCN 901

Dataset: I:\Organics Instrument\HIGHRES GCMS Completed Results Files\HR-5\1905\5-190502B-QC.qld

Last Altered: Friday, May 03, 2019 09:02:38 Eastern Daylight Time

Printed: Thursday, May 16, 2019 16:30:16 Eastern Daylight Time

Name: 5-190502B07, Date: 02-May-2019, Time: 16:20:21, ID: H5-19-RS1-005, Description: 1668A-RS1-018, Vial: Tray1:45



Quantify Sample Template Report

MassLynx MassLynx V4.1 SCN 901


Dataset: I:\Organics Instrument\HIGHRES GCMS Completed Results Files\HR-5\1905\5-190502B-QC.qld

Last Altered: Friday, May 03, 2019 09:02:38 Eastern Daylight Time

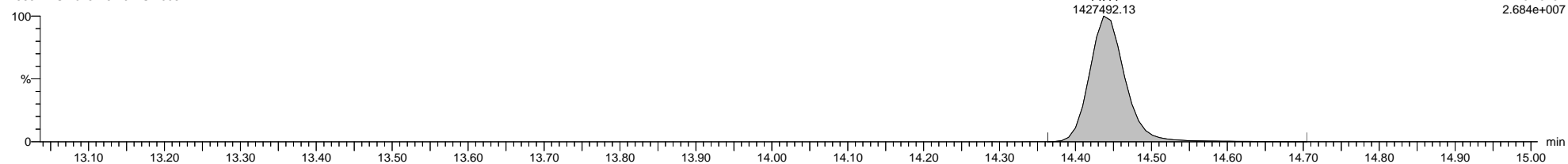
Printed: Thursday, May 16, 2019 16:30:16 Eastern Daylight Time

Name: 5-190502B07, Date: 02-May-2019, Time: 16:20:21, ID: H5-19-RS1-005, Description: 1668A-RS1-018, Vial: Tray1:45


5-190502B07 Smooth(Mn,1x1)
1668A-RS1-018 H5-19-RS1-005



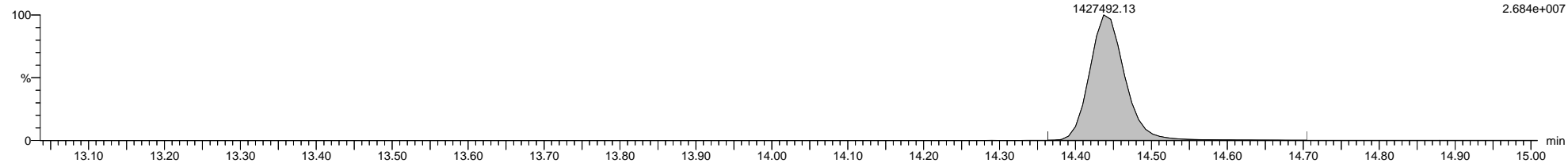
5-190502B07 Smooth(Mn,1x1)
1668A-RS1-018 H5-19-RS1-005



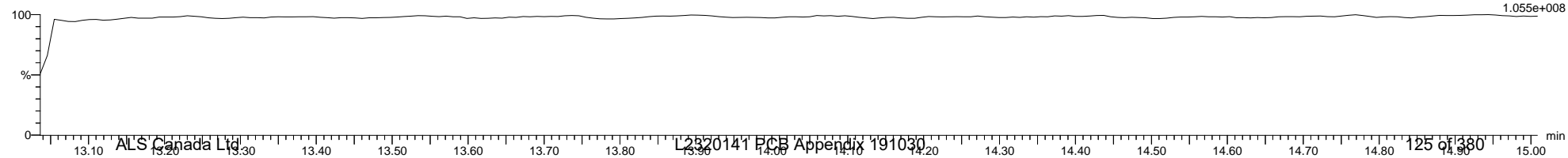
5-190502B07 Smooth(Mn,1x1)
1668A-RS1-018 H5-19-RS1-005



5-190502B07 Smooth(Mn,1x1)
1668A-RS1-018 H5-19-RS1-005



5-190502B07 Smooth(Mn,1x1)
1668A-RS1-018 H5-19-RS1-005

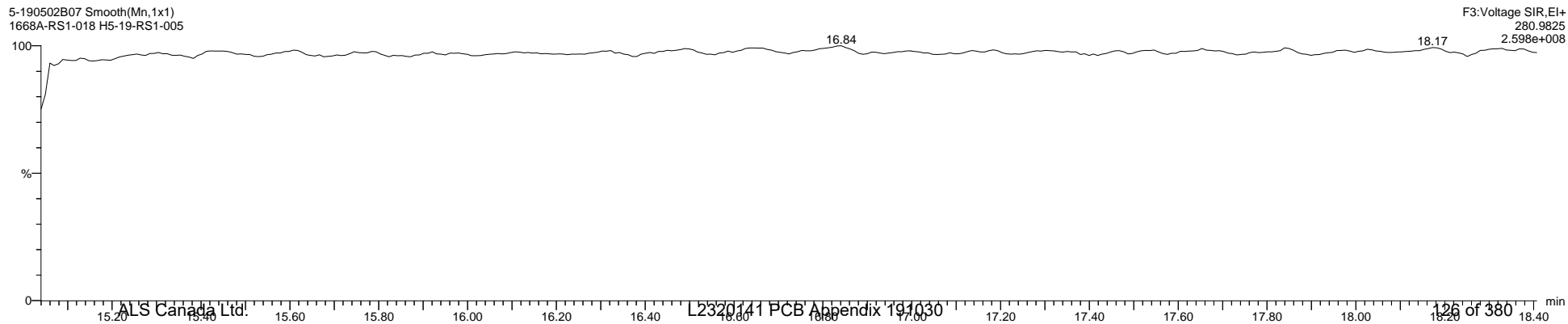
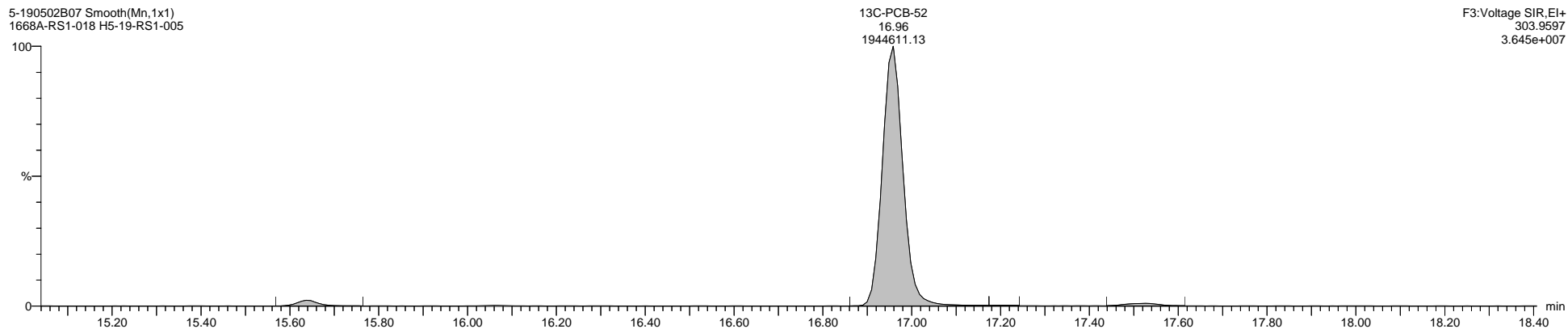
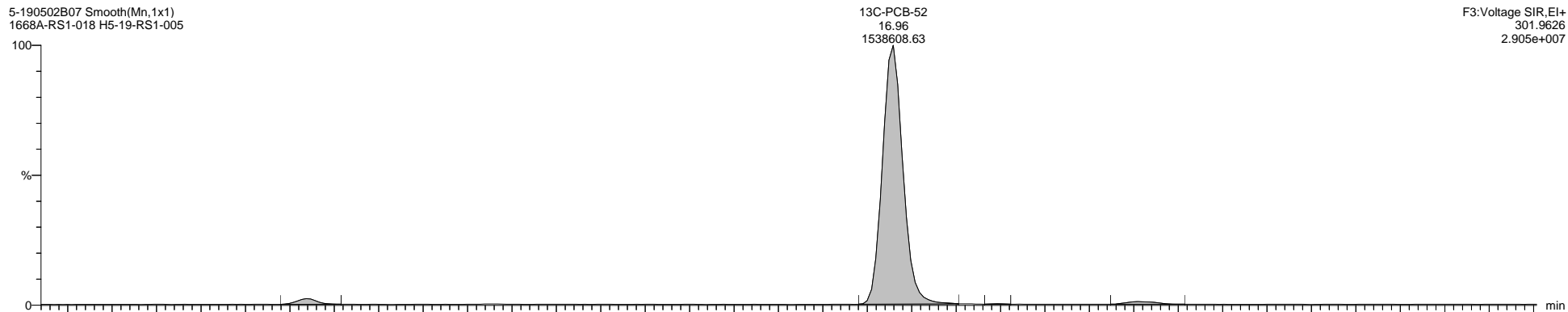


Quantify Sample Template Report MassLynx MassLynx V4.1 SCN 901

Dataset: I:\Organics Instrument\HIGHRES GCMS Completed Results Files\HR-5\1905\5-190502B-QC.qld

Last Altered: Friday, May 03, 2019 09:02:38 Eastern Daylight Time
Printed: Thursday, May 16, 2019 16:30:16 Eastern Daylight Time

Name: 5-190502B07, Date: 02-May-2019, Time: 16:20:21, ID: H5-19-RS1-005, Description: 1668A-RS1-018, Vial: Tray1:45



Quantify Sample Template Report

MassLynx MassLynx V4.1 SCN 901

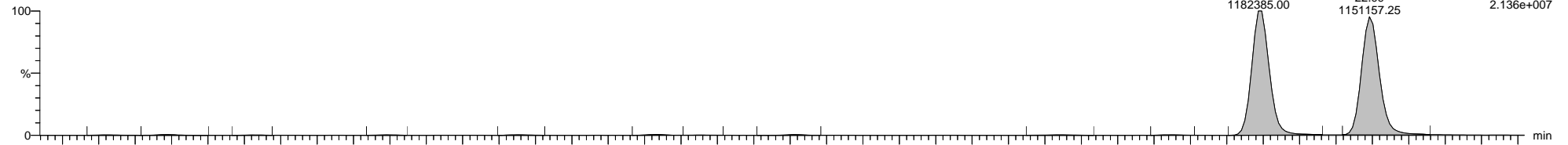
Dataset: I:\Organics Instrument\HIGHRES GCMS Completed Results Files\HR-5\1905\5-190502B-QC.qld

Last Altered: Friday, May 03, 2019 09:02:38 Eastern Daylight Time

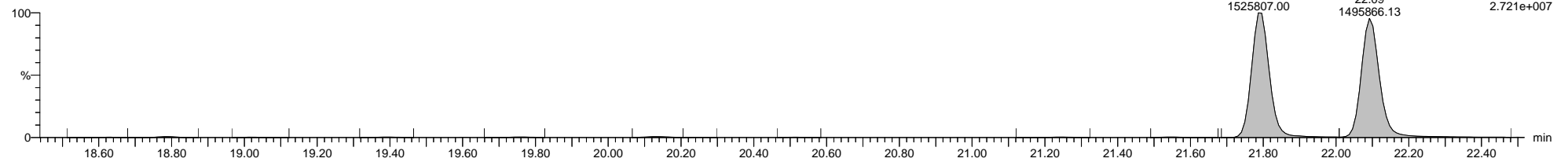
Printed: Thursday, May 16, 2019 16:30:16 Eastern Daylight Time

Name: 5-190502B07, Date: 02-May-2019, Time: 16:20:21, ID: H5-19-RS1-005, Description: 1668A-RS1-018, Vial: Tray1:45


5-190502B07 Smooth(Mn,1x1)
1668A-RS1-018 H5-19-RS1-005



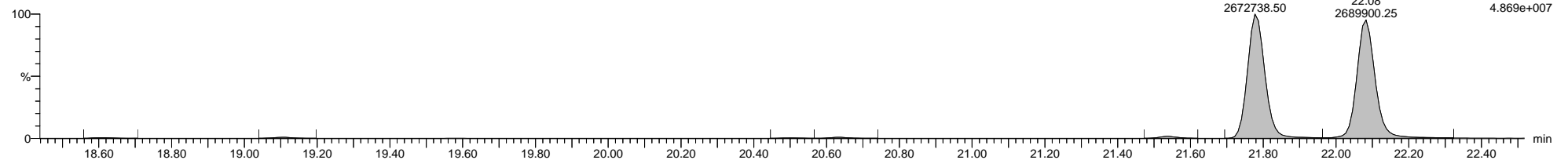
5-190502B07 Smooth(Mn,1x1)
1668A-RS1-018 H5-19-RS1-005



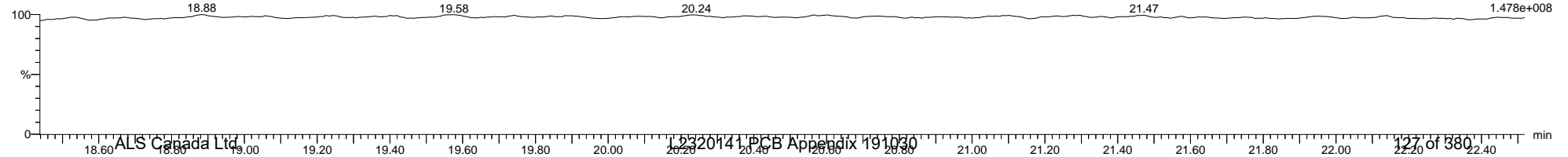
5-190502B07 Smooth(Mn,1x1)
1668A-RS1-018 H5-19-RS1-005



5-190502B07 Smooth(Mn,1x1)
1668A-RS1-018 H5-19-RS1-005



5-190502B07 Smooth(Mn,1x1)
1668A-RS1-018 H5-19-RS1-005



Quantify Sample Template Report

MassLynx MassLynx V4.1 SCN 901


Dataset: I:\Organics Instrument\HIGHRES GCMS Completed Results Files\HR-5\1905\5-190502B-QC.qld

Last Altered: Friday, May 03, 2019 09:02:38 Eastern Daylight Time

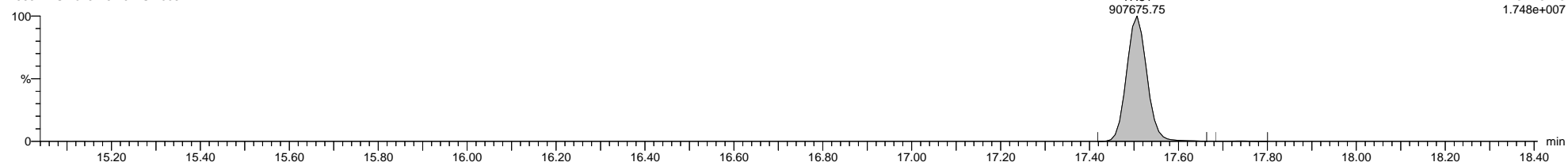
Printed: Thursday, May 16, 2019 16:30:16 Eastern Daylight Time

Name: 5-190502B07, Date: 02-May-2019, Time: 16:20:21, ID: H5-19-RS1-005, Description: 1668A-RS1-018, Vial: Tray1:45


5-190502B07 Smooth(Mn,1x1)
1668A-RS1-018 H5-19-RS1-005



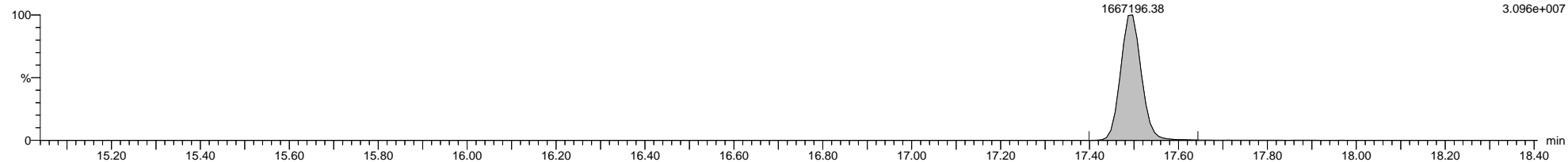
5-190502B07 Smooth(Mn,1x1)
1668A-RS1-018 H5-19-RS1-005



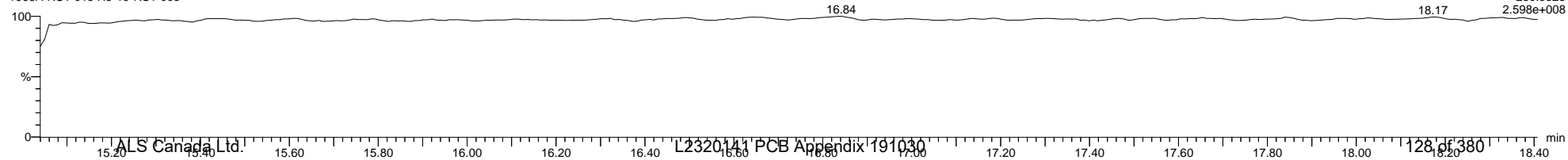
5-190502B07 Smooth(Mn,1x1)
1668A-RS1-018 H5-19-RS1-005



5-190502B07 Smooth(Mn,1x1)
1668A-RS1-018 H5-19-RS1-005



5-190502B07 Smooth(Mn,1x1)
1668A-RS1-018 H5-19-RS1-005



Quantify Sample Template Report

MassLynx MassLynx V4.1 SCN 901

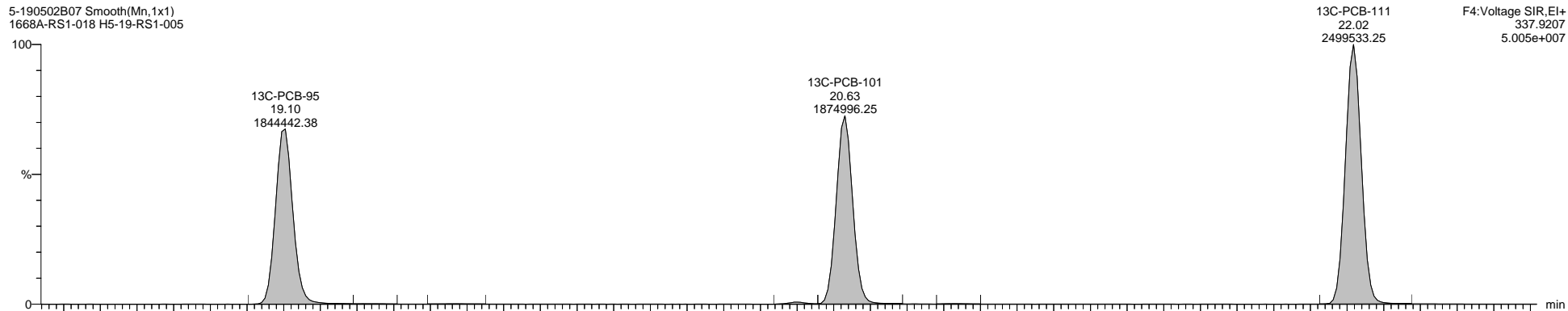
Dataset: I:\Organics Instrument\HIGHRES GCMS Completed Results Files\HR-5\1905\5-190502B-QC.qld

Last Altered: Friday, May 03, 2019 09:02:38 Eastern Daylight Time

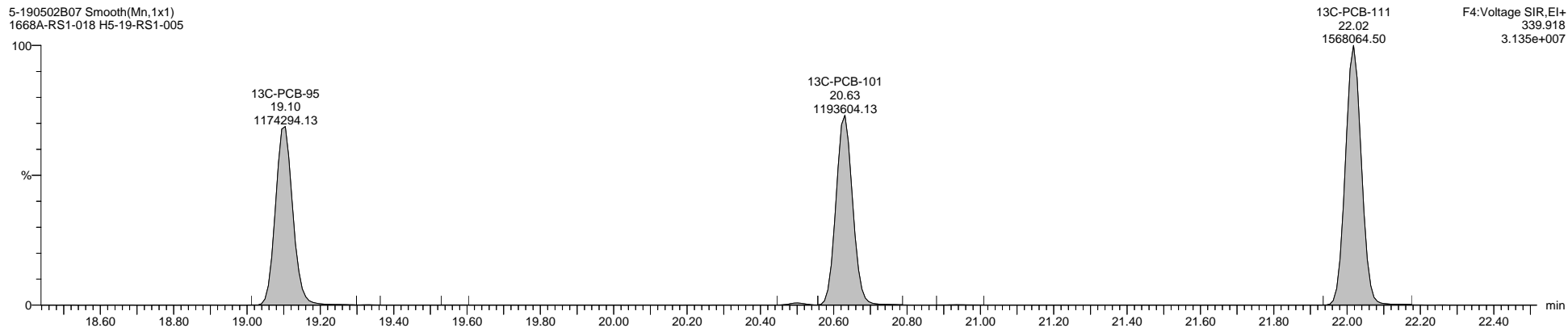
Printed: Thursday, May 16, 2019 16:30:16 Eastern Daylight Time

Name: 5-190502B07, Date: 02-May-2019, Time: 16:20:21, ID: H5-19-RS1-005, Description: 1668A-RS1-018, Vial: Tray1:45

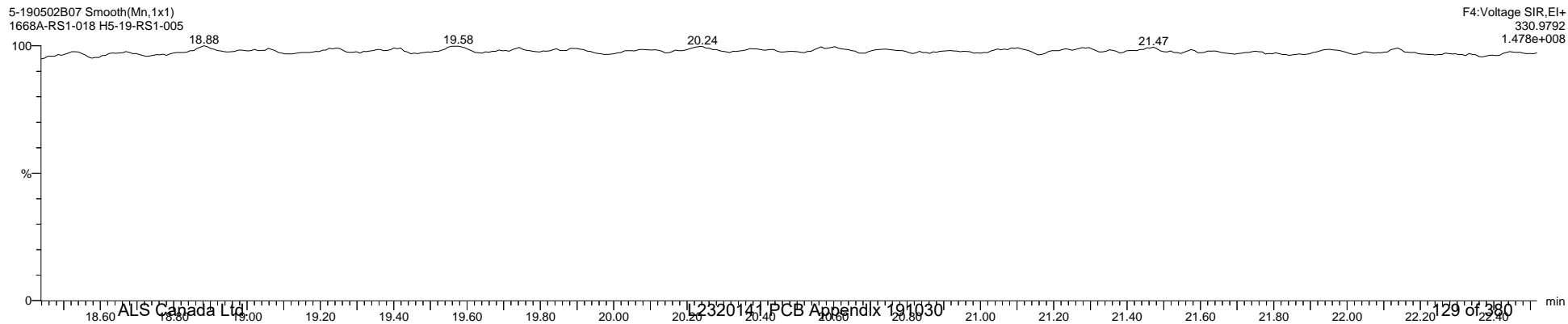
5-190502B07 Smooth(Mn,1x1)
1668A-RS1-018 H5-19-RS1-005



5-190502B07 Smooth(Mn,1x1)
1668A-RS1-018 H5-19-RS1-005



5-190502B07 Smooth(Mn,1x1)
1668A-RS1-018 H5-19-RS1-005

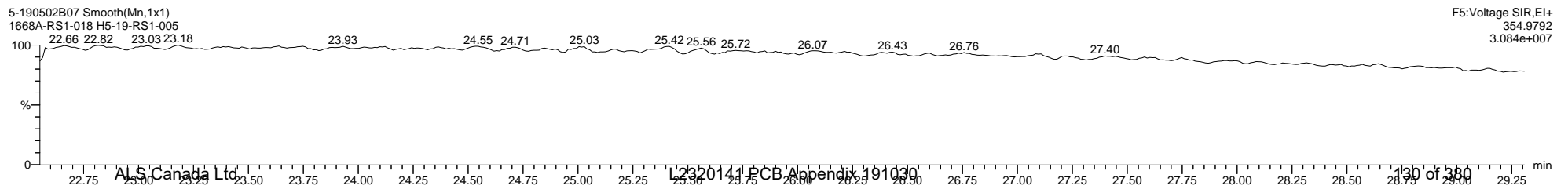
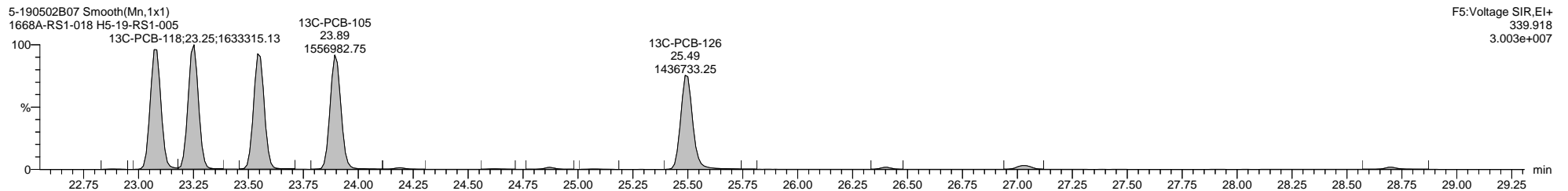
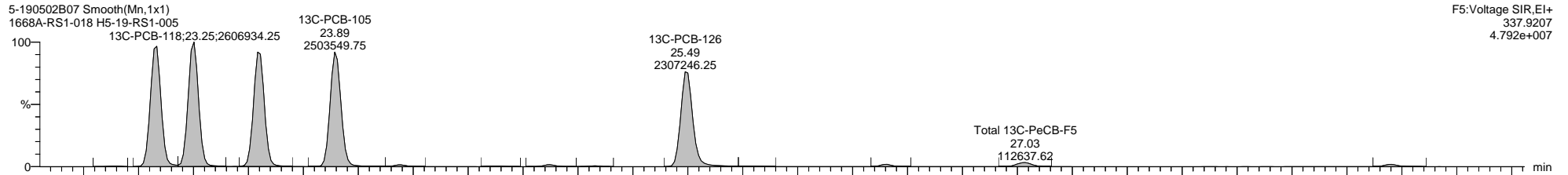
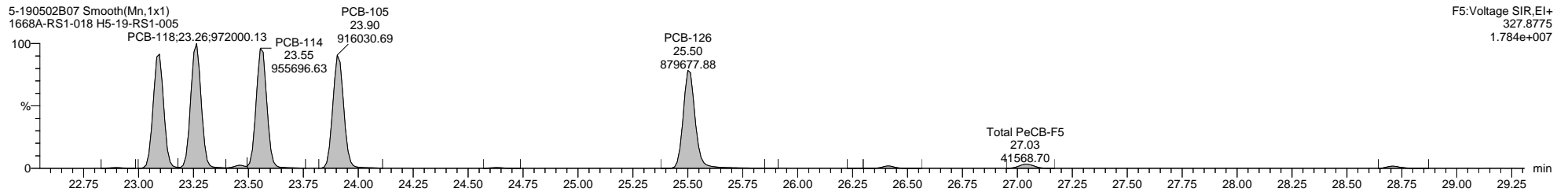
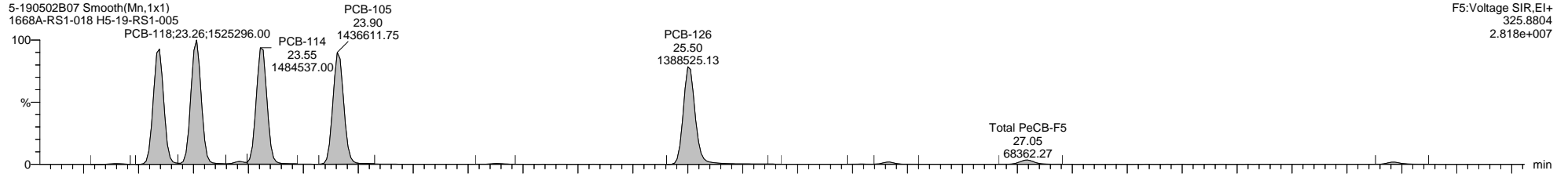


Quantify Sample Template Report **MassLynx MassLynx V4.1 SCN 901**

Dataset: I:\Organics Instrument\HIGHRES GCMS Completed Results Files\HR-5\1905\5-190502B-QC.qld

Last Altered: Friday, May 03, 2019 09:02:38 Eastern Daylight Time
 Printed: Thursday, May 16, 2019 16:30:16 Eastern Daylight Time

Name: 5-190502B07, Date: 02-May-2019, Time: 16:20:21, ID: H5-19-RS1-005, Description: 1668A-RS1-018, Vial: Tray1:45



Quantify Sample Template Report

MassLynx MassLynx V4.1 SCN 901

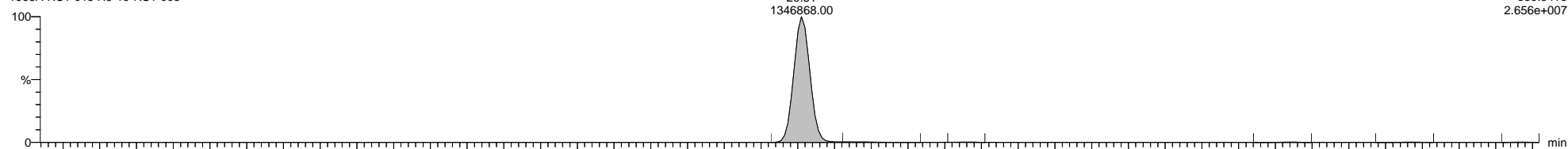
Dataset: I:\Organics Instrument\HIGHRES GCMS Completed Results Files\HR-5\1905\5-190502B-QC.qld

Last Altered: Friday, May 03, 2019 09:02:38 Eastern Daylight Time

Printed: Thursday, May 16, 2019 16:30:16 Eastern Daylight Time

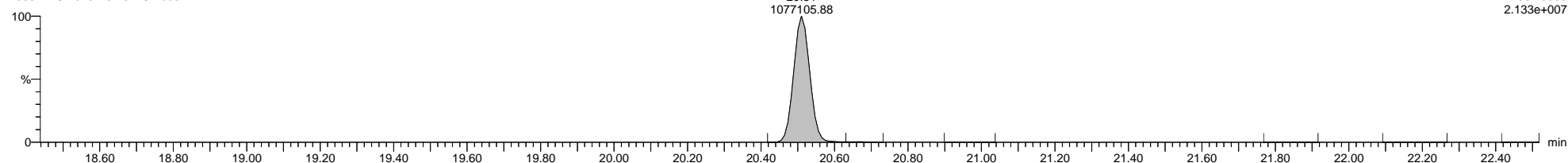
Name: 5-190502B07, Date: 02-May-2019, Time: 16:20:21, ID: H5-19-RS1-005, Description: 1668A-RS1-018, Vial: Tray1:45

5-190502B07 Smooth(Mn,1x1)
1668A-RS1-018 H5-19-RS1-005



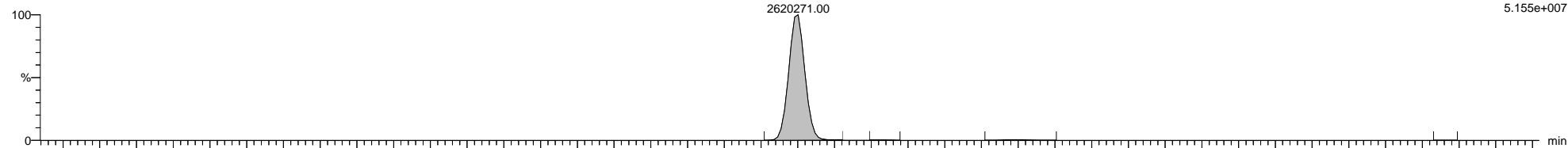
F4:Voltage SIR,EI+
359.8415
2.656e+007

5-190502B07 Smooth(Mn,1x1)
1668A-RS1-018 H5-19-RS1-005



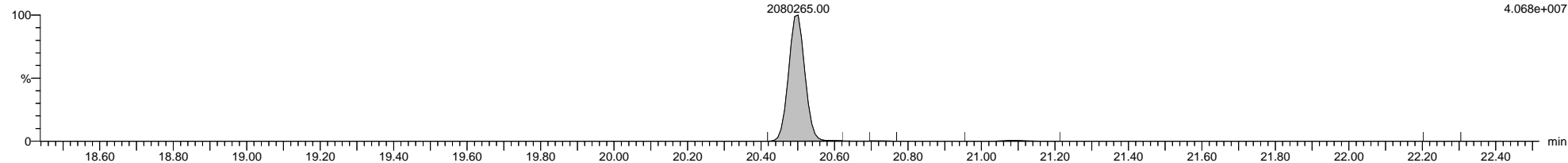
F4:Voltage SIR,EI+
361.8385
2.133e+007

5-190502B07 Smooth(Mn,1x1)
1668A-RS1-018 H5-19-RS1-005



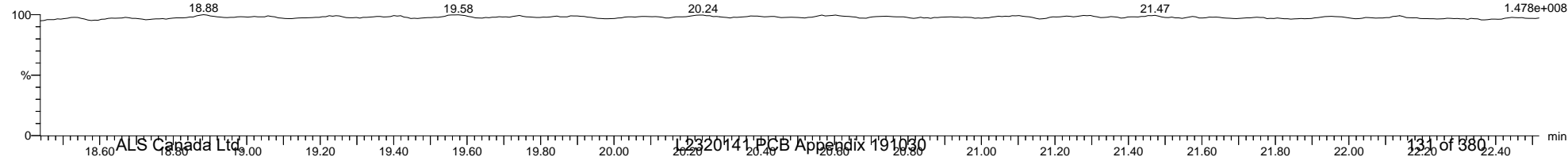
F4:Voltage SIR,EI+
371.8817
5.155e+007

5-190502B07 Smooth(Mn,1x1)
1668A-RS1-018 H5-19-RS1-005



F4:Voltage SIR,EI+
373.8789
4.068e+007

5-190502B07 Smooth(Mn,1x1)
1668A-RS1-018 H5-19-RS1-005



F4:Voltage SIR,EI+
330.9792
1.478e+008

Quantify Sample Template Report

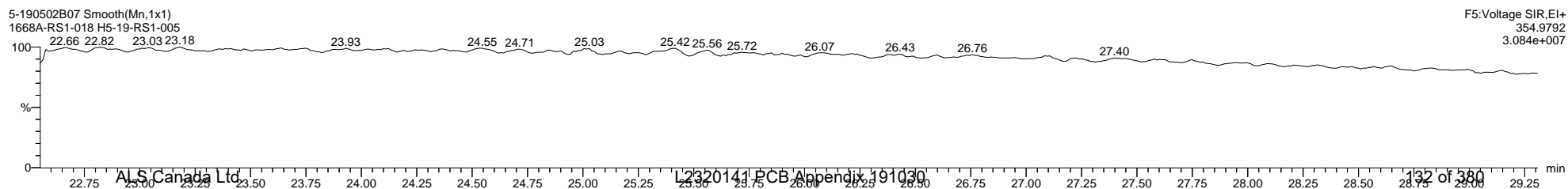
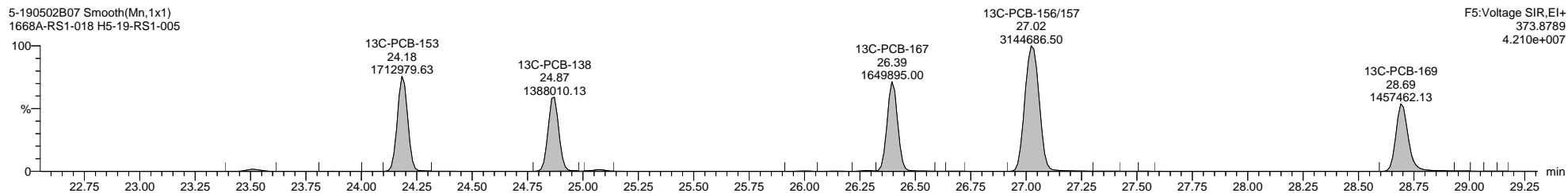
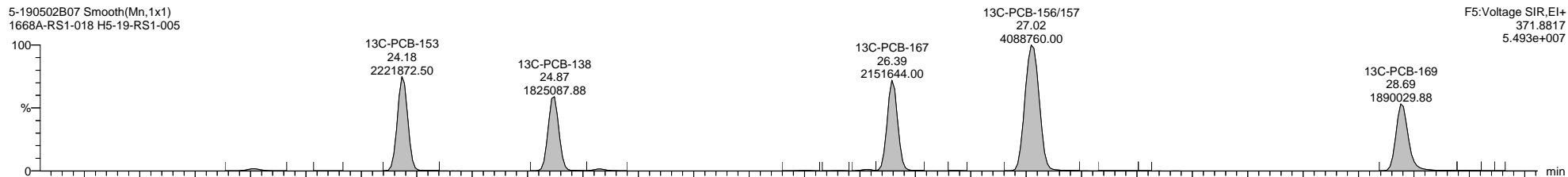
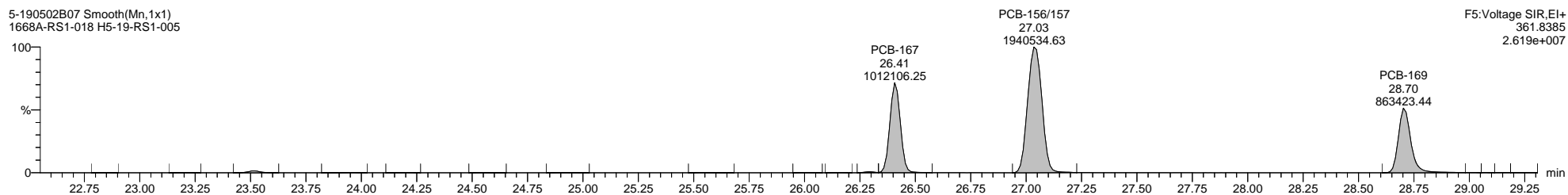
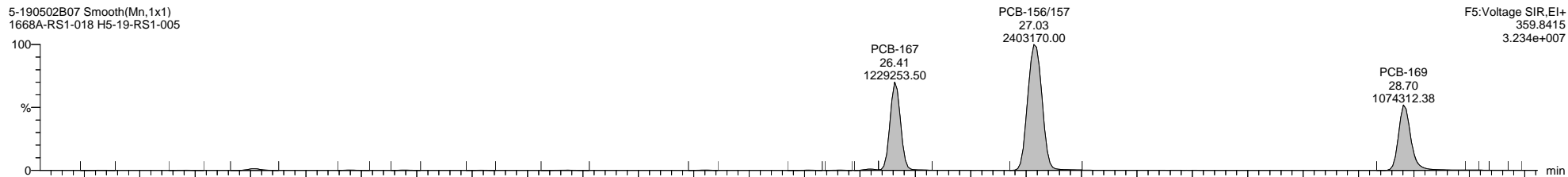
MassLynx MassLynx V4.1 SCN 901

Dataset: I:\Organics Instrument\HIGHRES GCMS Completed Results Files\HR-5\1905\5-190502B-QC.qld

Last Altered: Friday, May 03, 2019 09:02:38 Eastern Daylight Time

Printed: Thursday, May 16, 2019 16:30:16 Eastern Daylight Time

Name: 5-190502B07, Date: 02-May-2019, Time: 16:20:21, ID: H5-19-RS1-005, Description: 1668A-RS1-018, Vial: Tray1:45

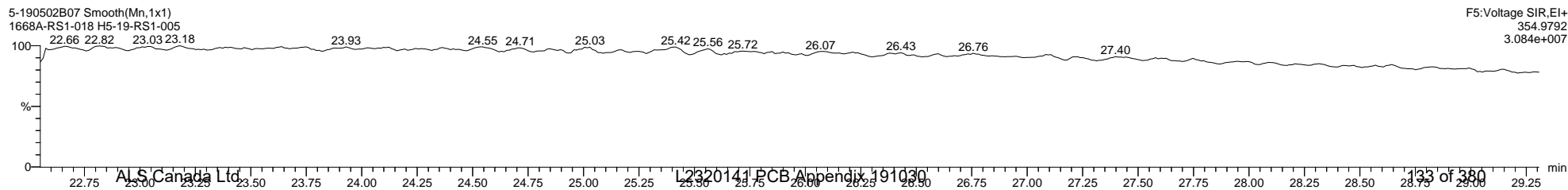
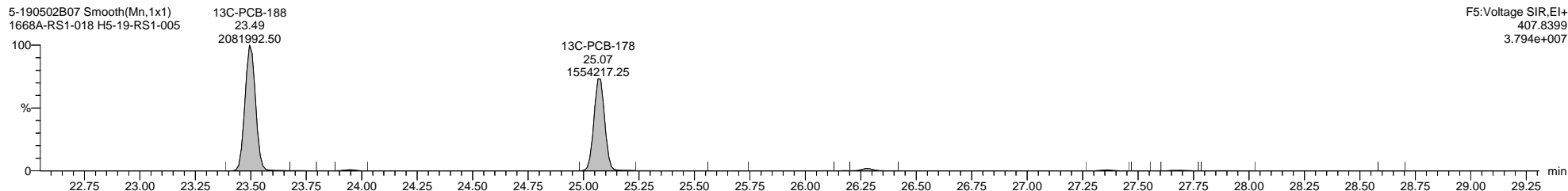
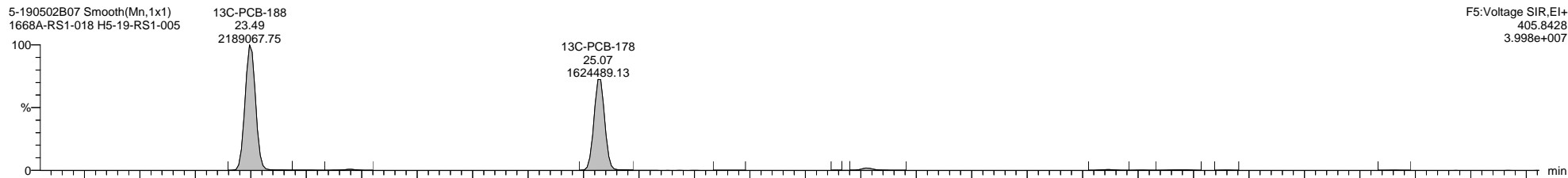
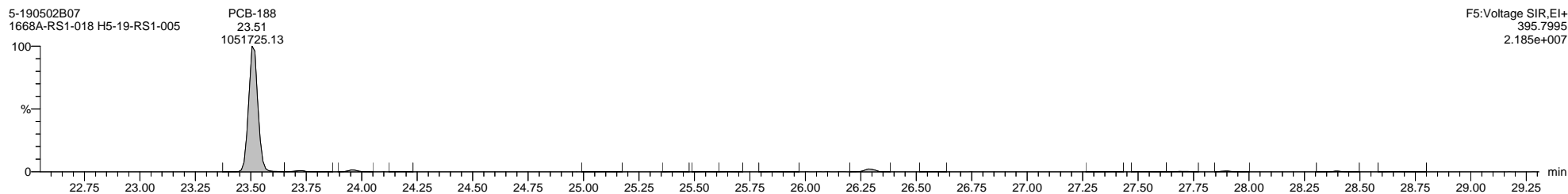
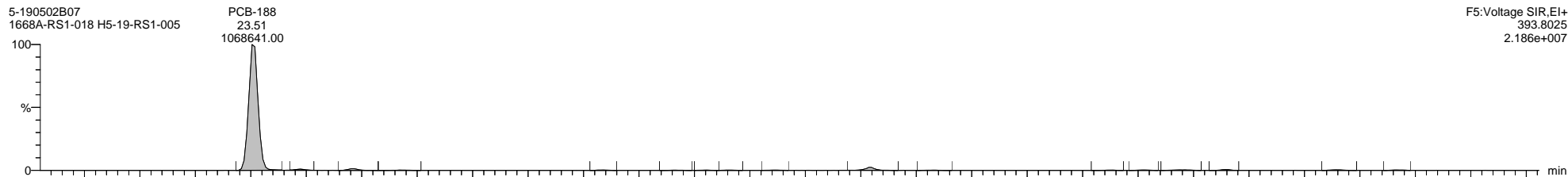


Quantify Sample Template Report MassLynx MassLynx V4.1 SCN 901

Dataset: I:\Organics Instrument\HIGHRES GCMS Completed Results Files\HR-5\1905\5-190502B-QC.qld

Last Altered: Friday, May 03, 2019 09:02:38 Eastern Daylight Time
Printed: Thursday, May 16, 2019 16:30:16 Eastern Daylight Time

Name: 5-190502B07, Date: 02-May-2019, Time: 16:20:21, ID: H5-19-RS1-005, Description: 1668A-RS1-018, Vial: Tray1:45



Quantify Sample Template Report

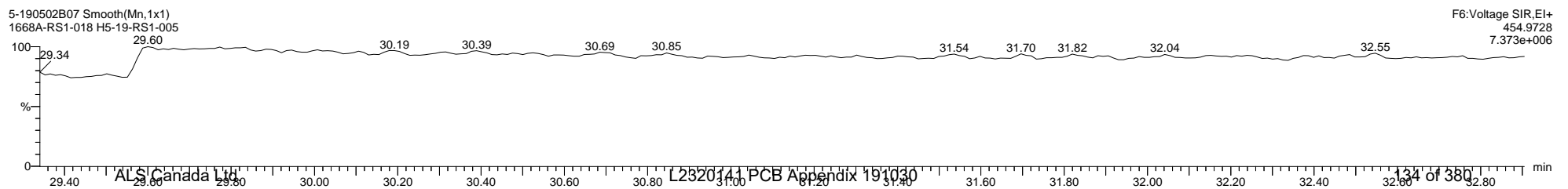
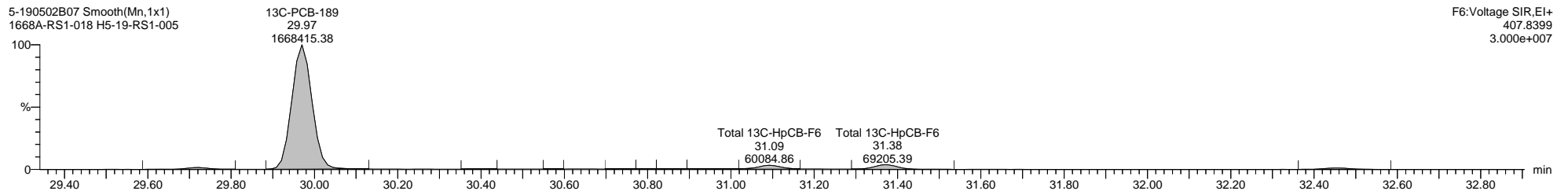
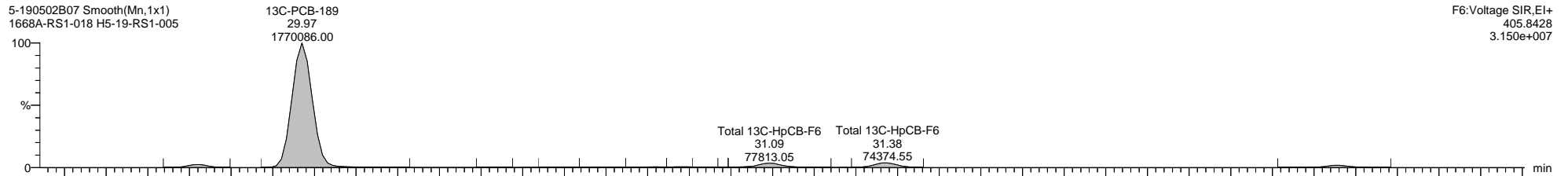
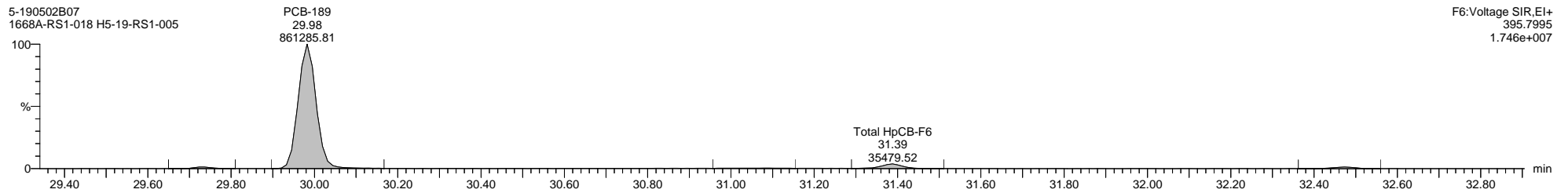
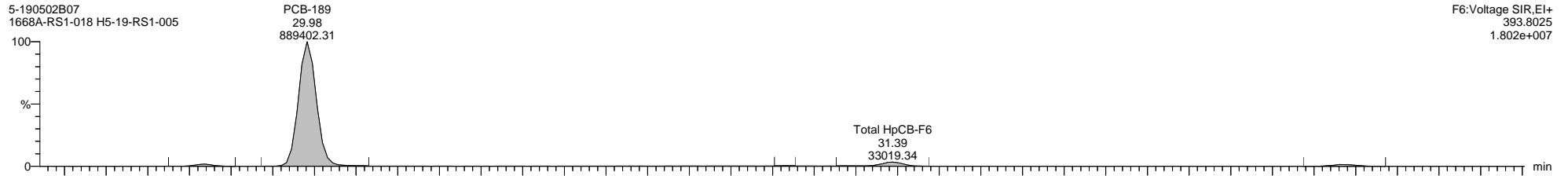
MassLynx MassLynx V4.1 SCN 901

Dataset: I:\Organics Instrument\HIGHRES GCMS Completed Results Files\HR-5\1905\5-190502B-QC.qld

Last Altered: Friday, May 03, 2019 09:02:38 Eastern Daylight Time

Printed: Thursday, May 16, 2019 16:30:16 Eastern Daylight Time

Name: 5-190502B07, Date: 02-May-2019, Time: 16:20:21, ID: H5-19-RS1-005, Description: 1668A-RS1-018, Vial: Tray1:45



Quantify Sample Template Report

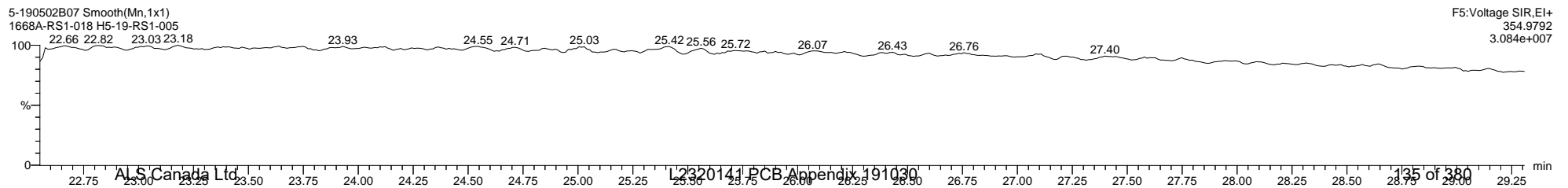
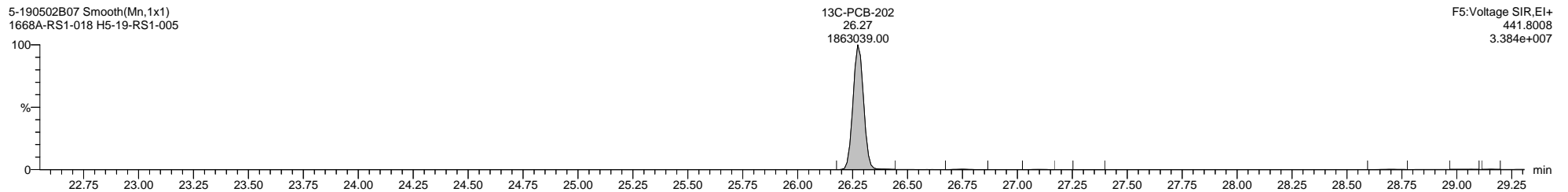
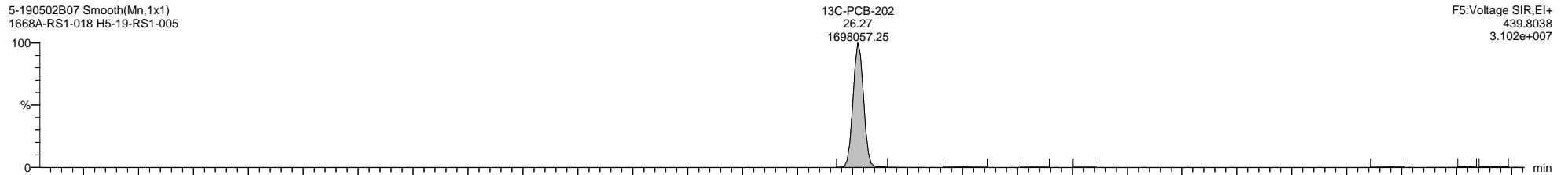
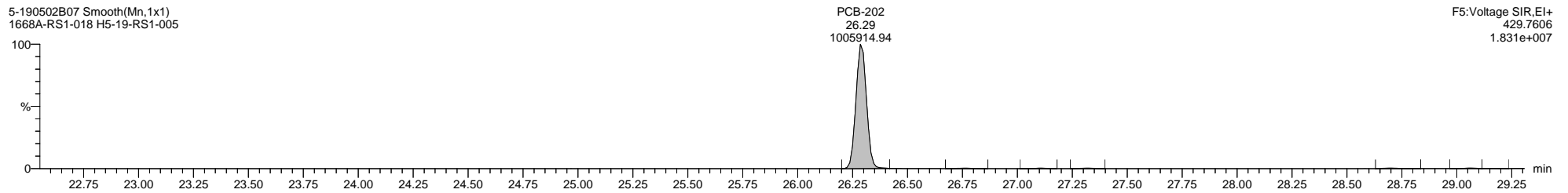
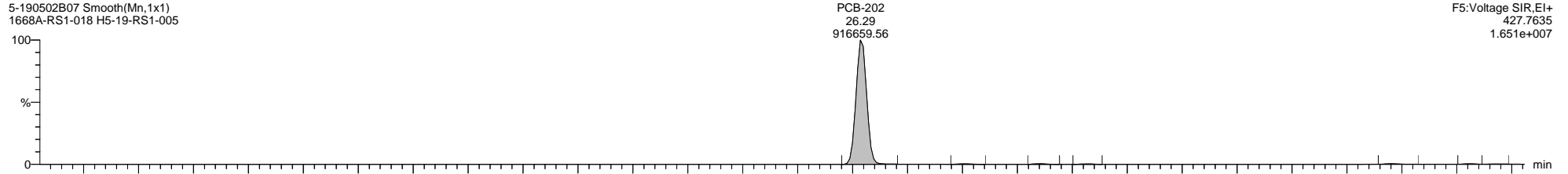
MassLynx MassLynx V4.1 SCN 901

Dataset: I:\Organics Instrument\HIGHRES GCMS Completed Results Files\HR-5\1905\5-190502B-QC.qld

Last Altered: Friday, May 03, 2019 09:02:38 Eastern Daylight Time

Printed: Thursday, May 16, 2019 16:30:16 Eastern Daylight Time

Name: 5-190502B07, Date: 02-May-2019, Time: 16:20:21, ID: H5-19-RS1-005, Description: 1668A-RS1-018, Vial: Tray1:45



Quantify Sample Template Report

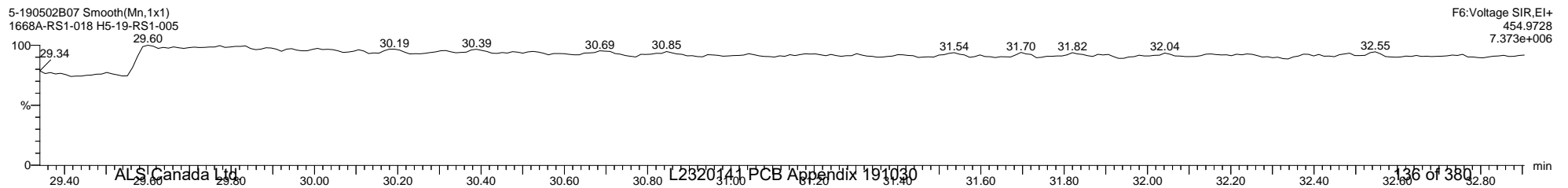
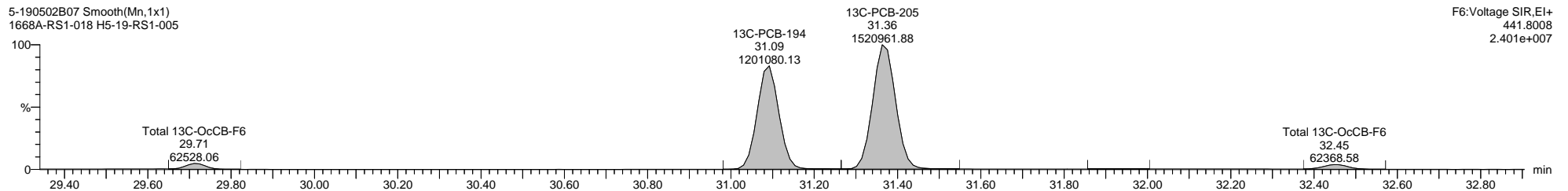
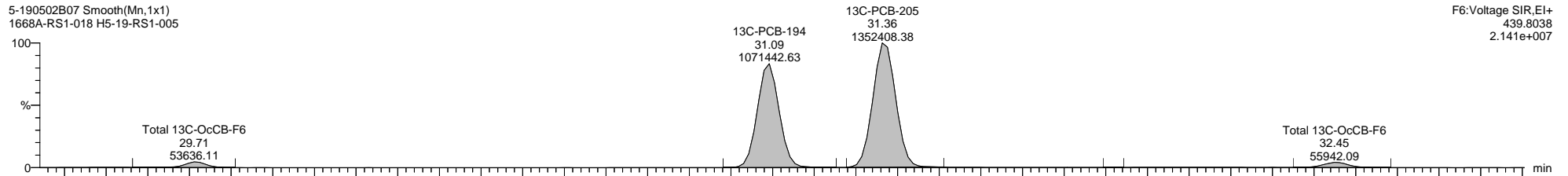
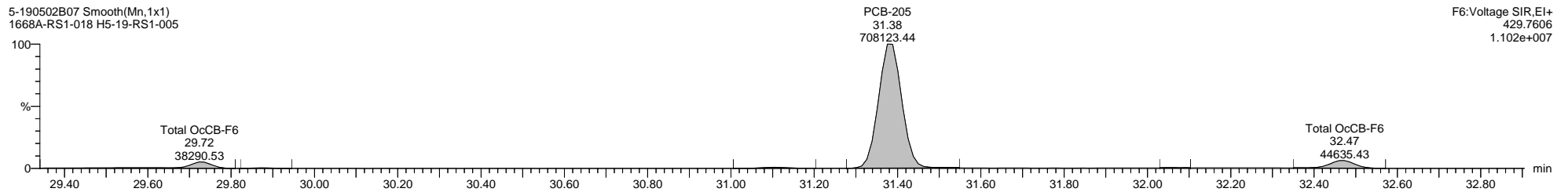
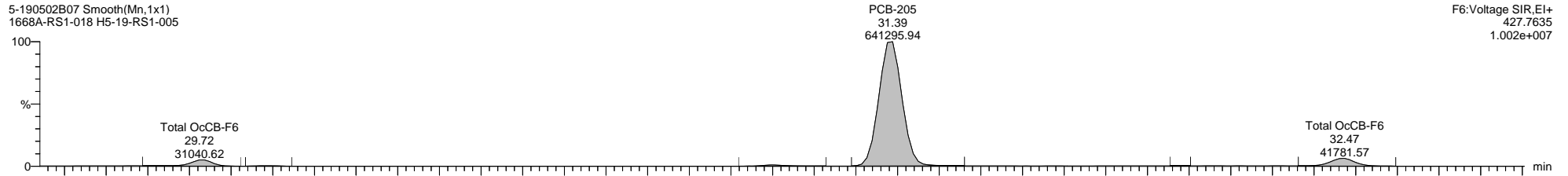
MassLynx MassLynx V4.1 SCN 901

Dataset: I:\Organics Instrument\HIGHRES GCMS Completed Results Files\HR-5\1905\5-190502B-QC.qld

Last Altered: Friday, May 03, 2019 09:02:38 Eastern Daylight Time

Printed: Thursday, May 16, 2019 16:30:16 Eastern Daylight Time

Name: 5-190502B07, Date: 02-May-2019, Time: 16:20:21, ID: H5-19-RS1-005, Description: 1668A-RS1-018, Vial: Tray1:45



Quantify Sample Template Report


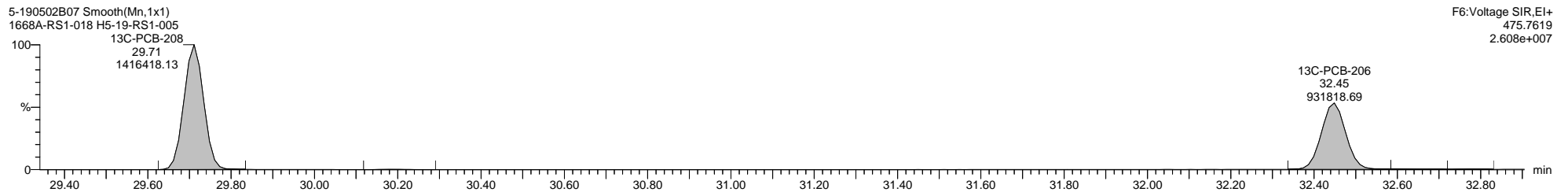

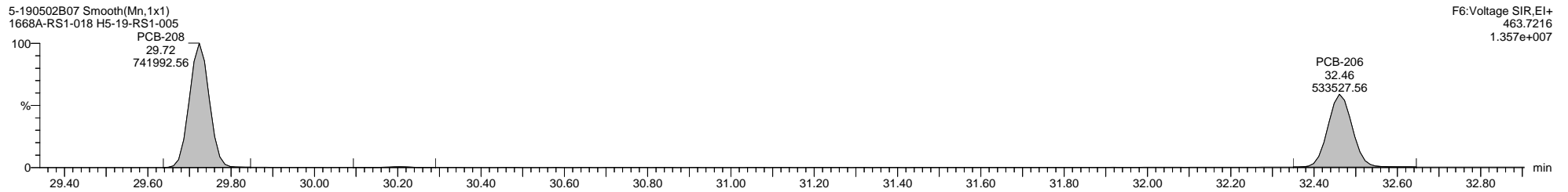

MassLynx MassLynx V4.1 SCN 901

Dataset: I:\Organics Instrument\HIGHRES GCMS Completed Results Files\HR-5\1905\5-190502B-QC.qld

Last Altered: Friday, May 03, 2019 09:02:38 Eastern Daylight Time

Printed: Thursday, May 16, 2019 16:30:16 Eastern Daylight Time

Name: 5-190502B07, Date: 02-May-2019, Time: 16:20:21, ID: H5-19-RS1-005, Description: 1668A-RS1-018, Vial: Tray1:45



Quantify Sample Template Report

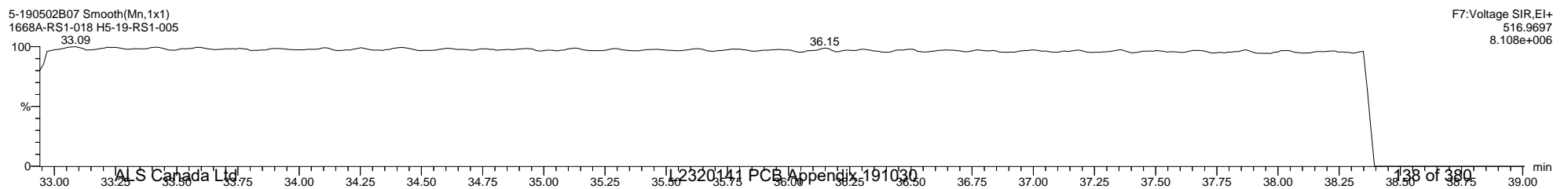
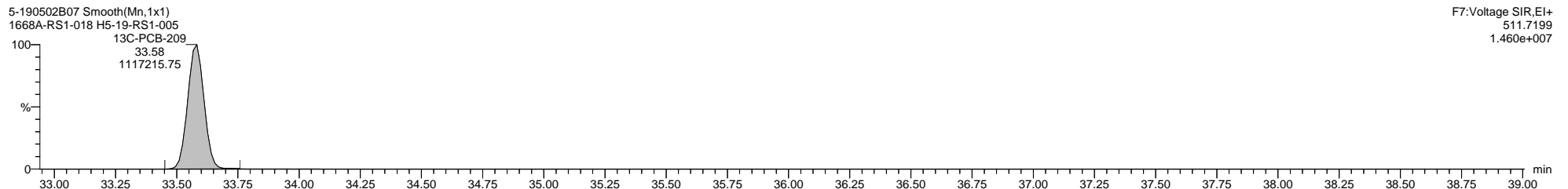
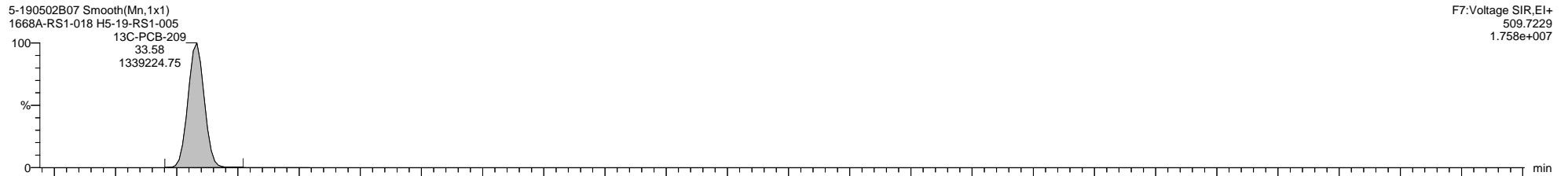
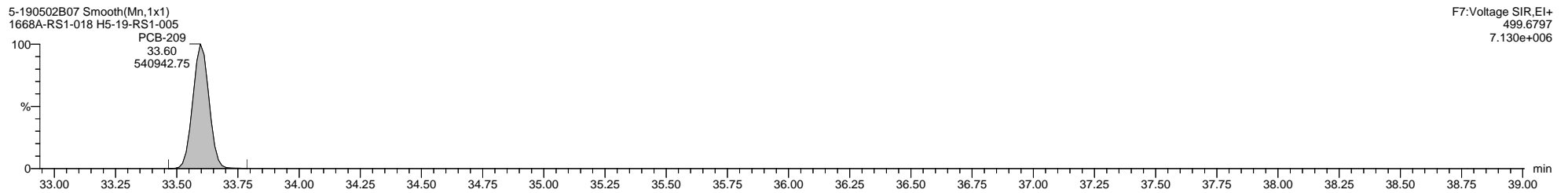
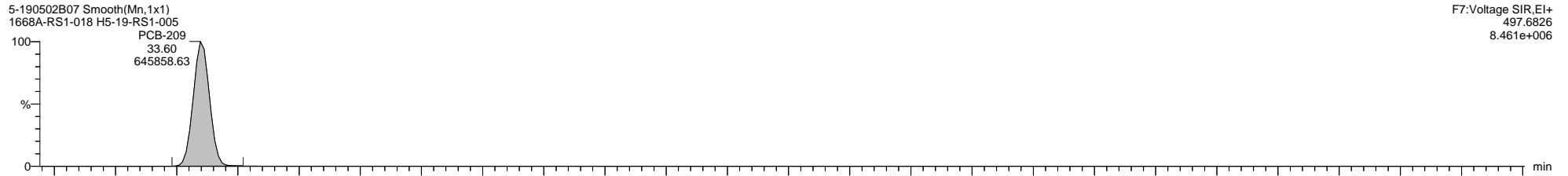
MassLynx MassLynx V4.1 SCN 901

Dataset: I:\Organics Instrument\HIGHRES GCMS Completed Results Files\HR-5\1905\5-190502B-QC.qld

Last Altered: Friday, May 03, 2019 09:02:38 Eastern Daylight Time

Printed: Thursday, May 16, 2019 16:30:16 Eastern Daylight Time

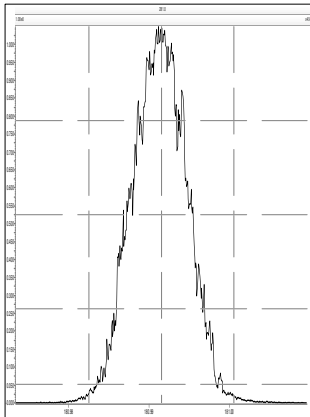
Name: 5-190502B07, Date: 02-May-2019, Time: 16:20:21, ID: H5-19-RS1-005, Description: 1668A-RS1-018, Vial: Tray1:45



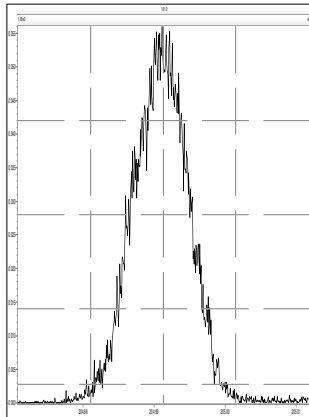
File: Experiment: 1668_octyl_1.exp Reference: Pfk.ref Function: 1 @ 200 (ppm)

Printed: Thursday, May 02, 2019 12:01:49 Eastern Daylight Time

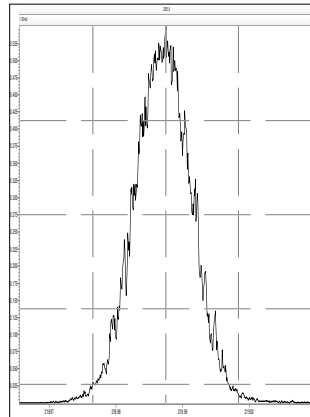
M 180.9888 R 12191



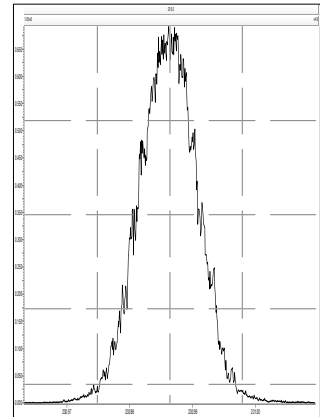
M 204.9888 R 12194



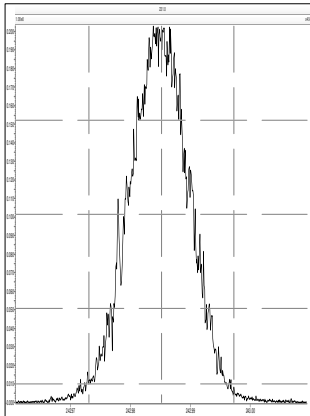
M 218.9856 R 10684



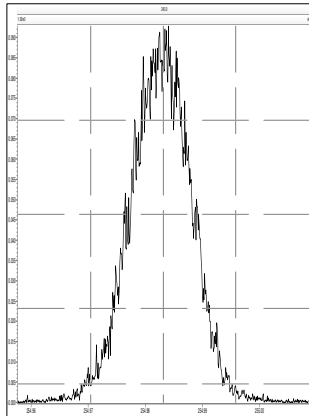
M 230.9856 R 10728



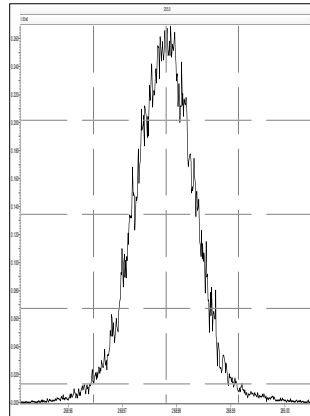
M 242.9856 R 10372



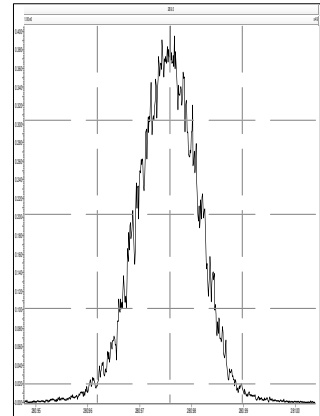
M 254.9856 R 11111



M 268.9824 R 10597



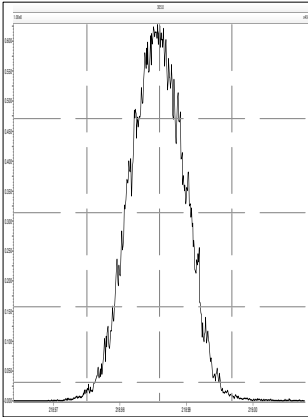
M 280.9824 R 10506



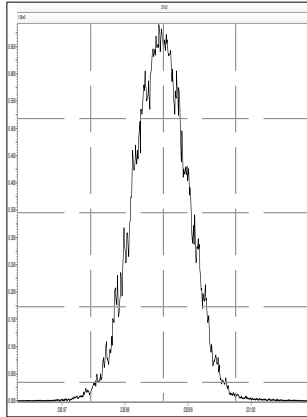
File: Experiment: 1668_octyl_1.exp Reference: Pfk.ref Function: 2 @ 200 (ppm)

Printed: Thursday, May 02, 2019 12:02:11 Eastern Daylight Time

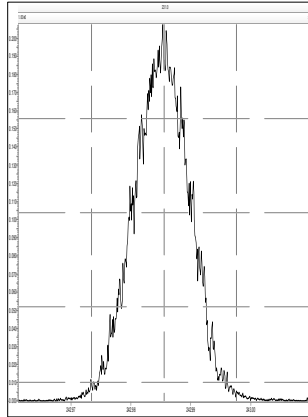
M 218.9856 R 11517



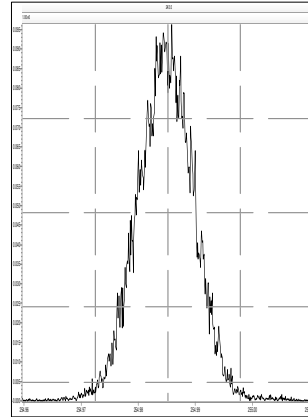
M 230.9856 R 11626



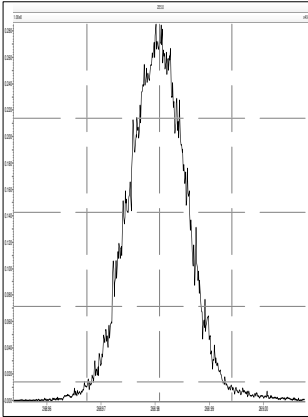
M 242.9856 R 11520



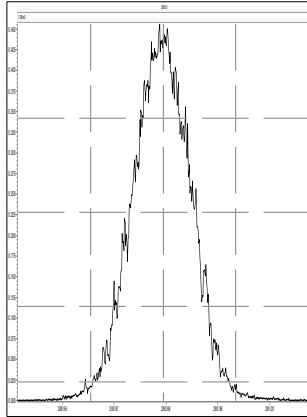
M 254.9856 R 11521



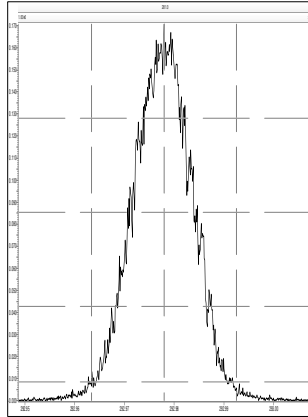
M 268.9824 R 11060



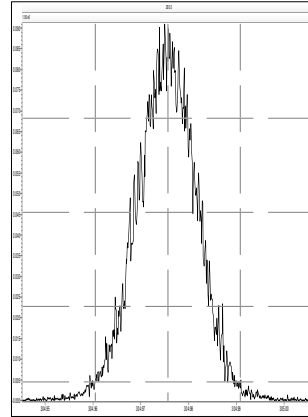
M 280.9824 R 10640



M 292.9824 R 10593



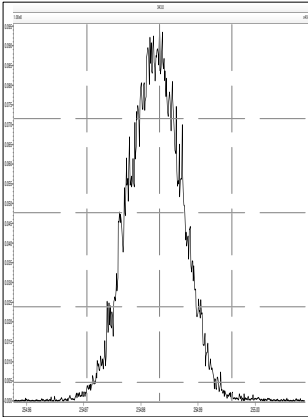
M 304.9824 R 10371



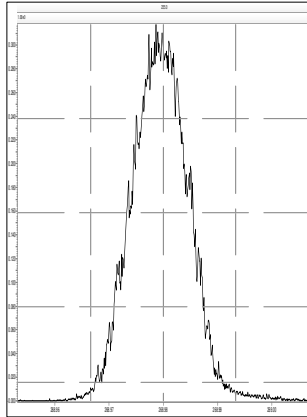
File: Experiment: 1668_octyl_1.exp Reference: Pfk.ref Function: 3 @ 200 (ppm)

Printed: Thursday, May 02, 2019 12:02:29 Eastern Daylight Time

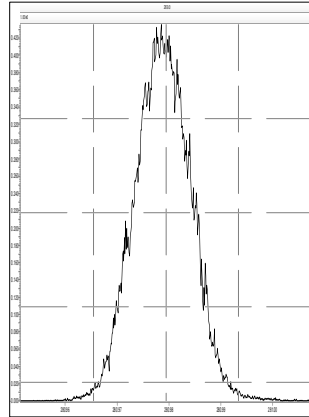
M 254.9856 R 11962



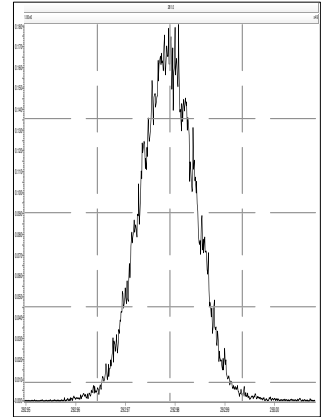
M 268.9824 R 11362



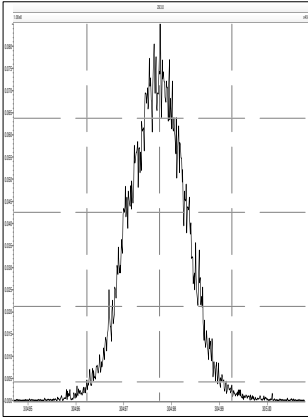
M 280.9824 R 11470



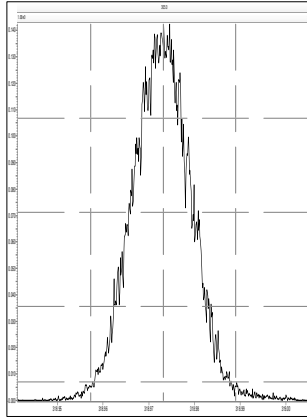
M 292.9824 R 11363



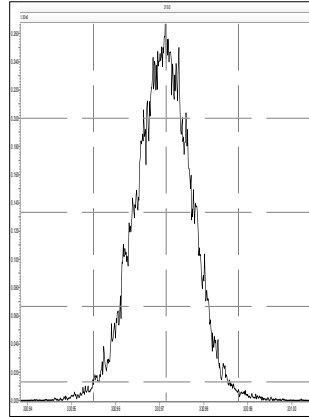
M 304.9824 R 11017



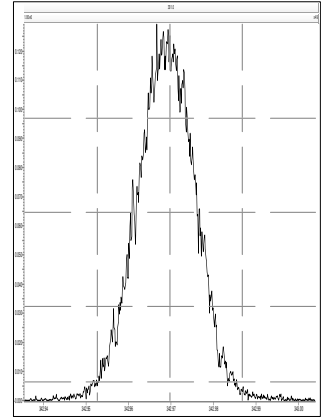
M 318.9792 R 10778



M 330.9792 R 10822



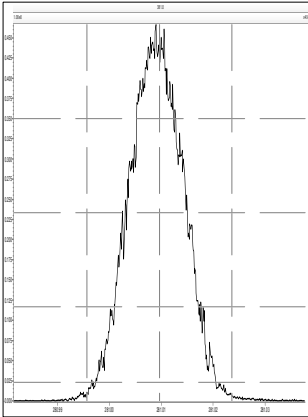
M 342.9792 R 11209



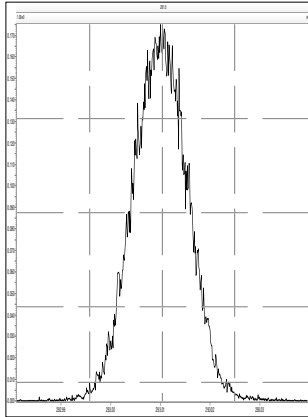
File: Experiment: 1668_octyl_1.exp Reference: Pfk.ref Function: 4 @ 200 (ppm)

Printed: Thursday, May 02, 2019 12:02:54 Eastern Daylight Time

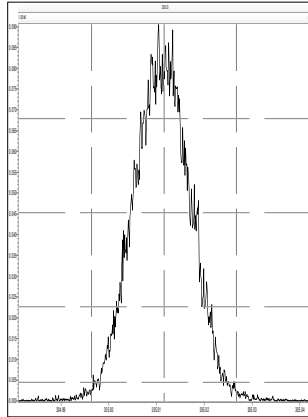
M 280.9824 R 12023



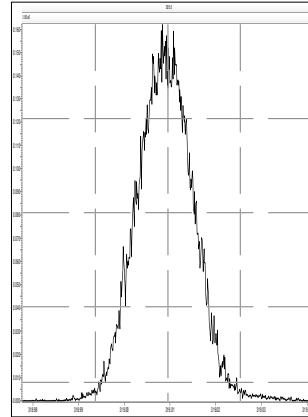
M 292.9824 R 11569



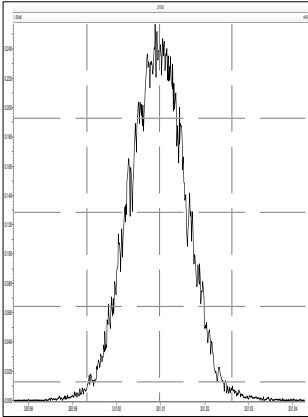
M 304.9824 R 11260



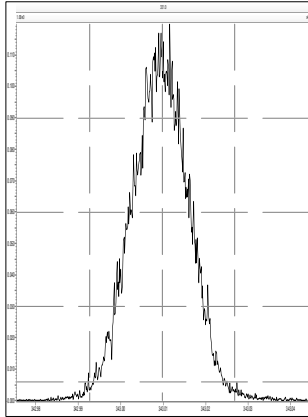
M 318.9792 R 11466



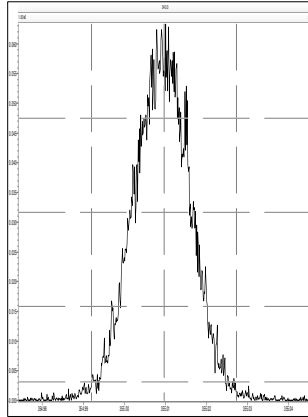
M 330.9792 R 11262



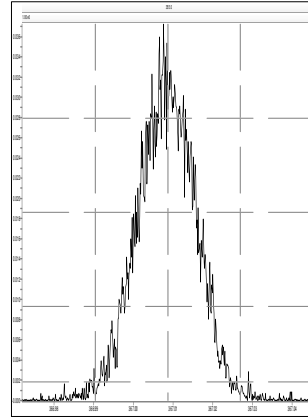
M 342.9792 R 11160



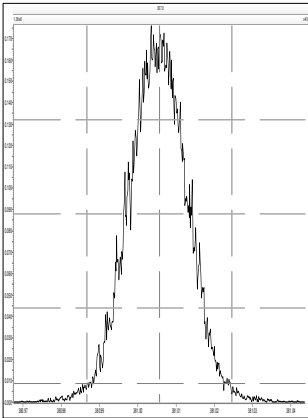
M 354.9792 R 11518



M 366.9792 R 10823



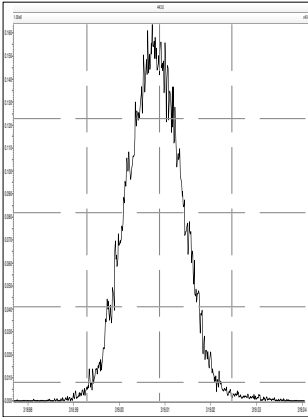
M 380.9760 R 11061



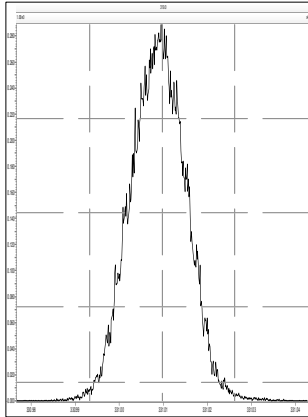
File: Experiment: 1668_octyl_1.exp Reference: Pfk.ref Function: 5 @ 200 (ppm)

Printed: Thursday, May 02, 2019 12:03:17 Eastern Daylight Time

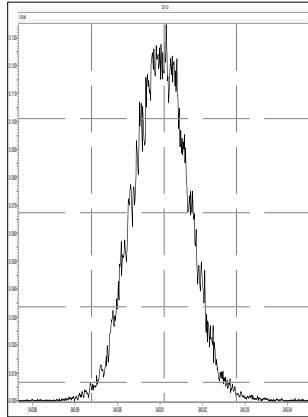
M 318.9792 R 11735



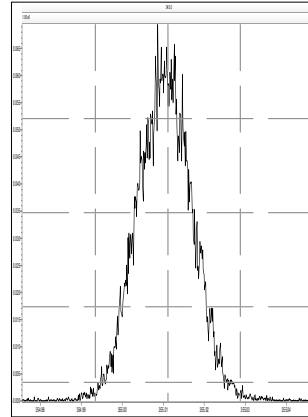
M 330.9792 R 11522



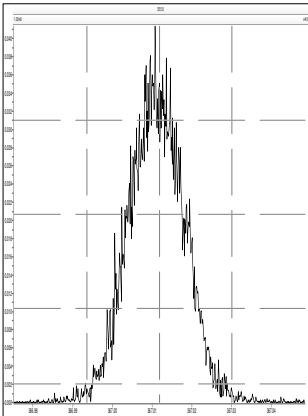
M 342.9792 R 11210



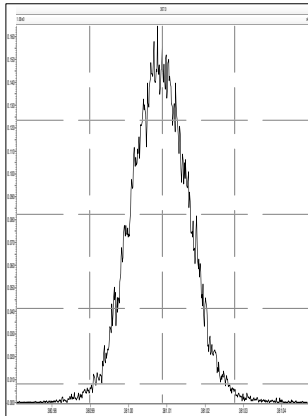
M 354.9792 R 12017



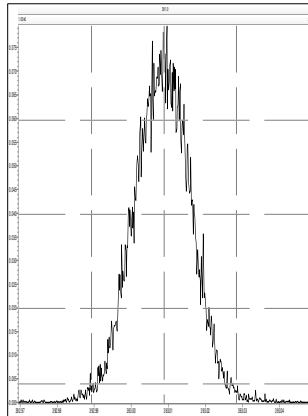
M 366.9792 R 11629



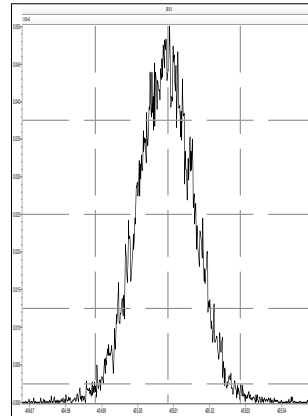
M 380.9760 R 10593



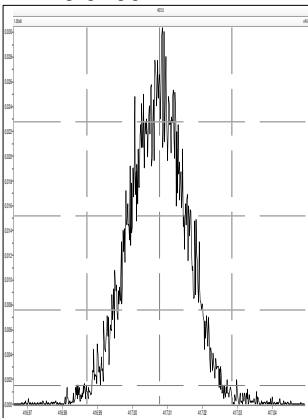
M 392.9760 R 11310



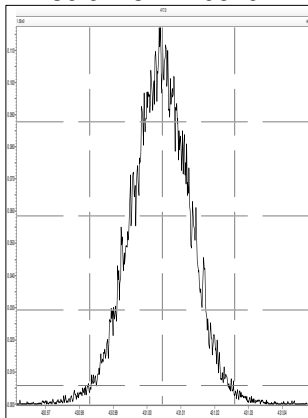
M 404.9760 R 11629



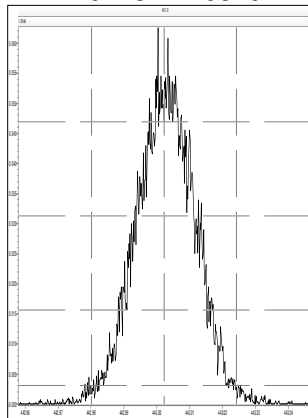
M 416.9760 R 11214



M 430.9728 R 10640



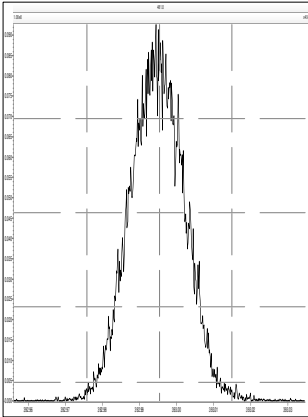
M 442.9728 R 10870



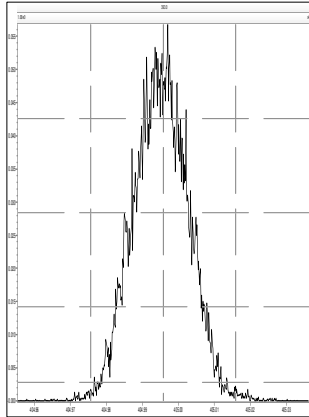
File: Experiment: 1668_octyl_1.exp Reference: Pfk.ref Function: 6 @ 200 (ppm)

Printed: Thursday, May 02, 2019 12:03:41 Eastern Daylight Time

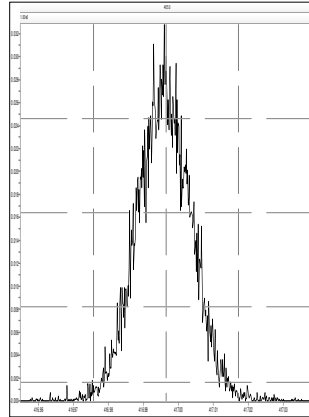
M 392.9760 R 12133



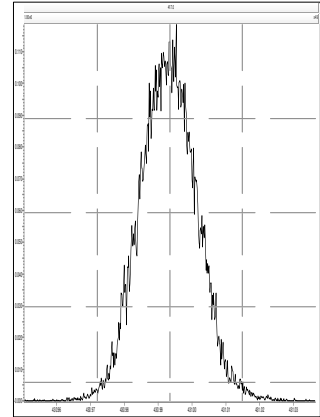
M 404.9760 R 11905



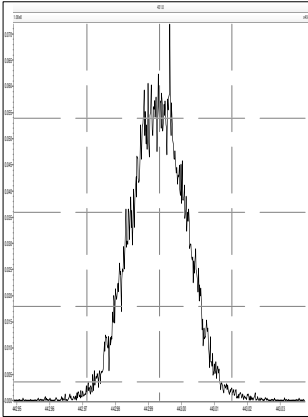
M 416.9760 R 12694



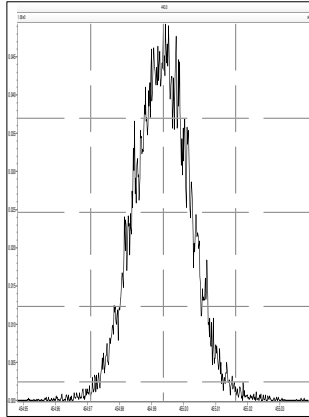
M 430.9728 R 11015



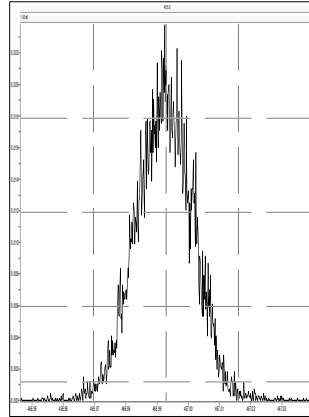
M 442.9728 R 12020



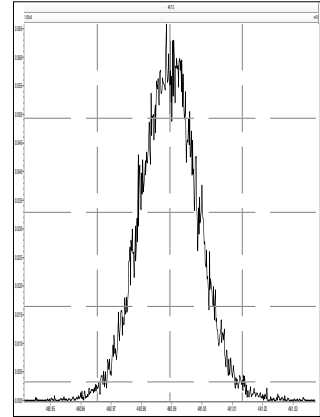
M 454.9728 R 11847



M 466.9728 R 12497



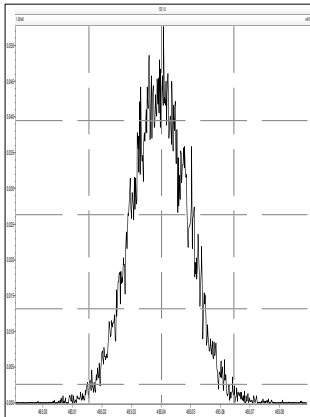
M 480.9696 R 11364



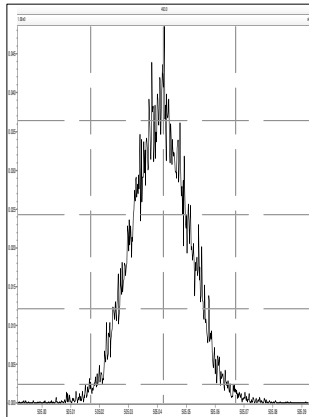
File: Experiment: 1668_octyl_1.exp Reference: Pfk.ref Function: 7 @ 200 (ppm)

Printed: Thursday, May 02, 2019 12:03:57 Eastern Daylight Time

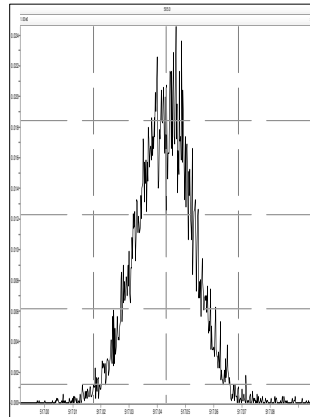
M 492.9696 R 11848



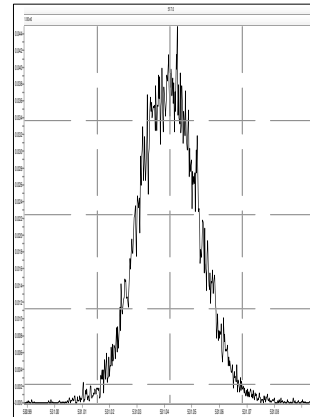
M 504.9696 R 11160



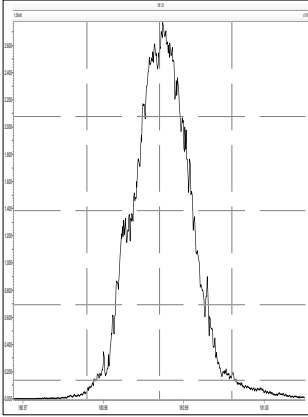
M 516.9697 R 11057



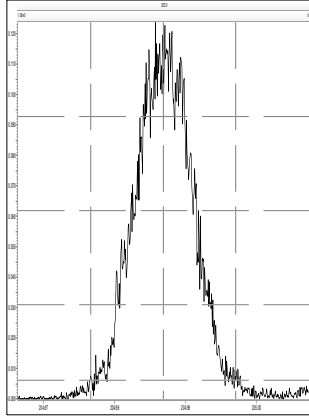
M 530.9664 R 11262



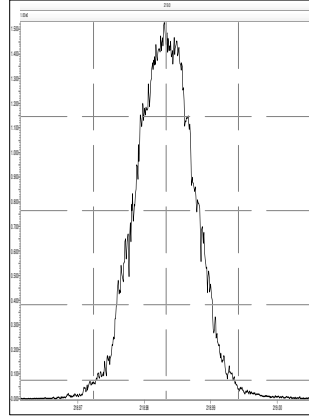
M 180.9888 R 10352



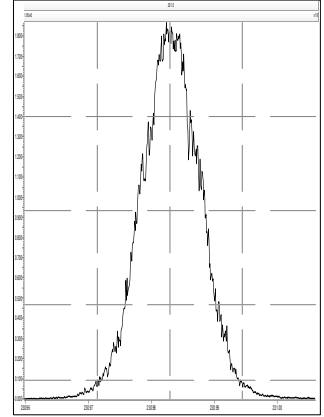
M 204.9888 R 11495



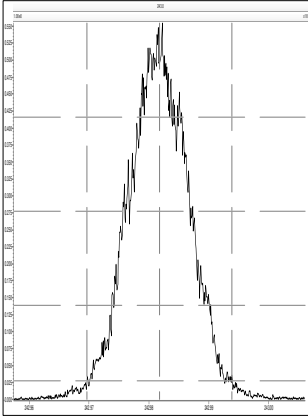
M 218.9856 R 10760



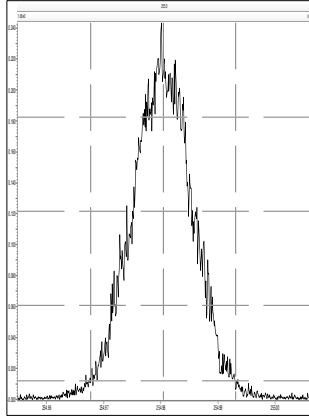
M 230.9856 R 10782



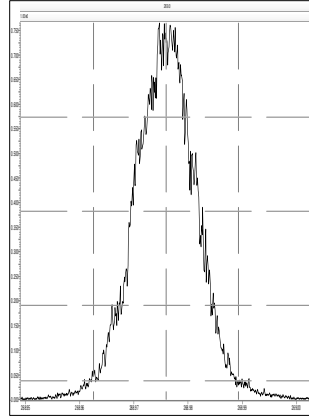
M 242.9856 R 10661



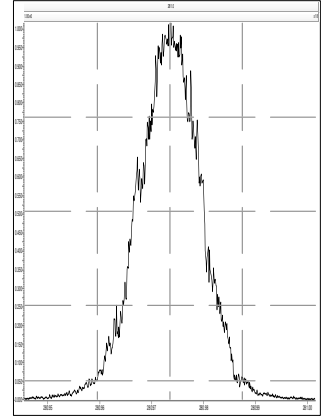
M 254.9856 R 10063



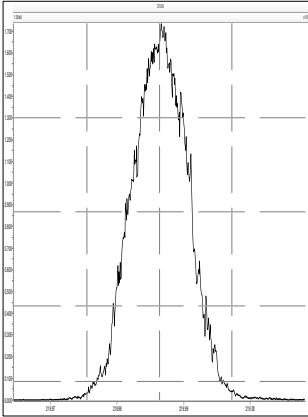
M 268.9824 R 10352



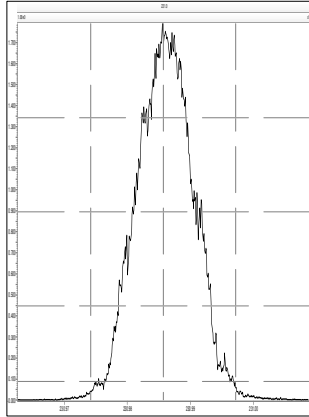
M 280.9824 R 10104



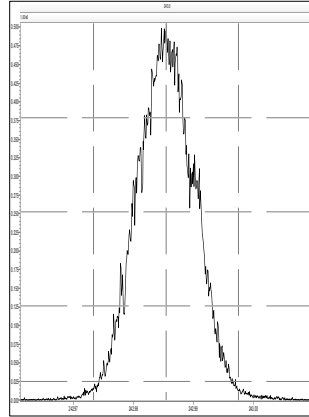
M 218.9856 R 11794



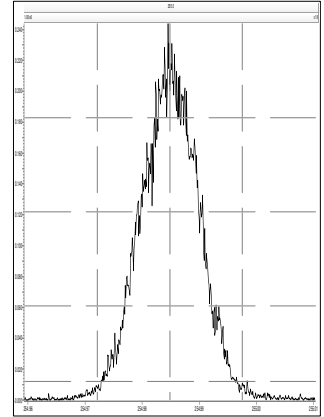
M 230.9856 R 11338



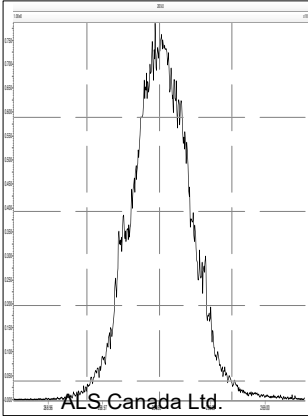
M 242.9856 R 11111



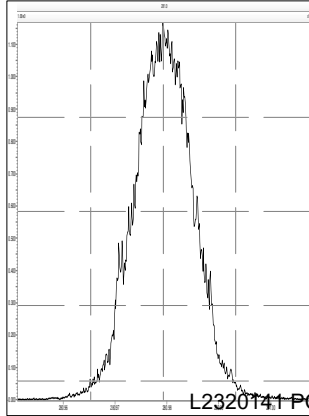
M 254.9856 R 10778



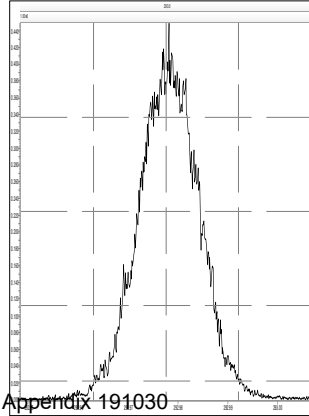
M 268.9824 R 10798



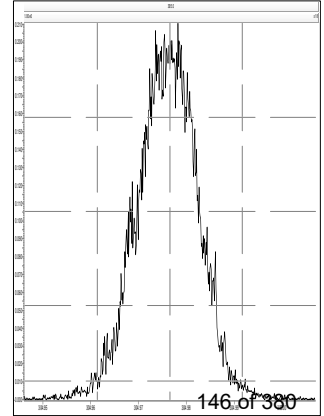
M 280.9824 R 10563



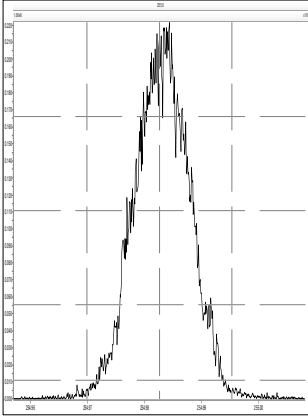
M 292.9824 R 10245



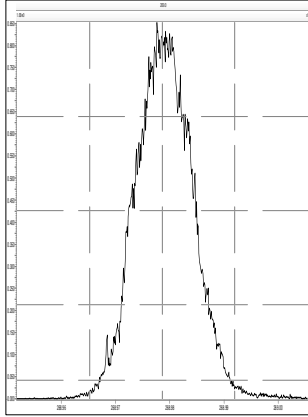
M 304.9824 R 11135



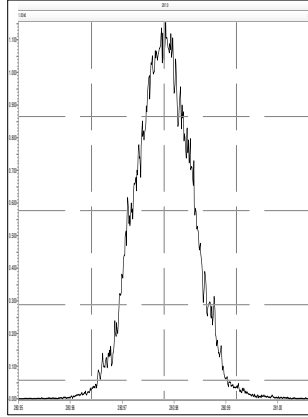
M 254.9856 R 11765



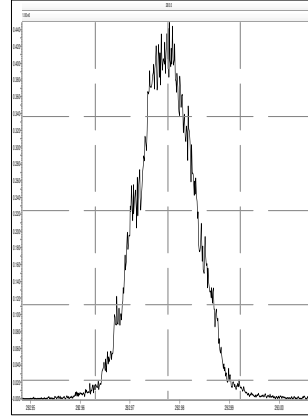
M 268.9824 R 11185



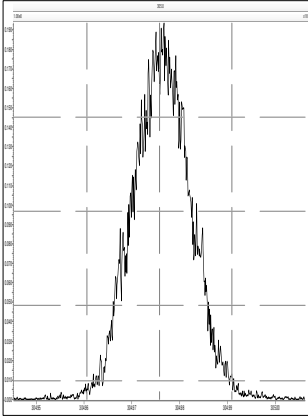
M 280.9824 R 11185



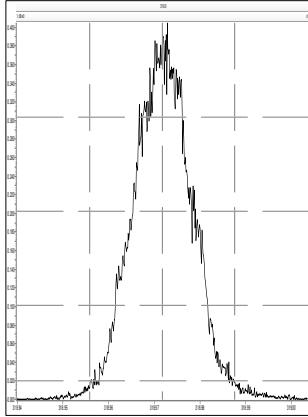
M 292.9824 R 11417



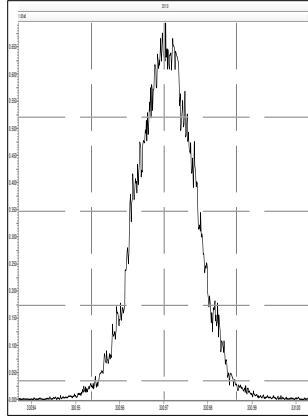
M 304.9824 R 11342



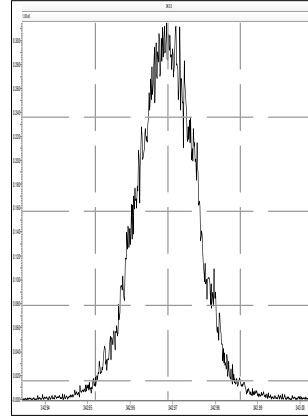
M 318.9792 R 11016



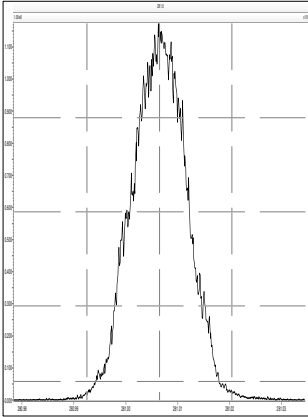
M 330.9792 R 11014



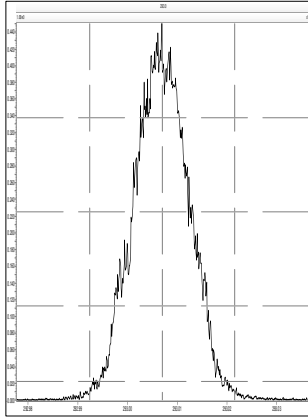
M 342.9792 R 10799



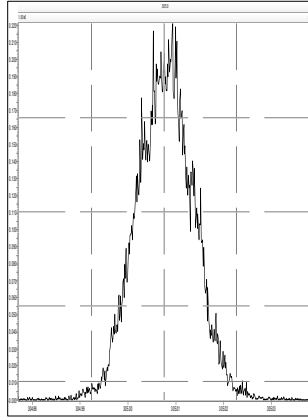
M 280.9824 R 11848



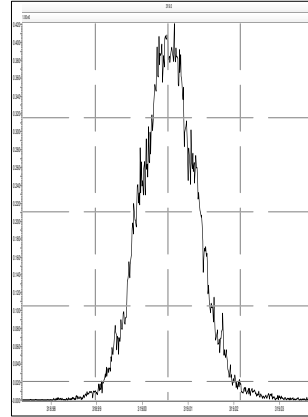
M 292.9824 R 11662



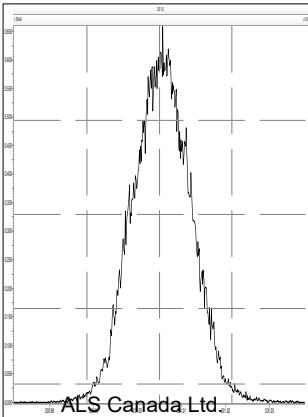
M 304.9824 R 11636



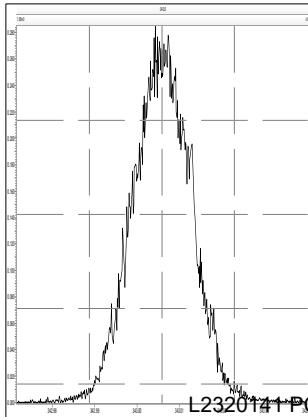
M 318.9792 R 11112



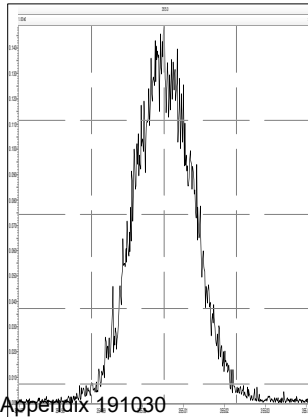
M 330.9792 R 11014



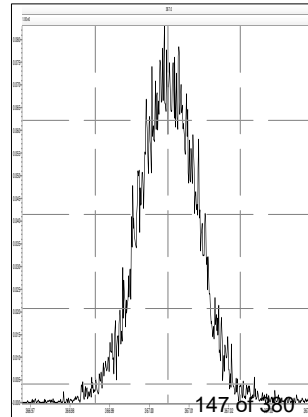
M 342.9792 R 10755



M 354.9792 R 11090

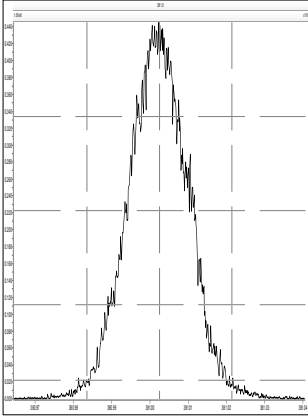


M 366.9792 R 11018

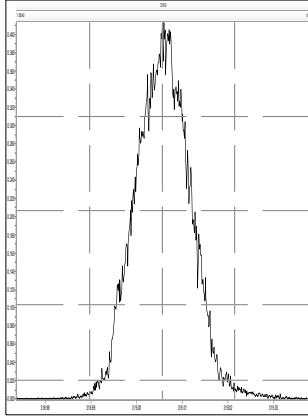


Printed: Thursday, May 02, 2019 18:38:31 Eastern Daylight Time

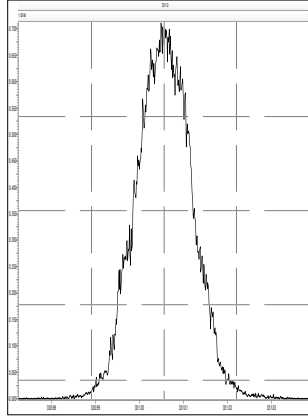
M 380.9760 R 10660



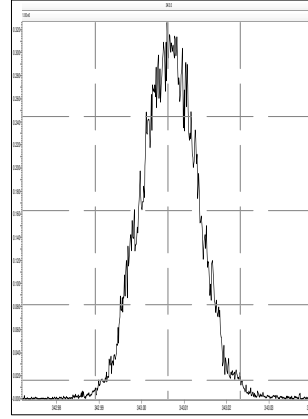
M 318.9792 R 11743



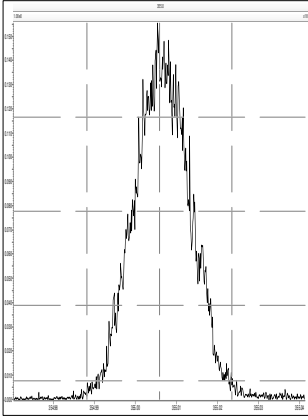
M 330.9792 R 11684



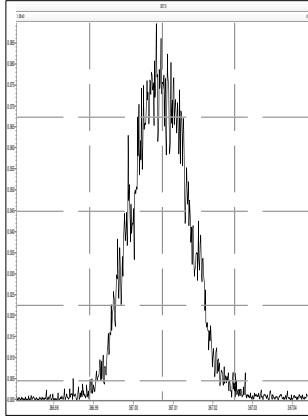
M 342.9792 R 10969



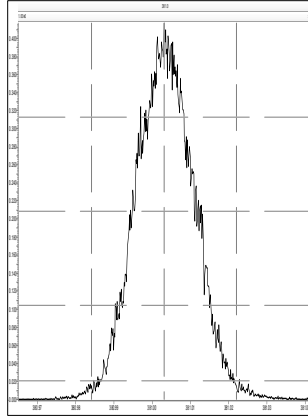
M 354.9792 R 11728



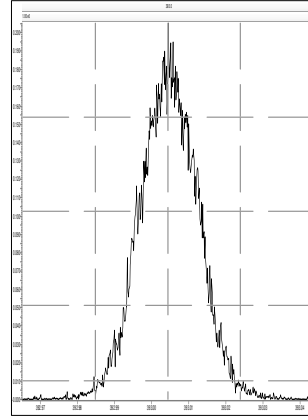
M 366.9792 R 11821



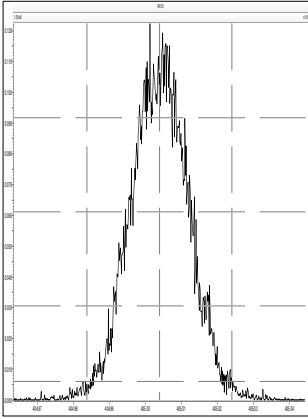
M 380.9760 R 10965



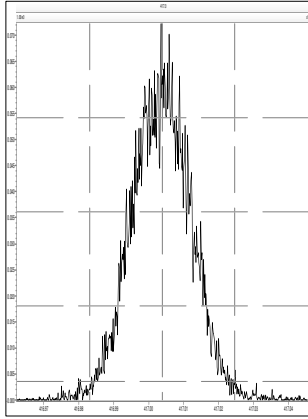
M 392.9760 R 11264



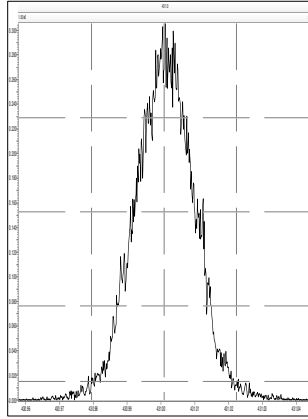
M 404.9760 R 11337



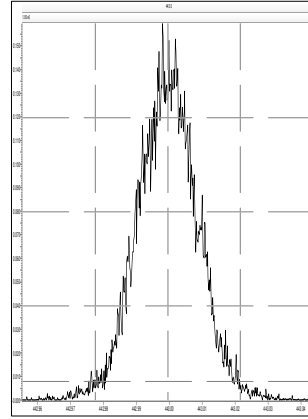
M 416.9760 R 11086



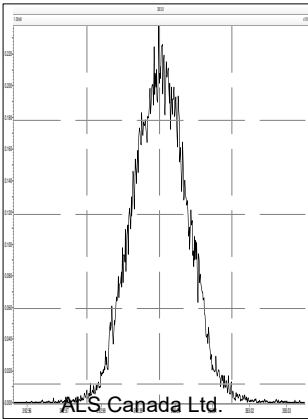
M 430.9728 R 10706



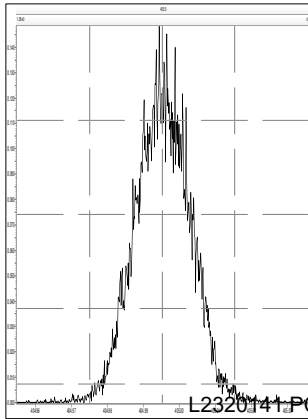
M 442.9728 R 11065



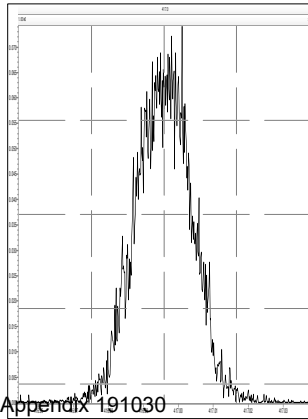
M 392.9760 R 12135



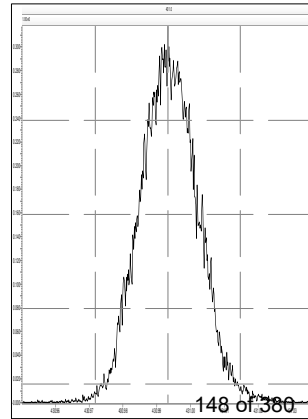
M 404.9760 R 12167



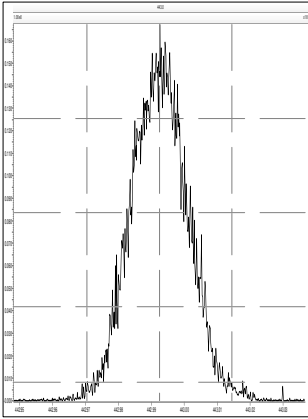
M 416.9760 R 12177



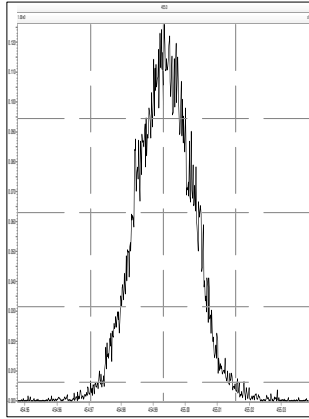
M 430.9728 R 11163



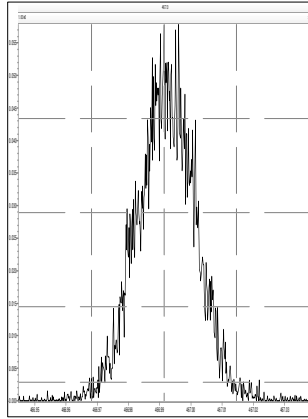
M 442.9728 R 11521



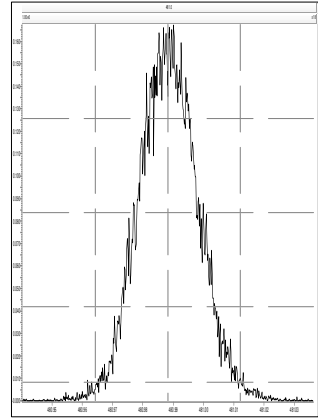
M 454.9728 R 11577



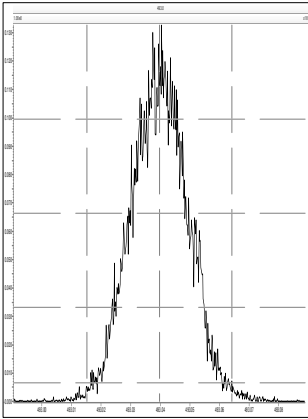
M 466.9728 R 11891



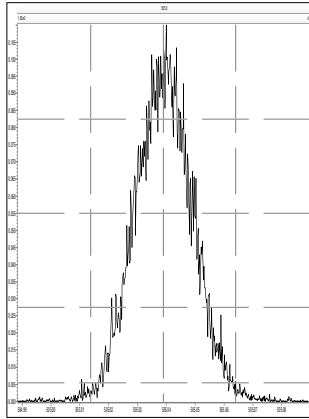
M 480.9696 R 10822



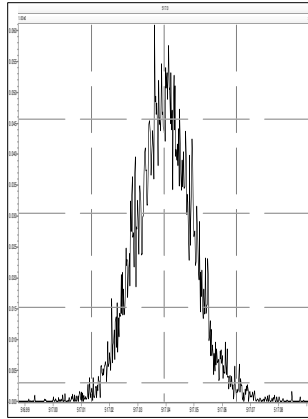
M 492.9696 R 11522



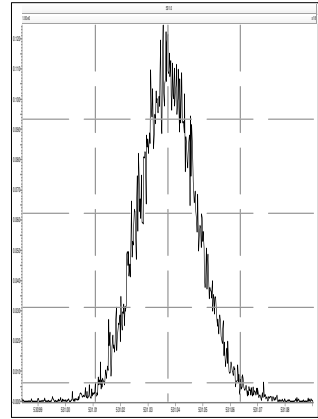
M 504.9696 R 11709



M 516.9697 R 11720

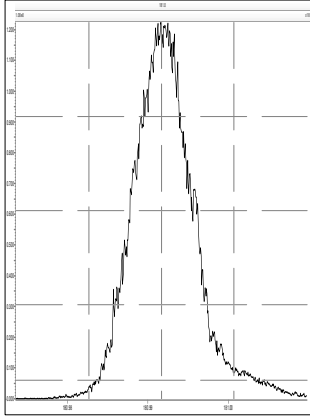


M 530.9664 R 11185

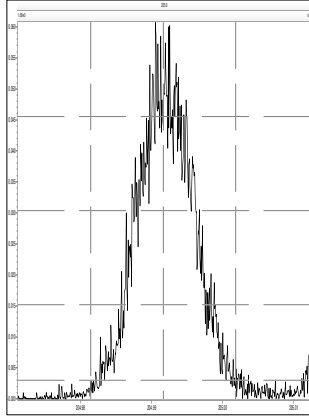


Printed: Friday, May 03, 2019 03:14:23 Eastern Daylight Time

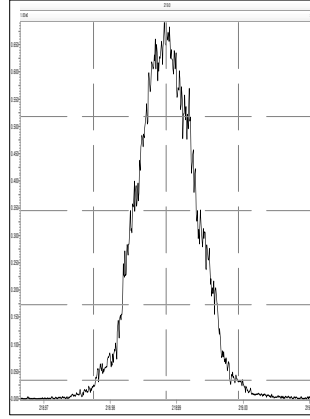
M 180.9888 R 9381



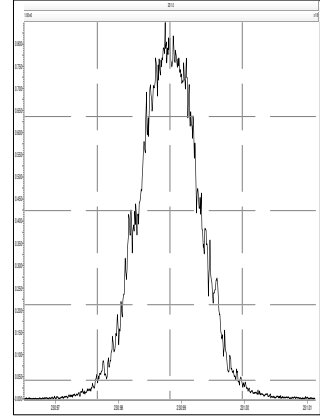
M 204.9888 R 11757



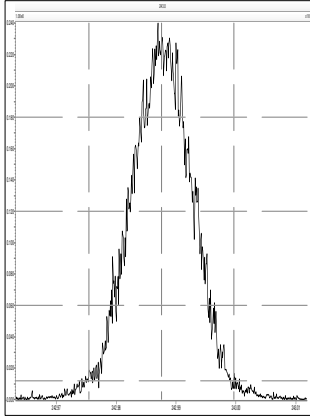
M 218.9856 R 10742



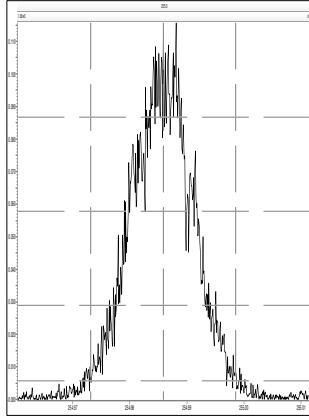
M 230.9856 R 10268



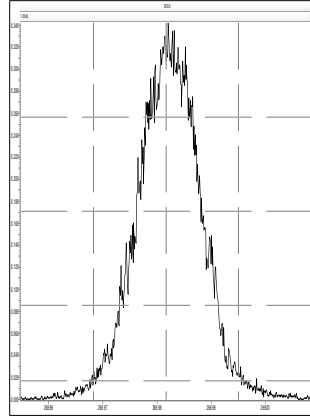
M 242.9856 R 10895



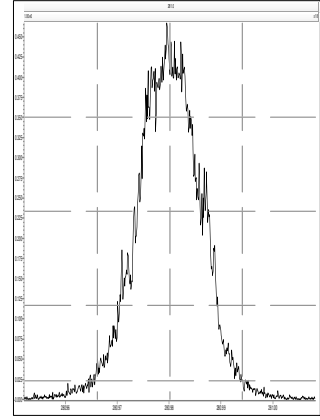
M 254.9856 R 10593



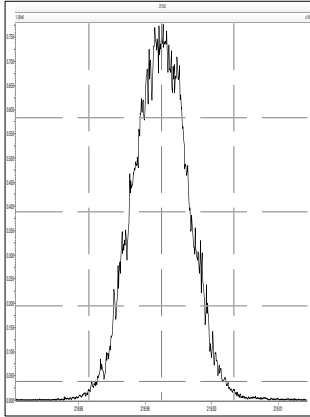
M 268.9824 R 9701



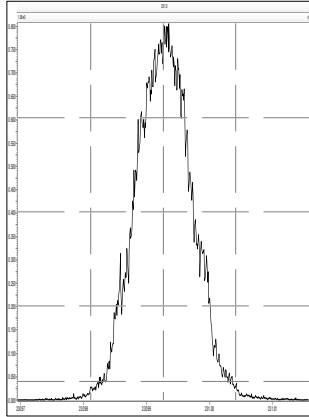
M 280.9824 R 9901



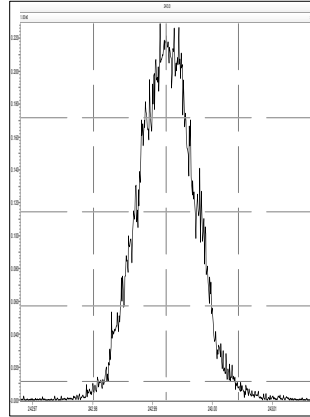
M 218.9856 R 11552



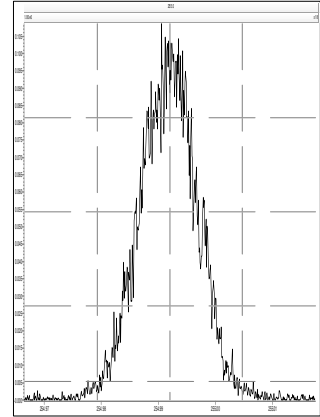
M 230.9856 R 11683



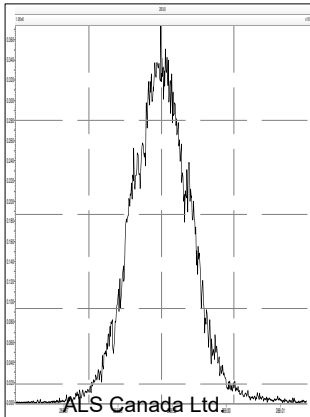
M 242.9856 R 10920



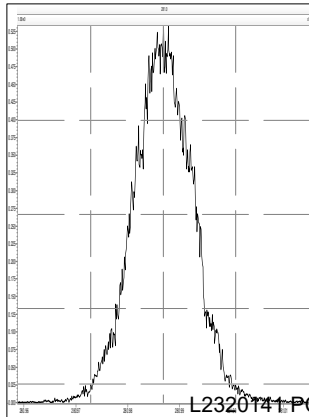
M 254.9856 R 11569



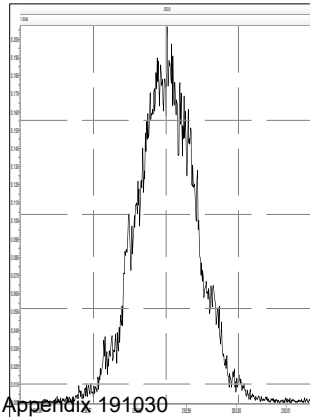
M 268.9824 R 10755



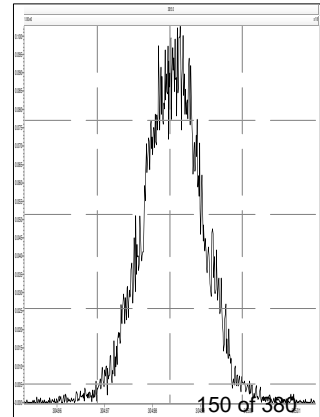
M 280.9824 R 10615



M 292.9824 R 10571

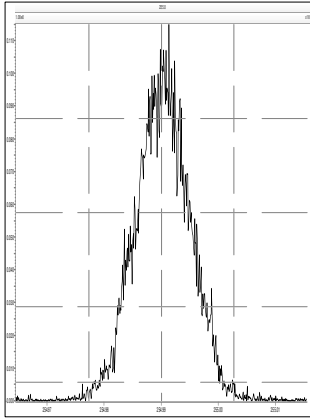


M 304.9824 R 11421

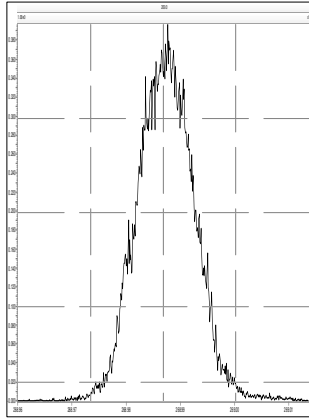


Printed: Friday, May 03, 2019 03:14:23 Eastern Daylight Time

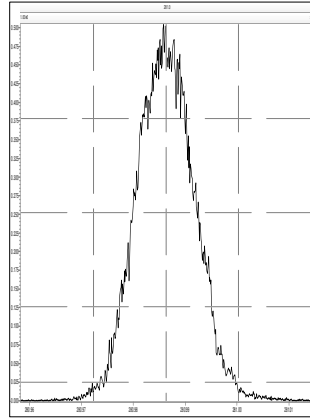
M 254.9856 R 11961



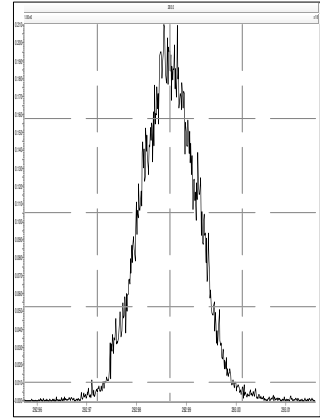
M 268.9824 R 11683



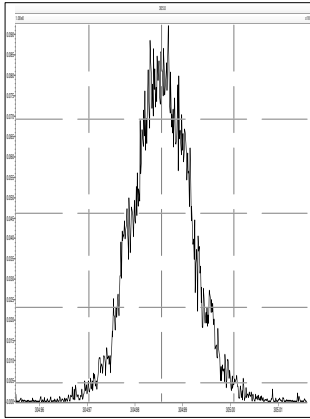
M 280.9824 R 11363



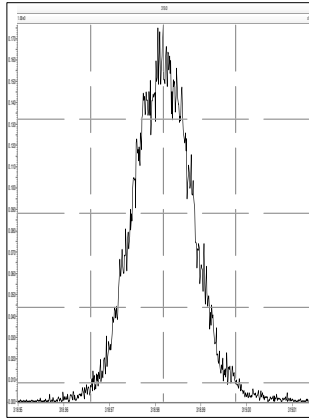
M 292.9824 R 11192



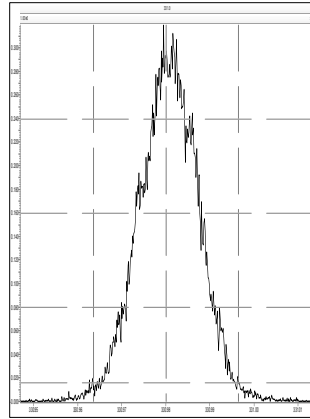
M 304.9824 R 11189



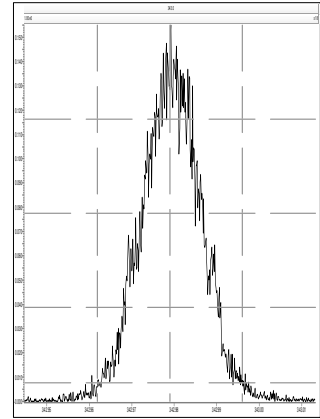
M 318.9792 R 11043



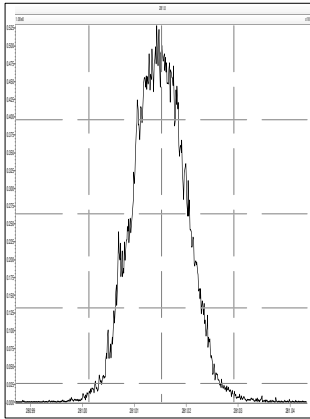
M 330.9792 R 10775



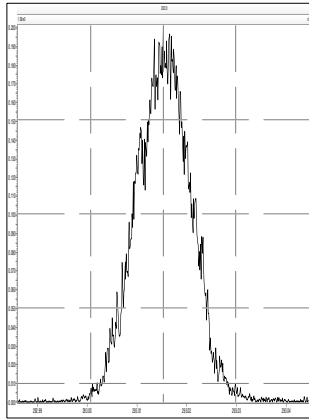
M 342.9792 R 10599



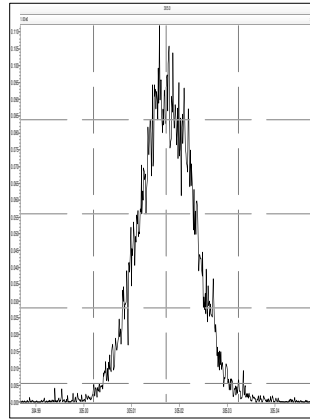
M 280.9824 R 11769



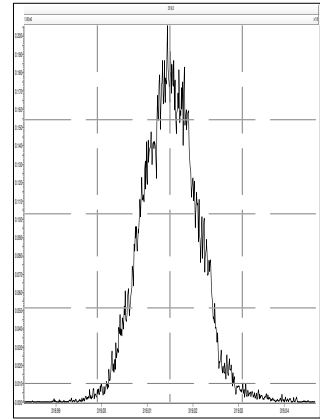
M 292.9824 R 11656



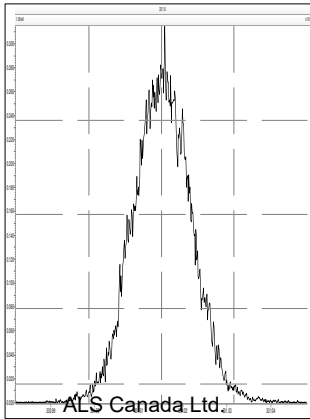
M 304.9824 R 11907



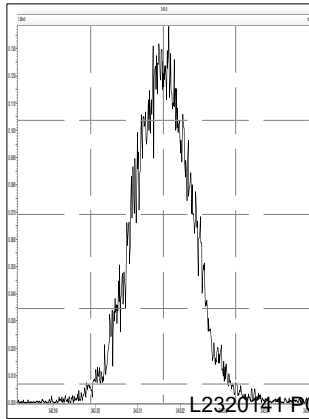
M 318.9792 R 11389



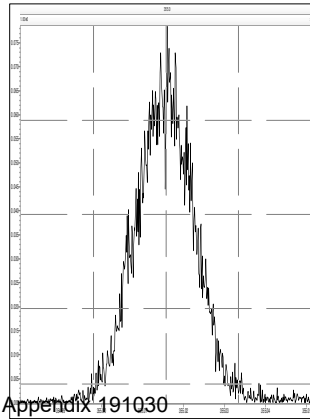
M 330.9792 R 11087



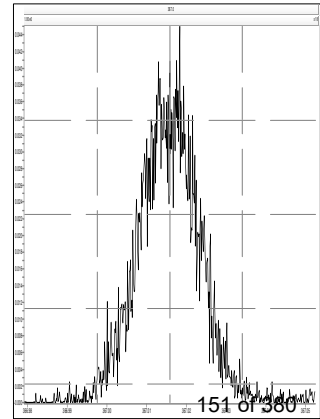
M 342.9792 R 10908



M 354.9792 R 11215

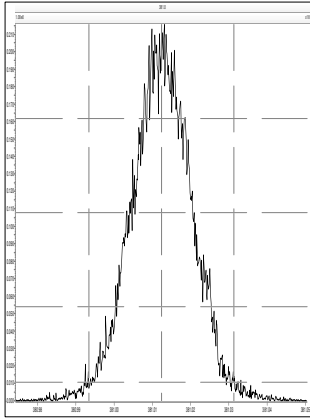


M 366.9792 R 11363

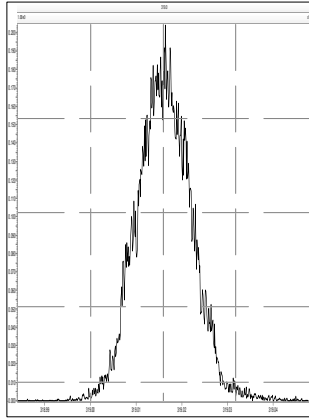


Printed: Friday, May 03, 2019 03:14:23 Eastern Daylight Time

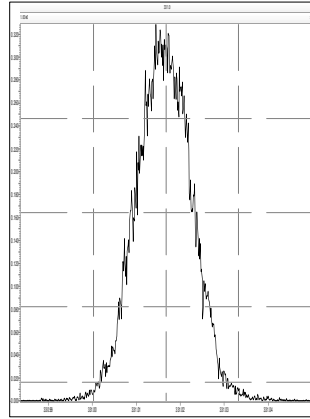
M 380.9760 R 10619



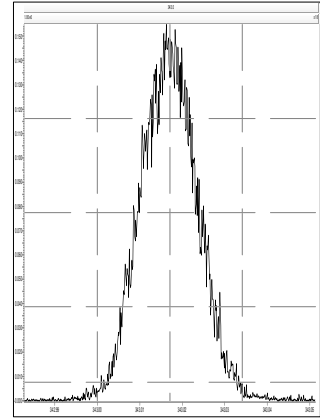
M 318.9792 R 11933



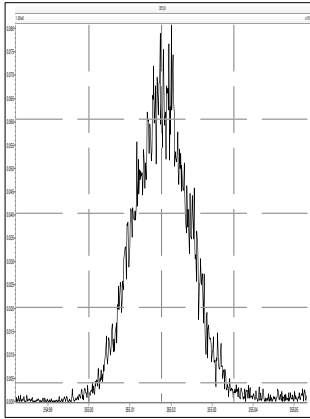
M 330.9792 R 11904



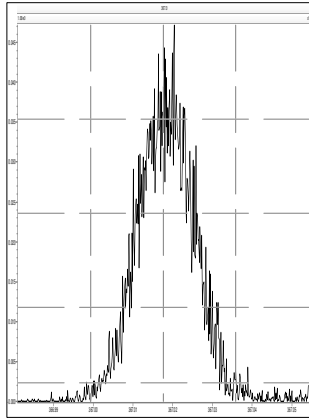
M 342.9792 R 11522



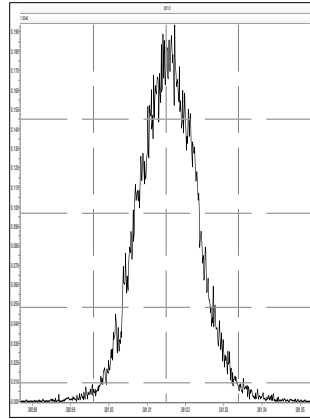
M 354.9792 R 12319



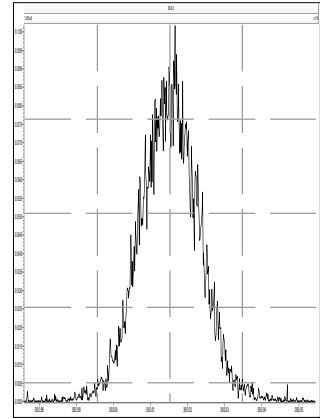
M 366.9792 R 12438



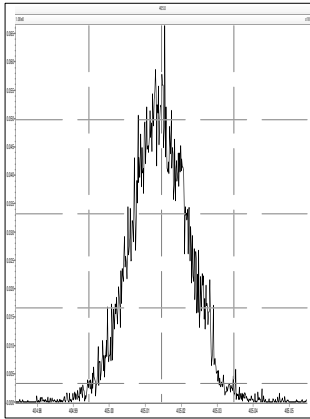
M 380.9760 R 10925



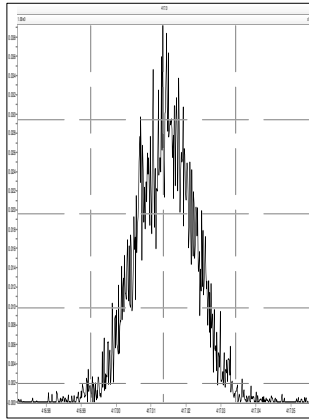
M 392.9760 R 11418



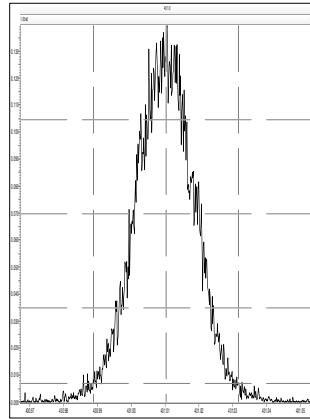
M 404.9760 R 11261



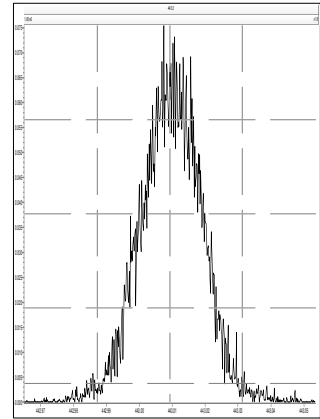
M 416.9760 R 12090



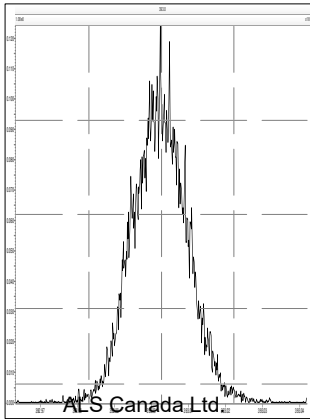
M 430.9728 R 10729



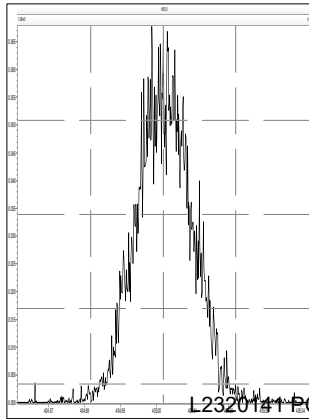
M 442.9728 R 10848



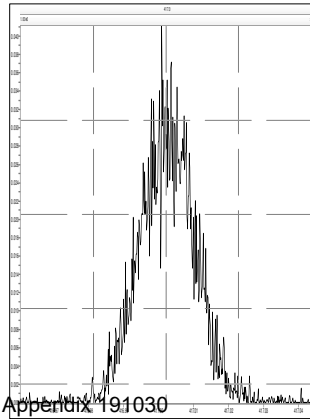
M 392.9760 R 12233



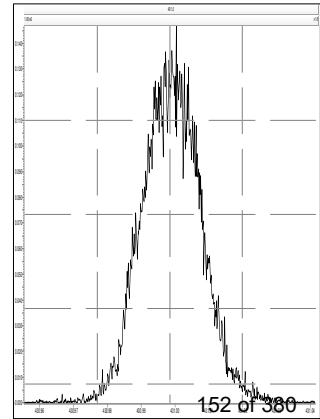
M 404.9760 R 12278



M 416.9760 R 12348

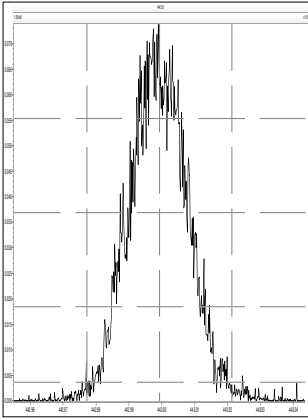


M 430.9728 R 10666

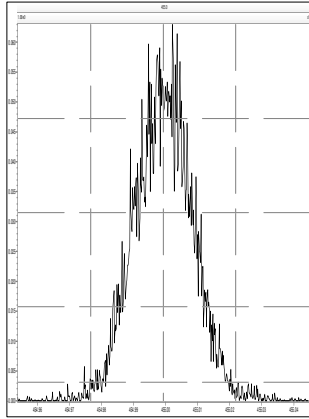


Printed: Friday, May 03, 2019 03:14:23 Eastern Daylight Time

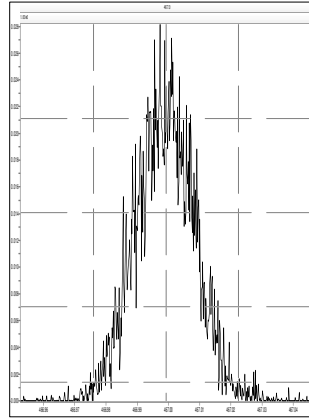
M 442.9728 R 11932



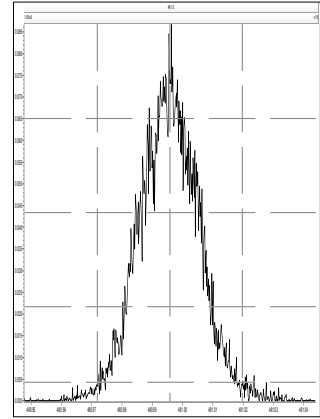
M 454.9728 R 11520



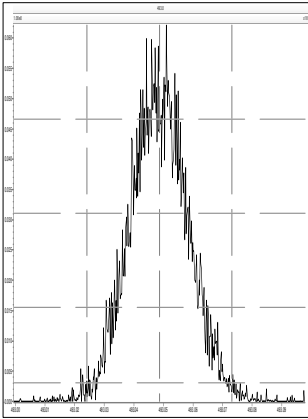
M 466.9728 R 12118



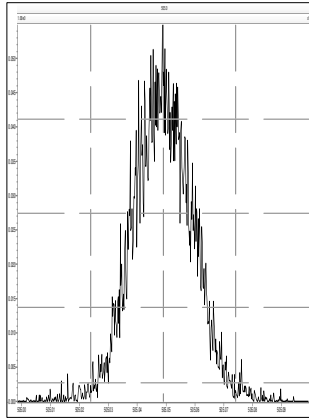
M 480.9696 R 10893



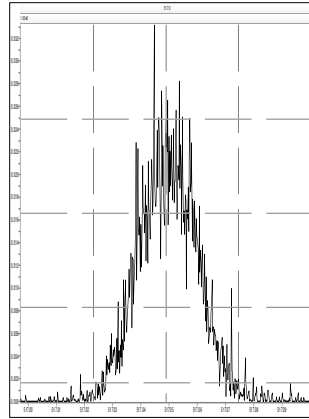
M 492.9696 R 11392



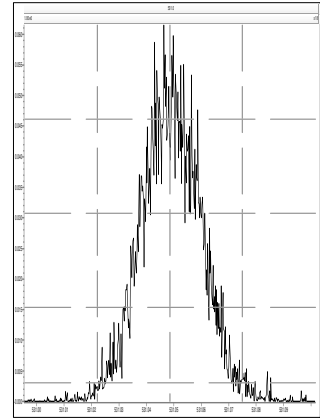
M 504.9696 R 11665



M 516.9697 R 12617



M 530.9664 R 11198



Sample List Report

MassLynx 4.1 SCN815 SCN795

Sample List: C:\MassLynx\Default.pro\Sampledb\5-190814A-RUN.SPL
 Last Modified: Wednesday, August 14, 2019 17:20:11 Eastern Daylight Time
 Printed: Wednesday, August 14, 2019 17:20:16 Eastern Daylight Time

Page 1 of 2

Page Position (1, 1)

File Name	Sample ID	File Text	MS File	Inlet File	Bottle	Inject Vol
1	5-190814A01	H5-19-CCV-678	1668A-CS3-18B1	1668_octyl_1	1668_octyl_1	Tray1:1 1.000000
2	5-190814A02	H5-19-CCV-678	1668A-CS3-18B1	1668_octyl_1	1668_octyl_1	Tray1:1 1.000000
3	5-190814A03	H5-19-WDM-679	1668A-CS7-018C	1668_octyl_1	1668_octyl_1	Tray1:2 1.000000
4	5-190814A04	TOL	INST BLANK	1668_octyl_1	1668_octyl_1	Tray1:3 1.000000
5	5-190814A05	TOL	INST BLANK	1668_octyl_1	1668_octyl_1	Tray1:3 1.000000
6	5-190814A06	L2320619-1	Sample	1668_octyl_1	1668_octyl_1	Tray1:13 1.000000
7	5-190814A07	WG3121321-4	DIL 20X	1668_octyl_1	1668_octyl_1	Tray1:14 1.000000
8	5-190814A08	L2320619-1	DIL 20X	1668_octyl_1	1668_octyl_1	Tray1:13 1.000000
9	5-190814A09	L2320619-1	DIL 20X	1668_octyl_1	1668_octyl_1_bake10	Tray1:13 1.000000
10	5-190814A10	WG3121321-4	DIL 20X	1668_octyl_1	1668_octyl_1_bake10	Tray1:14 1.000000
11	5-190814A11	L2320619-2	DIL 20X	1668_octyl_1	1668_octyl_1_bake10	Tray1:15 1.000000
12	5-190814A12	TOL	INST BLANK	1668_octyl_1	1668_octyl_1	Tray1:3 1.000000
13	5-190814A13	H5-19-CCV-680	1668A-CS3-18B1	1668_octyl_1	1668_octyl_1	Tray1:1 1.000000
14	5-190814A14	H5-19-WDM-679	1668A-CS7-018C	1668_octyl_1	1668_octyl_1	Tray1:2 1.000000
15	5-190814A15	TOL	INST BLANK	1668_octyl_1	1668_octyl_1	Tray1:3 1.000000
16	5-190814A16	WG3121859-1	MB	1668_octyl_1	1668_octyl_1	Tray1:4 1.000000
17	5-190814A17	L2321233-1	Sample	1668_octyl_1	1668_octyl_1	Tray1:5 1.000000
18	5-190814A18	L2321233-2	Sample	1668_octyl_1	1668_octyl_1	Tray1:6 1.000000
19	5-190814A19	L2321233-3	Sample	1668_octyl_1	1668_octyl_1	Tray1:7 1.000000
20	5-190814A20	L2321233-4	Sample	1668_octyl_1	1668_octyl_1	Tray1:8 1.000000
21	5-190814A21	L2313561-3	Sample	1668_octyl_1	1668_octyl_1	Tray1:16 1.000000
22	5-190814A22	L2313562-1	Sample	1668_octyl_1	1668_octyl_1	Tray1:17 1.000000
23	5-190814A23	H5-19-CCV-680	1668A-CS3-18B1	1668_octyl_1	1668_octyl_1	Tray1:1 1.000000
24	5-190814A24	H5-19-WDM-679	1668A-CS7-018C	1668_octyl_1	1668_octyl_1	Tray1:2 1.000000
25	5-190814A25	WG3116369-2	LCS	1668_octyl_1	1668_octyl_1	Tray1:18 1.000000
26	5-190814A26	TOL	INST BLANK	1668_octyl_1	1668_octyl_1	Tray1:3 1.000000
27	5-190814A27	WG3116369-1	MB	1668_octyl_1	1668_octyl_1	Tray1:19 1.000000
28	5-190814A28	L2310263-1	Sample	1668_octyl_1	1668_octyl_1	Tray1:20 1.000000
29	5-190814A29	L2310263-2	Sample	1668_octyl_1	1668_octyl_1	Tray1:21 1.000000
30	5-190814A30	L2310263-3	Sample	1668_octyl_1	1668_octyl_1	Tray1:22 1.000000
31	5-190814A31	L2316030-1	Sample	1668_octyl_1	1668_octyl_1	Tray1:23 1.000000
32	5-190814A32	L2316030-2	Sample	1668_octyl_1	1668_octyl_1	Tray1:24 1.000000
33	5-190814A33	L2316030-3	Sample	1668_octyl_1	1668_octyl_1	Tray1:25 1.000000
34	5-190814A34	L2320141-1	Sample	1668_octyl_1	1668_octyl_1	Tray1:26 1.000000
35	5-190814A35	L2320141-2	Sample	1668_octyl_1	1668_octyl_1	Tray1:27 1.000000
36	5-190814A36	L2320141-3	Sample	1668_octyl_1	1668_octyl_1	Tray1:28 1.000000
37	5-190814A37	L2322808-1	Sample	1668_octyl_1	1668_octyl_1	Tray1:29 1.000000
38	5-190814A38	L2322808-3	Sample	1668_octyl_1	1668_octyl_1	Tray1:30 1.000000
39	5-190814A39	H5-19-CCV-680	1668A-CS3-18B1	1668_octyl_1	1668_octyl_1	Tray1:1 1.000000
40	---	Op	ES	---	---	0.000000
41	---	Detector	350	---	---	0.000000
42	---	Column SPBOCTYL	65972-01A	---	---	0.000000
43	---	ICAL SPBOCTYL	64948-03A	---	---	0.000000

VP ✓ Et Aug 15
 MR ✓
 Win ✓
 Chro ✓
 Tol ✓
 ES A1 ✓
 A2 ✓

LM 56-9
 S21 sulfur
 WO ✓
 BS ✓
 QC ✓
 A1 Rec 56-11
 Dmp 20141 PCB Appendix 191030
 CSS 56-11

A2 MB ✓
 Rec ✓
 CSS ✓
 A3 ES 530
 531

LM ✓
 MB ✓
 Rec ✓
 CSS ✓

Sample List Report

MassLynx MassLynx V4.1 SCN 901

Sample List: C:\MassLynx\PCB.PRO\SampleDB\5-190814A-QC.SPL
Last Modified: Thursday, August 15, 2019 11:38:56 Eastern Daylight Time
Printed: Friday, August 30, 2019 16:08:34 Eastern Daylight Time

	File Name	Sample ID	File Text	Sample Type	Na Conc A	Na Conc B	Na Conc C	Na Conc D	Na Conc E	Na Conc F	Na Conc G	Na Conc H	FS Conc	CS Conc	ES Conc 1	ES Conc 2	IS Conc	Sample Size	Quan Meth	Quan Ref
1	5-190814A03	H5-19-WDM-679	1668A-CS7-018C	Analyte	25	50	75	100	150	200	250	300	100	100	100	200	100	1.000	---	---
2	5-190814A14	H5-19-WDM-679	1668A-CS7-018C	Analyte	25	50	75	100	150	200	250	300	100	100	100	200	100	1.000	---	---
3	5-190814A17	L2321233-1	Sample	Analyte	1000	1000	1000	2000	---	---	---	---	2000	2000	2000	4000	2000	1.000	---	---
4	5-190814A18	L2321233-2	Sample	Analyte	1000	1000	1000	2000	---	---	---	---	2000	2000	2000	4000	2000	1.000	---	---
5	5-190814A19	L2321233-3	Sample	Analyte	1000	1000	1000	2000	---	---	---	---	2000	2000	2000	4000	2000	1.000	---	---
6	5-190814A20	L2321233-4	Sample	Analyte	1000	1000	1000	2000	---	---	---	---	2000	2000	2000	4000	2000	1.000	---	---
7	5-190814A23	H5-19-CCV-680	1668A-CS3-18B1	Analyte	50	50	50	100	---	---	---	---	100	100	100	200	100	1.000	---	---
8	5-190814A24	H5-19-WDM-679	1668A-CS7-018C	Analyte	25	50	75	100	150	200	250	300	100	100	100	200	100	1.000	---	---
9	5-190814A25	WG3116369-2	LCS	Analyte	2000	2000	2000	4000	---	---	---	---	4000	4000	4000	8000	8000	1.000	---	---
10	5-190814A39	H5-19-CCV-680	1668A-CS3-18B1	Analyte	50	50	50	100	---	---	---	---	100	100	100	200	100	1.000	---	---

Sample List Report

MassLynx MassLynx V4.1 SCN 901

Sample List: C:\MassLynx\PCB.PRO\SampleDB\5-190814A3-mod.SPL
Last Modified: Thursday, August 15, 2019 16:10:31 Eastern Daylight Time
Printed: Friday, August 30, 2019 16:11:48 Eastern Daylight Time

	File Name	Sample ID	File Text	Sample Type	Na Conc A	Na Conc B	Na Conc C	Na Conc D	Na Conc E	Na Conc F	Na Conc G	Na Conc H	FS Conc	CS Conc	ES Conc 1	ES Conc 2	IS Conc	Sample Size	Quan Meth	Quan Ref
1	5-190814A24	H5-19-WDM-679	1668A-CS7-018C	Standard	25	50	75	100	150	200	250	300	100	100	100	200	100	1.000	---	---
2	5-190814A27	WG3116369-1	MB	Analyte	---	---	---	---	---	---	---	---	4000	4000	4000	8000	8000	1.000	---	---
3	5-190814A28	L2310263-1	Sample	Analyte	---	---	---	---	---	---	---	---	4000	4000	4000	8000	8000	1.000	---	---
4	5-190814A29	L2310263-2	Sample	Analyte	---	---	---	---	---	---	---	---	4000	4000	4000	8000	8000	1.000	---	---
5	5-190814A32	L2316030-2	Sample	Analyte	---	---	---	---	---	---	---	---	4000	4000	4000	8000	8000	1.000	---	---
6	5-190814A33	L2316030-3	Sample	Analyte	---	---	---	---	---	---	---	---	4000	4000	4000	8000	8000	1.000	---	---
7	5-190814A34	L2320141-1	Sample	Analyte	---	---	---	---	---	---	---	---	4000	4000	4000	8000	8000	1.000	---	---
8	5-190814A35	L2320141-2	Sample	Analyte	---	---	---	---	---	---	---	---	4000	4000	4000	8000	8000	1.000	---	---
9	5-190814A36	L2320141-3	Sample	Analyte	---	---	---	---	---	---	---	---	4000	4000	4000	8000	8000	1.000	---	---
10	5-190814A37	L2322808-1	Sample	Analyte	---	---	---	---	---	---	---	---	4000	4000	4000	8000	8000	1.000	---	---
11	5-190814A38	L2322808-3	Sample	Analyte	---	---	---	---	---	---	---	---	4000	4000	4000	8000	8000	1.000	---	---

Quantify Sample Summary Report MassLynx MassLynx V4.1 SCN 901

Dataset: \\NABREWS002\Instdata\Organics Instrument\HIGHRES GCMS Completed Results Files\HR-5\1908\5-190814A-QC.qld

Last Altered: Thursday, August 15, 2019 16:07:21 Eastern Daylight Time

Printed: Friday, August 30, 2019 16:15:19 Eastern Daylight Time

Name: 5-190814A23, Date: 15-Aug-2019, Time: 03:24:44, ID: H5-19-CCV-680, Description: 1668A-CS3-18B1, Vial: Tray1:1

	Target Analyte	#Hom	Total Area	Ion1 Area	Ion2 Area	Ra	Ra Fail=Y...	RT	RRT	RT LCL	RT UCL	Conc.	%Rec	Mod.Comment	Noise 1	Noise 2
72	Total PeCB-F5	14		4103208								113736.04641			2546	
73	Total HxCB-F4	6		802237								12214.75267			1200	
74	Total HxCB-F5	19		3165328								204374.91576			2522	
75	Total HpCB-F5	17		2458456								3760010.183...			1525	
76	Total HpCB-F6	4		657779								49737.17985			1785	
77	Total OcCB-F5	7		556350								29346.82395			1699	
78	Total OcCB-F6	5		517936								79043.08920			1757	
79	Total NoCB-F6	3		752878								7110.45520			1640	
80	Total DeCB-F7	1		510109								47.88798			1167	
81	Total 13C-MoCB-F1	5		7010943								66401.38911			3071	
82	Total 13C-DiCB-F1	4		5153179								186.04026			10232	
83	Total 13C-DiCB-F2	1		2709801								88.26652			21763	
84	Total 13C-TrCB-F1	3		1489178								557620.75351			48237	
85	Total 13C-TrCB-F3	7		6093489								90913.58926			44961	
86	Total 13C-TeCB-F2	1		1470501								108.33121			6364	
87	Total 13C-TeCB-F3	4		1056478								78.36436			5998	
88	Total 13C-TeCB-F4	7		2681166								59326.79321			6667	
89	Total 13C-PeCB-F3	1		1718051								109.74724			1870	
90	Total 13C-PeCB-F4	7		3368671								249.02645			2191	
91	Total 13C-PeCB-F5	14		7719872								164875.12445			4414	
92	Total 13C-HxCB-F4	2		1630910								9749.88318			1510	
93	Total 13C-HxCB-F5	12		8101055								604.45116			3649	
94	Total 13C-HpCB-F5	6		2183744								64970.12745			3018	
95	Total 13C-HpCB-F6	5		1439729								127922.20043			4293	
96	Total 13C-OcCB-F5	7		1094859								11661.04017			2430	
97	Total 13C-OcCB-F6	4		2050370								205.00286			2661	
98	Total 13C-NoCB-F6	3		1337137								2601.16659			1355	
99	Total 13C-DeCB-F7	1		1186317								107.38998			1845	
100	Lockmass F1			0											1113756	
101	Lockmass F2			0											549648	
102	Lockmass F3			0											792854	
103	Lockmass F4			0											618311	
104	Lockmass F5			0											155079	
105	Lockmass F6			0											116115	
106	Lockmass F7			0											41084	

Quantify Sample Summary Report MassLynx MassLynx V4.1 SCN 901

Dataset: \\NABREWS002\Instdata\Organics Instrument\HIGHRES GCMS Completed Results Files\HR-5\1908\5-190814A-QC.qld

Last Altered: Thursday, August 15, 2019 16:07:21 Eastern Daylight Time

Printed: Friday, August 30, 2019 16:15:19 Eastern Daylight Time

Name: 5-190814A25, Date: 15-Aug-2019, Time: 04:59:03, ID: WG3116369-2, Description: LCS, Vial: Tray1:18

	Target Analyte	#Hom	Total Area	Ion1 Area	Ion2 Area	Ra	Ra Fail=Y...	RT	RRT	RT LCL	RT UCL	Conc.	%Rec	Mod.Comment	Noise 1	Noise 2
75	Total HpCB-F5	6		84557								10222.53653			1277	
76	Total HpCB-F6	6		160110								79324.58407			1378	
77	Total OcCB-F5	4		84120								3672.79495			1216	
78	Total OcCB-F6	4		78064								13669.37772			1198	
79	Total NoCB-F6	3		118798								7119.14278			1673	
80	Total DeCB-F7	1		90489								2244.40261			985	
81	Total 13C-MoCB-F1	2		461056								2520.86686			2148	
82	Total 13C-DiCB-F1	2		1362604								1386.35907			11798	
83	Total 13C-DiCB-F2	1		209611								1430.10341			18159	
84	Total 13C-TrCB-F1	3		213938								284123.06400			38736	
85	Total 13C-TrCB-F3	4		433928								33506.03104			33752	
86	Total 13C-TeCB-F2	2		109957								2444.03951			4507	
87	Total 13C-TeCB-F3	1		397570								29.31937			5954	
88	Total 13C-TeCB-F4	5		334265								14093.30516			6209	
89	Total 13C-PeCB-F3	1		166141								2172.77622			1445	
90	Total 13C-PeCB-F4	3		591279								2130.65124			1847	
91	Total 13C-PeCB-F5	12		1084078								50571.49548			2866	
92	Total 13C-HxCB-F4	2		191402								3779.93713			1311	
93	Total 13C-HxCB-F5	9		1353193								12270.20751			2594	
94	Total 13C-HpCB-F5	7		313076								17477.32517			3005	
95	Total 13C-HpCB-F6	6		266641								79141.85609			3255	
96	Total 13C-OcCB-F5	2		154407								3796.38847			1482	
97	Total 13C-OcCB-F6	4		520102								3145.72274			2011	
98	Total 13C-NoCB-F6	2		202637								5611.10080			1270	
99	Total 13C-DeCB-F7	1		179687								3379.95704			1223	
100	Lockmass F1			0											924266	
101	Lockmass F2			0											396066	
102	Lockmass F3			0											579100	
103	Lockmass F4			0											485650	
104	Lockmass F5			0											161937	
105	Lockmass F6			0											105578	
106	Lockmass F7			0											36085	

Quantify Sample Summary Report

MassLynx MassLynx V4.1 SCN 901

Dataset: \\NABREWS002\Instdata\Organics Instrument\HIGHRES GCMS Completed Results Files\HR-5\1908\5-190814A-QC.qld

Last Altered: Thursday, August 15, 2019 16:07:21 Eastern Daylight Time

Printed: Friday, August 30, 2019 16:15:19 Eastern Daylight Time

Name: 5-190814A39, Date: 15-Aug-2019, Time: 14:49:12, ID: H5-19-CCV-680, Description: 1668A-CS3-18B1, Vial: Tray1:1

	Target Analyte	#Hom	Total Area	Ion1 Area	Ion2 Area	Ra	Ra Fail=Y...	RT	RRT	RT LCL	RT UCL	Conc.	%Rec	Mod.Comment	Noise 1	Noise 2
75	Total HpCB-F5	17		831951								1282323.198...			941	
76	Total HpCB-F6	4		245972								28302.66289			1182	
77	Total OcCB-F5	7		192688								10868.01620			762	
78	Total OcCB-F6	5		211151								40113.70422			901	
79	Total NoCB-F6	3		305664								3104.64738			1483	
80	Total DeCB-F7	1		215609								47.67185			798	
81	Total 13C-MoCB-F1	2		1568739								164.88118			2635	
82	Total 13C-DiCB-F1	3		1293074								118.23749			8718	
83	Total 13C-DiCB-F2	1		541239								71.13194			16495	
84	Total 13C-TrCB-F1	3		454444								297756.32669			38425	
85	Total 13C-TrCB-F3	5		1469693								25798.13584			33300	
86	Total 13C-TeCB-F2	1		405252								107.30015			3506	
87	Total 13C-TeCB-F3	4		296809								21.74523			4357	
88	Total 13C-TeCB-F4	7		663630								16168.82469			3783	
89	Total 13C-PeCB-F3	2		498606								621.88446			1275	
90	Total 13C-PeCB-F4	6		988669								195.12353			1676	
91	Total 13C-PeCB-F5	13		2339866								75168.54470			2526	
92	Total 13C-HxCB-F4	3		491436								3536.04770			3217	
93	Total 13C-HxCB-F5	13		2618428								529.15511			2382	
94	Total 13C-HpCB-F5	8		739281								26818.54552			1845	
95	Total 13C-HpCB-F6	6		552270								79880.24437			2074	
96	Total 13C-OcCB-F5	3		376109								3922.56017			1097	
97	Total 13C-OcCB-F6	4		816313								143.70881			1262	
98	Total 13C-NoCB-F6	4		538447								2561.18308			1086	
99	Total 13C-DeCB-F7	1		502374								115.95407			743	
100	Lockmass F1			0											399433	
101	Lockmass F2			0											240664	
102	Lockmass F3			0											409878	
103	Lockmass F4			0											252151	
104	Lockmass F5			0											82748	
105	Lockmass F6			0											43055	
106	Lockmass F7			0											24924	

Quantify Audit Report MassLynx MassLynx V4.1 SCN 901

Dataset: \\NABREWS002\Instdata\Organics Instrument\HIGHRES GCMS Completed Results Files\HR-5\1908\5-190814A-QC.qld

Last Altered: Thursday, August 15, 2019 16:07:21 Eastern Daylight Time

Printed: Friday, August 30, 2019 16:15:19 Eastern Daylight Time

Date	Time	Event	Details	Comments
15-Aug-19	16:07:15	Process Extract		
15-Aug-19	16:07:16	Process Integrate		
15-Aug-19	16:07:17	Process Quantify		
15-Aug-19	16:07:21	Dataset Created		
15-Aug-19	16:07:58	Dataset Saved	Saved to \\NABREWS002\Instdata\Organics Instrument\HIG...	

Quantify Sample Template Report

MassLynx MassLynx V4.1 SCN 901

Dataset: \\NABREWS002\Instdata\Organics Instrument\HIGHRES GCMS Completed Results Files\HR-5\1908\5-190814A-QC.qld

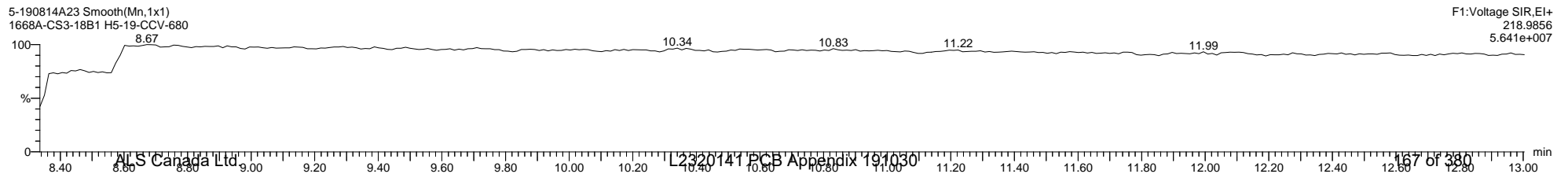
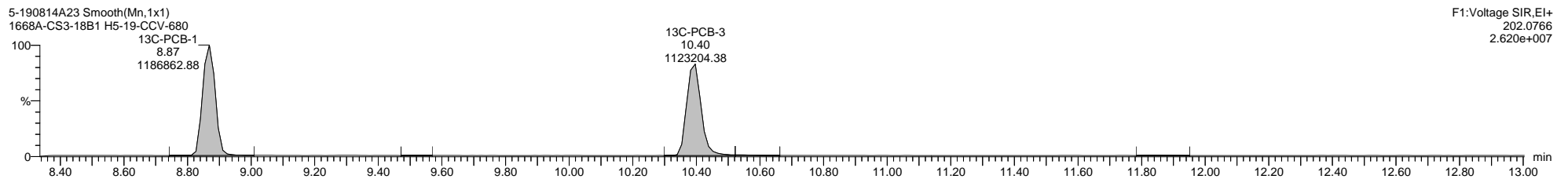
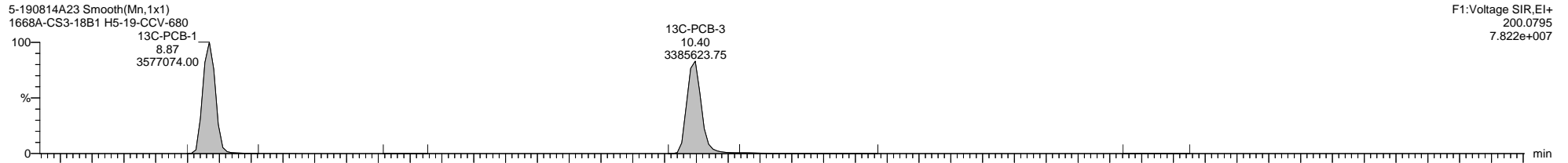
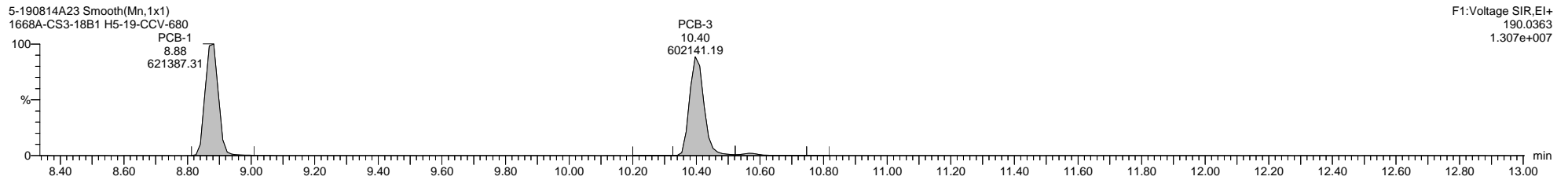
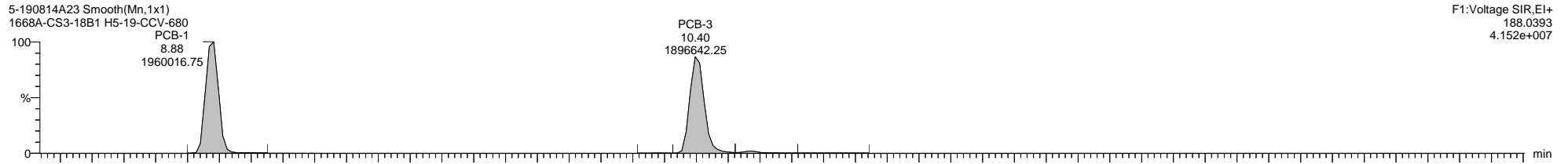
Last Altered: Thursday, August 15, 2019 16:07:21 Eastern Daylight Time

Printed: Friday, August 30, 2019 16:15:19 Eastern Daylight Time

Method: C:\MassLynx\PCB.PRO\MethDB\1668-OCTYL-1-ICAL-190725.mdb 25 Jul 2019 12:28:04

Calibration: C:\MassLynx\PCB.PRO\CurveDB\5-190502B-ICAL.cdb 03 May 2019 08:59:50

Name: 5-190814A23, Date: 15-Aug-2019, Time: 03:24:44, ID: H5-19-CCV-680, Description: 1668A-CS3-18B1, Vial: Tray1:1



Quantify Sample Template Report

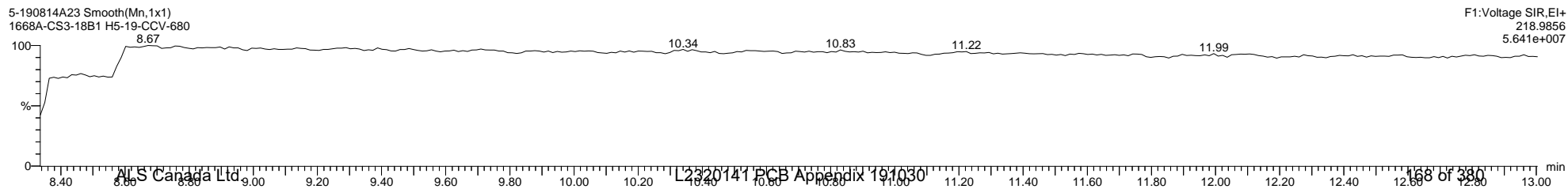
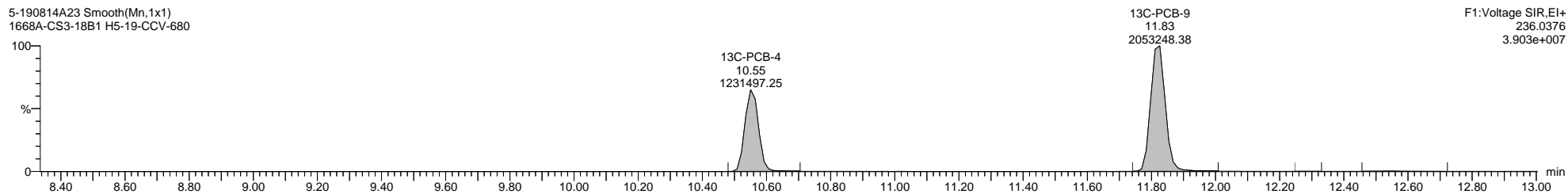
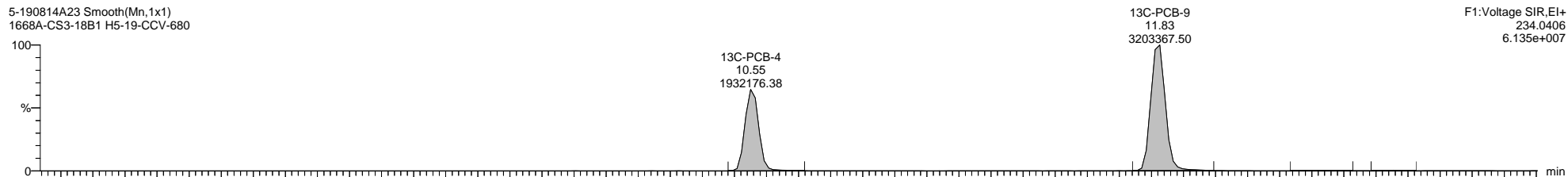
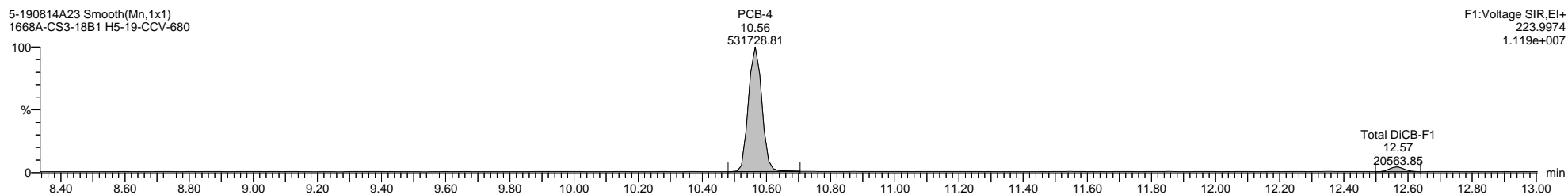
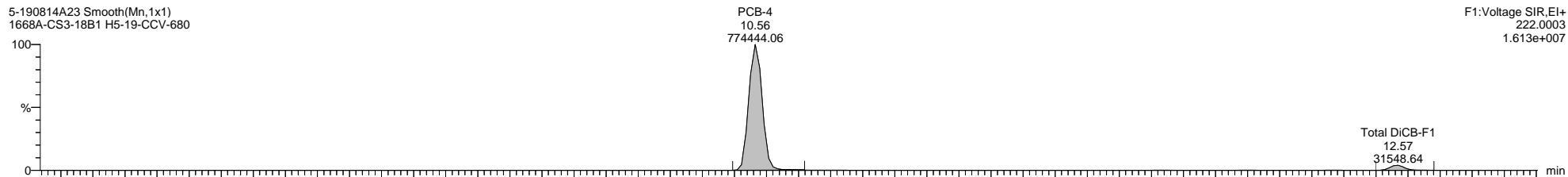
MassLynx MassLynx V4.1 SCN 901

Dataset: \\NABREWS002\Instdata\Organics Instrument\HIGHRES GCMS Completed Results Files\HR-5\1908\5-190814A-QC.qld

Last Altered: Thursday, August 15, 2019 16:07:21 Eastern Daylight Time

Printed: Friday, August 30, 2019 16:15:19 Eastern Daylight Time

Name: 5-190814A23, Date: 15-Aug-2019, Time: 03:24:44, ID: H5-19-CCV-680, Description: 1668A-CS3-18B1, Vial: Tray1:1



Quantify Sample Template Report

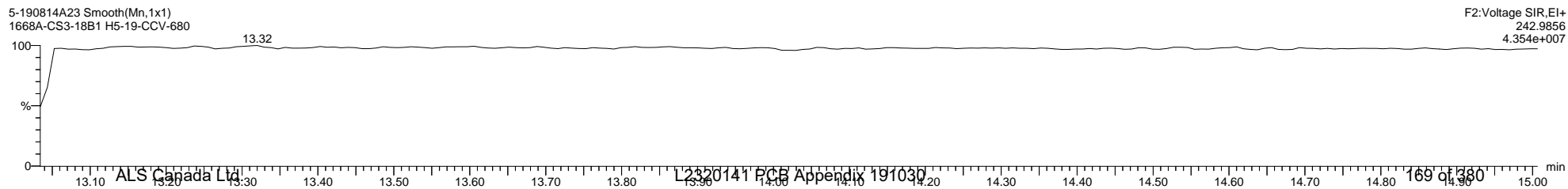
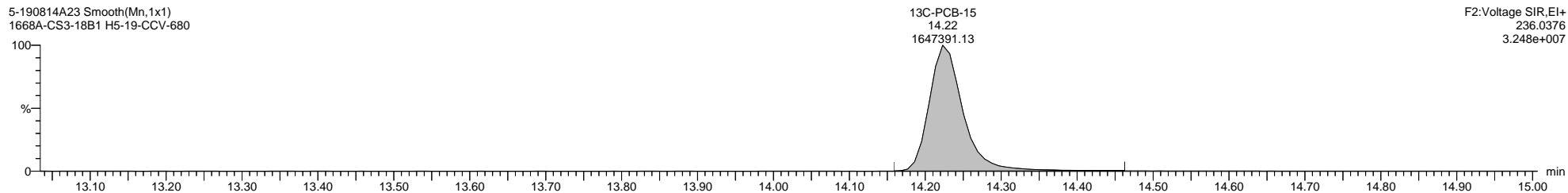

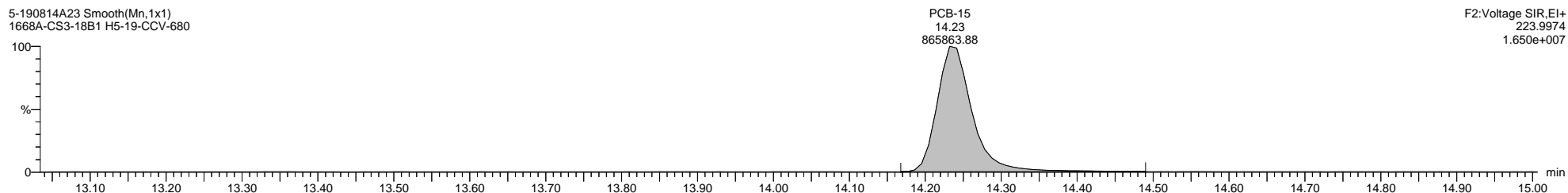

MassLynx MassLynx V4.1 SCN 901

Dataset: \\NABREWS002\Instdata\Organics Instrument\HIGHRES GCMS Completed Results Files\HR-5\1908\5-190814A-QC.qld

Last Altered: Thursday, August 15, 2019 16:07:21 Eastern Daylight Time

Printed: Friday, August 30, 2019 16:15:19 Eastern Daylight Time

Name: 5-190814A23, Date: 15-Aug-2019, Time: 03:24:44, ID: H5-19-CCV-680, Description: 1668A-CS3-18B1, Vial: Tray1:1



Quantify Sample Template Report

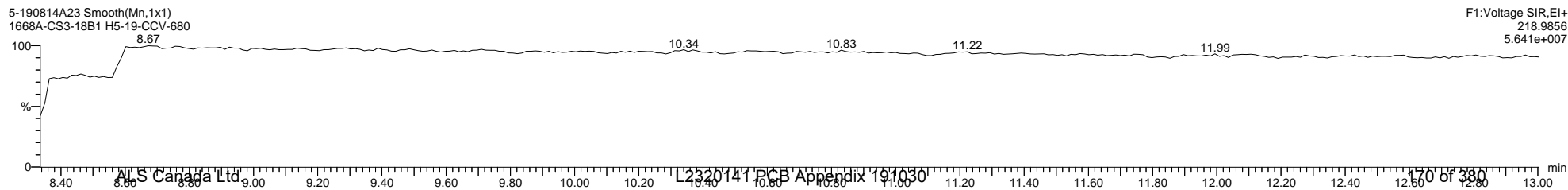
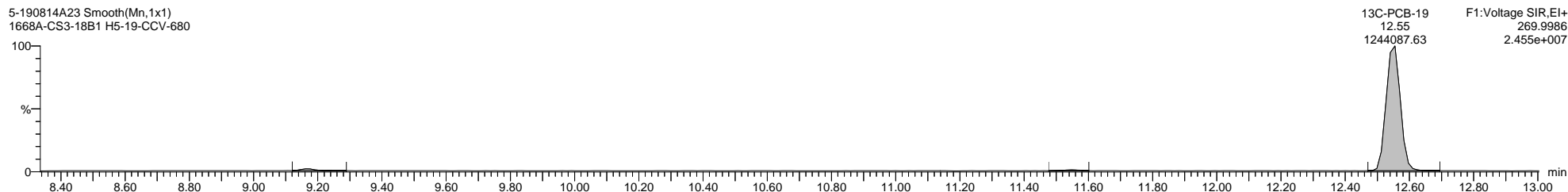

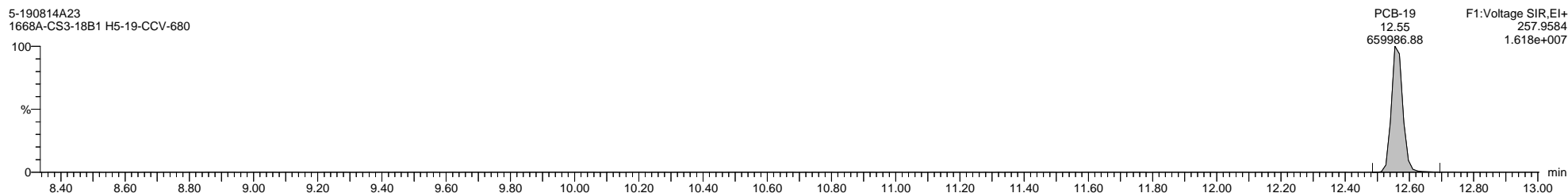

MassLynx MassLynx V4.1 SCN 901

Dataset: \\NABREWS002\Instdata\Organics Instrument\HIGHRES GCMS Completed Results Files\HR-5\1908\5-190814A-QC.qld

Last Altered: Thursday, August 15, 2019 16:07:21 Eastern Daylight Time

Printed: Friday, August 30, 2019 16:15:19 Eastern Daylight Time

Name: 5-190814A23, Date: 15-Aug-2019, Time: 03:24:44, ID: H5-19-CCV-680, Description: 1668A-CS3-18B1, Vial: Tray1:1



Quantify Sample Template Report


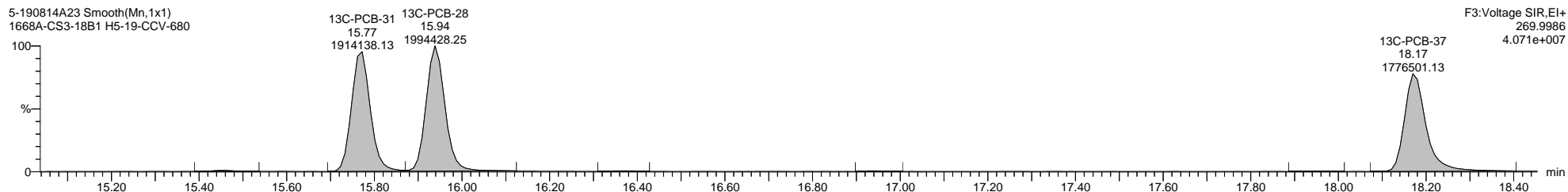



MassLynx MassLynx V4.1 SCN 901

Dataset: \\NABREWS002\Instdata\Organics Instrument\HIGHRES GCMS Completed Results Files\HR-5\1908\5-190814A-QC.qld

Last Altered: Thursday, August 15, 2019 16:07:21 Eastern Daylight Time

Printed: Friday, August 30, 2019 16:15:19 Eastern Daylight Time

Name: 5-190814A23, Date: 15-Aug-2019, Time: 03:24:44, ID: H5-19-CCV-680, Description: 1668A-CS3-18B1, Vial: Tray1:1



Quantify Sample Template Report

MassLynx MassLynx V4.1 SCN 901


Dataset: \\NABREWS002\Instdata\Organics Instrument\HIGHRES GCMS Completed Results Files\HR-5\1908\5-190814A-QC.qld

Last Altered: Thursday, August 15, 2019 16:07:21 Eastern Daylight Time

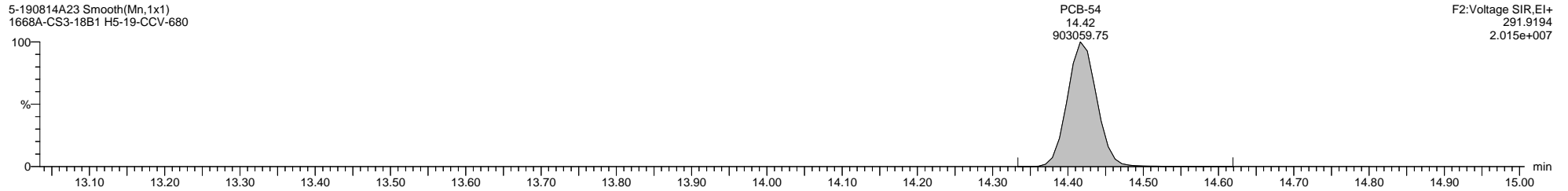
Printed: Friday, August 30, 2019 16:15:19 Eastern Daylight Time

Name: 5-190814A23, Date: 15-Aug-2019, Time: 03:24:44, ID: H5-19-CCV-680, Description: 1668A-CS3-18B1, Vial: Tray1:1


5-190814A23 Smooth(Mn,1x1)
1668A-CS3-18B1 H5-19-CCV-680



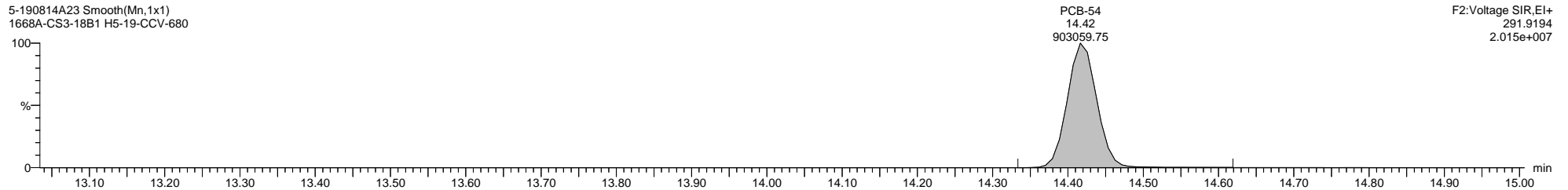
5-190814A23 Smooth(Mn,1x1)
1668A-CS3-18B1 H5-19-CCV-680



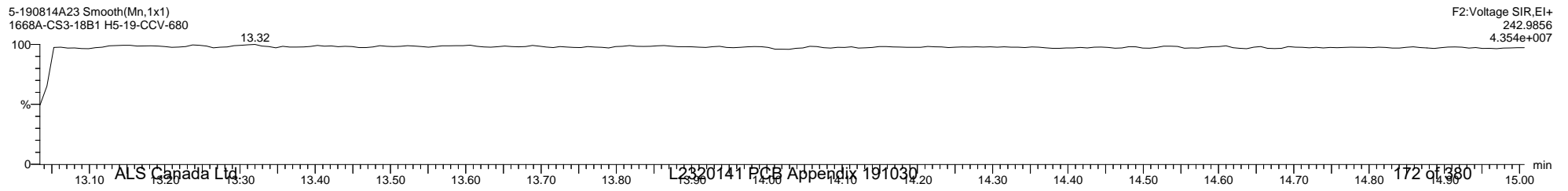
5-190814A23 Smooth(Mn,1x1)
1668A-CS3-18B1 H5-19-CCV-680



5-190814A23 Smooth(Mn,1x1)
1668A-CS3-18B1 H5-19-CCV-680



5-190814A23 Smooth(Mn,1x1)
1668A-CS3-18B1 H5-19-CCV-680



Quantify Sample Template Report MassLynx MassLynx V4.1 SCN 901

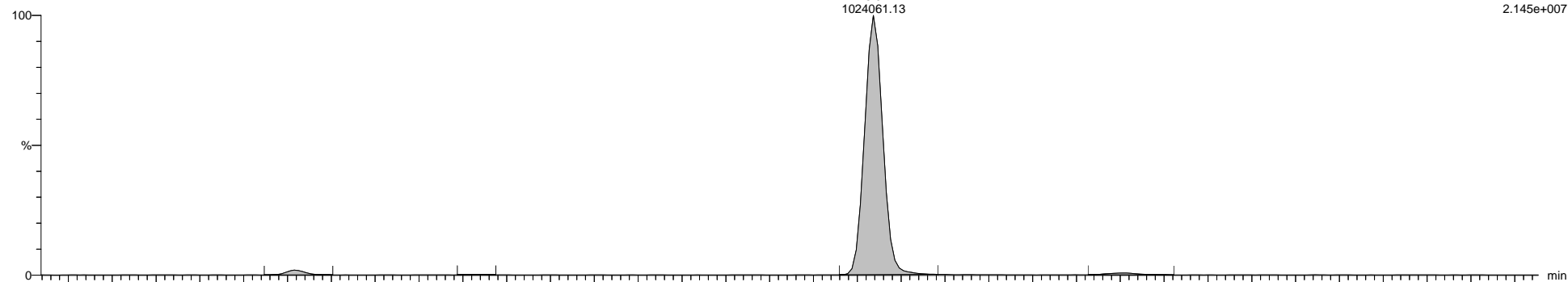
Dataset: \\NABREWS002\Instdata\Organics Instrument\HIGHRES GCMS Completed Results Files\HR-5\1908\5-190814A-QC.qld

Last Altered: Thursday, August 15, 2019 16:07:21 Eastern Daylight Time

Printed: Friday, August 30, 2019 16:15:19 Eastern Daylight Time

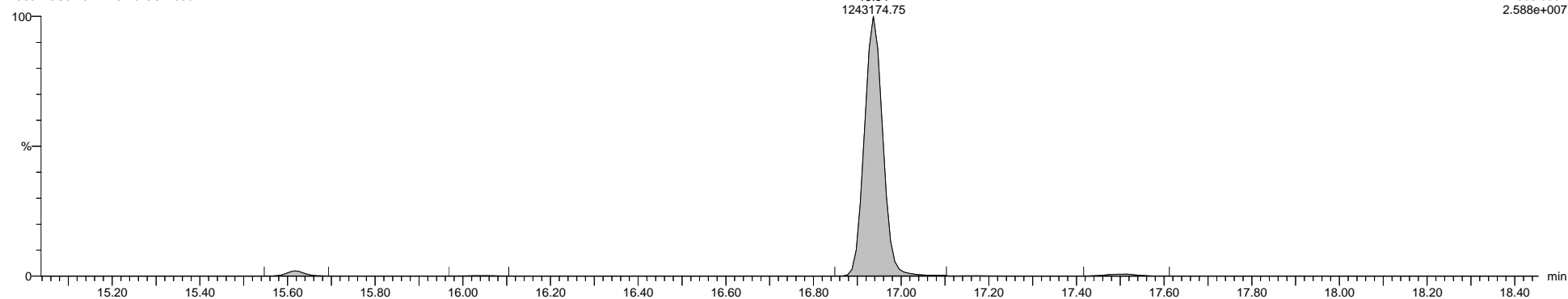
Name: 5-190814A23, Date: 15-Aug-2019, Time: 03:24:44, ID: H5-19-CCV-680, Description: 1668A-CS3-18B1, Vial: Tray1:1

5-190814A23 Smooth(Mn,1x1)
1668A-CS3-18B1 H5-19-CCV-680



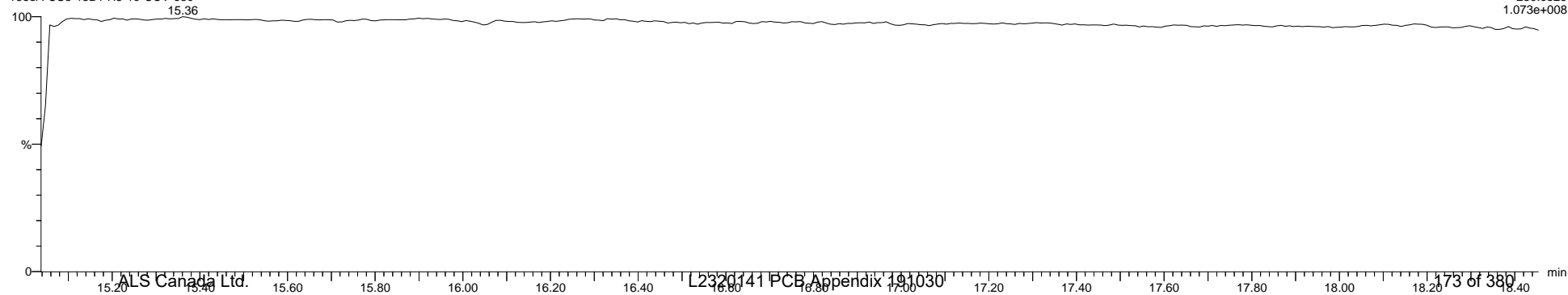
F3:Voltage SIR,El+
301.9626
2.145e+007

5-190814A23 Smooth(Mn,1x1)
1668A-CS3-18B1 H5-19-CCV-680



F3:Voltage SIR,El+
303.9597
2.588e+007

5-190814A23 Smooth(Mn,1x1)
1668A-CS3-18B1 H5-19-CCV-680



F3:Voltage SIR,El+
280.9825
1.073e+008

Quantify Sample Template Report

MassLynx MassLynx V4.1 SCN 901


Dataset: \\NABREWS002\Instdata\Organics Instrument\HIGHRES GCMS Completed Results Files\HR-5\1908\5-190814A-QC.qld

Last Altered: Thursday, August 15, 2019 16:07:21 Eastern Daylight Time

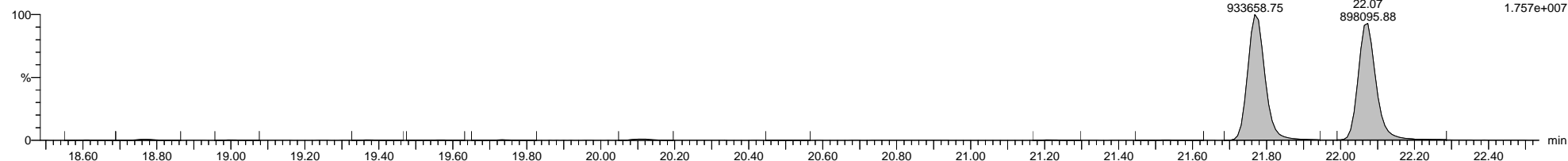
Printed: Friday, August 30, 2019 16:15:19 Eastern Daylight Time

Name: 5-190814A23, Date: 15-Aug-2019, Time: 03:24:44, ID: H5-19-CCV-680, Description: 1668A-CS3-18B1, Vial: Tray1:1

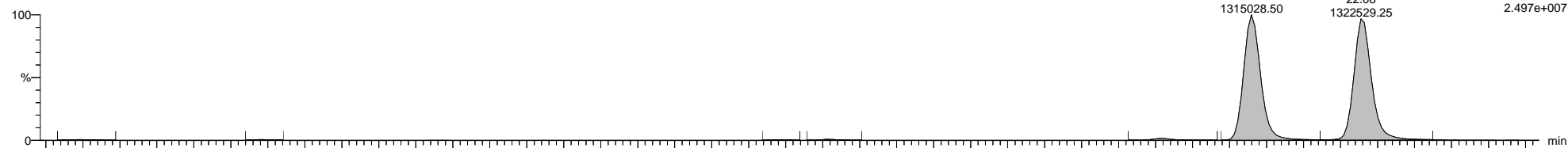
5-190814A23 Smooth(Mn,1x1)
1668A-CS3-18B1 H5-19-CCV-680



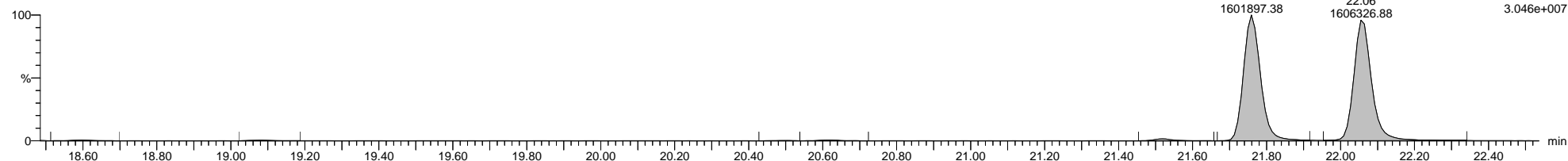
5-190814A23 Smooth(Mn,1x1)
1668A-CS3-18B1 H5-19-CCV-680




5-190814A23 Smooth(Mn,1x1)
1668A-CS3-18B1 H5-19-CCV-680



5-190814A23 Smooth(Mn,1x1)
1668A-CS3-18B1 H5-19-CCV-680



5-190814A23 Smooth(Mn,1x1)
1668A-CS3-18B1 H5-19-CCV-680



Quantify Sample Template Report

MassLynx MassLynx V4.1 SCN 901


Dataset: \\NABREWS002\Instdata\Organics Instrument\HIGHRES GCMS Completed Results Files\HR-5\1908\5-190814A-QC.qld

Last Altered: Thursday, August 15, 2019 16:07:21 Eastern Daylight Time

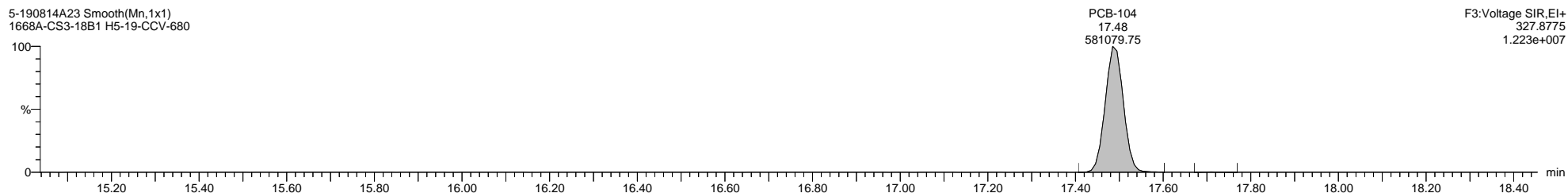
Printed: Friday, August 30, 2019 16:15:19 Eastern Daylight Time

Name: 5-190814A23, Date: 15-Aug-2019, Time: 03:24:44, ID: H5-19-CCV-680, Description: 1668A-CS3-18B1, Vial: Tray1:1


5-190814A23 Smooth(Mn,1x1)
1668A-CS3-18B1 H5-19-CCV-680



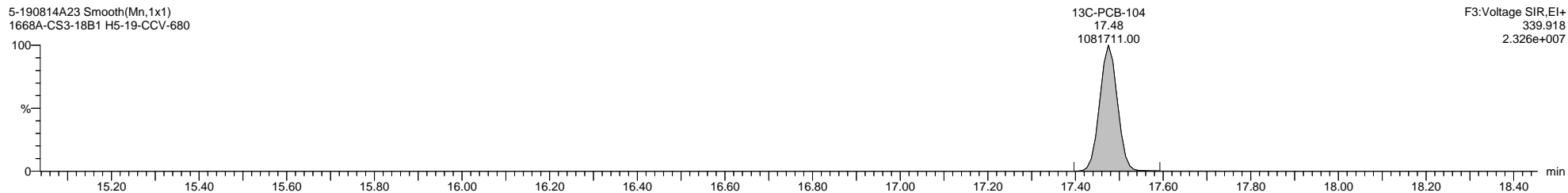
5-190814A23 Smooth(Mn,1x1)
1668A-CS3-18B1 H5-19-CCV-680




5-190814A23 Smooth(Mn,1x1)
1668A-CS3-18B1 H5-19-CCV-680



5-190814A23 Smooth(Mn,1x1)
1668A-CS3-18B1 H5-19-CCV-680



5-190814A23 Smooth(Mn,1x1)
1668A-CS3-18B1 H5-19-CCV-680



Quantify Sample Template Report

MassLynx MassLynx V4.1 SCN 901

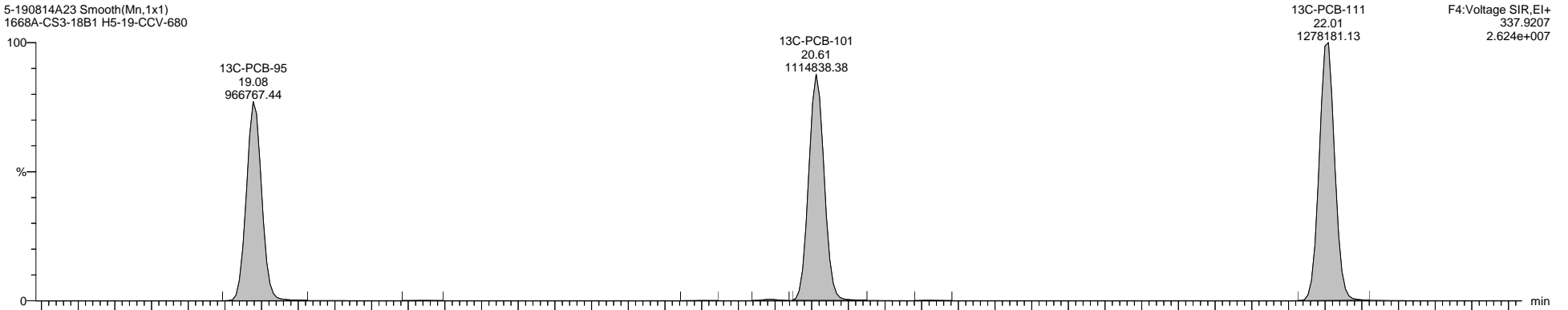
Dataset: \\NABREWS002\Instdata\Organics Instrument\HIGHRES GCMS Completed Results Files\HR-5\1908\5-190814A-QC.qld

Last Altered: Thursday, August 15, 2019 16:07:21 Eastern Daylight Time

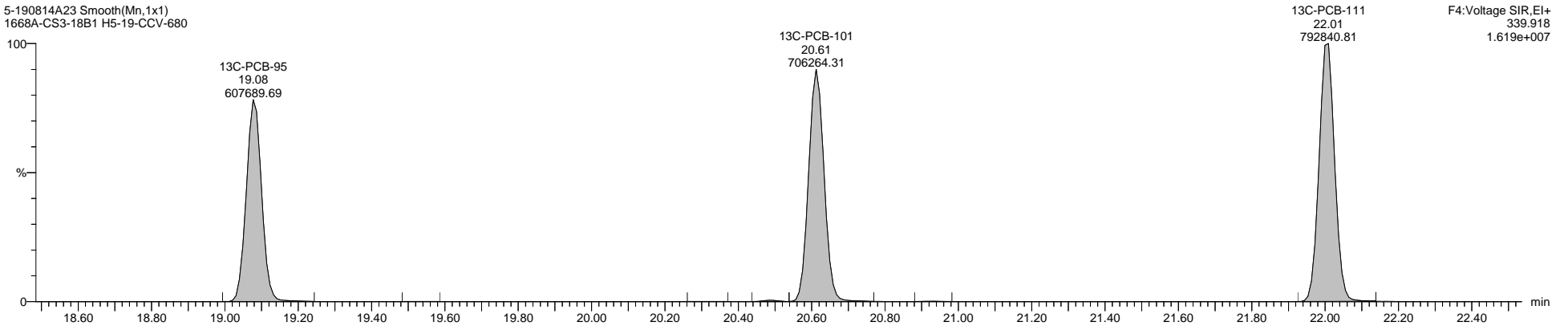
Printed: Friday, August 30, 2019 16:15:19 Eastern Daylight Time

Name: 5-190814A23, Date: 15-Aug-2019, Time: 03:24:44, ID: H5-19-CCV-680, Description: 1668A-CS3-18B1, Vial: Tray1:1

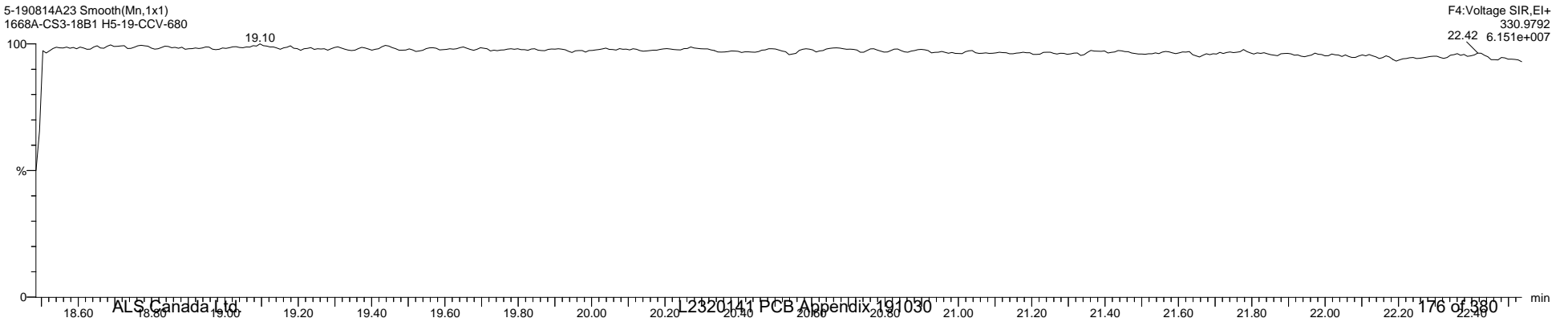
5-190814A23 Smooth(Mn,1x1)
1668A-CS3-18B1 H5-19-CCV-680



5-190814A23 Smooth(Mn,1x1)
1668A-CS3-18B1 H5-19-CCV-680



5-190814A23 Smooth(Mn,1x1)
1668A-CS3-18B1 H5-19-CCV-680



Quantify Sample Template Report

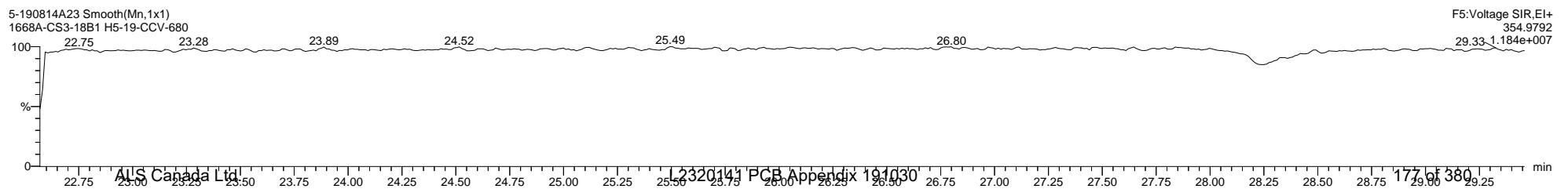
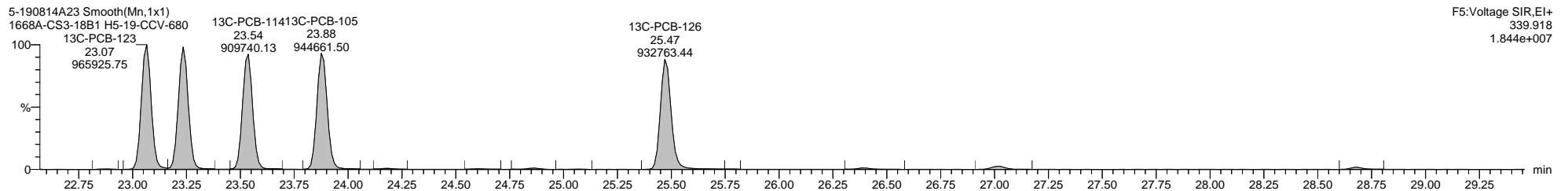
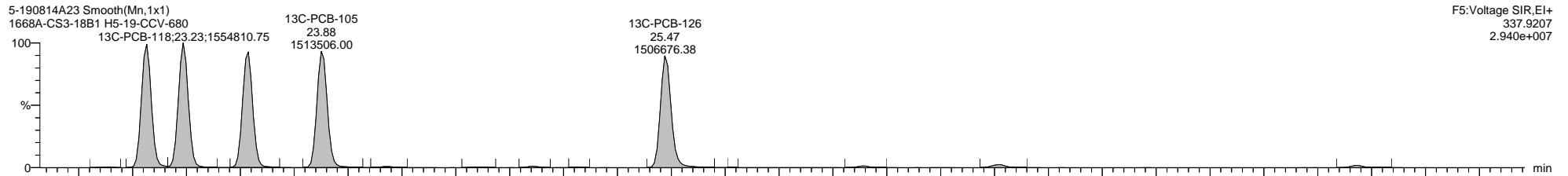
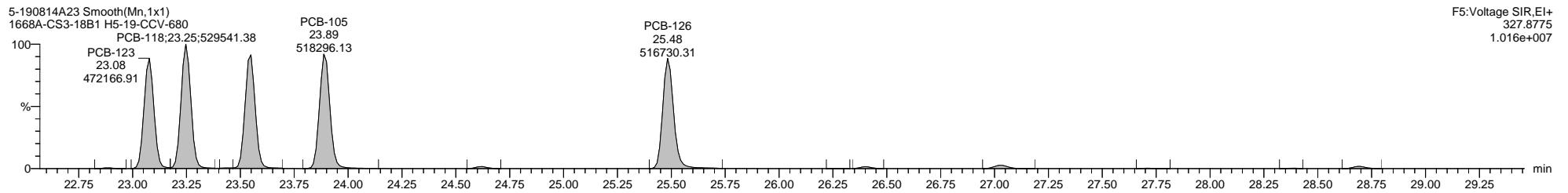
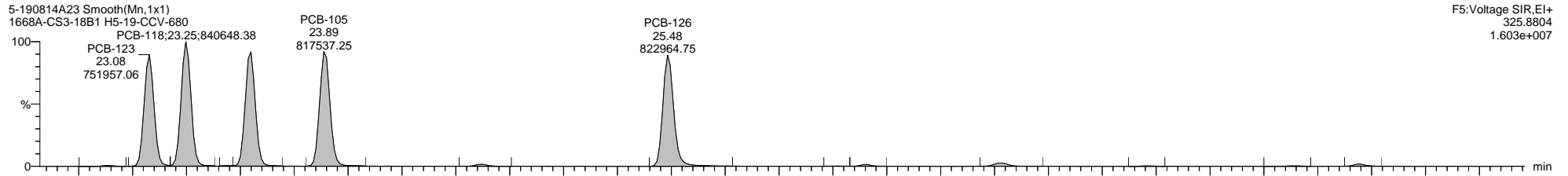
MassLynx MassLynx V4.1 SCN 901

Dataset: \\NABREWS002\Instdata\Organics Instrument\HIGHRES GCMS Completed Results Files\HR-5\1908\5-190814A-QC.qld

Last Altered: Thursday, August 15, 2019 16:07:21 Eastern Daylight Time

Printed: Friday, August 30, 2019 16:15:19 Eastern Daylight Time

Name: 5-190814A23, Date: 15-Aug-2019, Time: 03:24:44, ID: H5-19-CCV-680, Description: 1668A-CS3-18B1, Vial: Tray1:1




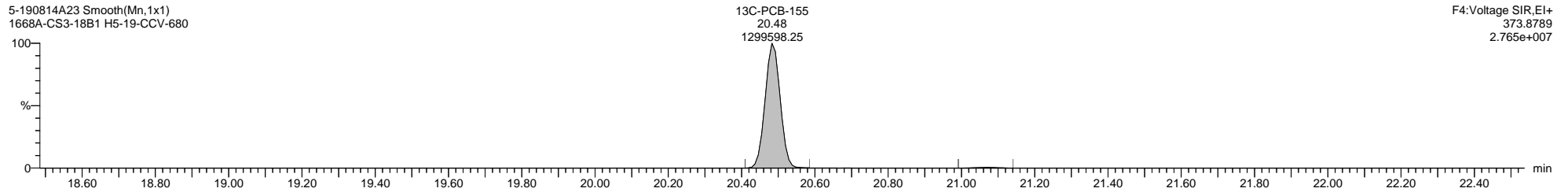
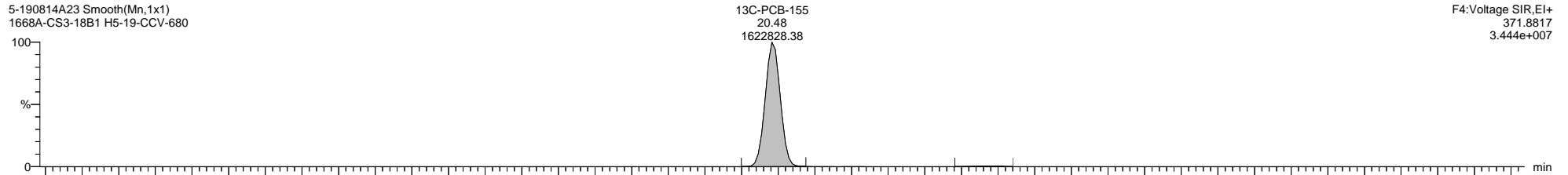
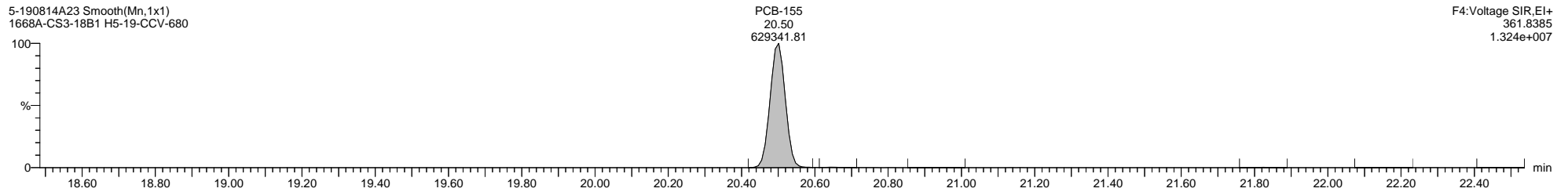
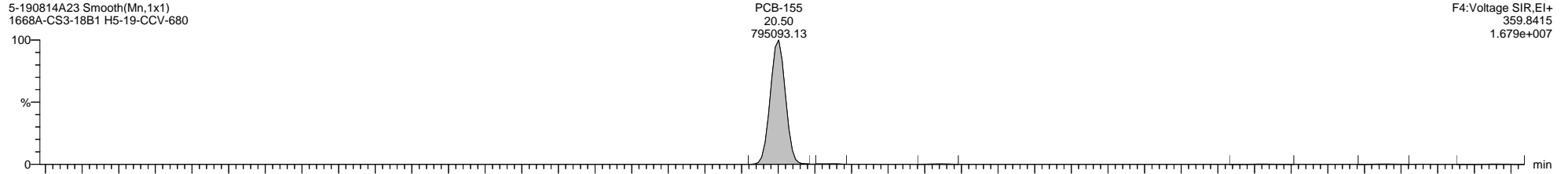
Quantify Sample Template Report MassLynx MassLynx V4.1 SCN 901

Dataset: \\NABREWS002\Instdata\Organics Instrument\HIGHRES GCMS Completed Results Files\HR-5\1908\5-190814A-QC.qld

Last Altered: Thursday, August 15, 2019 16:07:21 Eastern Daylight Time

Printed: Friday, August 30, 2019 16:15:19 Eastern Daylight Time

Name: 5-190814A23, Date: 15-Aug-2019, Time: 03:24:44, ID: H5-19-CCV-680, Description: 1668A-CS3-18B1, Vial: Tray1:1



Quantify Sample Template Report

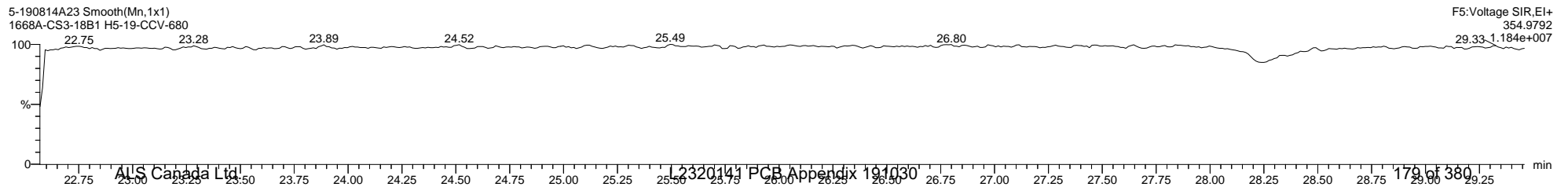
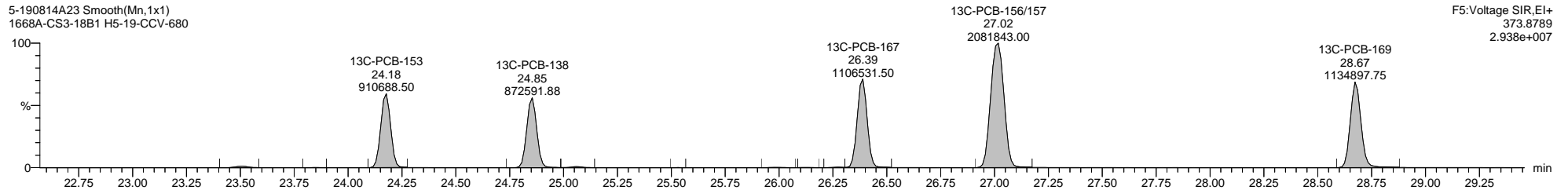
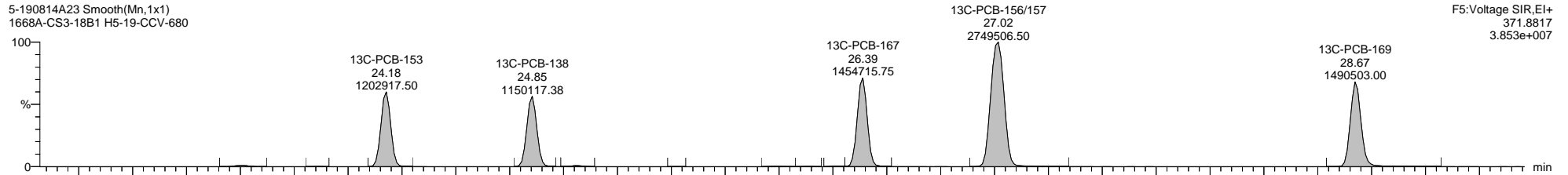
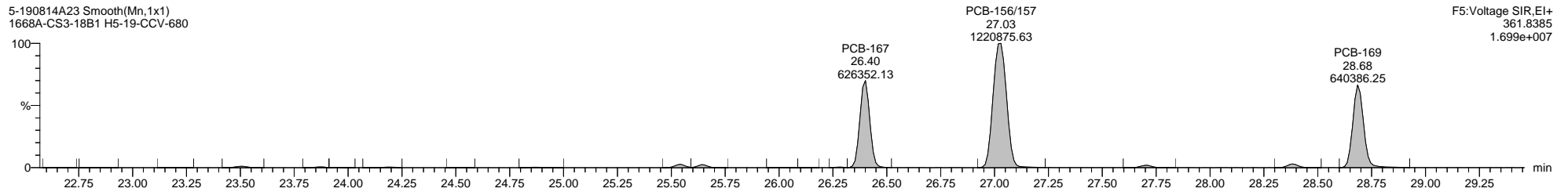
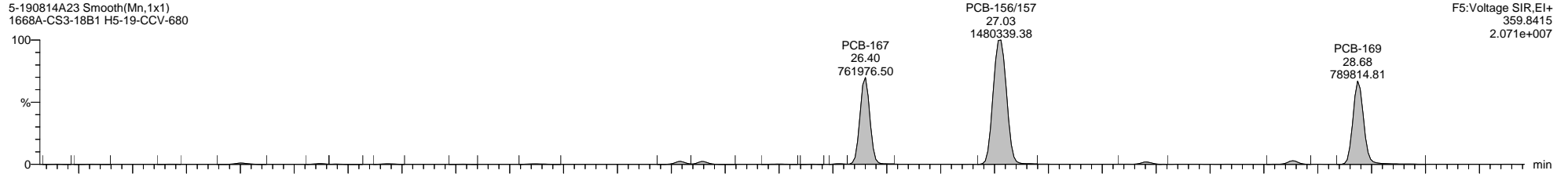
MassLynx MassLynx V4.1 SCN 901

Dataset: \\NABREWS002\Instdata\Organics Instrument\HIGHRES GCMS Completed Results Files\HR-5\1908\5-190814A-QC.qld

Last Altered: Thursday, August 15, 2019 16:07:21 Eastern Daylight Time

Printed: Friday, August 30, 2019 16:15:19 Eastern Daylight Time

Name: 5-190814A23, Date: 15-Aug-2019, Time: 03:24:44, ID: H5-19-CCV-680, Description: 1668A-CS3-18B1, Vial: Tray1:1



Quantify Sample Template Report

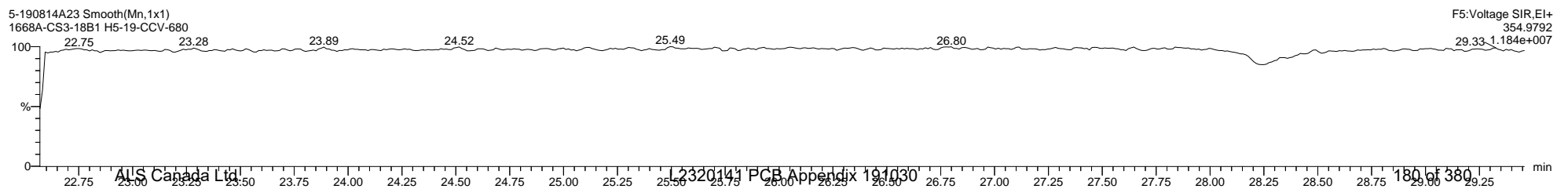
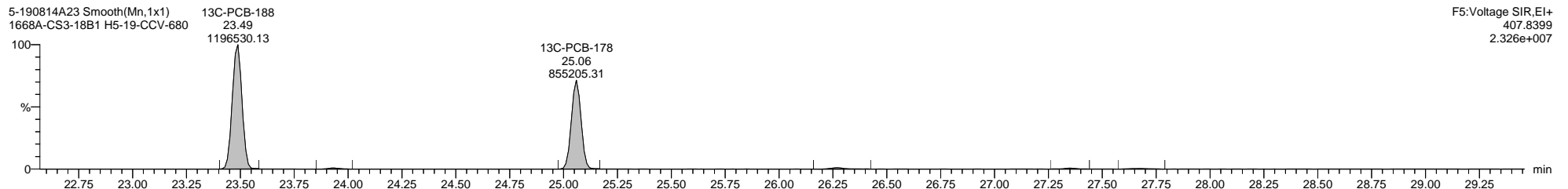
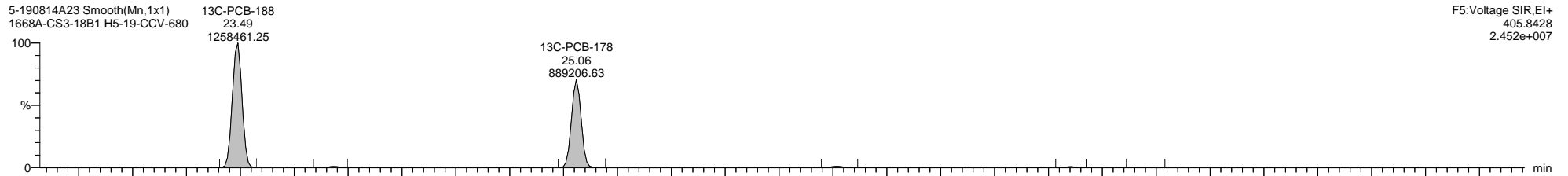
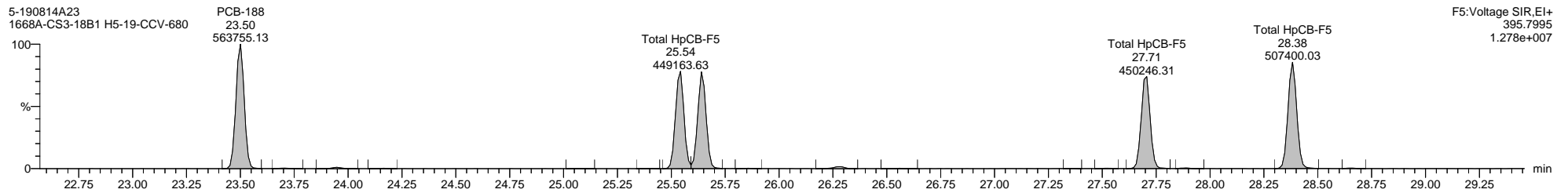
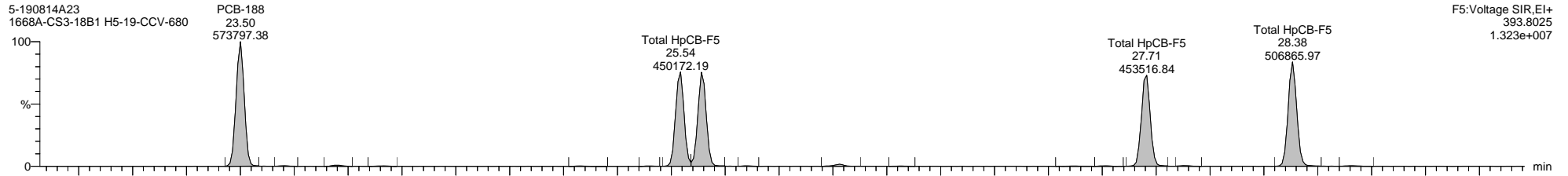
MassLynx MassLynx V4.1 SCN 901

Dataset: \\NABREWS002\Instdata\Organics Instrument\HIGHRES GCMS Completed Results Files\HR-5\1908\5-190814A-QC.qld

Last Altered: Thursday, August 15, 2019 16:07:21 Eastern Daylight Time

Printed: Friday, August 30, 2019 16:15:19 Eastern Daylight Time

Name: 5-190814A23, Date: 15-Aug-2019, Time: 03:24:44, ID: H5-19-CCV-680, Description: 1668A-CS3-18B1, Vial: Tray1:1



Quantify Sample Template Report

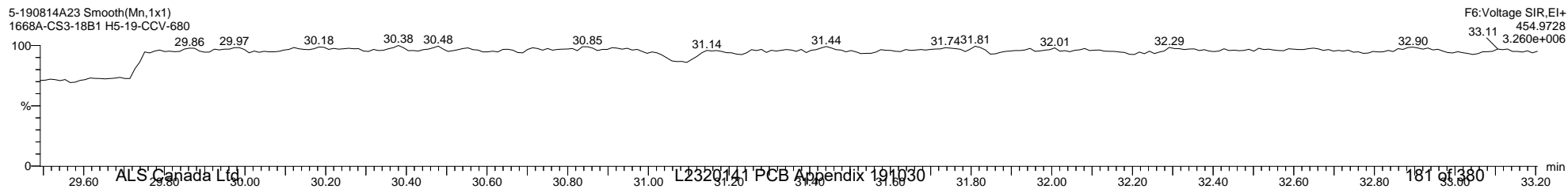
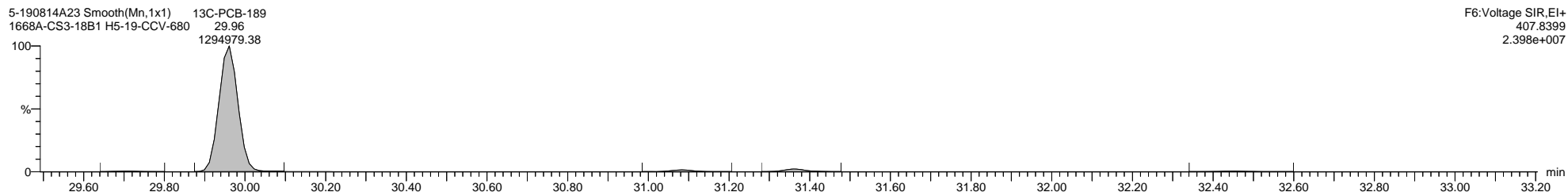

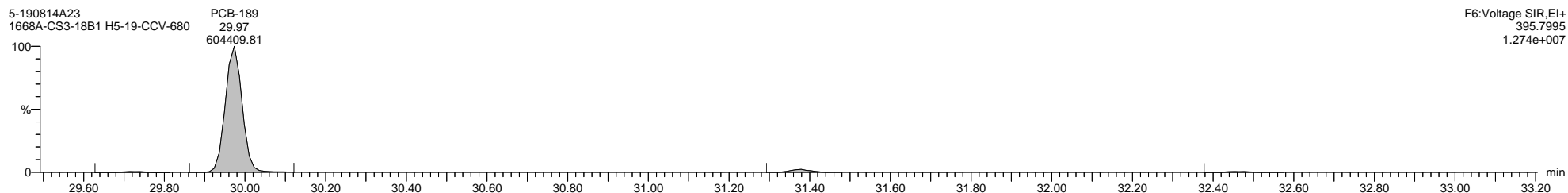
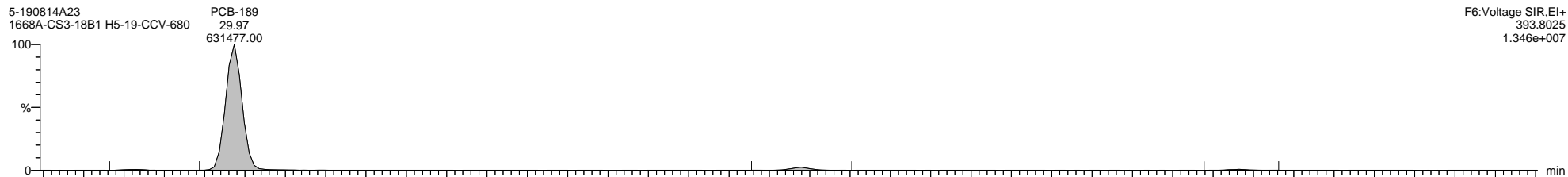
MassLynx MassLynx V4.1 SCN 901

Dataset: \\NABREWS002\Instdata\Organics Instrument\HIGHRES GCMS Completed Results Files\HR-5\1908\5-190814A-QC.qld

Last Altered: Thursday, August 15, 2019 16:07:21 Eastern Daylight Time

Printed: Friday, August 30, 2019 16:15:19 Eastern Daylight Time

Name: 5-190814A23, Date: 15-Aug-2019, Time: 03:24:44, ID: H5-19-CCV-680, Description: 1668A-CS3-18B1, Vial: Tray1:1



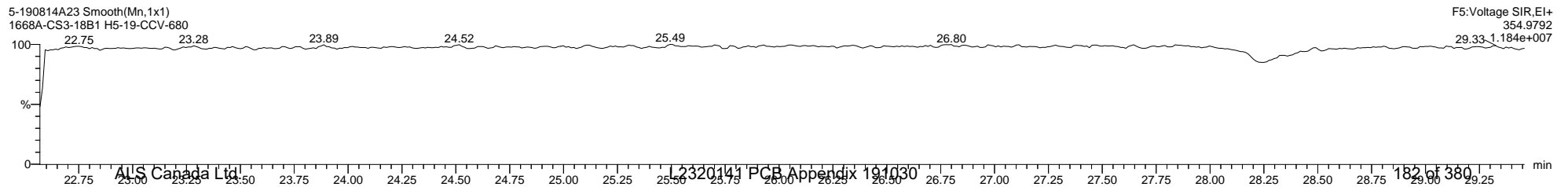
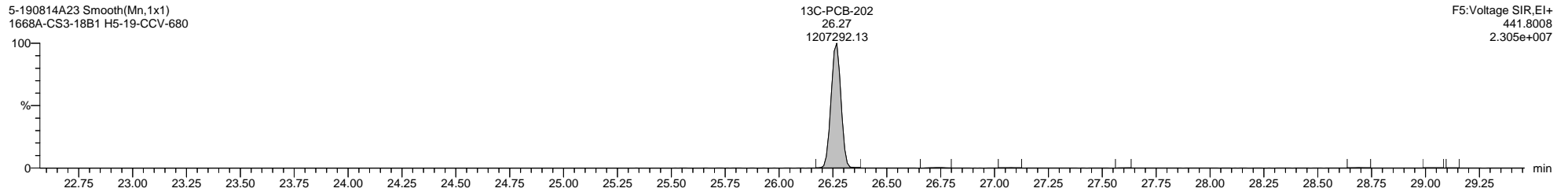
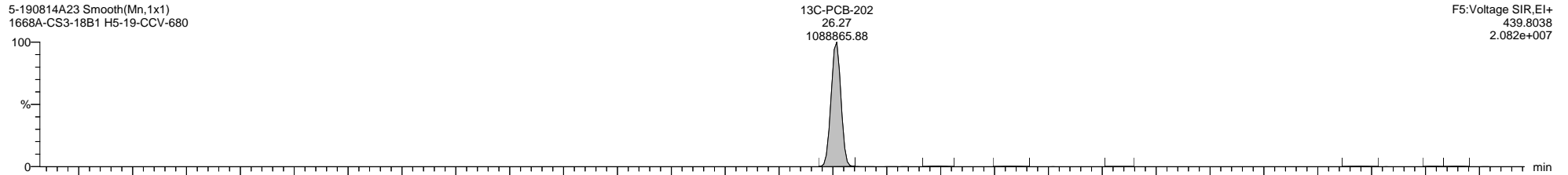
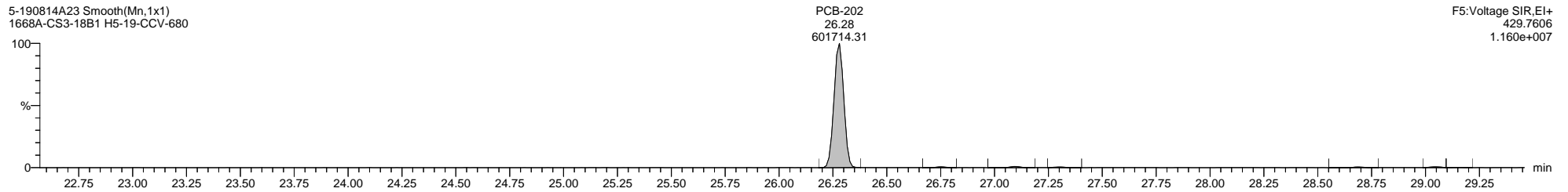
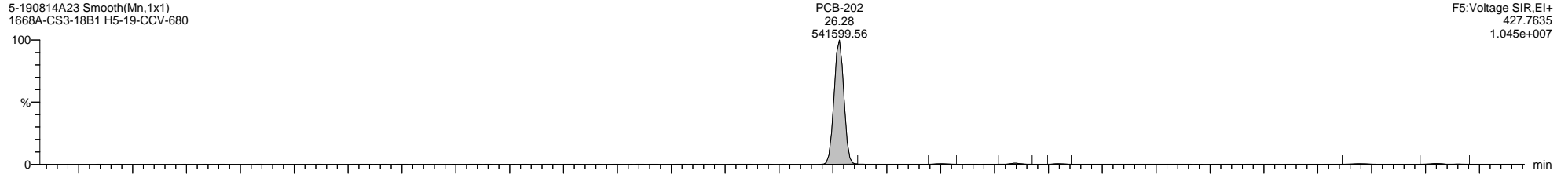
Quantify Sample Template Report MassLynx MassLynx V4.1 SCN 901

Dataset: \\NABREWS002\Instdata\Organics Instrument\HIGHRES GCMS Completed Results Files\HR-5\1908\5-190814A-QC.qld

Last Altered: Thursday, August 15, 2019 16:07:21 Eastern Daylight Time

Printed: Friday, August 30, 2019 16:15:19 Eastern Daylight Time

Name: 5-190814A23, Date: 15-Aug-2019, Time: 03:24:44, ID: H5-19-CCV-680, Description: 1668A-CS3-18B1, Vial: Tray1:1



Quantify Sample Template Report

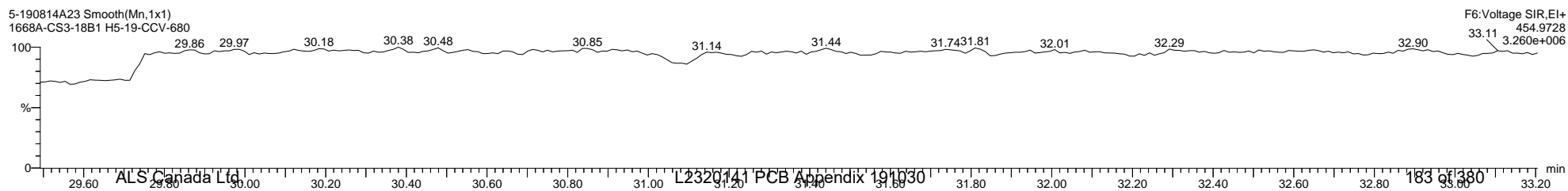
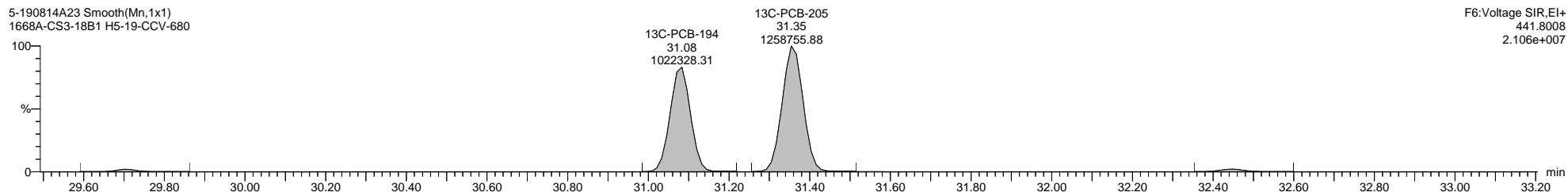
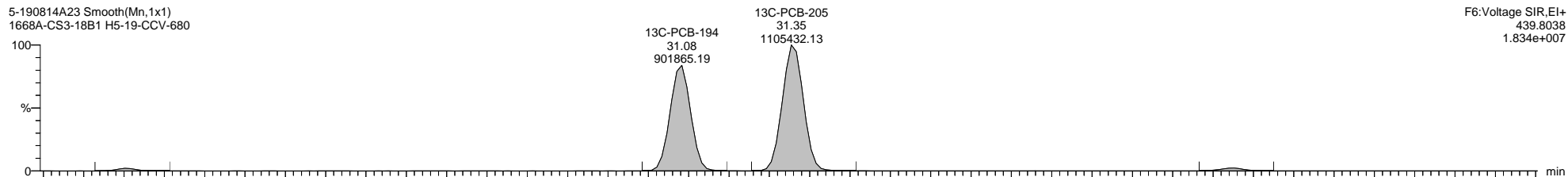
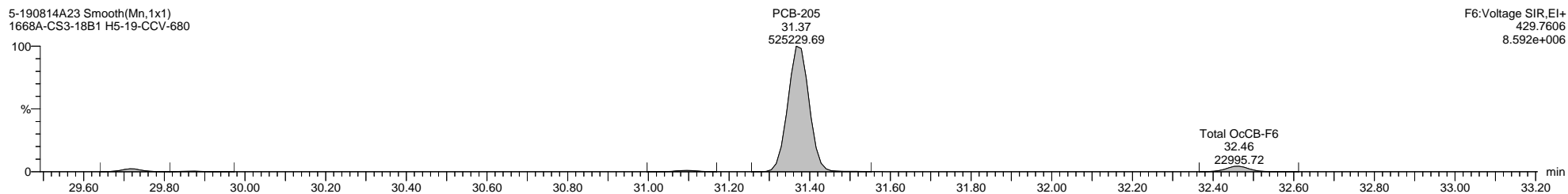
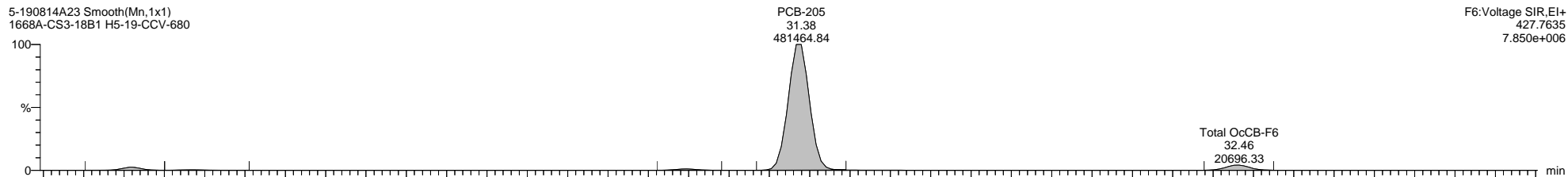
MassLynx MassLynx V4.1 SCN 901

Dataset: \\NABREWS002\Instdata\Organics Instrument\HIGHRES GCMS Completed Results Files\HR-5\1908\5-190814A-QC.qld

Last Altered: Thursday, August 15, 2019 16:07:21 Eastern Daylight Time

Printed: Friday, August 30, 2019 16:15:19 Eastern Daylight Time

Name: 5-190814A23, Date: 15-Aug-2019, Time: 03:24:44, ID: H5-19-CCV-680, Description: 1668A-CS3-18B1, Vial: Tray1:1



Quantify Sample Template Report

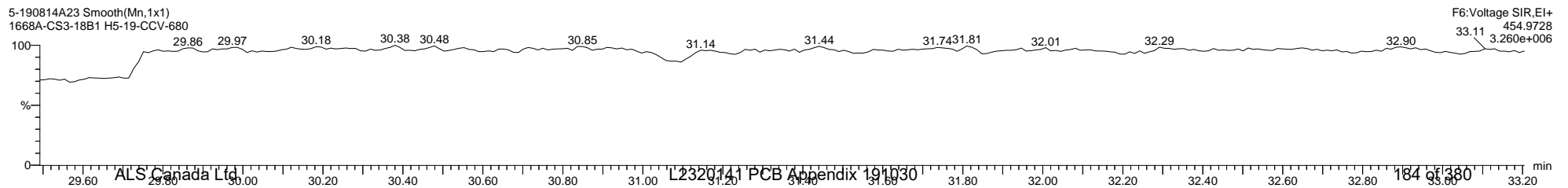
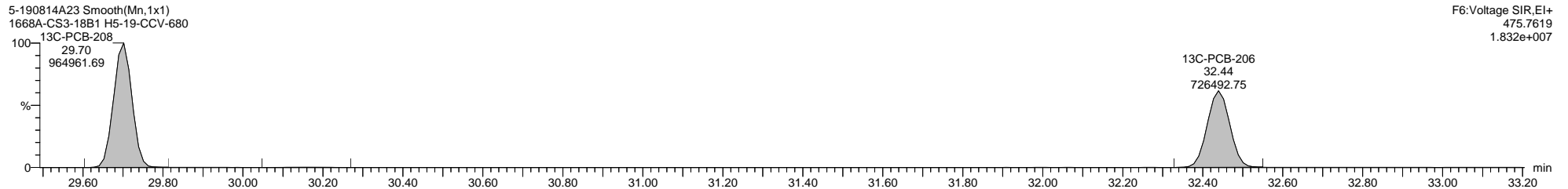

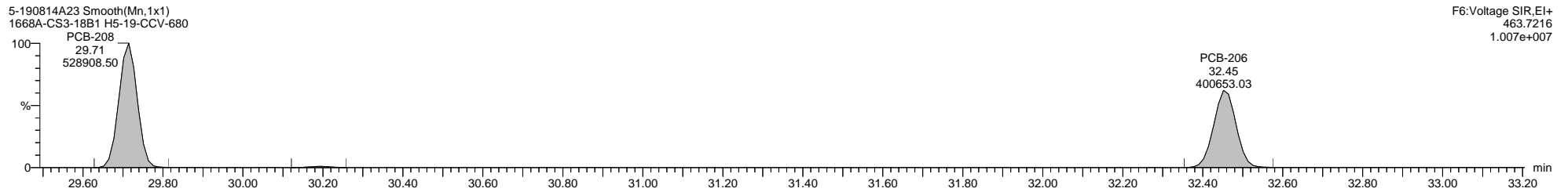

MassLynx MassLynx V4.1 SCN 901

Dataset: \\NABREWS002\Instdata\Organics Instrument\HIGHRES GCMS Completed Results Files\HR-5\1908\5-190814A-QC.qld

Last Altered: Thursday, August 15, 2019 16:07:21 Eastern Daylight Time

Printed: Friday, August 30, 2019 16:15:19 Eastern Daylight Time

Name: 5-190814A23, Date: 15-Aug-2019, Time: 03:24:44, ID: H5-19-CCV-680, Description: 1668A-CS3-18B1, Vial: Tray1:1



Quantify Sample Template Report

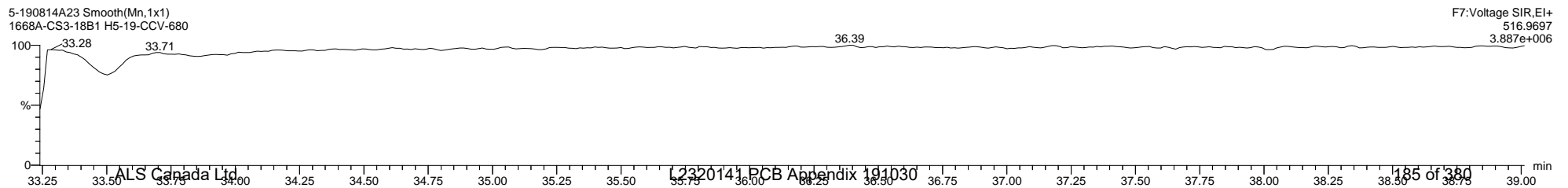
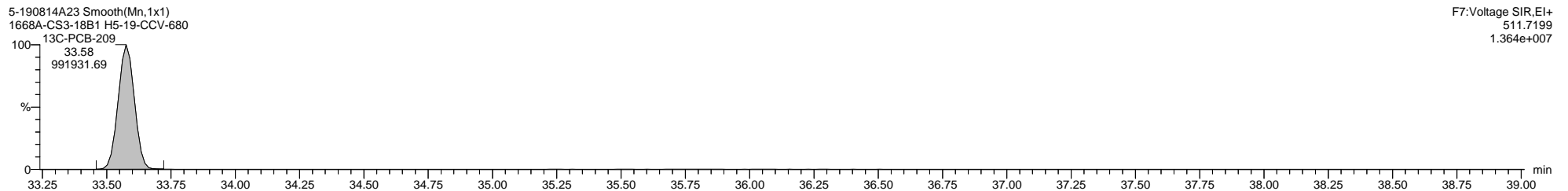
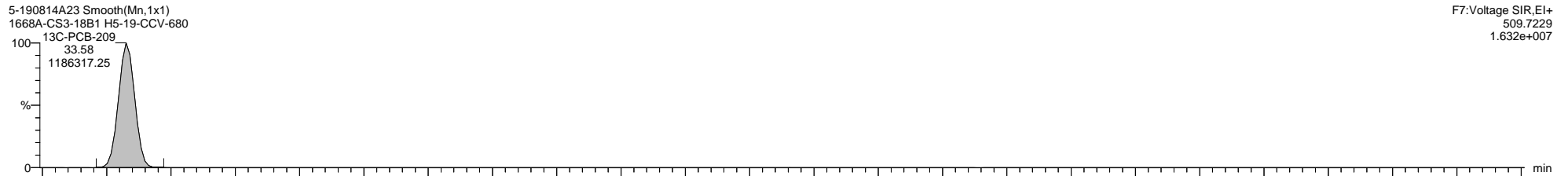
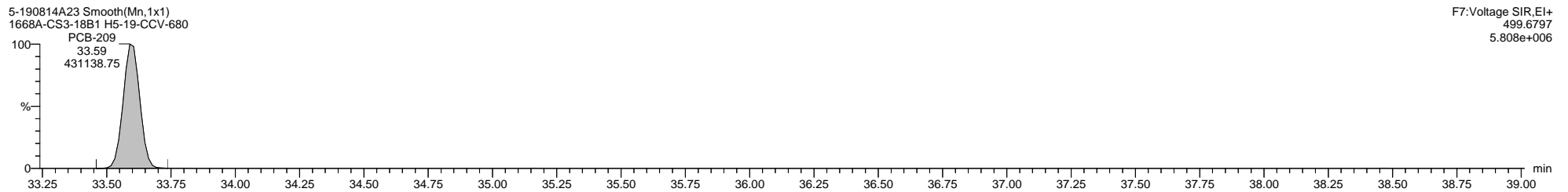
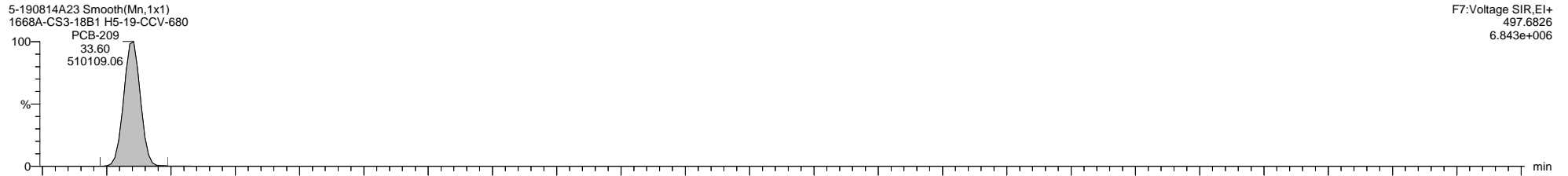
MassLynx MassLynx V4.1 SCN 901

Dataset: \\NABREWS002\Instdata\Organics Instrument\HIGHRES GCMS Completed Results Files\HR-5\1908\5-190814A-QC.qld

Last Altered: Thursday, August 15, 2019 16:07:21 Eastern Daylight Time

Printed: Friday, August 30, 2019 16:15:19 Eastern Daylight Time

Name: 5-190814A23, Date: 15-Aug-2019, Time: 03:24:44, ID: H5-19-CCV-680, Description: 1668A-CS3-18B1, Vial: Tray1:1



Quantify Sample Template Report

MassLynx MassLynx V4.1 SCN 901

Dataset: \\NABREWS002\Instdata\Organics Instrument\HIGHRES GCMS Completed Results Files\HR-5\1908\5-190814A-QC.qld

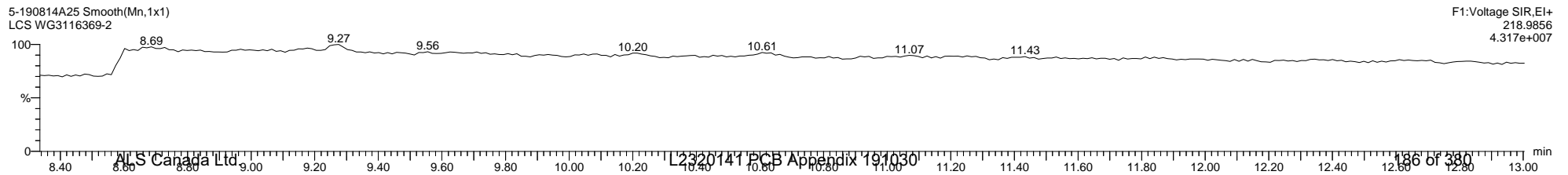
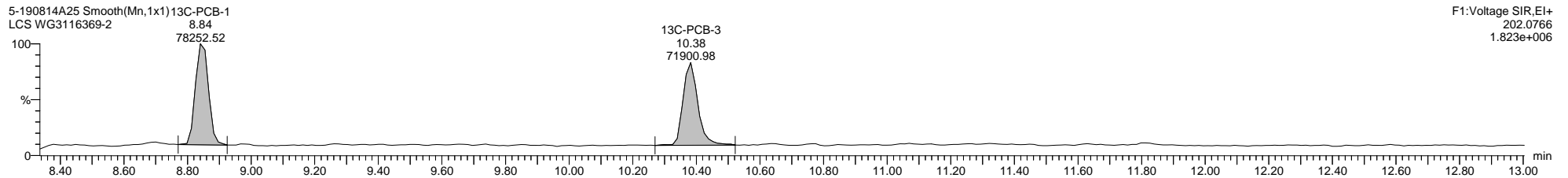
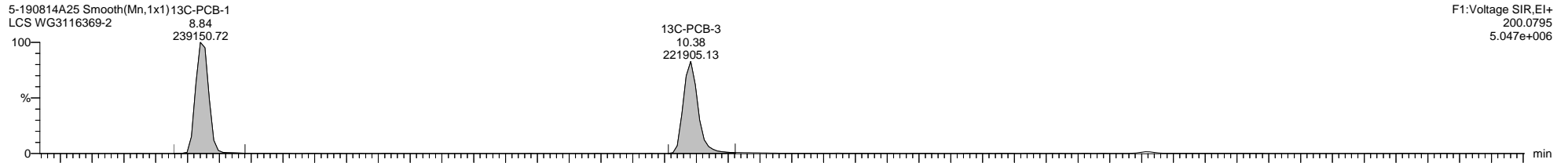
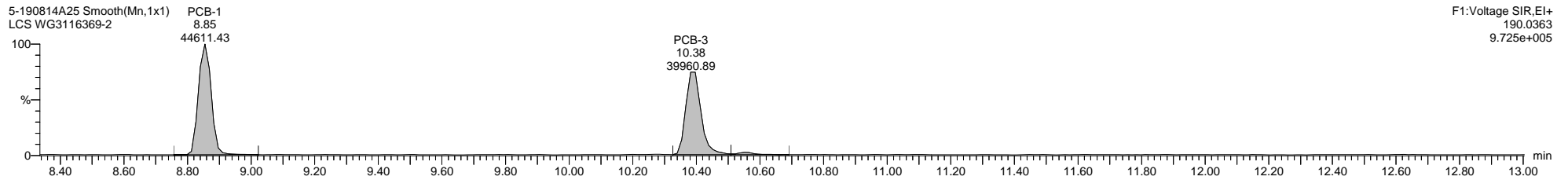
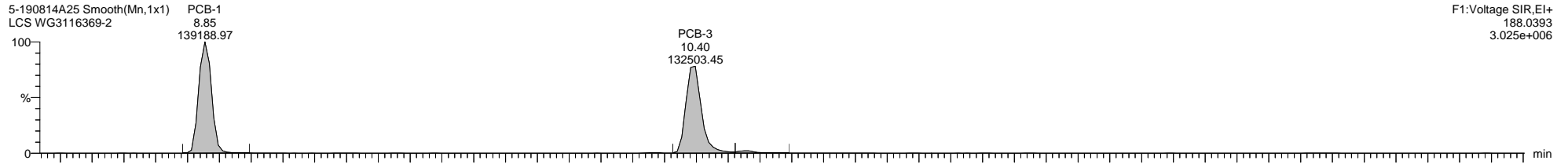
Last Altered: Thursday, August 15, 2019 16:07:21 Eastern Daylight Time

Printed: Friday, August 30, 2019 16:15:19 Eastern Daylight Time

Method: C:\MassLynx\PCB.PRO\MethDB\1668-OCTYL-1-ICAL-190725.mdb 25 Jul 2019 12:28:04

Calibration: C:\MassLynx\PCB.PRO\CurveDB\5-190502B-ICAL.cdb 03 May 2019 08:59:50

Name: 5-190814A25, Date: 15-Aug-2019, Time: 04:59:03, ID: WG3116369-2, Description: LCS, Vial: Tray1:18

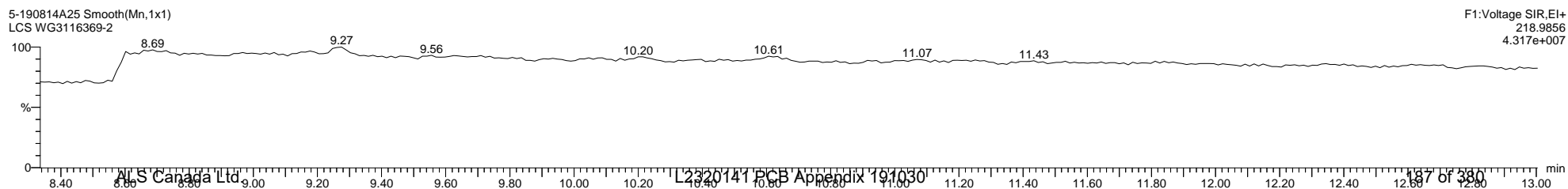
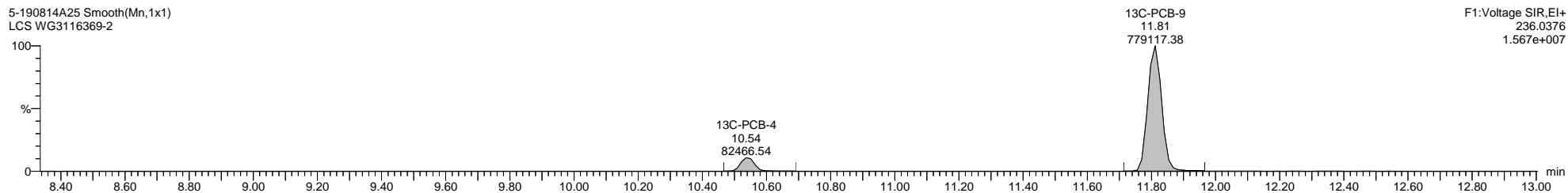
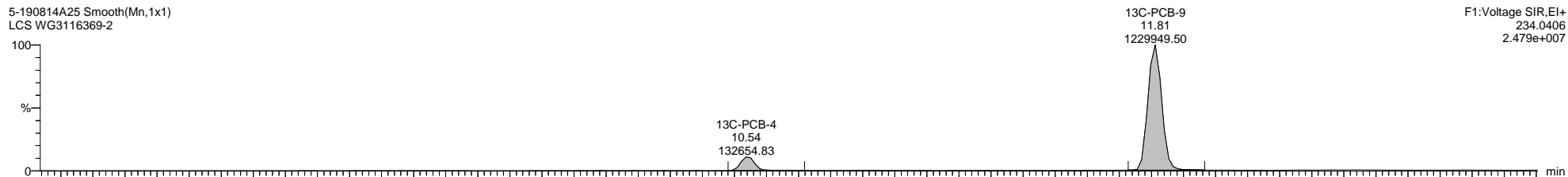
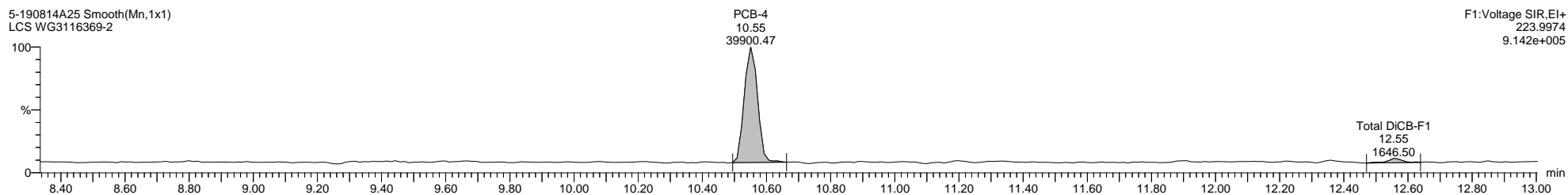
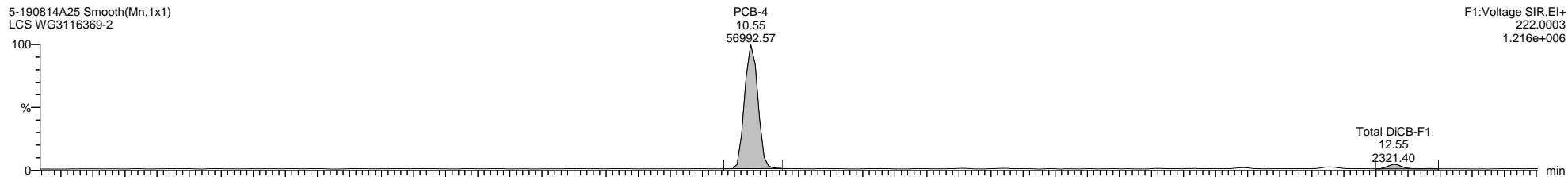


Dataset: \\NABREWS002\Instdata\Organics Instrument\HIGHRES GCMS Completed Results Files\HR-5\1908\5-190814A-QC.qld

Last Altered: Thursday, August 15, 2019 16:07:21 Eastern Daylight Time

Printed: Friday, August 30, 2019 16:15:19 Eastern Daylight Time

Name: 5-190814A25, Date: 15-Aug-2019, Time: 04:59:03, ID: WG3116369-2, Description: LCS, Vial: Tray1:18



Quantify Sample Template Report

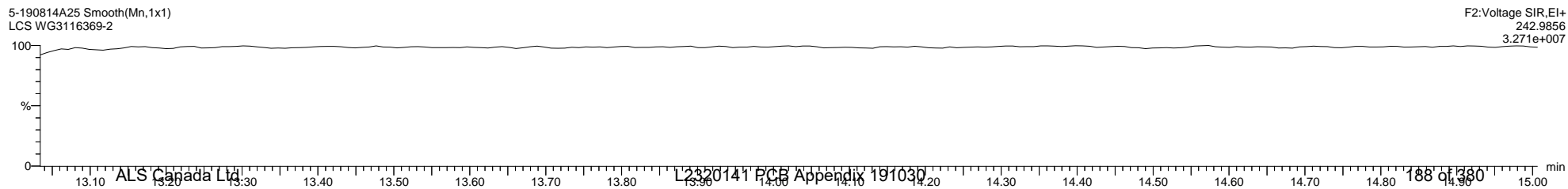
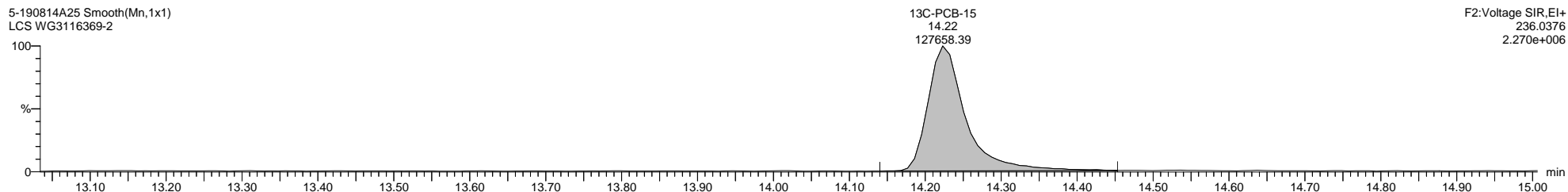

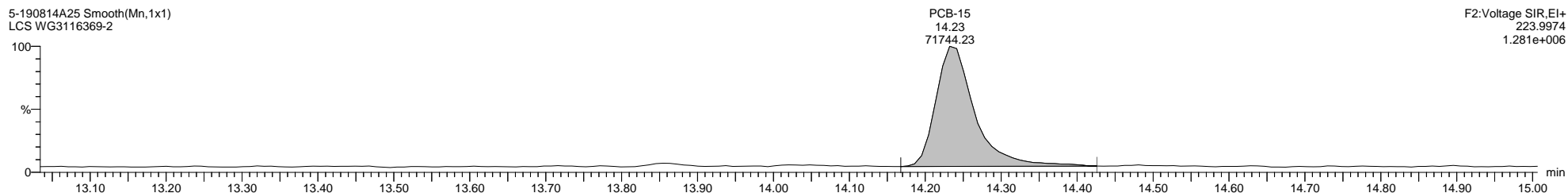

MassLynx MassLynx V4.1 SCN 901

Dataset: \\NABREWS002\Instdata\Organics Instrument\HIGHRES GCMS Completed Results Files\HR-5\1908\5-190814A-QC.qld

Last Altered: Thursday, August 15, 2019 16:07:21 Eastern Daylight Time

Printed: Friday, August 30, 2019 16:15:19 Eastern Daylight Time

Name: 5-190814A25, Date: 15-Aug-2019, Time: 04:59:03, ID: WG3116369-2, Description: LCS, Vial: Tray1:18



Quantify Sample Template Report

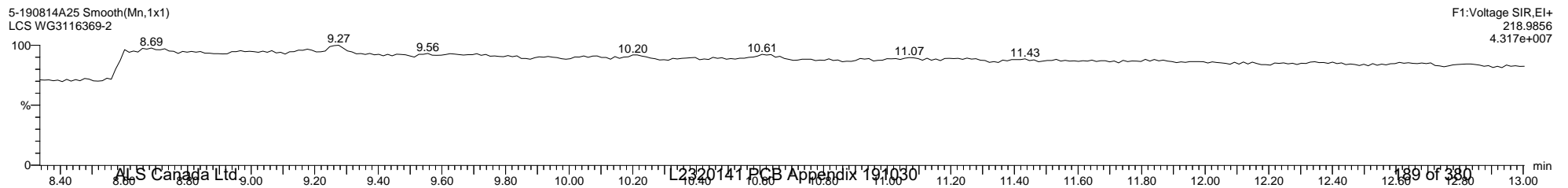
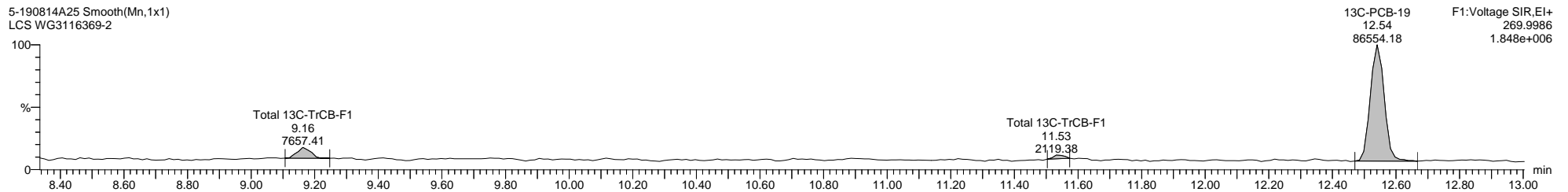
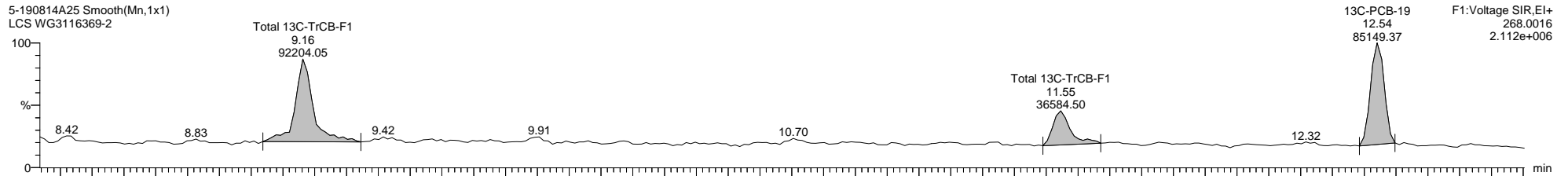
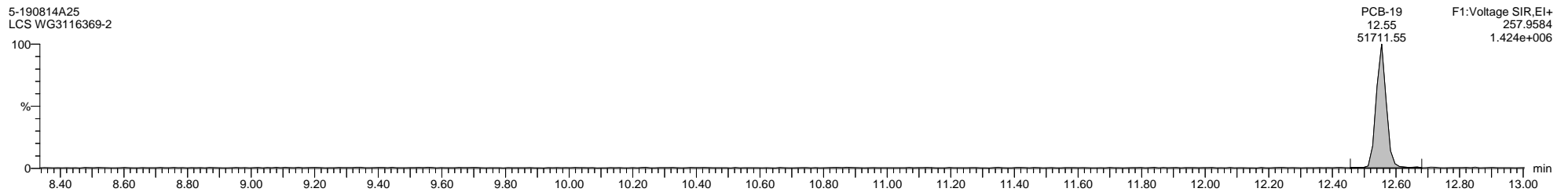

MassLynx MassLynx V4.1 SCN 901

Dataset: \\NABREWS002\Instdata\Organics Instrument\HIGHRES GCMS Completed Results Files\HR-5\1908\5-190814A-QC.qld

Last Altered: Thursday, August 15, 2019 16:07:21 Eastern Daylight Time

Printed: Friday, August 30, 2019 16:15:19 Eastern Daylight Time

Name: 5-190814A25, Date: 15-Aug-2019, Time: 04:59:03, ID: WG3116369-2, Description: LCS, Vial: Tray1:18



Quantify Sample Template Report


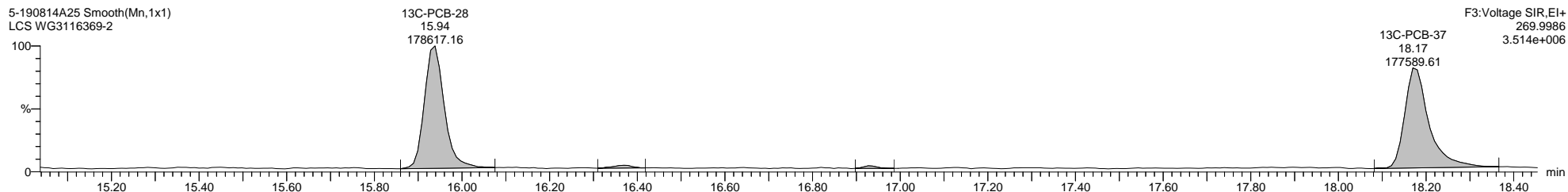
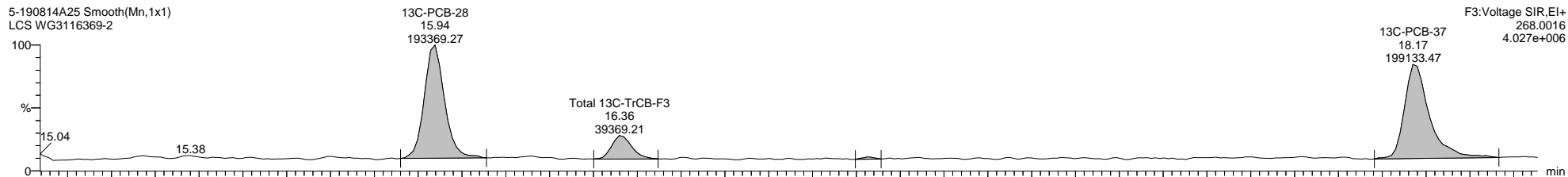
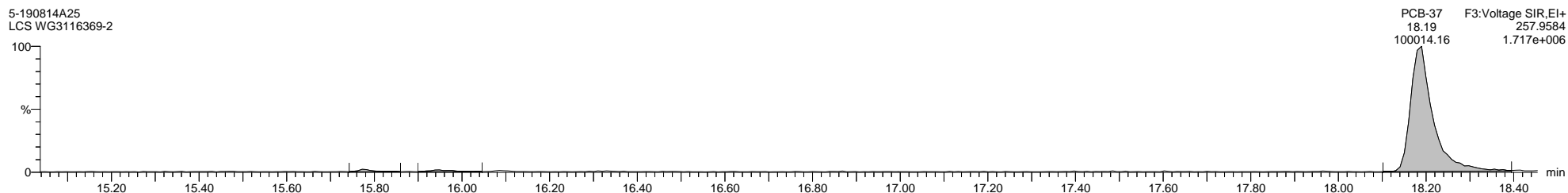

MassLynx MassLynx V4.1 SCN 901

Dataset: \\NABREWS002\Instdata\Organics Instrument\HIGHRES GCMS Completed Results Files\HR-5\1908\5-190814A-QC.qld

Last Altered: Thursday, August 15, 2019 16:07:21 Eastern Daylight Time

Printed: Friday, August 30, 2019 16:15:19 Eastern Daylight Time

Name: 5-190814A25, Date: 15-Aug-2019, Time: 04:59:03, ID: WG3116369-2, Description: LCS, Vial: Tray1:18



Quantify Sample Template Report

MassLynx MassLynx V4.1 SCN 901

Dataset: \\NABREWS002\Instdata\Organics Instrument\HIGHRES GCMS Completed Results Files\HR-5\1908\5-190814A-QC.qld

Last Altered: Thursday, August 15, 2019 16:07:21 Eastern Daylight Time

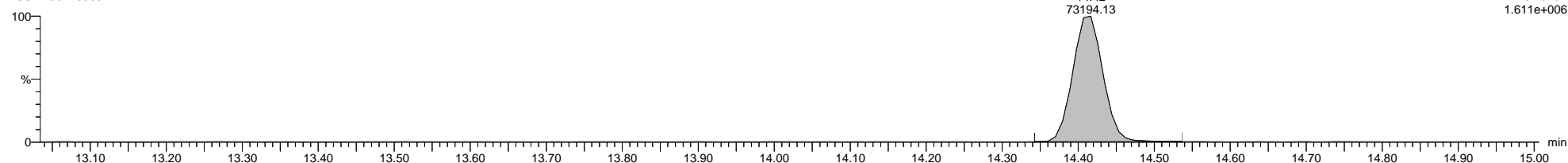
Printed: Friday, August 30, 2019 16:15:19 Eastern Daylight Time

Name: 5-190814A25, Date: 15-Aug-2019, Time: 04:59:03, ID: WG3116369-2, Description: LCS, Vial: Tray1:18


5-190814A25 Smooth(Mn,1x1)
LCS WG3116369-2



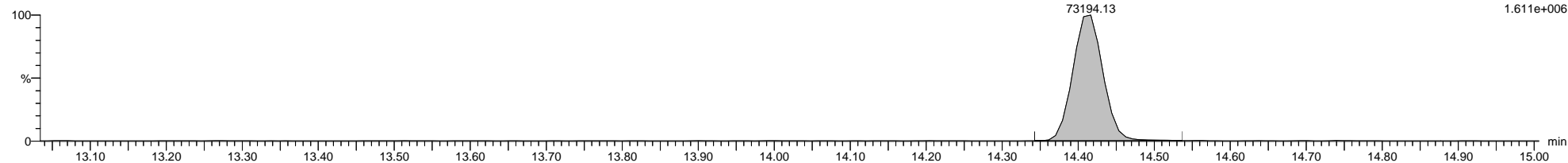
5-190814A25 Smooth(Mn,1x1)
LCS WG3116369-2




5-190814A25 Smooth(Mn,1x1)
LCS WG3116369-2



5-190814A25 Smooth(Mn,1x1)
LCS WG3116369-2



5-190814A25 Smooth(Mn,1x1)
LCS WG3116369-2



Quantify Sample Template Report MassLynx MassLynx V4.1 SCN 901

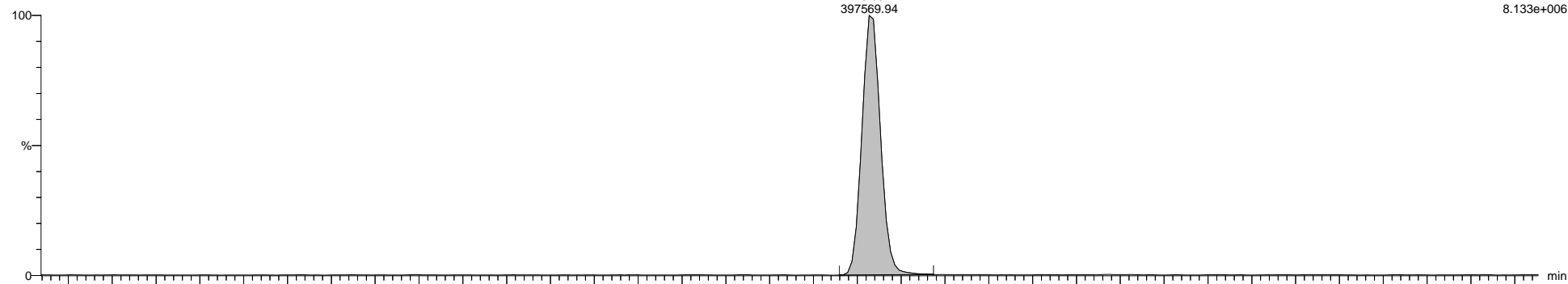
Dataset: \\NABREWS002\Instdata\Organics Instrument\HIGHRES GCMS Completed Results Files\HR-5\1908\5-190814A-QC.qld

Last Altered: Thursday, August 15, 2019 16:07:21 Eastern Daylight Time

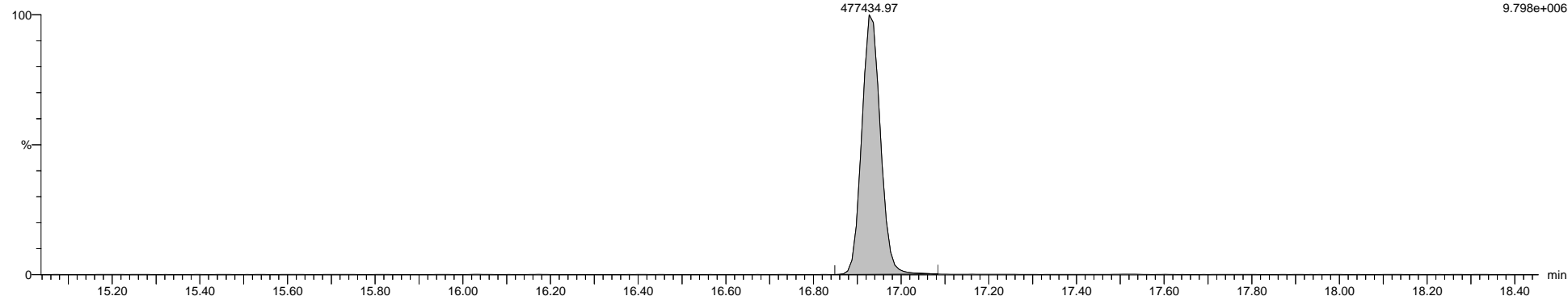
Printed: Friday, August 30, 2019 16:15:19 Eastern Daylight Time

Name: 5-190814A25, Date: 15-Aug-2019, Time: 04:59:03, ID: WG3116369-2, Description: LCS, Vial: Tray1:18

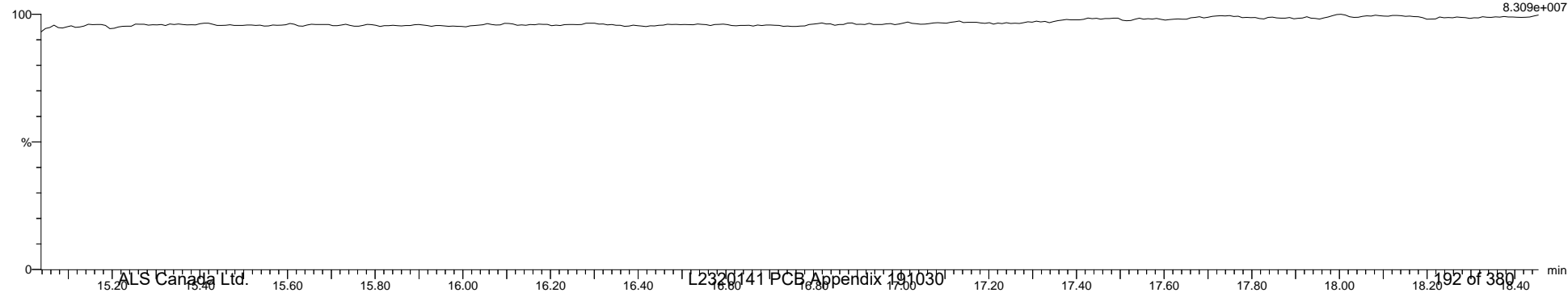
5-190814A25 Smooth(Mn,1x1)
LCS WG3116369-2



5-190814A25 Smooth(Mn,1x1)
LCS WG3116369-2



5-190814A25 Smooth(Mn,1x1)
LCS WG3116369-2



Quantify Sample Template Report

MassLynx MassLynx V4.1 SCN 901


Dataset: \\NABREWS002\Instdata\Organics Instrument\HIGHRES GCMS Completed Results Files\HR-5\1908\5-190814A-QC.qld

Last Altered: Thursday, August 15, 2019 16:07:21 Eastern Daylight Time

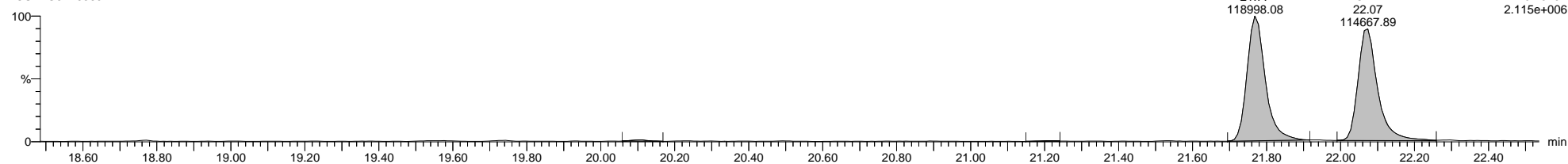
Printed: Friday, August 30, 2019 16:15:19 Eastern Daylight Time

Name: 5-190814A25, Date: 15-Aug-2019, Time: 04:59:03, ID: WG3116369-2, Description: LCS, Vial: Tray1:18

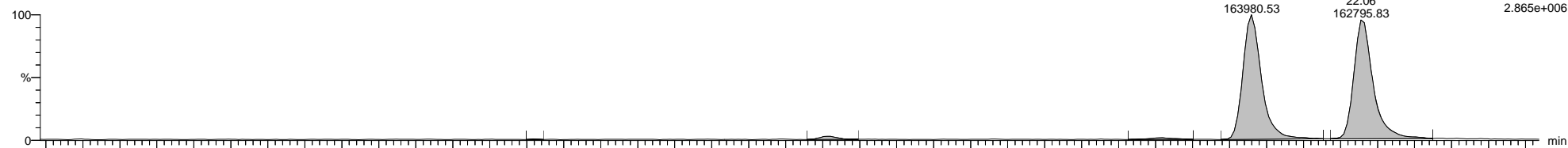
5-190814A25 Smooth(Mn,1x1)
LCS WG3116369-2



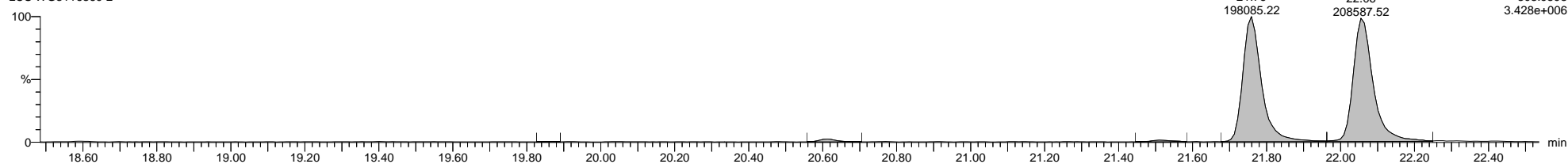
5-190814A25 Smooth(Mn,1x1)
LCS WG3116369-2



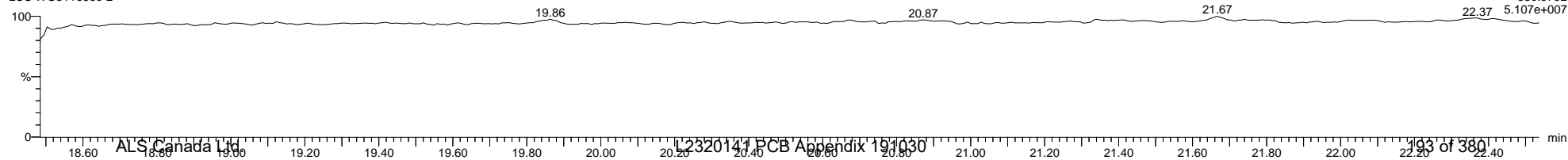
5-190814A25 Smooth(Mn,1x1)
LCS WG3116369-2



5-190814A25 Smooth(Mn,1x1)
LCS WG3116369-2



5-190814A25 Smooth(Mn,1x1)
LCS WG3116369-2



Dataset: \\NABREWS002\Instdata\Organics Instrument\HIGHRES GCMS Completed Results Files\HR-5\1908\5-190814A-QC.qld

Last Altered: Thursday, August 15, 2019 16:07:21 Eastern Daylight Time

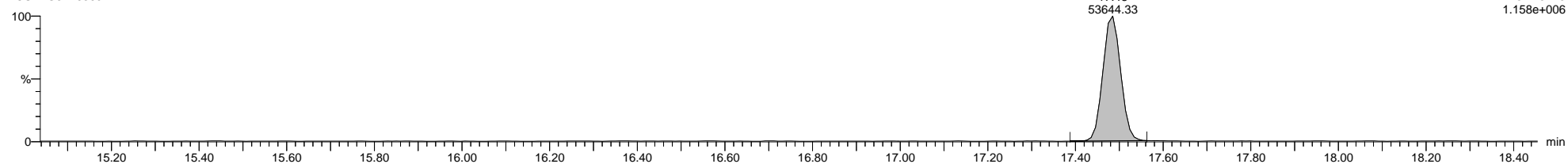
Printed: Friday, August 30, 2019 16:15:19 Eastern Daylight Time

Name: 5-190814A25, Date: 15-Aug-2019, Time: 04:59:03, ID: WG3116369-2, Description: LCS, Vial: Tray1:18


5-190814A25 Smooth(Mn,1x1)
LCS WG3116369-2



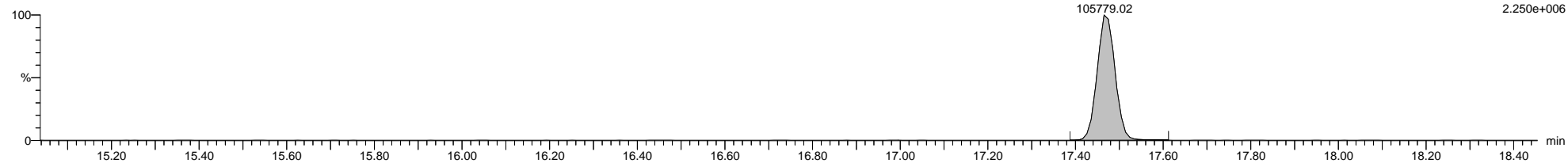
5-190814A25 Smooth(Mn,1x1)
LCS WG3116369-2



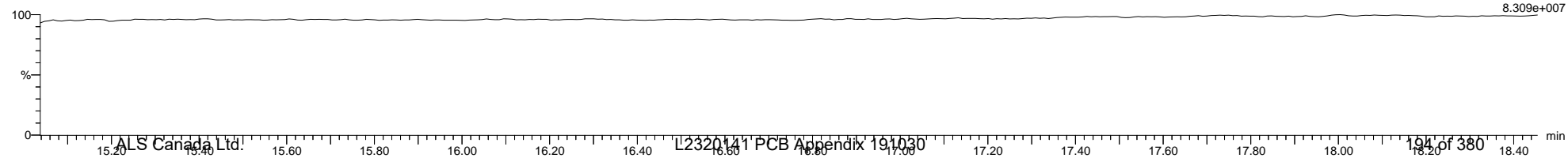
5-190814A25 Smooth(Mn,1x1)
LCS WG3116369-2



5-190814A25 Smooth(Mn,1x1)
LCS WG3116369-2



5-190814A25 Smooth(Mn,1x1)
LCS WG3116369-2



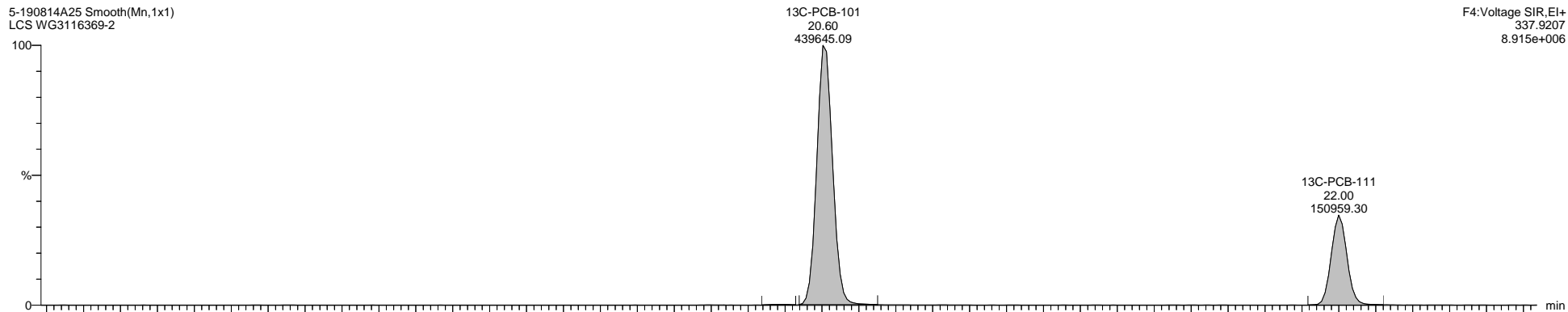
Dataset: \\NABREWS002\Instdata\Organics Instrument\HIGHRES GCMS Completed Results Files\HR-5\1908\5-190814A-QC.qld

Last Altered: Thursday, August 15, 2019 16:07:21 Eastern Daylight Time

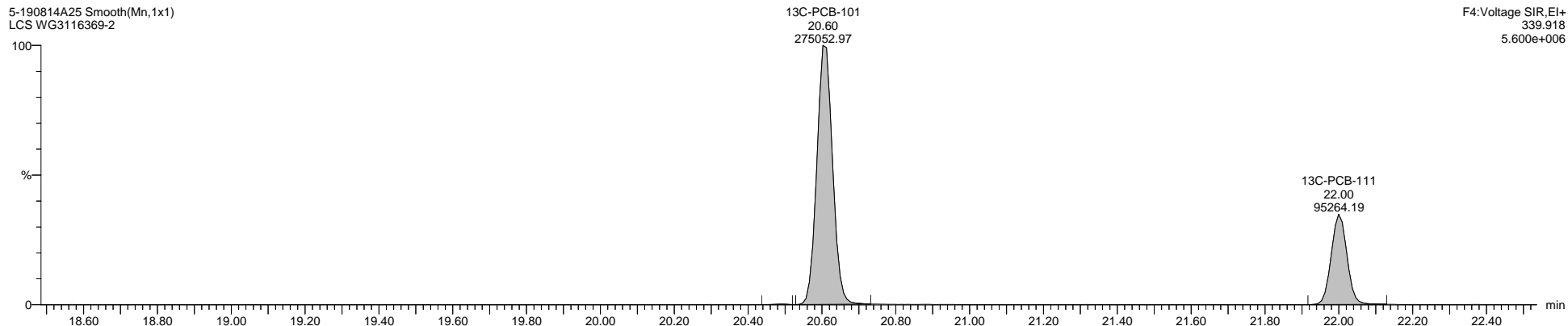
Printed: Friday, August 30, 2019 16:15:19 Eastern Daylight Time

Name: 5-190814A25, Date: 15-Aug-2019, Time: 04:59:03, ID: WG3116369-2, Description: LCS, Vial: Tray1:18

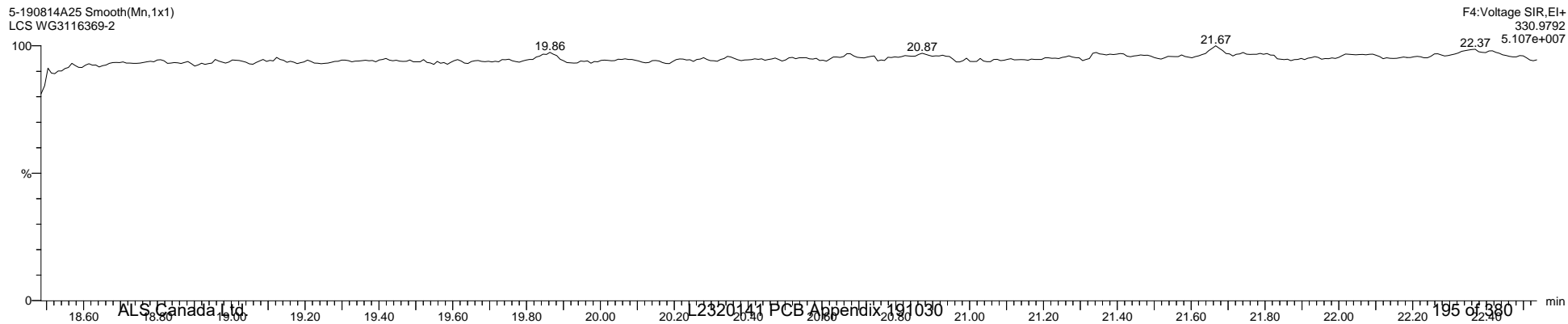
5-190814A25 Smooth(Mn,1x1)
LCS WG3116369-2



5-190814A25 Smooth(Mn,1x1)
LCS WG3116369-2



5-190814A25 Smooth(Mn,1x1)
LCS WG3116369-2



Quantify Sample Template Report

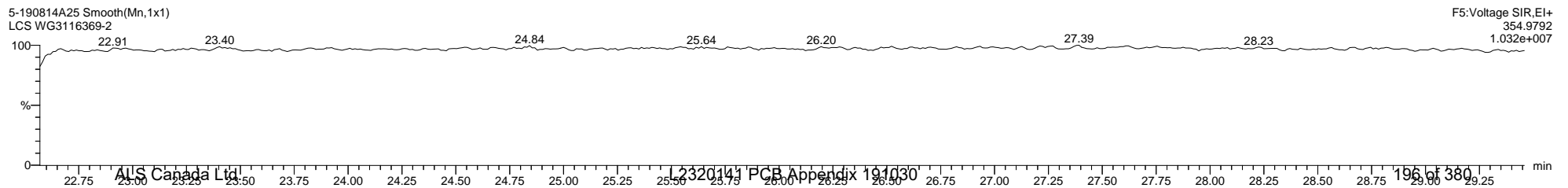
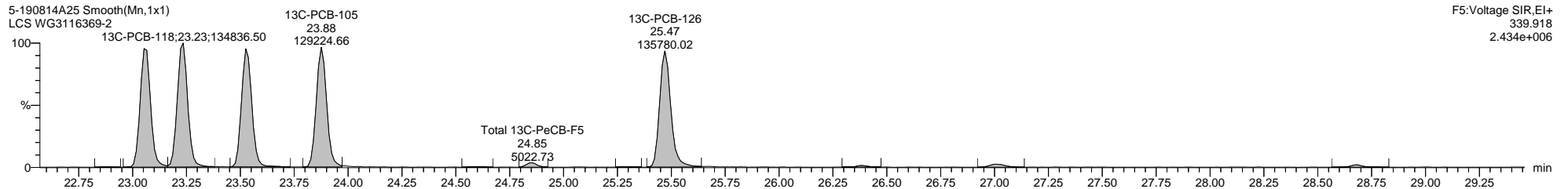
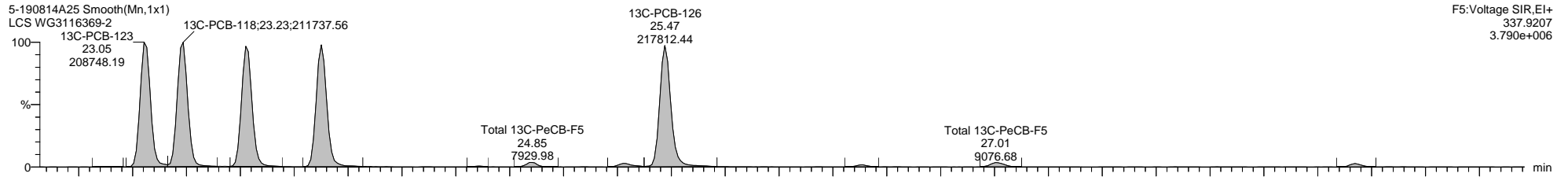
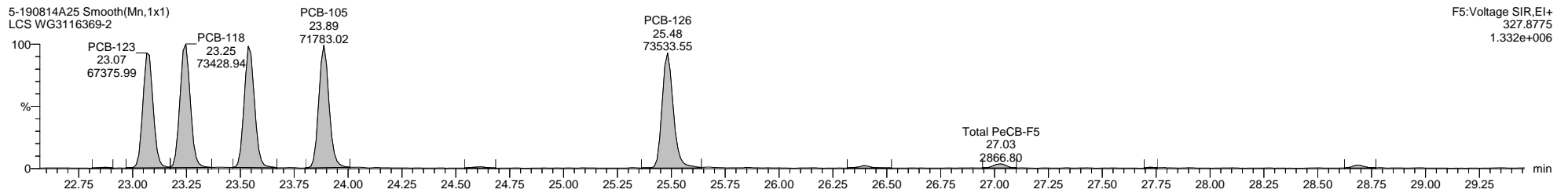
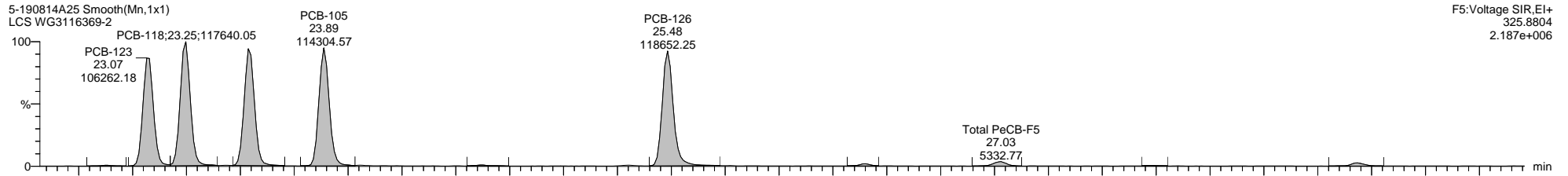
MassLynx MassLynx V4.1 SCN 901

Dataset: \\NABREWS002\Instdata\Organics Instrument\HIGHRES GCMS Completed Results Files\HR-5\1908\5-190814A-QC.qld

Last Altered: Thursday, August 15, 2019 16:07:21 Eastern Daylight Time

Printed: Friday, August 30, 2019 16:15:19 Eastern Daylight Time

Name: 5-190814A25, Date: 15-Aug-2019, Time: 04:59:03, ID: WG3116369-2, Description: LCS, Vial: Tray1:18



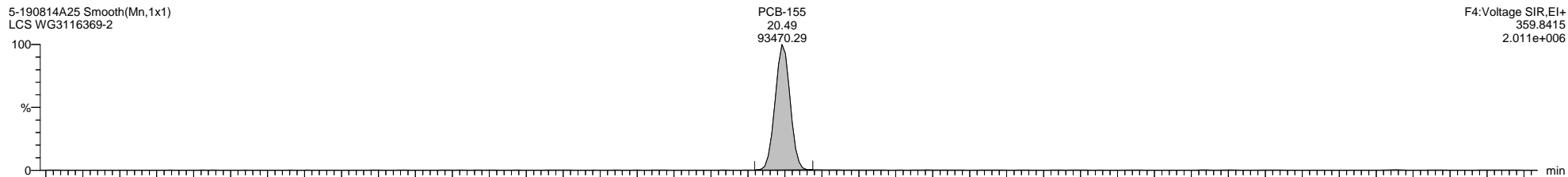
Dataset: \\NABREWS002\Instdata\Organics Instrument\HIGHRES GCMS Completed Results Files\HR-5\1908\5-190814A-QC.qld

Last Altered: Thursday, August 15, 2019 16:07:21 Eastern Daylight Time

Printed: Friday, August 30, 2019 16:15:19 Eastern Daylight Time

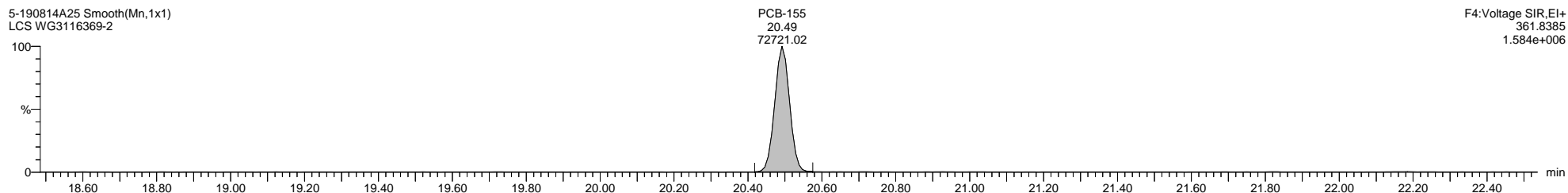
Name: 5-190814A25, Date: 15-Aug-2019, Time: 04:59:03, ID: WG3116369-2, Description: LCS, Vial: Tray1:18

5-190814A25 Smooth(Mn,1x1)
LCS WG3116369-2



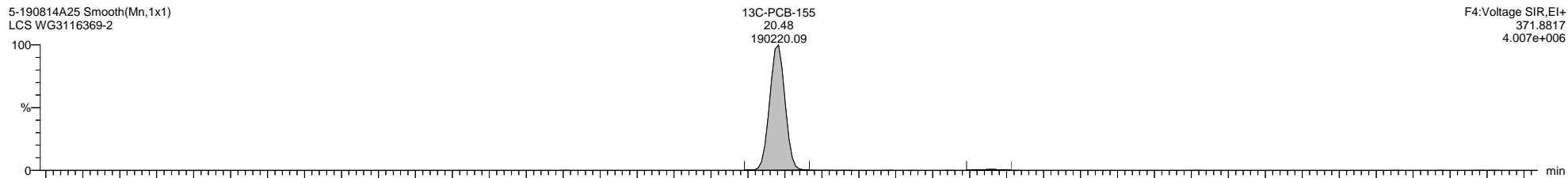
F4:Voltage SIR,EI+
359.8415
2.011e+006

5-190814A25 Smooth(Mn,1x1)
LCS WG3116369-2



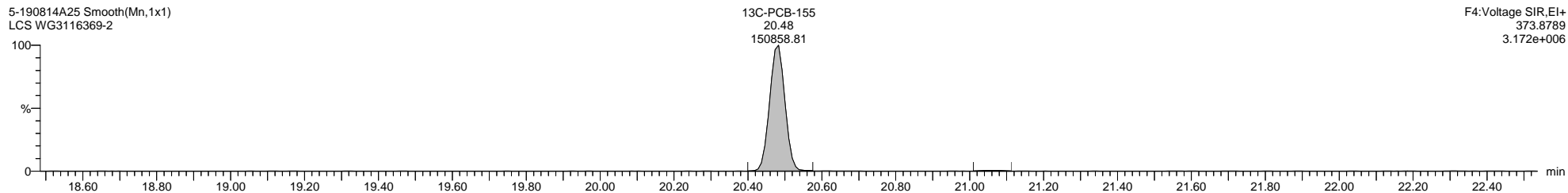
F4:Voltage SIR,EI+
361.8385
1.584e+006

5-190814A25 Smooth(Mn,1x1)
LCS WG3116369-2




F4:Voltage SIR,EI+
371.8817
4.007e+006

5-190814A25 Smooth(Mn,1x1)
LCS WG3116369-2



F4:Voltage SIR,EI+
373.8789
3.172e+006

5-190814A25 Smooth(Mn,1x1)
LCS WG3116369-2



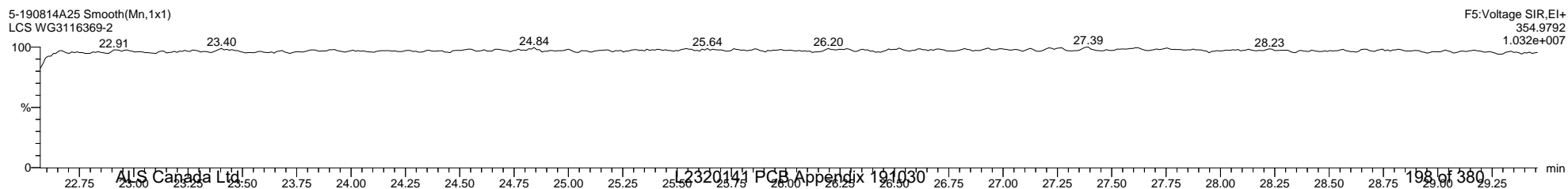
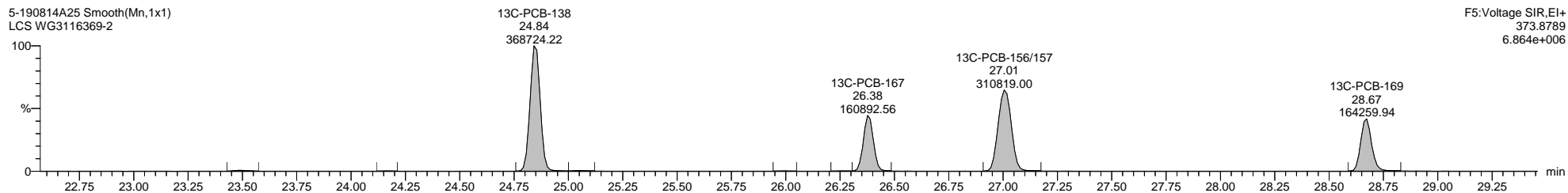
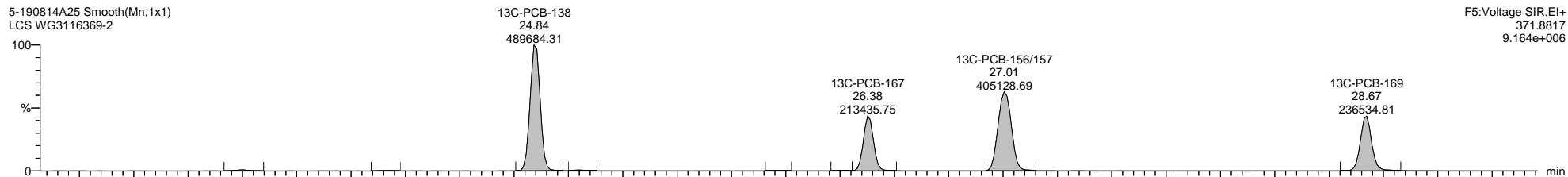
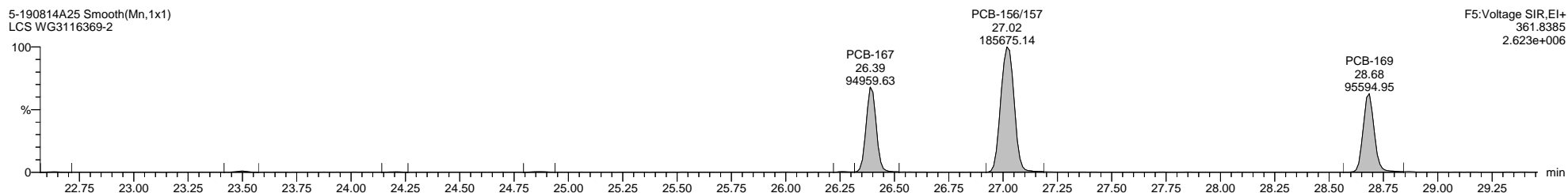
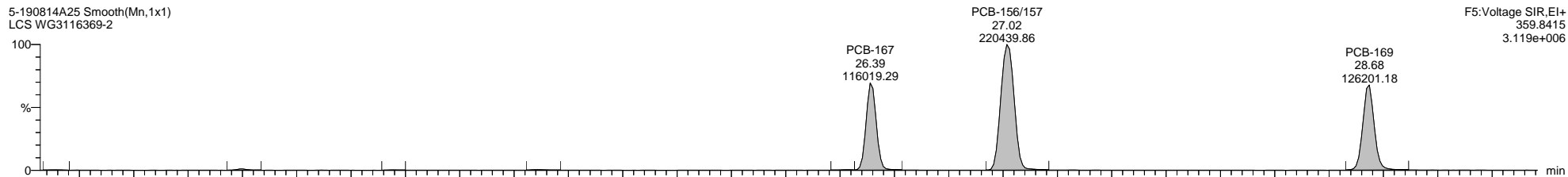
F4:Voltage SIR,EI+
330.9792
5.107e+007

Dataset: \\NABREWS002\Instdata\Organics Instrument\HIGHRES GCMS Completed Results Files\HR-5\1908\5-190814A-QC.qld

Last Altered: Thursday, August 15, 2019 16:07:21 Eastern Daylight Time

Printed: Friday, August 30, 2019 16:15:19 Eastern Daylight Time

Name: 5-190814A25, Date: 15-Aug-2019, Time: 04:59:03, ID: WG3116369-2, Description: LCS, Vial: Tray1:18



Quantify Sample Template Report

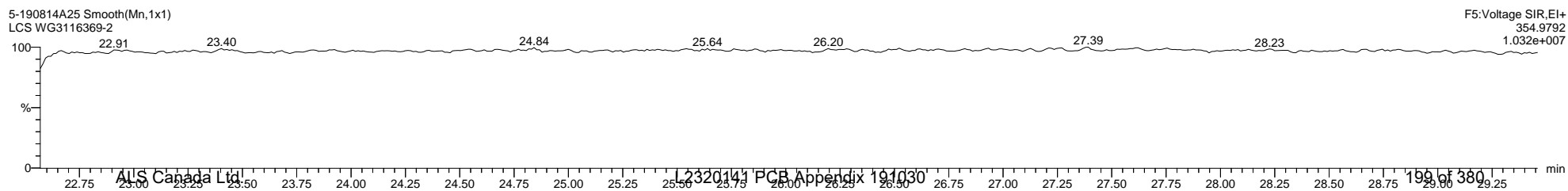
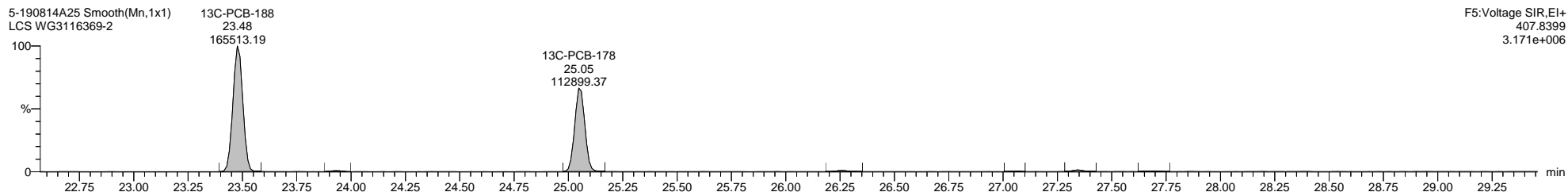

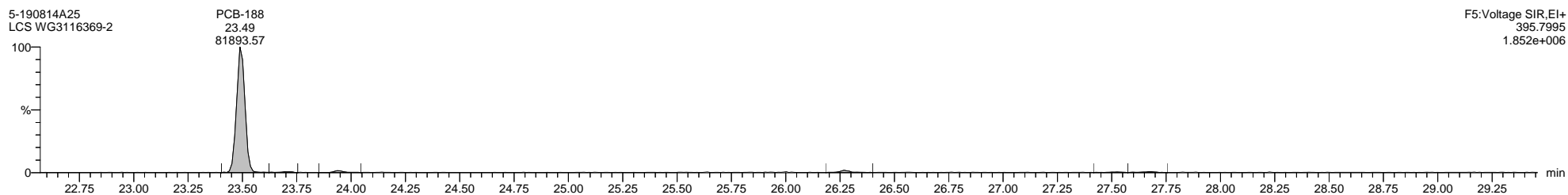
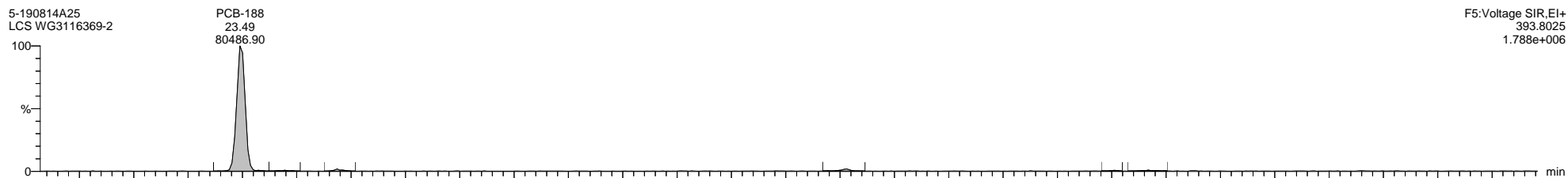
MassLynx MassLynx V4.1 SCN 901

Dataset: \\NABREWS002\Instdata\Organics Instrument\HIGHRES GCMS Completed Results Files\HR-5\1908\5-190814A-QC.qld

Last Altered: Thursday, August 15, 2019 16:07:21 Eastern Daylight Time

Printed: Friday, August 30, 2019 16:15:19 Eastern Daylight Time

Name: 5-190814A25, Date: 15-Aug-2019, Time: 04:59:03, ID: WG3116369-2, Description: LCS, Vial: Tray1:18



Quantify Sample Template Report

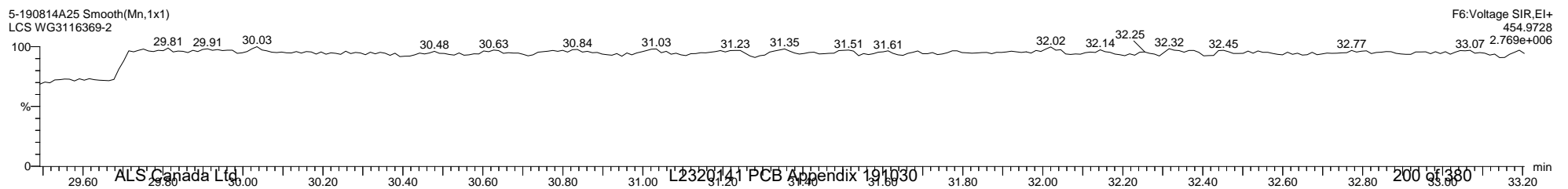
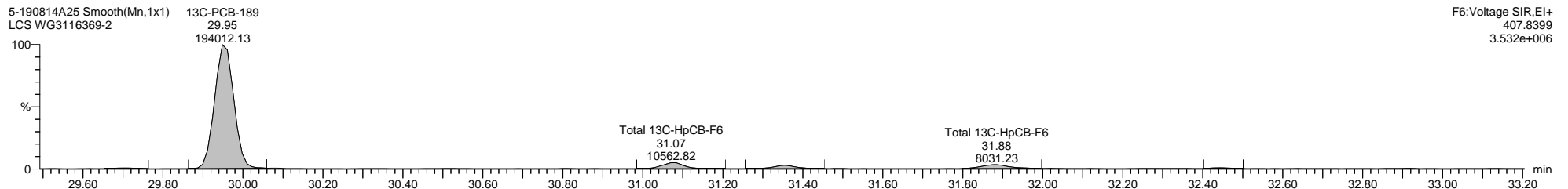
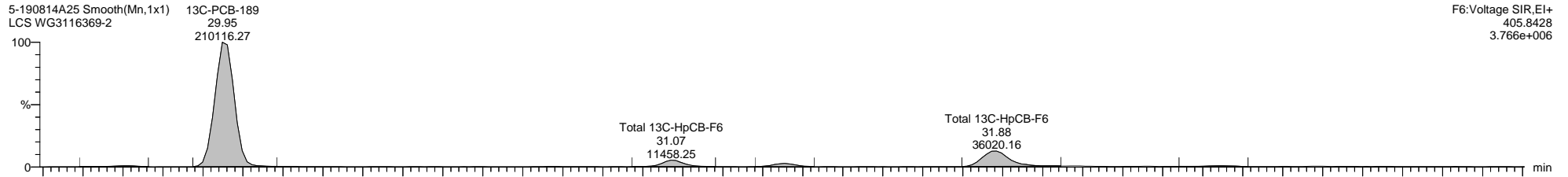
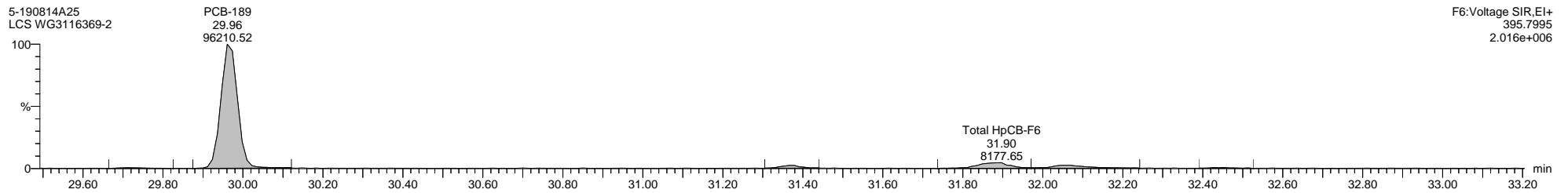
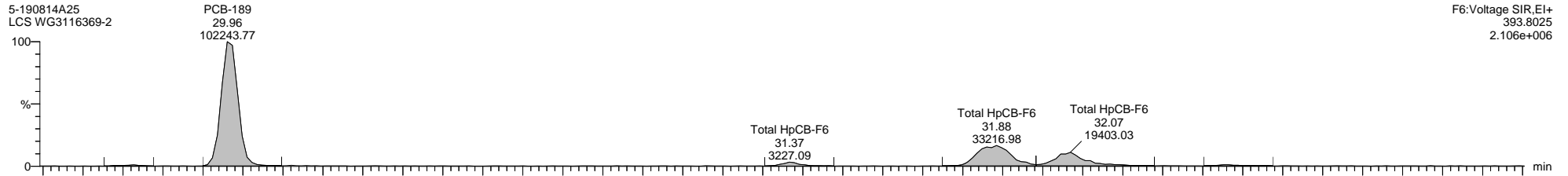
MassLynx MassLynx V4.1 SCN 901

Dataset: \\NABREWS002\Instdata\Organics Instrument\HIGHRES GCMS Completed Results Files\HR-5\1908\5-190814A-QC.qld

Last Altered: Thursday, August 15, 2019 16:07:21 Eastern Daylight Time

Printed: Friday, August 30, 2019 16:15:19 Eastern Daylight Time

Name: 5-190814A25, Date: 15-Aug-2019, Time: 04:59:03, ID: WG3116369-2, Description: LCS, Vial: Tray1:18

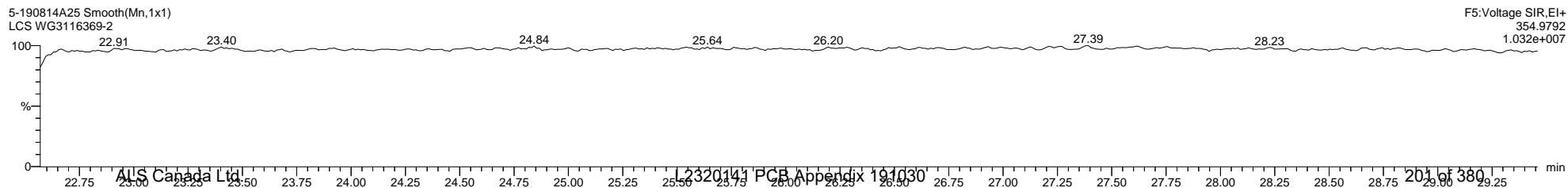
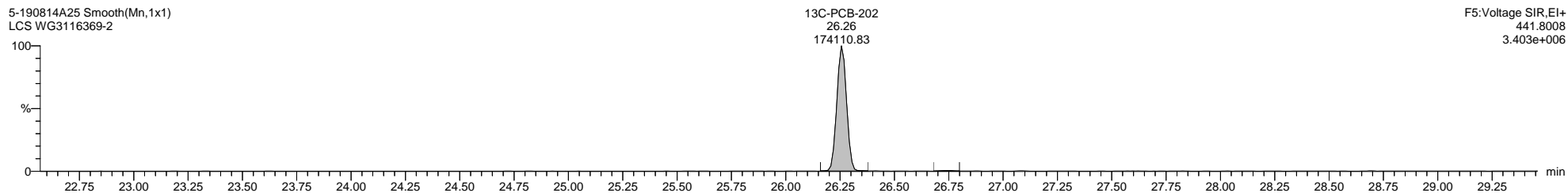
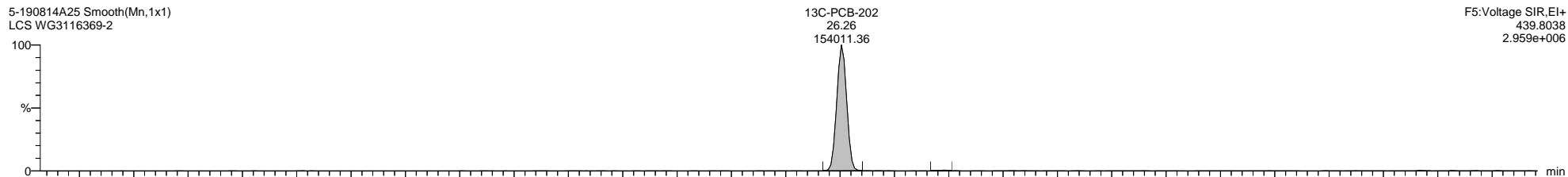
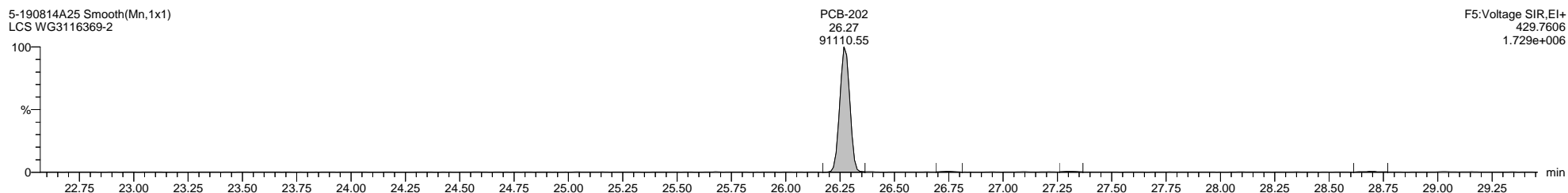
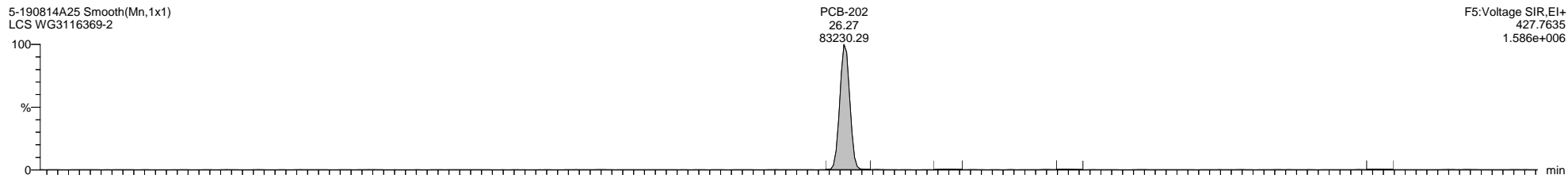


Dataset: \\NABREWS002\Instdata\Organics Instrument\HIGHRES GCMS Completed Results Files\HR-5\1908\5-190814A-QC.qld

Last Altered: Thursday, August 15, 2019 16:07:21 Eastern Daylight Time

Printed: Friday, August 30, 2019 16:15:19 Eastern Daylight Time

Name: 5-190814A25, Date: 15-Aug-2019, Time: 04:59:03, ID: WG3116369-2, Description: LCS, Vial: Tray1:18



Quantify Sample Template Report

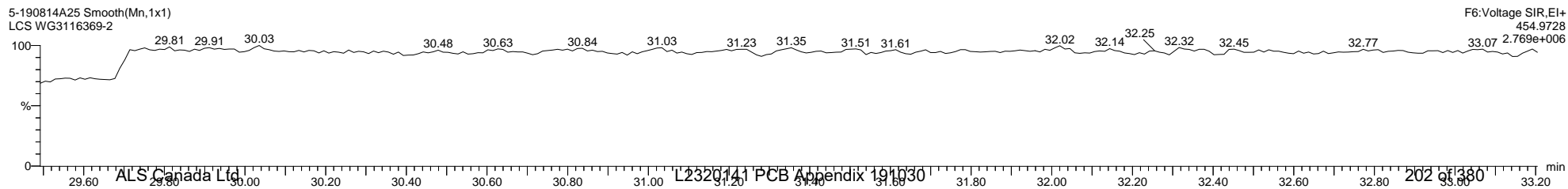
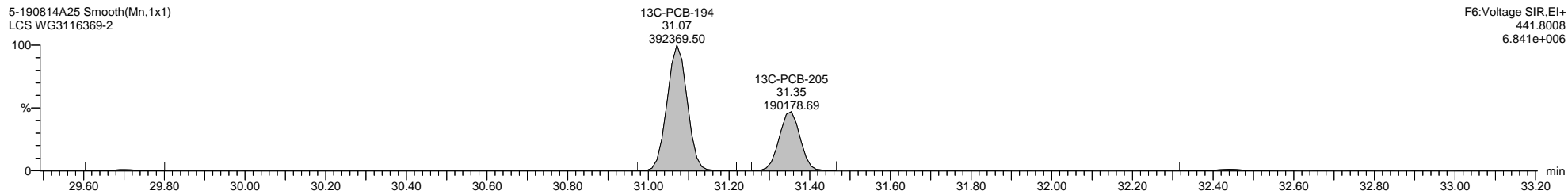
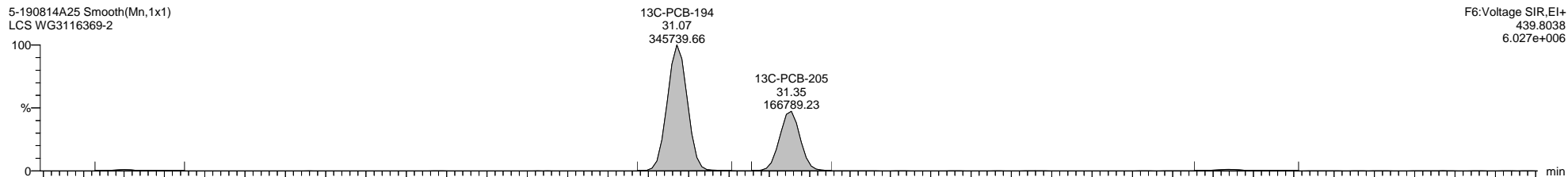
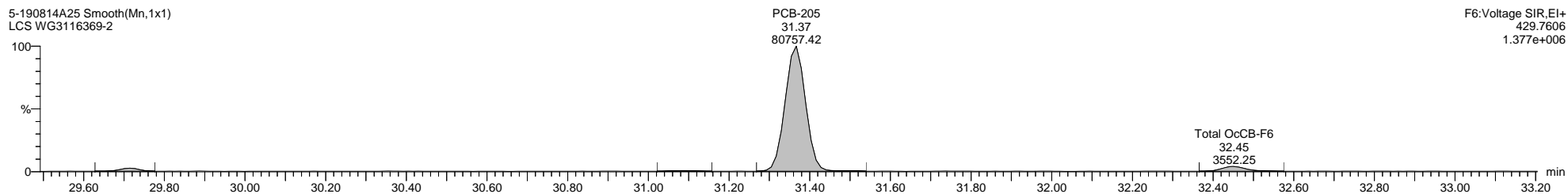
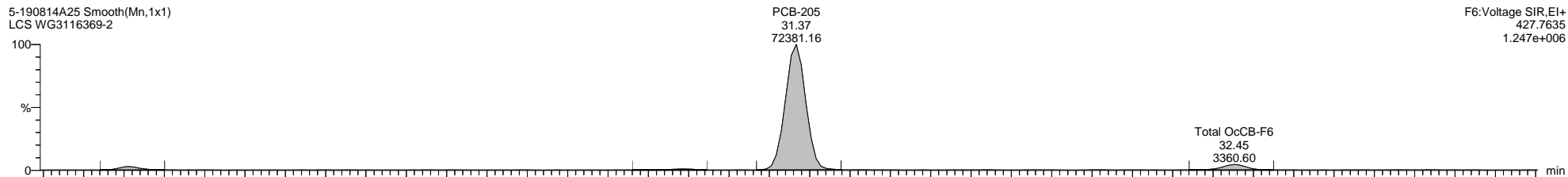
MassLynx MassLynx V4.1 SCN 901

Dataset: \\NABREWS002\Instdata\Organics Instrument\HIGHRES GCMS Completed Results Files\HR-5\1908\5-190814A-QC.qld

Last Altered: Thursday, August 15, 2019 16:07:21 Eastern Daylight Time

Printed: Friday, August 30, 2019 16:15:19 Eastern Daylight Time

Name: 5-190814A25, Date: 15-Aug-2019, Time: 04:59:03, ID: WG3116369-2, Description: LCS, Vial: Tray1:18



Quantify Sample Template Report

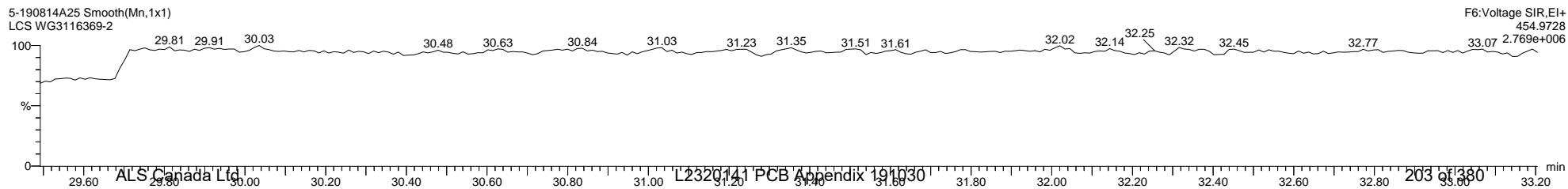
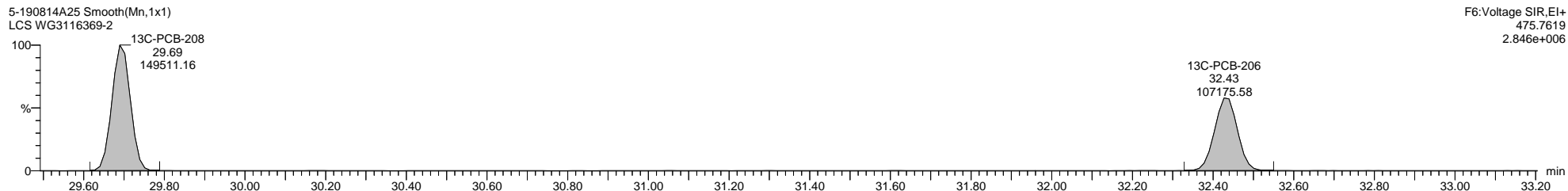

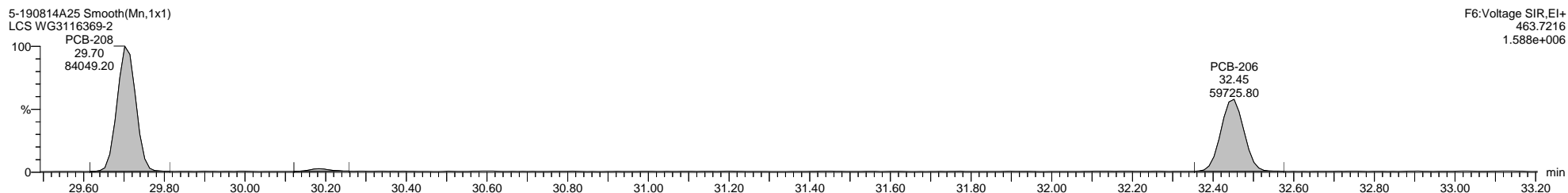

MassLynx MassLynx V4.1 SCN 901

Dataset: \\NABREWS002\Instdata\Organics Instrument\HIGHRES GCMS Completed Results Files\HR-5\1908\5-190814A-QC.qld

Last Altered: Thursday, August 15, 2019 16:07:21 Eastern Daylight Time

Printed: Friday, August 30, 2019 16:15:19 Eastern Daylight Time

Name: 5-190814A25, Date: 15-Aug-2019, Time: 04:59:03, ID: WG3116369-2, Description: LCS, Vial: Tray1:18



Quantify Sample Template Report


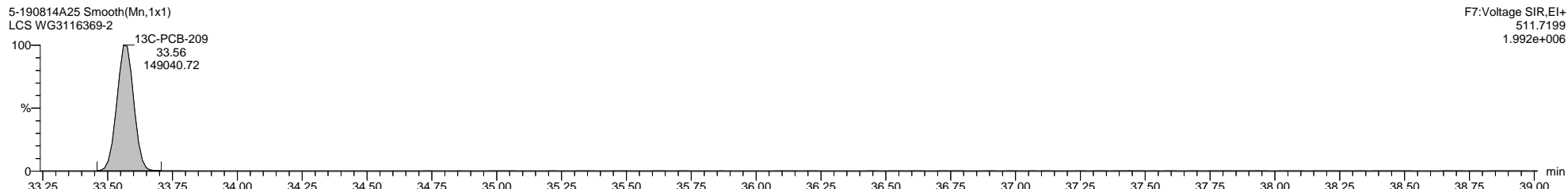

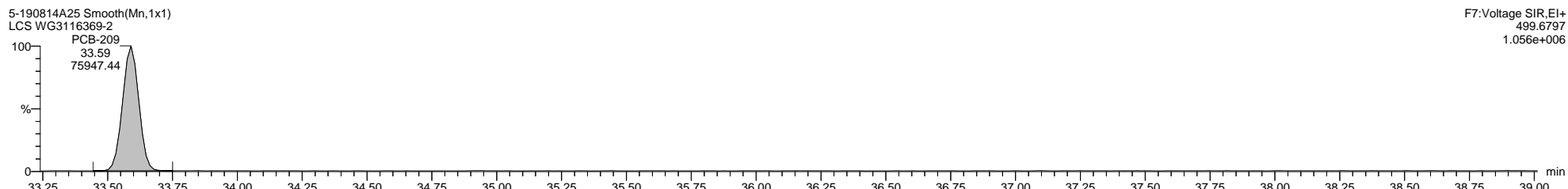
MassLynx MassLynx V4.1 SCN 901

Dataset: \\NABREWS002\Instdata\Organics Instrument\HIGHRES GCMS Completed Results Files\HR-5\1908\5-190814A-QC.qld

Last Altered: Thursday, August 15, 2019 16:07:21 Eastern Daylight Time

Printed: Friday, August 30, 2019 16:15:19 Eastern Daylight Time

Name: 5-190814A25, Date: 15-Aug-2019, Time: 04:59:03, ID: WG3116369-2, Description: LCS, Vial: Tray1:18



Quantify Sample Template Report

MassLynx MassLynx V4.1 SCN 901

Dataset: \\NABREWS002\Instdata\Organics Instrument\HIGHRES GCMS Completed Results Files\HR-5\1908\5-190814A-QC.qld

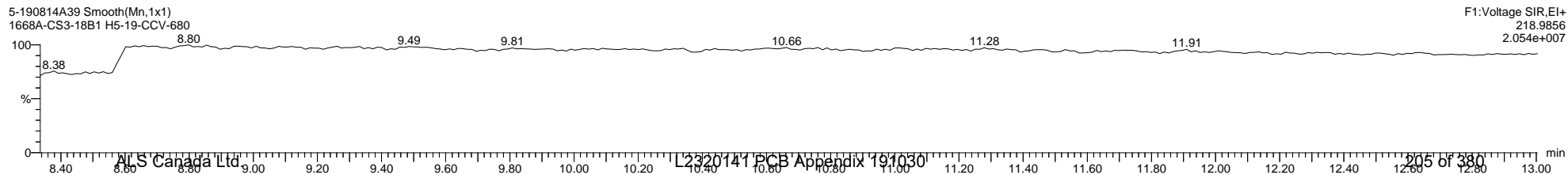
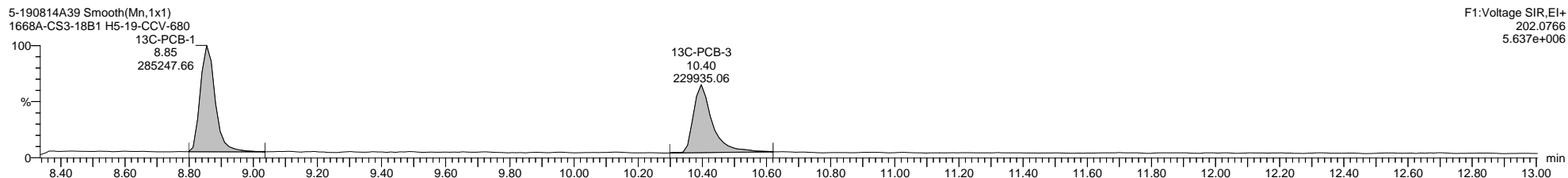
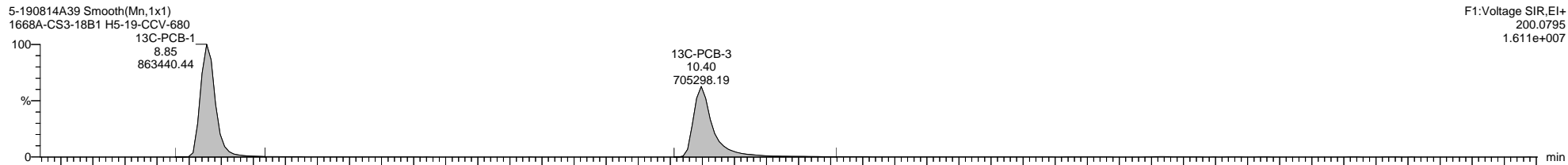
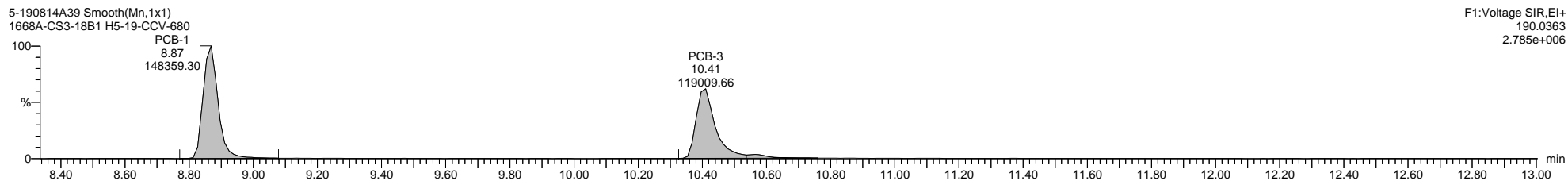
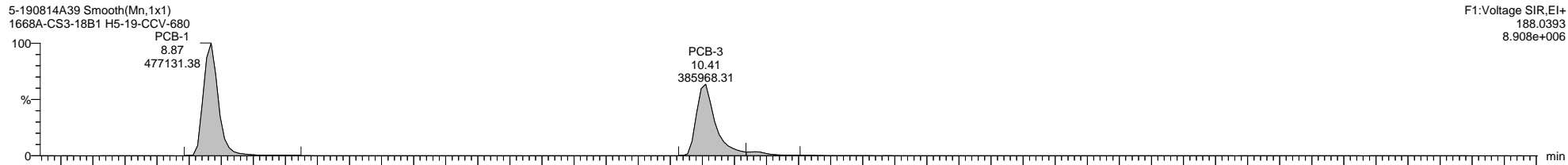
Last Altered: Thursday, August 15, 2019 16:07:21 Eastern Daylight Time

Printed: Friday, August 30, 2019 16:15:19 Eastern Daylight Time

Method: C:\MassLynx\PCB.PRO\MethDB\1668-OCTYL-1-ICAL-190725.mdb 25 Jul 2019 12:28:04

Calibration: C:\MassLynx\PCB.PRO\CurveDB\5-190502B-ICAL.cdb 03 May 2019 08:59:50

Name: 5-190814A39, Date: 15-Aug-2019, Time: 14:49:12, ID: H5-19-CCV-680, Description: 1668A-CS3-18B1, Vial: Tray1:1



Quantify Sample Template Report

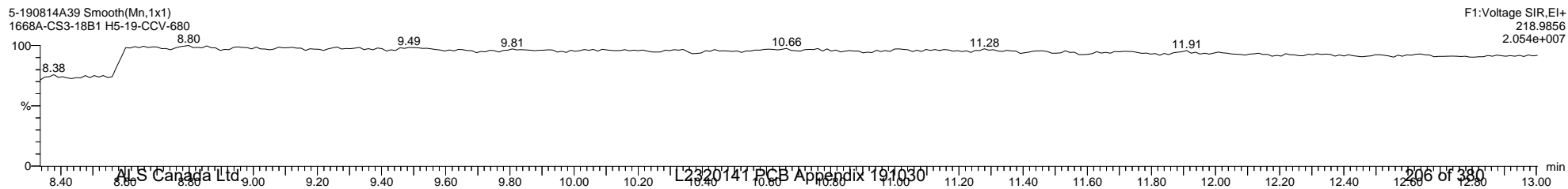
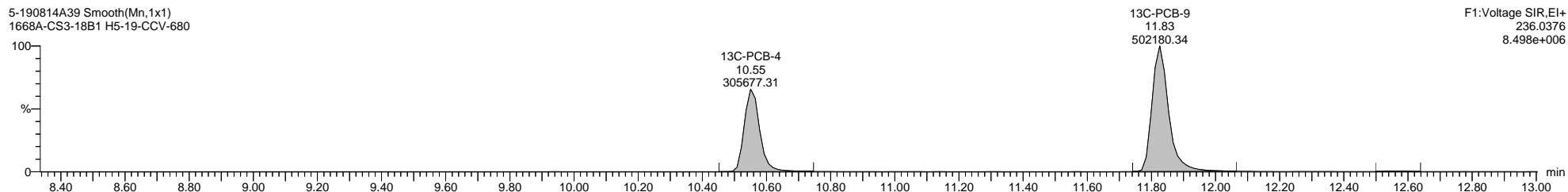
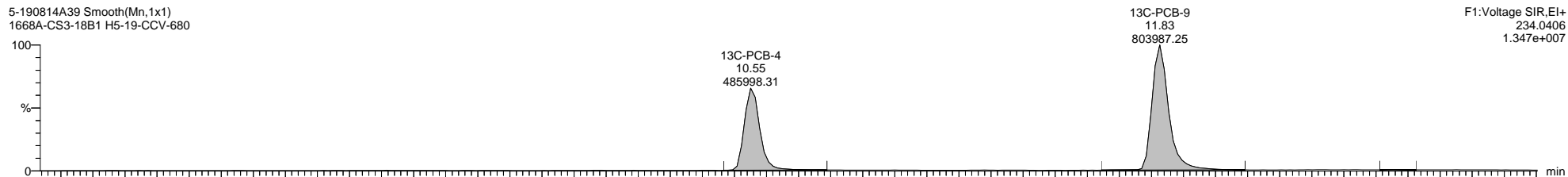
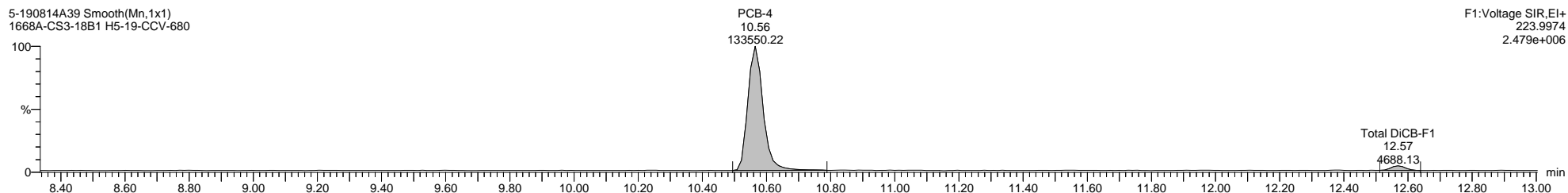
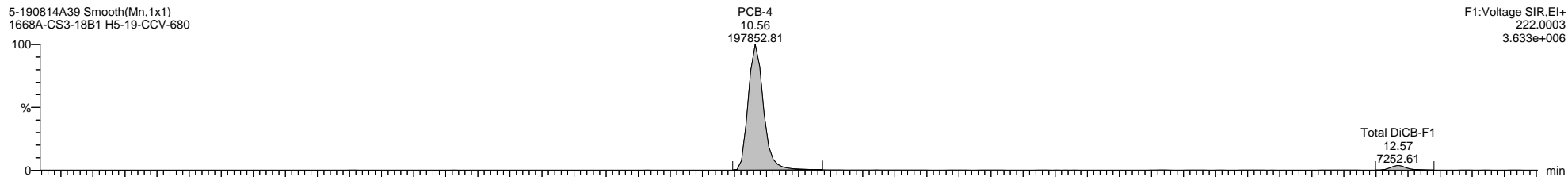
MassLynx MassLynx V4.1 SCN 901

Dataset: \\NABREWS002\Instdata\Organics Instrument\HIGHRES GCMS Completed Results Files\HR-5\1908\5-190814A-QC.qld

Last Altered: Thursday, August 15, 2019 16:07:21 Eastern Daylight Time

Printed: Friday, August 30, 2019 16:15:19 Eastern Daylight Time

Name: 5-190814A39, Date: 15-Aug-2019, Time: 14:49:12, ID: H5-19-CCV-680, Description: 1668A-CS3-18B1, Vial: Tray1:1



Quantify Sample Template Report

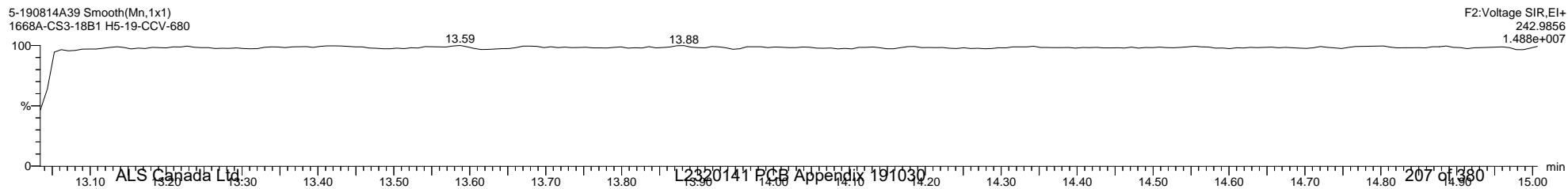
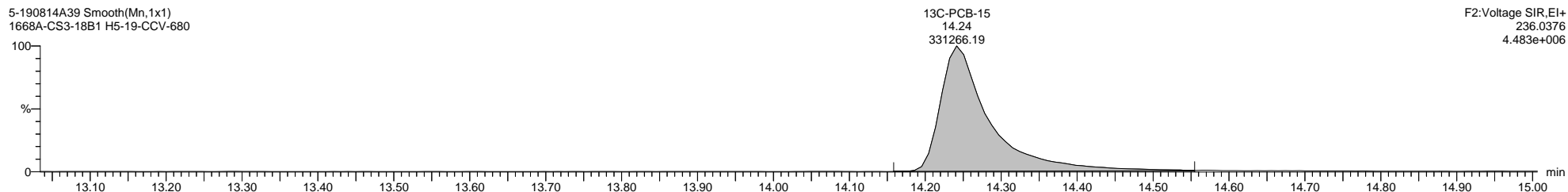

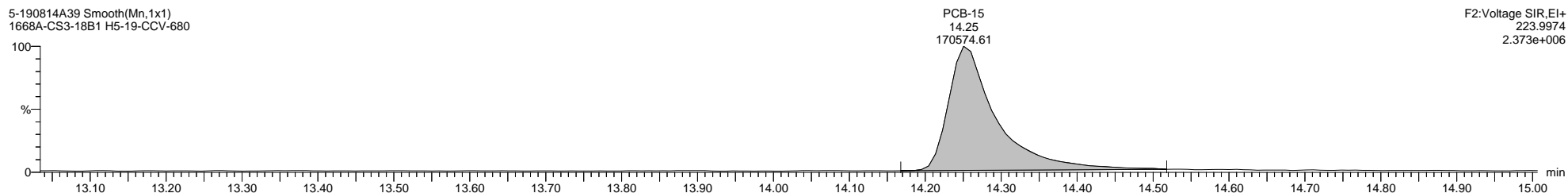

MassLynx MassLynx V4.1 SCN 901

Dataset: \\NABREWS002\Instdata\Organics Instrument\HIGHRES GCMS Completed Results Files\HR-5\1908\5-190814A-QC.qld

Last Altered: Thursday, August 15, 2019 16:07:21 Eastern Daylight Time

Printed: Friday, August 30, 2019 16:15:19 Eastern Daylight Time

Name: 5-190814A39, Date: 15-Aug-2019, Time: 14:49:12, ID: H5-19-CCV-680, Description: 1668A-CS3-18B1, Vial: Tray1:1



Quantify Sample Template Report

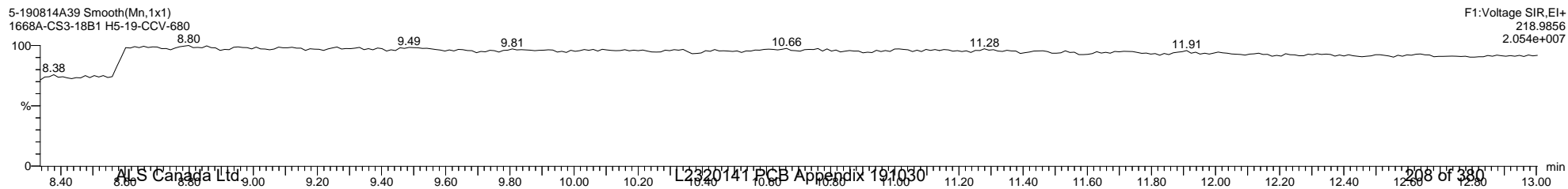


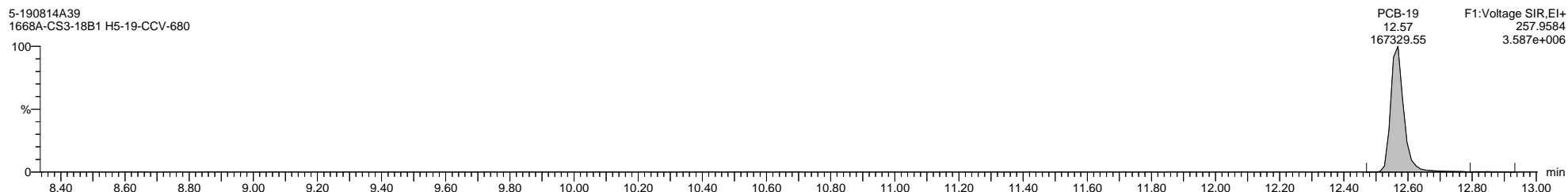

MassLynx MassLynx V4.1 SCN 901

Dataset: \\NABREWS002\Instdata\Organics Instrument\HIGHRES GCMS Completed Results Files\HR-5\1908\5-190814A-QC.qld

Last Altered: Thursday, August 15, 2019 16:07:21 Eastern Daylight Time

Printed: Friday, August 30, 2019 16:15:19 Eastern Daylight Time

Name: 5-190814A39, Date: 15-Aug-2019, Time: 14:49:12, ID: H5-19-CCV-680, Description: 1668A-CS3-18B1, Vial: Tray1:1



Quantify Sample Template Report


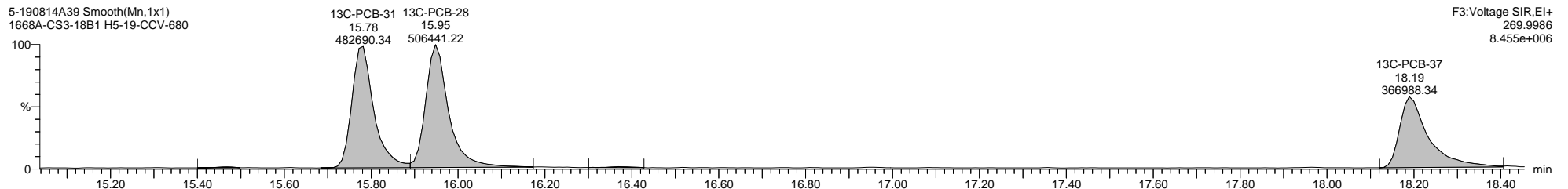
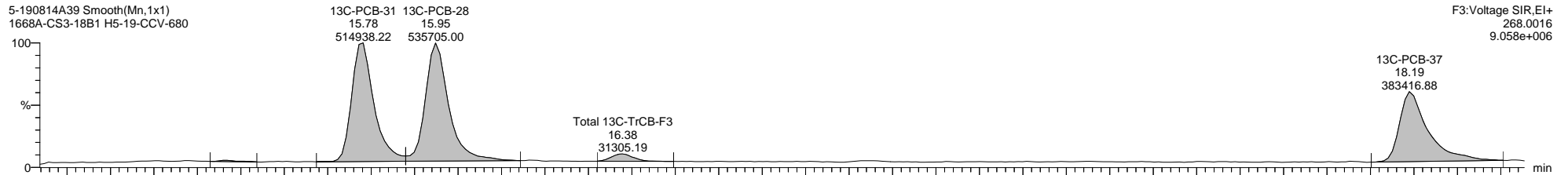
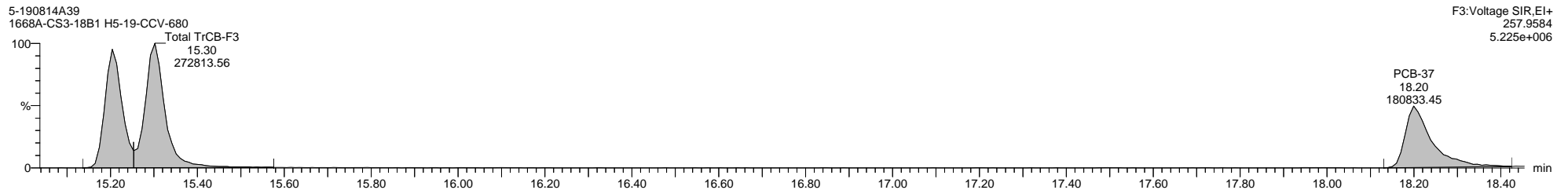

MassLynx MassLynx V4.1 SCN 901

Dataset: \\NABREWS002\Instdata\Organics Instrument\HIGHRES GCMS Completed Results Files\HR-5\1908\5-190814A-QC.qld

Last Altered: Thursday, August 15, 2019 16:07:21 Eastern Daylight Time

Printed: Friday, August 30, 2019 16:15:19 Eastern Daylight Time

Name: 5-190814A39, Date: 15-Aug-2019, Time: 14:49:12, ID: H5-19-CCV-680, Description: 1668A-CS3-18B1, Vial: Tray1:1



Quantify Sample Template Report

MassLynx MassLynx V4.1 SCN 901


Dataset: \\NABREWS002\Instdata\Organics Instrument\HIGHRES GCMS Completed Results Files\HR-5\1908\5-190814A-QC.qld

Last Altered: Thursday, August 15, 2019 16:07:21 Eastern Daylight Time

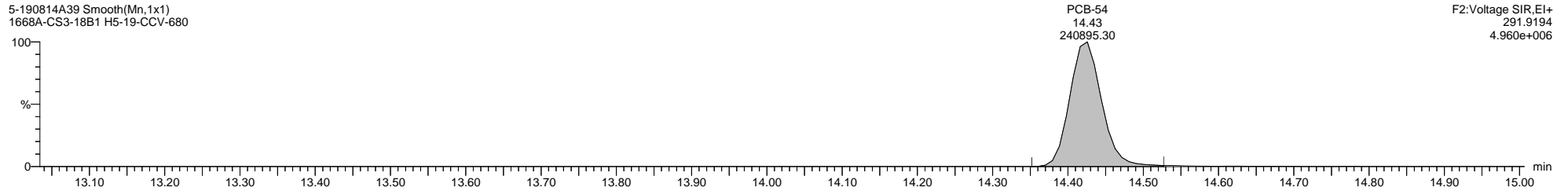
Printed: Friday, August 30, 2019 16:15:19 Eastern Daylight Time

Name: 5-190814A39, Date: 15-Aug-2019, Time: 14:49:12, ID: H5-19-CCV-680, Description: 1668A-CS3-18B1, Vial: Tray1:1


5-190814A39 Smooth(Mn,1x1)
1668A-CS3-18B1 H5-19-CCV-680



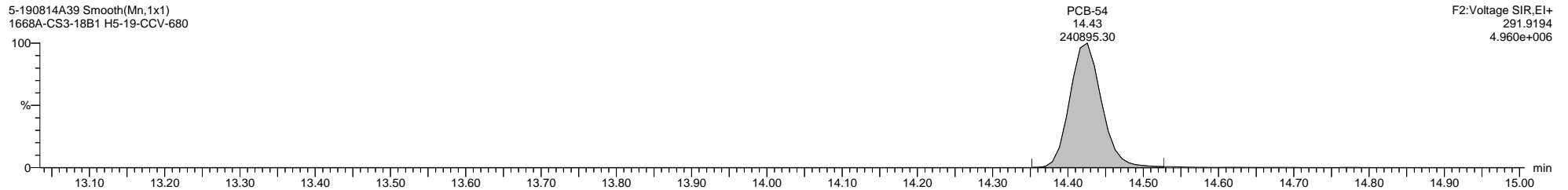
5-190814A39 Smooth(Mn,1x1)
1668A-CS3-18B1 H5-19-CCV-680



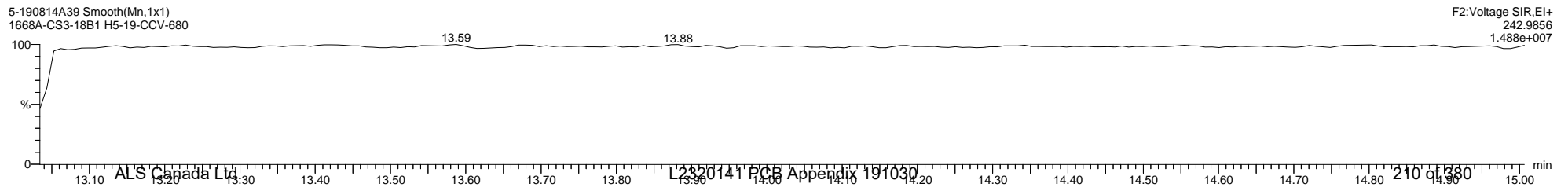
5-190814A39 Smooth(Mn,1x1)
1668A-CS3-18B1 H5-19-CCV-680



5-190814A39 Smooth(Mn,1x1)
1668A-CS3-18B1 H5-19-CCV-680



5-190814A39 Smooth(Mn,1x1)
1668A-CS3-18B1 H5-19-CCV-680



Quantify Sample Template Report MassLynx MassLynx V4.1 SCN 901

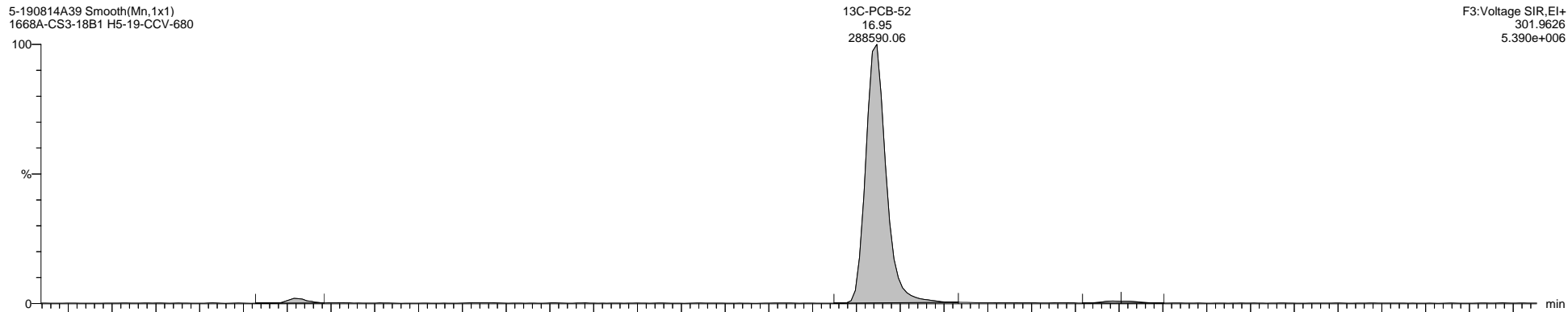
Dataset: \\NABREWS002\Instdata\Organics Instrument\HIGHRES GCMS Completed Results Files\HR-5\1908\5-190814A-QC.qld

Last Altered: Thursday, August 15, 2019 16:07:21 Eastern Daylight Time

Printed: Friday, August 30, 2019 16:15:19 Eastern Daylight Time

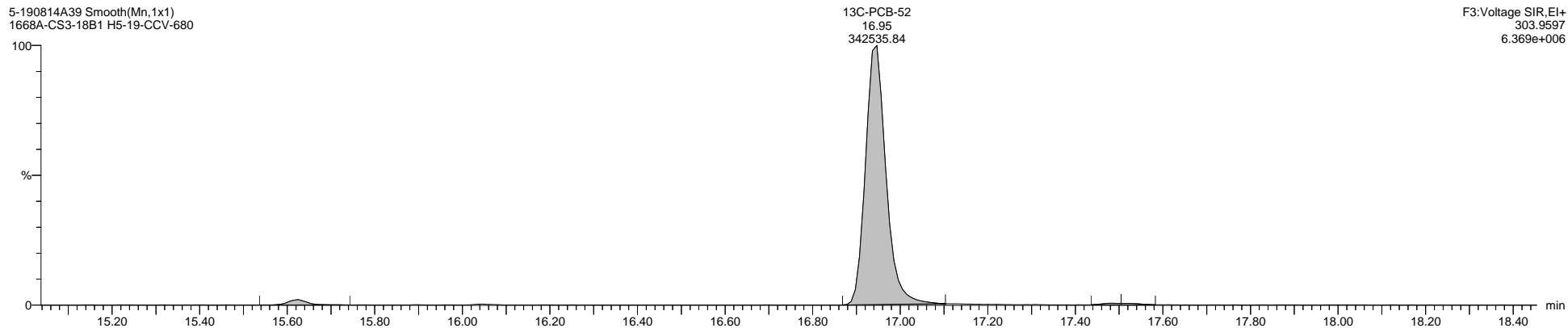
Name: 5-190814A39, Date: 15-Aug-2019, Time: 14:49:12, ID: H5-19-CCV-680, Description: 1668A-CS3-18B1, Vial: Tray1:1

5-190814A39 Smooth(Mn,1x1)
1668A-CS3-18B1 H5-19-CCV-680



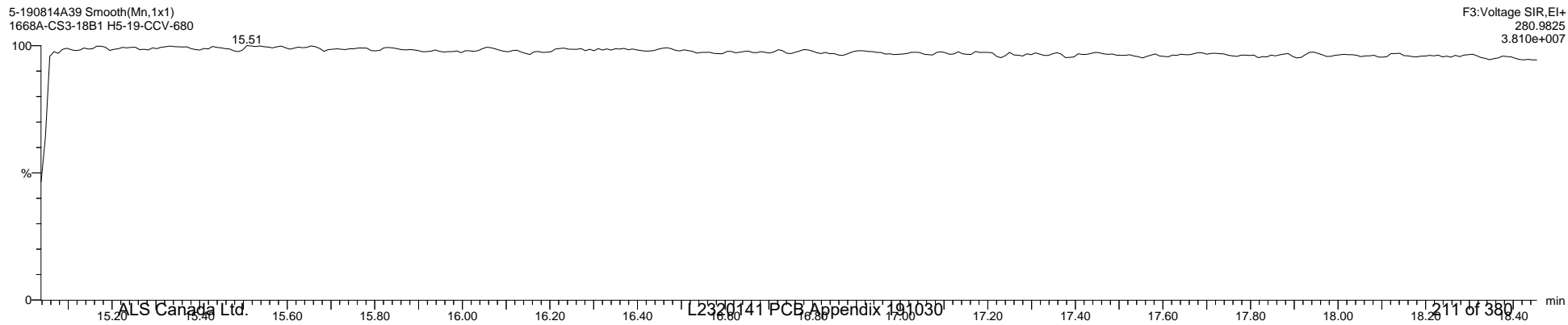
F3:Voltage SIR,El+
301.9626
5.390e+006

5-190814A39 Smooth(Mn,1x1)
1668A-CS3-18B1 H5-19-CCV-680



F3:Voltage SIR,El+
303.9597
6.369e+006

5-190814A39 Smooth(Mn,1x1)
1668A-CS3-18B1 H5-19-CCV-680



F3:Voltage SIR,El+
280.9825
3.810e+007

Quantify Sample Template Report

MassLynx MassLynx V4.1 SCN 901


Dataset: \\NABREWS002\Instdata\Organics Instrument\HIGHRES GCMS Completed Results Files\HR-5\1908\5-190814A-QC.qld

Last Altered: Thursday, August 15, 2019 16:07:21 Eastern Daylight Time

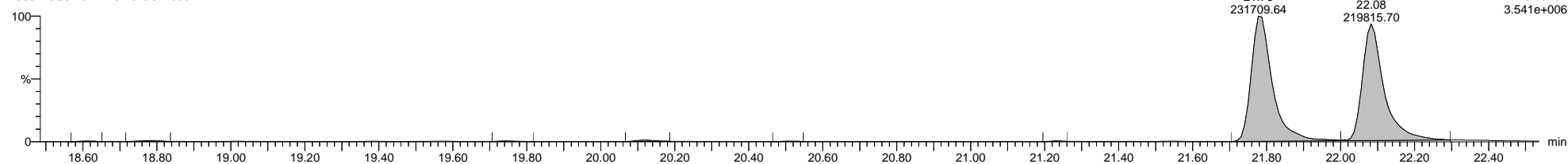
Printed: Friday, August 30, 2019 16:15:19 Eastern Daylight Time

Name: 5-190814A39, Date: 15-Aug-2019, Time: 14:49:12, ID: H5-19-CCV-680, Description: 1668A-CS3-18B1, Vial: Tray1:1

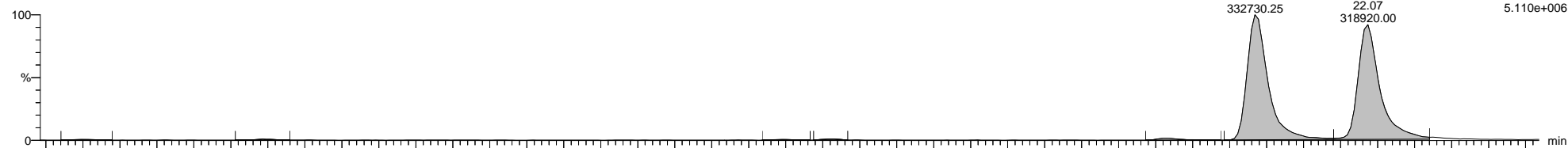
5-190814A39 Smooth(Mn,1x1)
1668A-CS3-18B1 H5-19-CCV-680



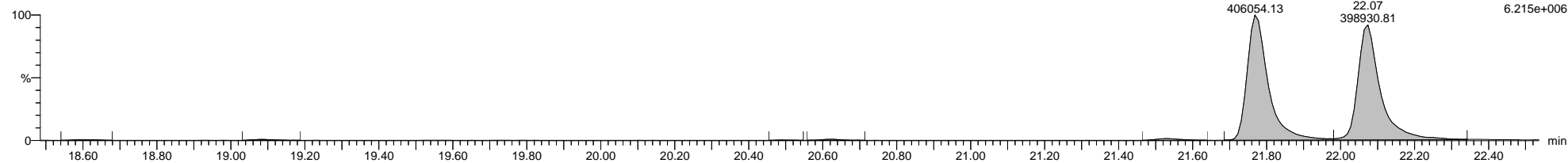
5-190814A39 Smooth(Mn,1x1)
1668A-CS3-18B1 H5-19-CCV-680



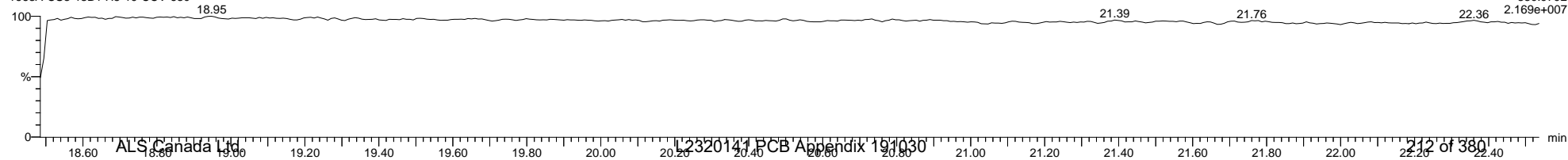
5-190814A39 Smooth(Mn,1x1)
1668A-CS3-18B1 H5-19-CCV-680



5-190814A39 Smooth(Mn,1x1)
1668A-CS3-18B1 H5-19-CCV-680



5-190814A39 Smooth(Mn,1x1)
1668A-CS3-18B1 H5-19-CCV-680



Quantify Sample Template Report

MassLynx MassLynx V4.1 SCN 901


Dataset: \\NABREWS002\Instdata\Organics Instrument\HIGHRES GCMS Completed Results Files\HR-5\1908\5-190814A-QC.qld

Last Altered: Thursday, August 15, 2019 16:07:21 Eastern Daylight Time

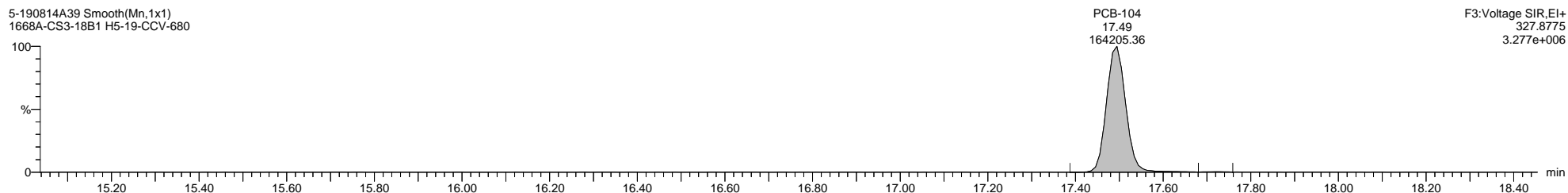
Printed: Friday, August 30, 2019 16:15:19 Eastern Daylight Time

Name: 5-190814A39, Date: 15-Aug-2019, Time: 14:49:12, ID: H5-19-CCV-680, Description: 1668A-CS3-18B1, Vial: Tray1:1


5-190814A39 Smooth(Mn,1x1)
1668A-CS3-18B1 H5-19-CCV-680



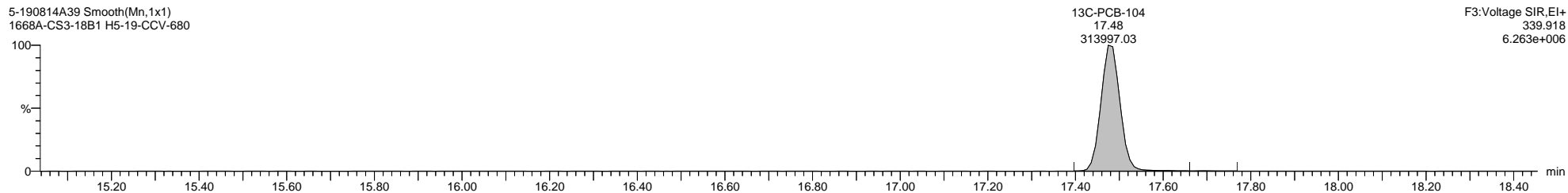
5-190814A39 Smooth(Mn,1x1)
1668A-CS3-18B1 H5-19-CCV-680




5-190814A39 Smooth(Mn,1x1)
1668A-CS3-18B1 H5-19-CCV-680



5-190814A39 Smooth(Mn,1x1)
1668A-CS3-18B1 H5-19-CCV-680



5-190814A39 Smooth(Mn,1x1)
1668A-CS3-18B1 H5-19-CCV-680



Quantify Sample Template Report

MassLynx MassLynx V4.1 SCN 901

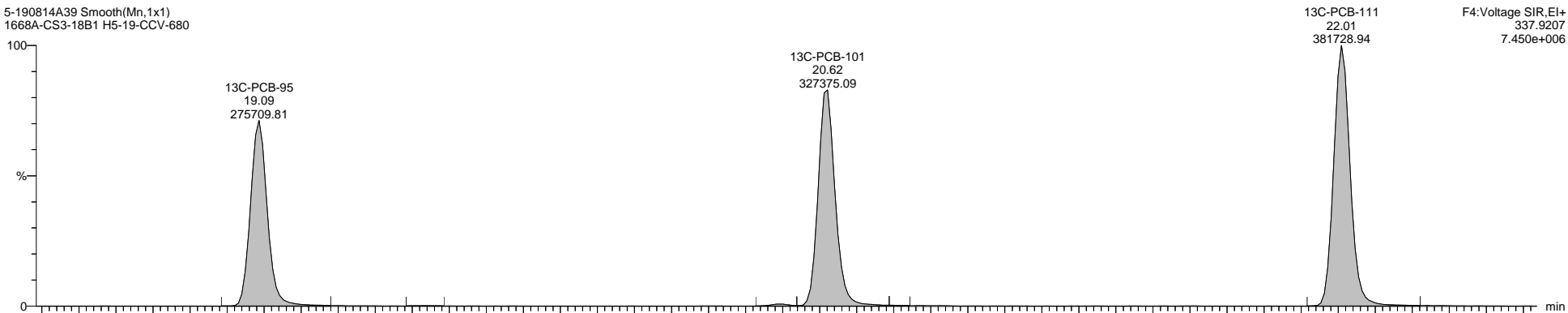
Dataset: \\NABREWS002\Instdata\Organics Instrument\HIGHRES GCMS Completed Results Files\HR-5\1908\5-190814A-QC.qld

Last Altered: Thursday, August 15, 2019 16:07:21 Eastern Daylight Time

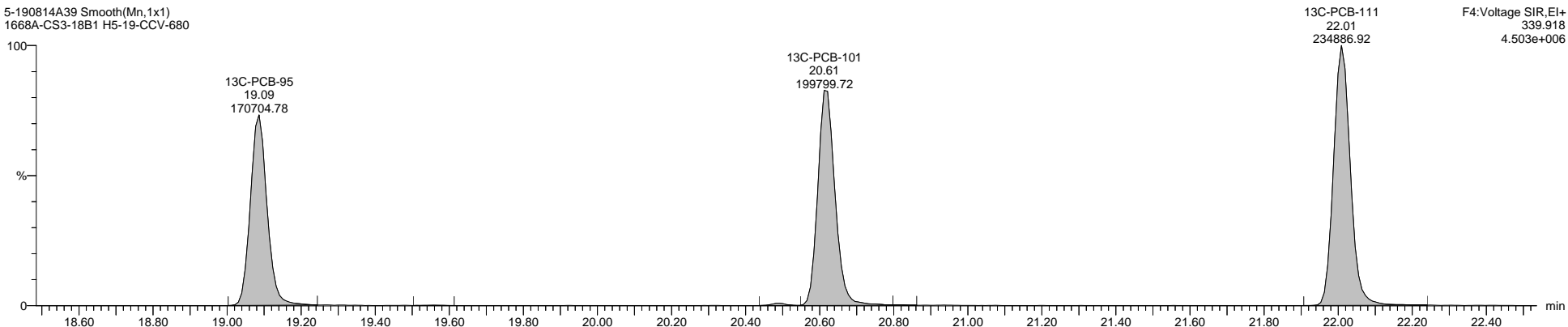
Printed: Friday, August 30, 2019 16:15:19 Eastern Daylight Time

Name: 5-190814A39, Date: 15-Aug-2019, Time: 14:49:12, ID: H5-19-CCV-680, Description: 1668A-CS3-18B1, Vial: Tray1:1

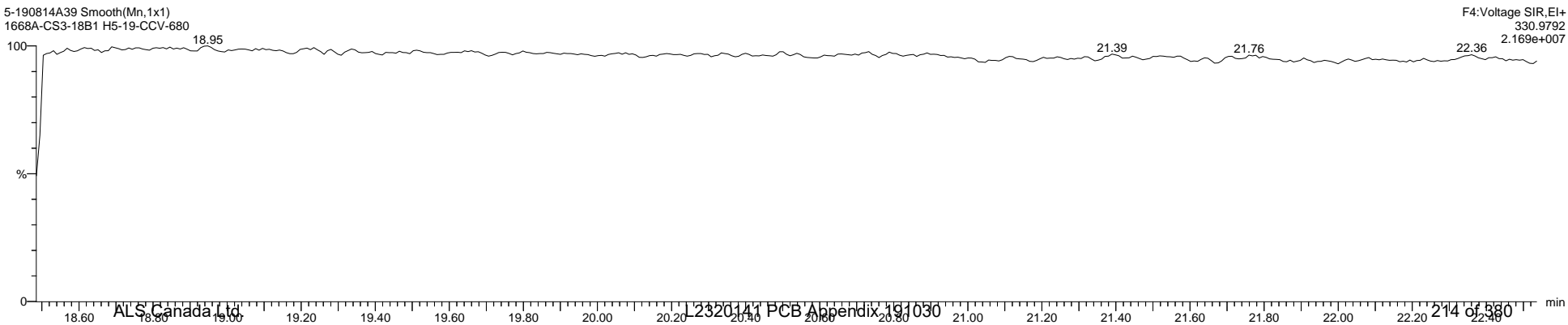
5-190814A39 Smooth(Mn,1x1)
1668A-CS3-18B1 H5-19-CCV-680



5-190814A39 Smooth(Mn,1x1)
1668A-CS3-18B1 H5-19-CCV-680



5-190814A39 Smooth(Mn,1x1)
1668A-CS3-18B1 H5-19-CCV-680



Quantify Sample Template Report

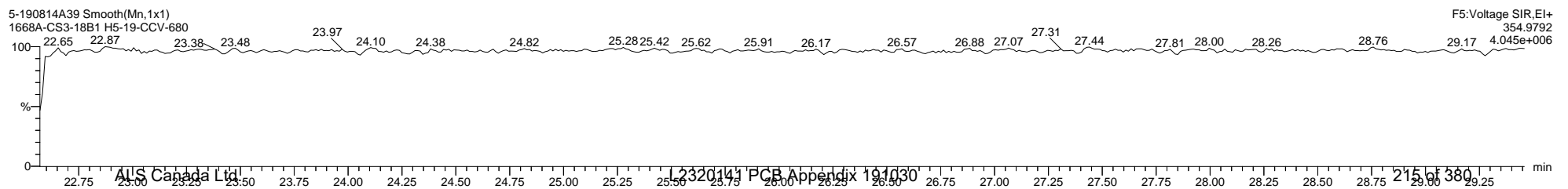
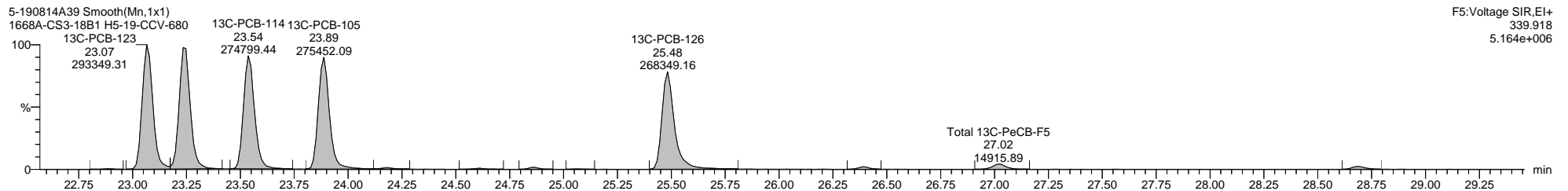
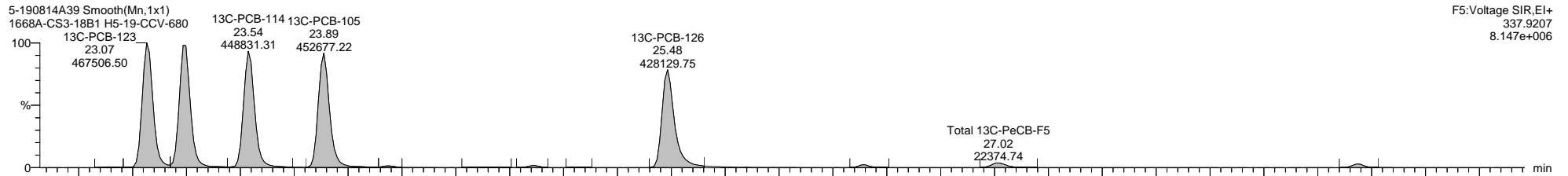
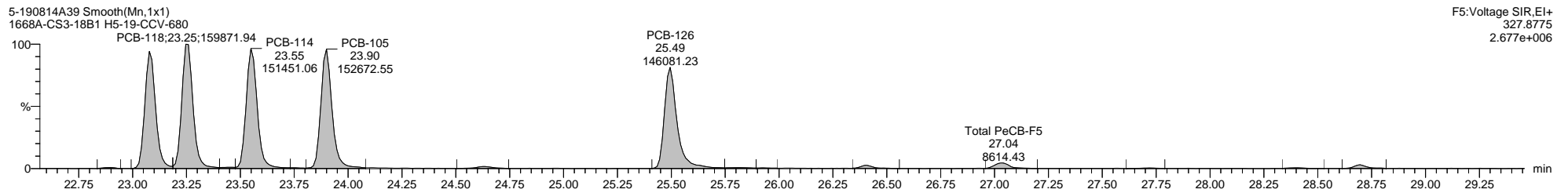
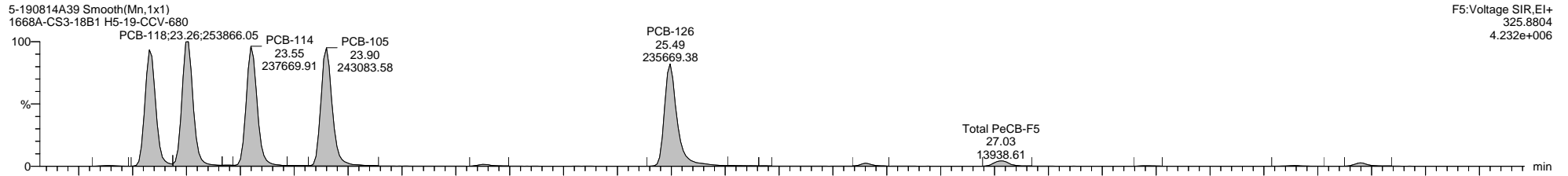
MassLynx MassLynx V4.1 SCN 901

Dataset: \\NABREWS002\Instdata\Organics Instrument\HIGHRES GCMS Completed Results Files\HR-5\1908\5-190814A-QC.qld

Last Altered: Thursday, August 15, 2019 16:07:21 Eastern Daylight Time

Printed: Friday, August 30, 2019 16:15:19 Eastern Daylight Time

Name: 5-190814A39, Date: 15-Aug-2019, Time: 14:49:12, ID: H5-19-CCV-680, Description: 1668A-CS3-18B1, Vial: Tray1:1



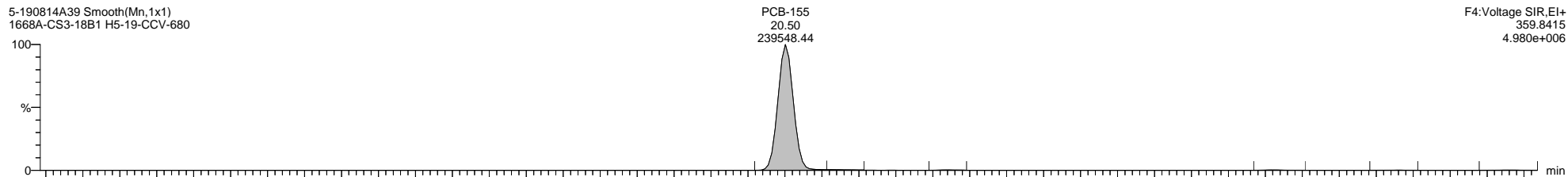
Dataset: \\NABREWS002\Instdata\Organics Instrument\HIGHRES GCMS Completed Results Files\HR-5\1908\5-190814A-QC.qld

Last Altered: Thursday, August 15, 2019 16:07:21 Eastern Daylight Time

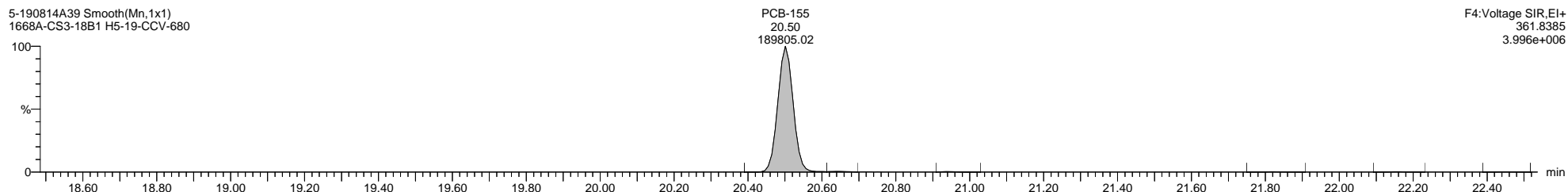
Printed: Friday, August 30, 2019 16:15:19 Eastern Daylight Time

Name: 5-190814A39, Date: 15-Aug-2019, Time: 14:49:12, ID: H5-19-CCV-680, Description: 1668A-CS3-18B1, Vial: Tray1:1

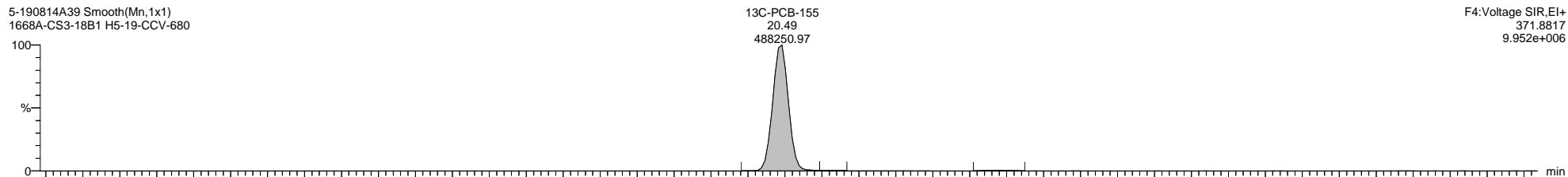
5-190814A39 Smooth(Mn,1x1)
1668A-CS3-18B1 H5-19-CCV-680



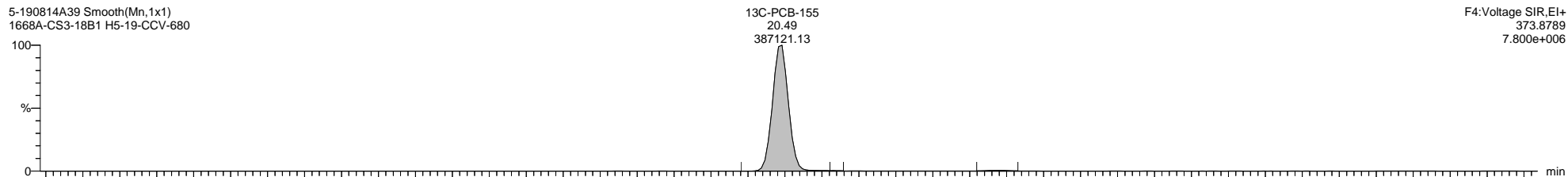
5-190814A39 Smooth(Mn,1x1)
1668A-CS3-18B1 H5-19-CCV-680




5-190814A39 Smooth(Mn,1x1)
1668A-CS3-18B1 H5-19-CCV-680



5-190814A39 Smooth(Mn,1x1)
1668A-CS3-18B1 H5-19-CCV-680



5-190814A39 Smooth(Mn,1x1)
1668A-CS3-18B1 H5-19-CCV-680



Quantify Sample Template Report

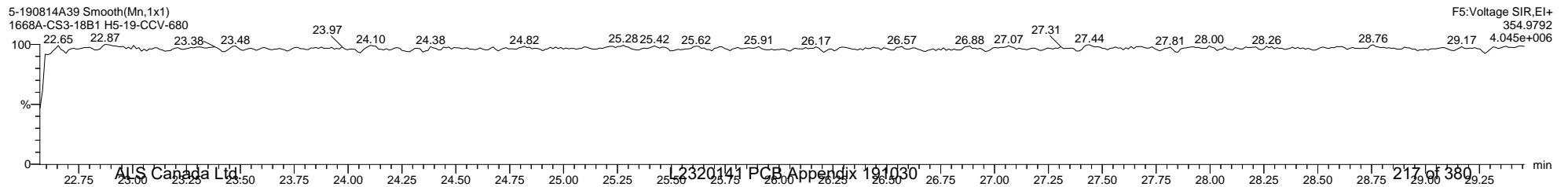
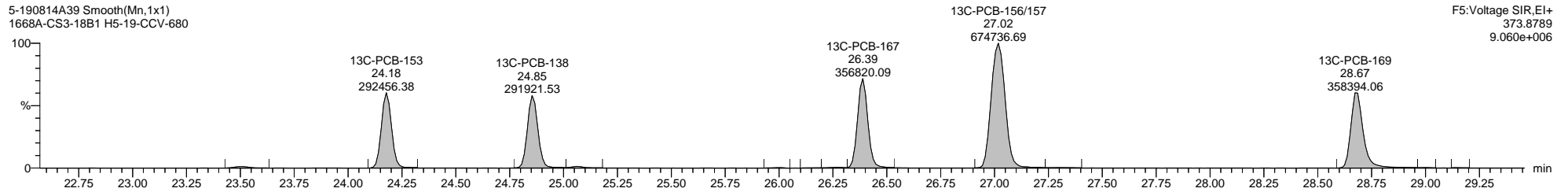
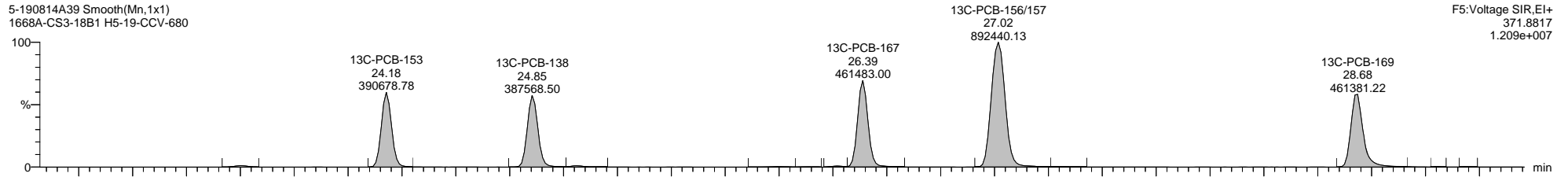
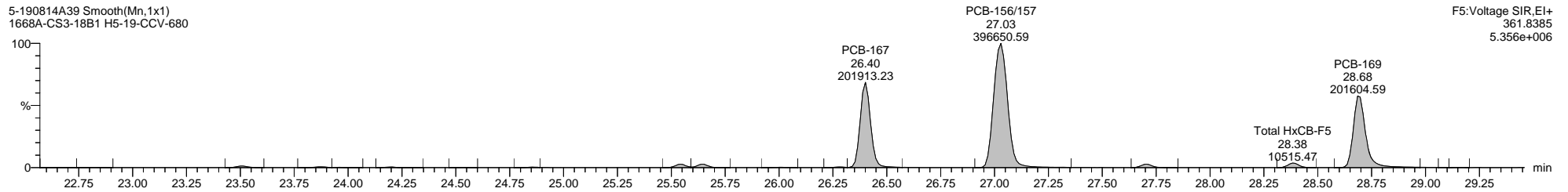
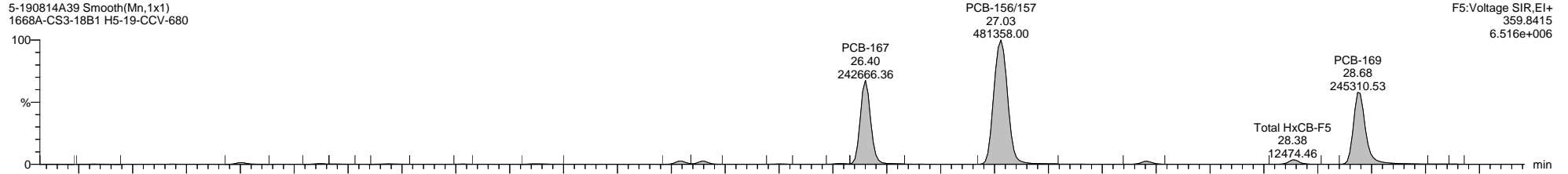
MassLynx MassLynx V4.1 SCN 901

Dataset: \\NABREWS002\Instdata\Organics Instrument\HIGHRES GCMS Completed Results Files\HR-5\1908\5-190814A-QC.qld

Last Altered: Thursday, August 15, 2019 16:07:21 Eastern Daylight Time

Printed: Friday, August 30, 2019 16:15:19 Eastern Daylight Time

Name: 5-190814A39, Date: 15-Aug-2019, Time: 14:49:12, ID: H5-19-CCV-680, Description: 1668A-CS3-18B1, Vial: Tray1:1



Quantify Sample Template Report

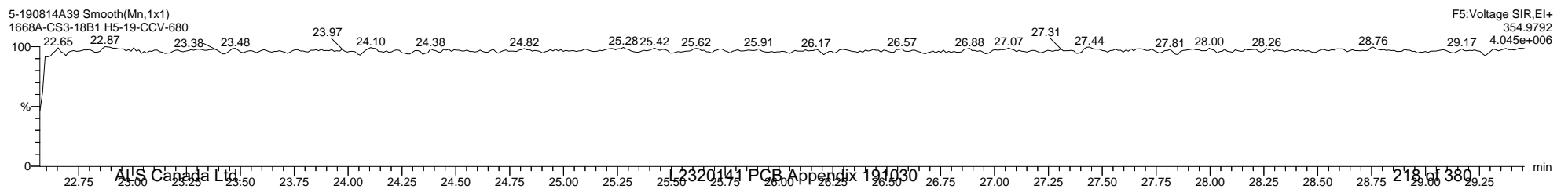
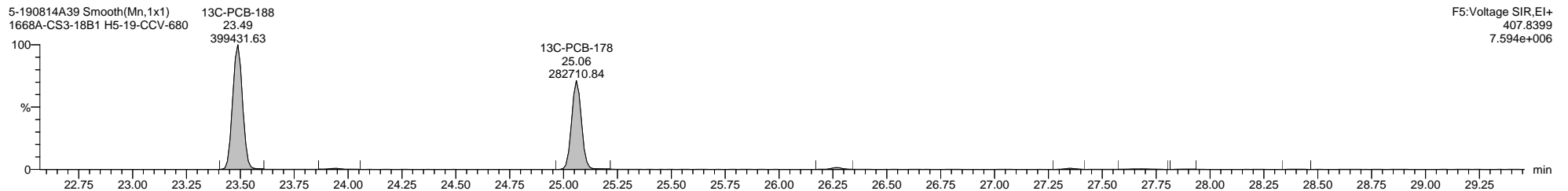
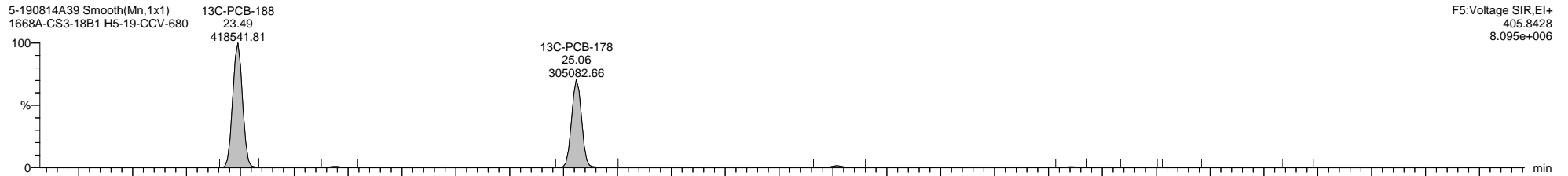
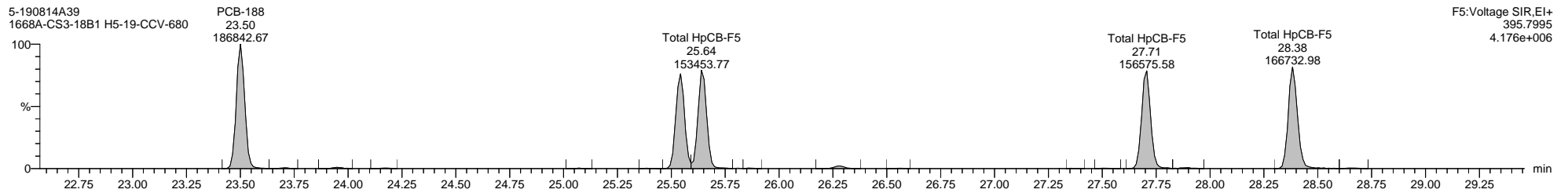
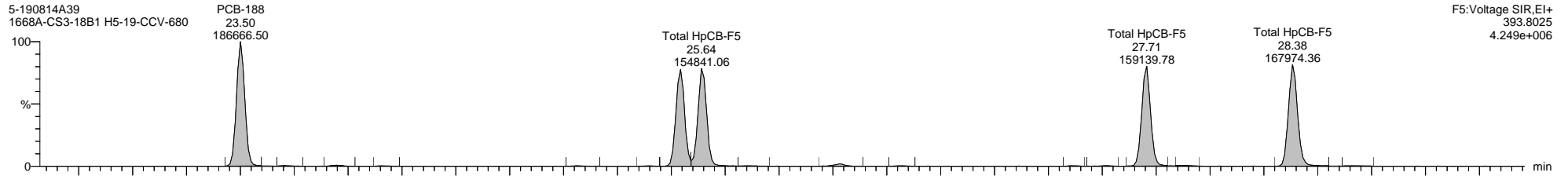
MassLynx MassLynx V4.1 SCN 901

Dataset: \\NABREWS002\Instdata\Organics Instrument\HIGHRES GCMS Completed Results Files\HR-5\1908\5-190814A-QC.qld

Last Altered: Thursday, August 15, 2019 16:07:21 Eastern Daylight Time

Printed: Friday, August 30, 2019 16:15:19 Eastern Daylight Time

Name: 5-190814A39, Date: 15-Aug-2019, Time: 14:49:12, ID: H5-19-CCV-680, Description: 1668A-CS3-18B1, Vial: Tray1:1



Quantify Sample Template Report

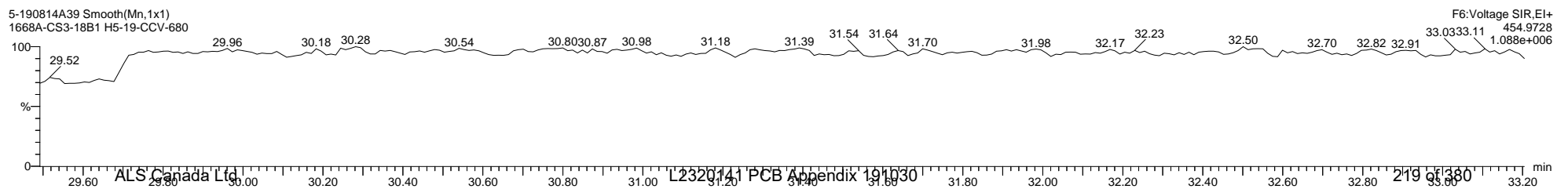
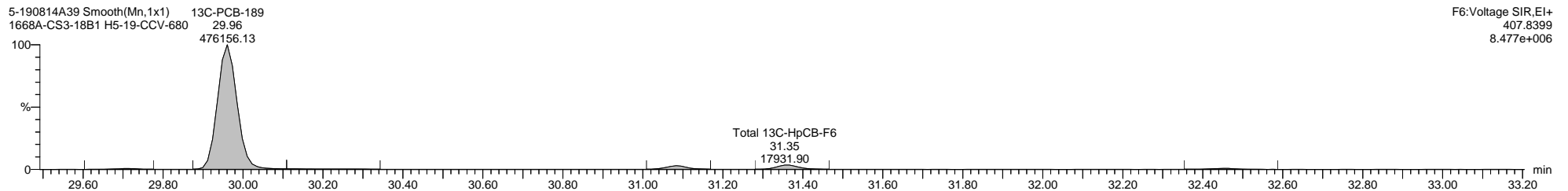

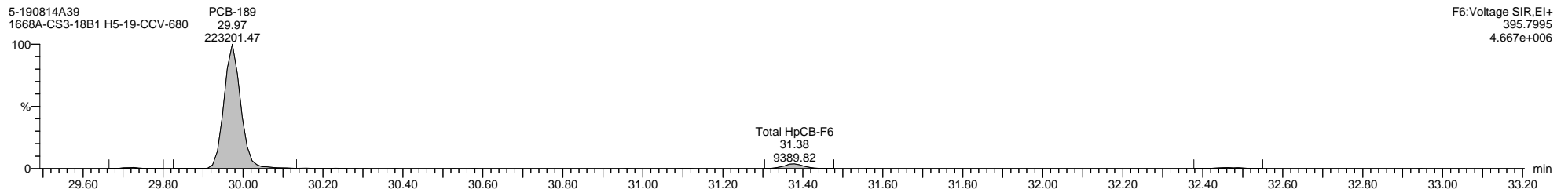

MassLynx MassLynx V4.1 SCN 901

Dataset: \\NABREWS002\Instdata\Organics Instrument\HIGHRES GCMS Completed Results Files\HR-5\1908\5-190814A-QC.qld

Last Altered: Thursday, August 15, 2019 16:07:21 Eastern Daylight Time

Printed: Friday, August 30, 2019 16:15:19 Eastern Daylight Time

Name: 5-190814A39, Date: 15-Aug-2019, Time: 14:49:12, ID: H5-19-CCV-680, Description: 1668A-CS3-18B1, Vial: Tray1:1



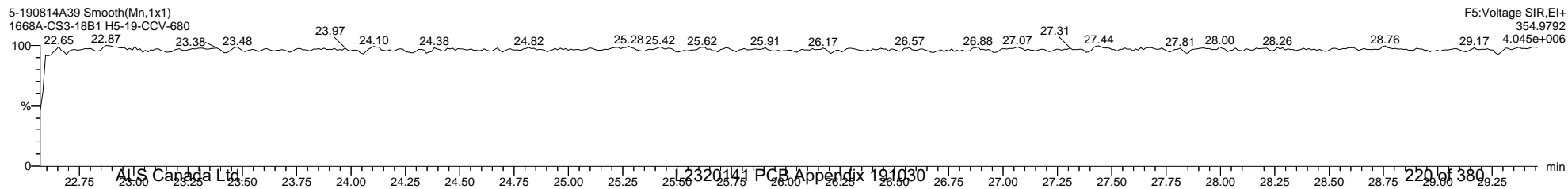
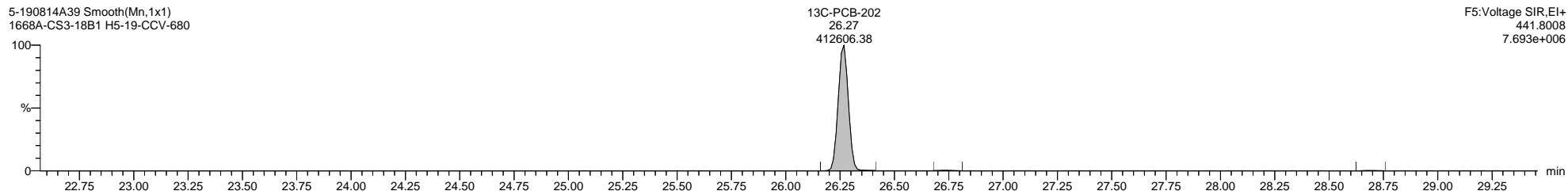
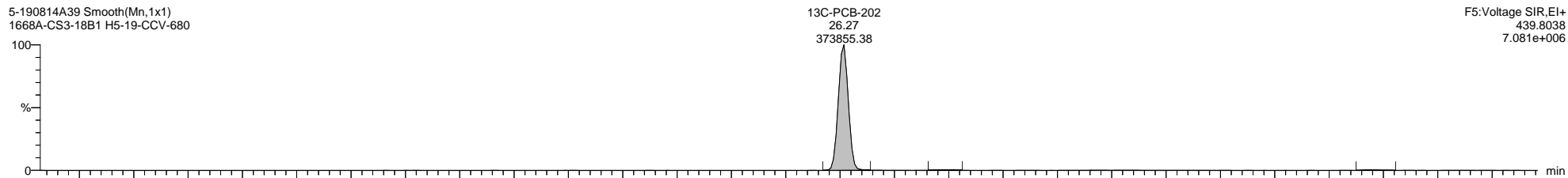
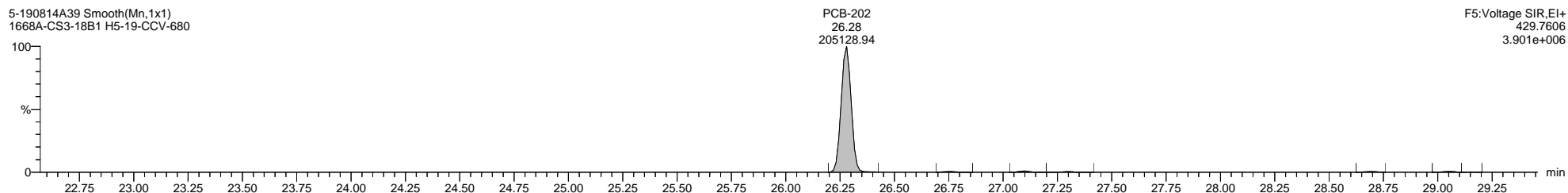
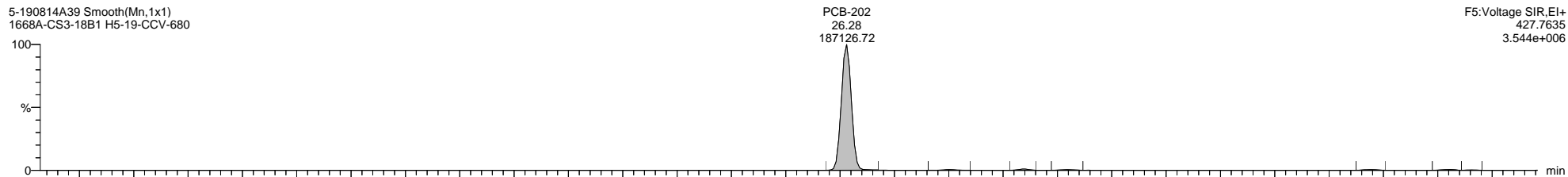
Quantify Sample Template Report MassLynx MassLynx V4.1 SCN 901

Dataset: \\NABREWS002\Instdata\Organics Instrument\HIGHRES GCMS Completed Results Files\HR-5\1908\5-190814A-QC.qld

Last Altered: Thursday, August 15, 2019 16:07:21 Eastern Daylight Time

Printed: Friday, August 30, 2019 16:15:19 Eastern Daylight Time

Name: 5-190814A39, Date: 15-Aug-2019, Time: 14:49:12, ID: H5-19-CCV-680, Description: 1668A-CS3-18B1, Vial: Tray1:1



Quantify Sample Template Report

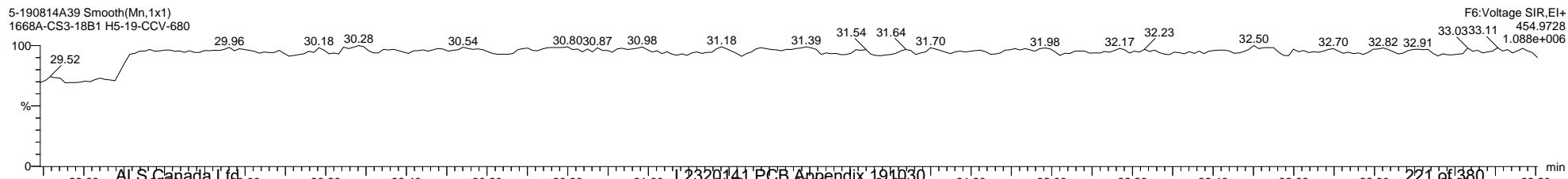
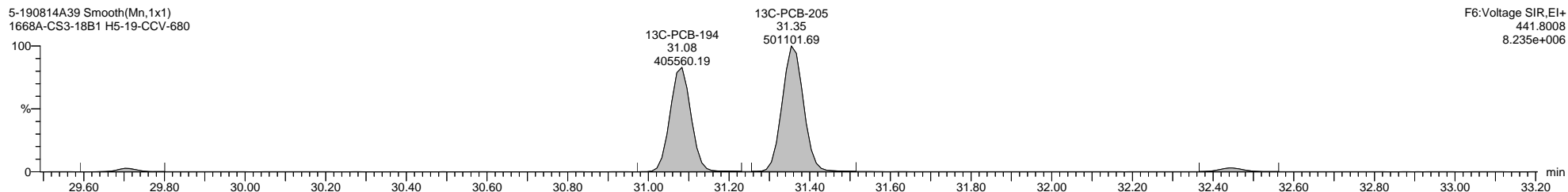
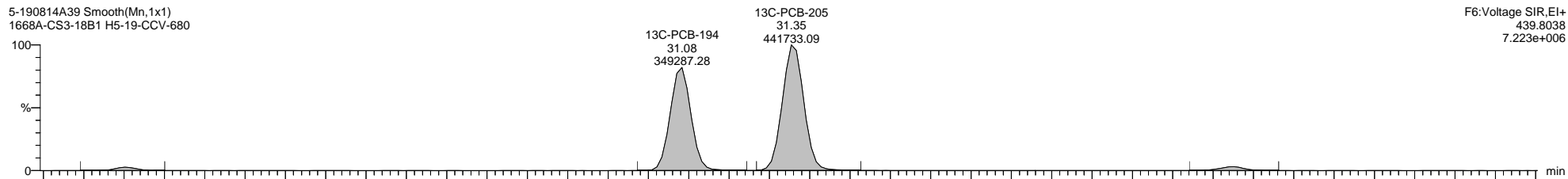
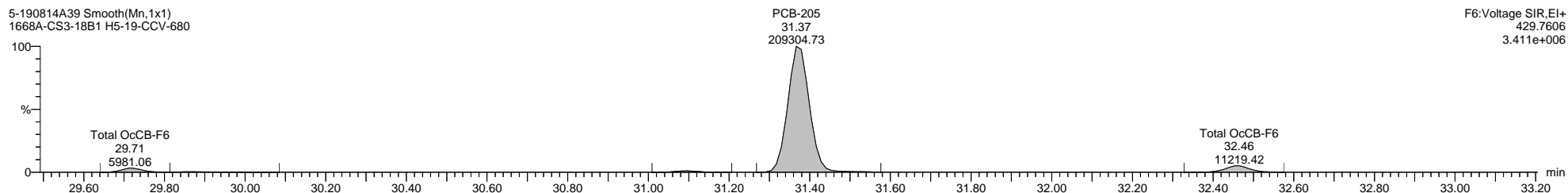
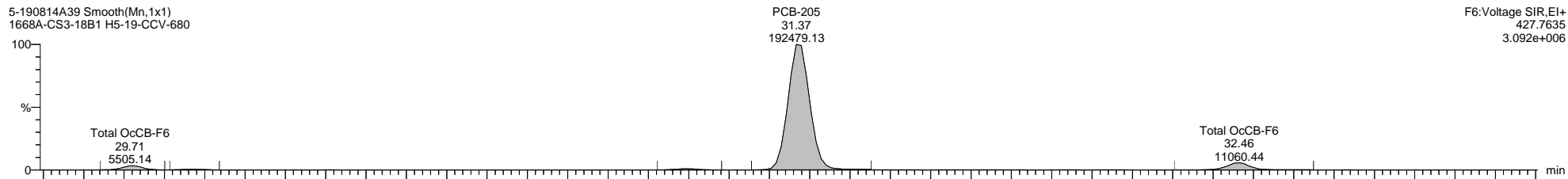
MassLynx MassLynx V4.1 SCN 901

Dataset: \\NABREWS002\Instdata\Organics Instrument\HIGHRES GCMS Completed Results Files\HR-5\1908\5-190814A-QC.qld

Last Altered: Thursday, August 15, 2019 16:07:21 Eastern Daylight Time

Printed: Friday, August 30, 2019 16:15:19 Eastern Daylight Time

Name: 5-190814A39, Date: 15-Aug-2019, Time: 14:49:12, ID: H5-19-CCV-680, Description: 1668A-CS3-18B1, Vial: Tray1:1



Quantify Sample Template Report

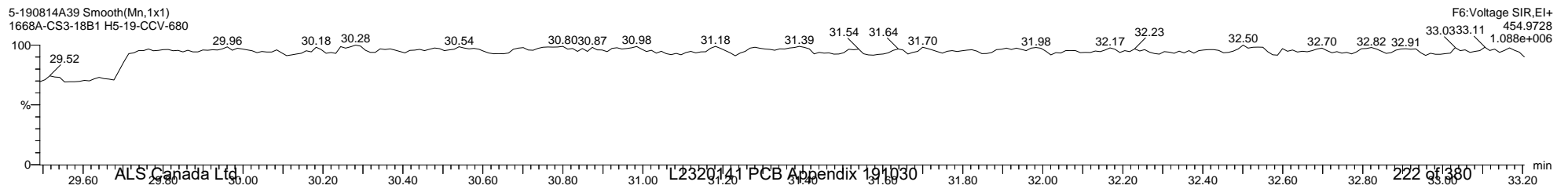
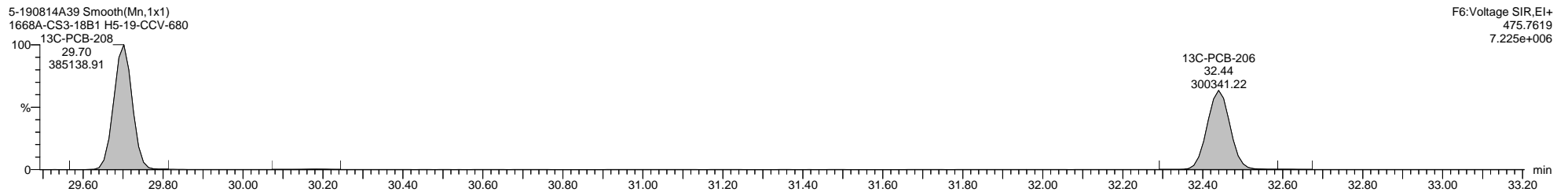

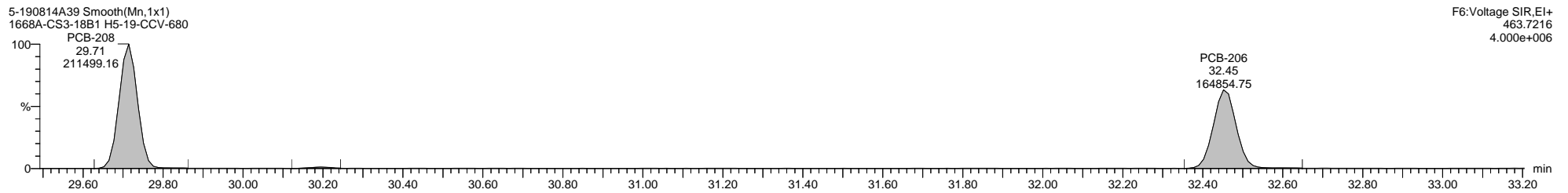

MassLynx MassLynx V4.1 SCN 901

Dataset: \\NABREWS002\Instdata\Organics Instrument\HIGHRES GCMS Completed Results Files\HR-5\1908\5-190814A-QC.qld

Last Altered: Thursday, August 15, 2019 16:07:21 Eastern Daylight Time

Printed: Friday, August 30, 2019 16:15:19 Eastern Daylight Time

Name: 5-190814A39, Date: 15-Aug-2019, Time: 14:49:12, ID: H5-19-CCV-680, Description: 1668A-CS3-18B1, Vial: Tray1:1



Quantify Sample Template Report

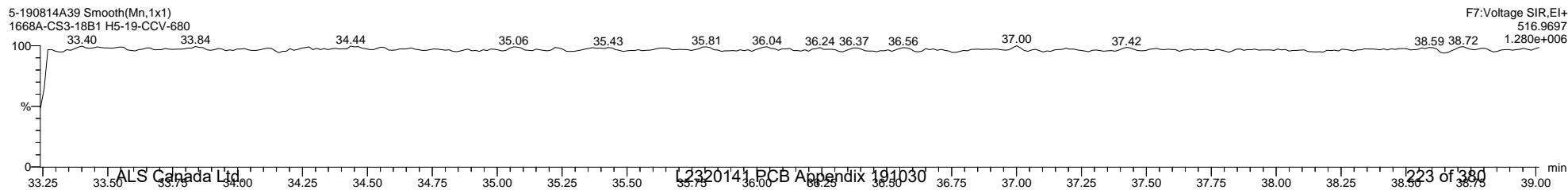
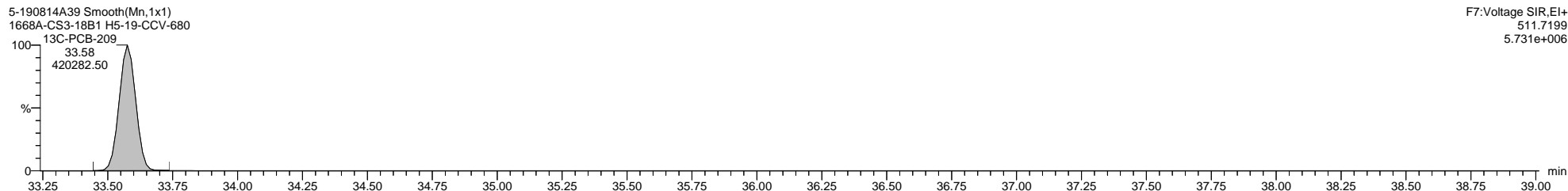
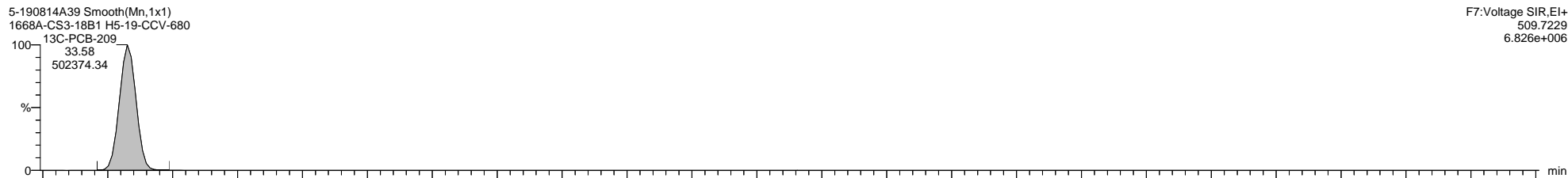
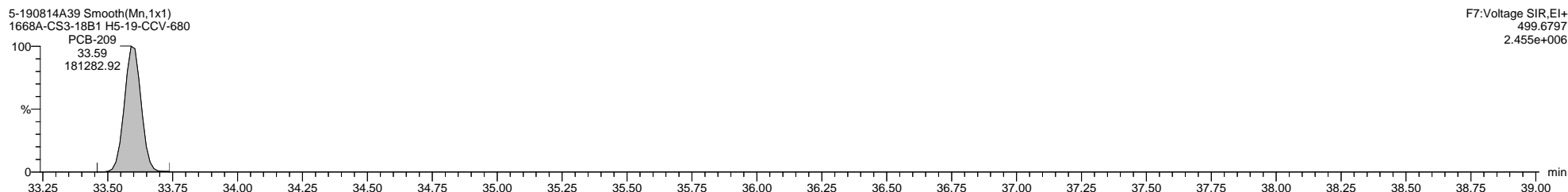
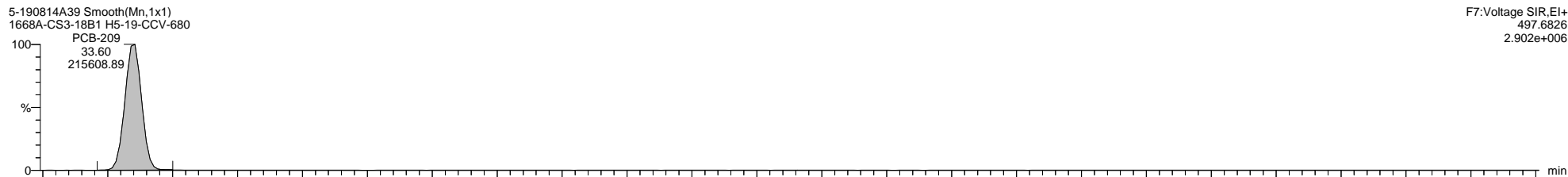
MassLynx MassLynx V4.1 SCN 901

Dataset: \\NABREWS002\Instdata\Organics Instrument\HIGHRES GCMS Completed Results Files\HR-5\1908\5-190814A-QC.qld

Last Altered: Thursday, August 15, 2019 16:07:21 Eastern Daylight Time

Printed: Friday, August 30, 2019 16:15:19 Eastern Daylight Time

Name: 5-190814A39, Date: 15-Aug-2019, Time: 14:49:12, ID: H5-19-CCV-680, Description: 1668A-CS3-18B1, Vial: Tray1:1



Quantify Sample Summary Report **MassLynx MassLynx V4.1 SCN 901**

Dataset: \\NABREWS002\Instdata\Organics Instrument\HIGHRES GCMS Completed Results Files\HR-5\1908\5-190814A3-mod-0815ES.qld

Last Altered: Thursday, August 15, 2019 17:50:29 Eastern Daylight Time
 Printed: Friday, August 30, 2019 16:30:48 Eastern Daylight Time

Method: C:\MassLynx\PCB.PRO\MethDB\1668-OCTYL-1-209-190812.mdb 12 Aug 2019 13:16:16
Calibration: 15 Aug 2019 17:32:59

Name: 5-190814A24, Date: 15-Aug-2019, Time: 04:18:36, ID: H5-19-WDM-679, Description: 1668A-CS7-018C, Vial: Tray1:2

	Target Analyte	#Hom	Total Area	Ion1 Area	Ion2 Area	Ra	Ra Fail=Y...	RT	RRT	RT LCL	RT UCL	Conc.	%Rec	Mod.Comment	Noise 1	Noise 2
1	* PCB-1		1419832	1077627	342204	3.15	NO	8.88	1.00	8.85	8.92	28.70963	114.8		1928	1892
2	PCB-2		1379867	1050337	329530	3.19	NO	10.28	0.99	10.25	10.32	25.00000	100.0		1928	1892
3	PCB-3		1425908	1083270	342638	3.16	NO	10.41	1.00	10.38	10.44	29.14964	116.6		1928	1892
4	*PCB-4		738350	438738	299612	1.46	NO	10.58	1.00	10.55	10.61	27.38866	109.6		1962	6280
5	PCB-10		1164240	693263	470978	1.47	NO	10.69	1.01	10.66	10.72	25.00000	100.0		1962	6280
6	PCB-9		1172542	697125	475416	1.47	NO	11.84	1.12	11.81	11.87	25.00000	100.0		1962	6280
7	PCB-7		1182386	702896	479491	1.47	NO	11.95	1.13	11.92	11.99	25.00000	100.0		1962	6280
8	PCB-6		1188335	709608	478727	1.48	NO	12.11	1.15	12.07	12.14	25.00000	100.0		1962	6280
9	PCB-5		1089825	645589	444236	1.45	NO	12.30	1.16	12.27	12.34	25.00000	100.0		1962	6280
10	PCB-8		1277503	761308	516195	1.47	NO	12.37	1.17	12.34	12.41	25.00000	100.0		1962	6280
11	* PCB-14		1245055	756107	488948	1.55	NO	13.36	0.94	13.32	13.39	25.00000	100.0		5973	10656
12	PCB-11		1200356	728595	471761	1.54	NO	13.87	0.97	13.84	13.91	25.00000	100.0		5973	10656
13	PCB-13/12		2464501	1500281	964220	1.56	NO	14.07	0.99	14.03	14.10	50.00000	100.0		5973	10656
14	PCB-15		1342092	815262	526830	1.55	NO	14.25	1.00	14.22	14.28	30.61670	122.5		5973	10656
15	* PCB-19		744330	385654	358676	1.08	NO	12.57	1.00	12.54	12.60	28.07572	112.3		1931	1783
16	* PCB-30/18		1754285	925841	828444	1.12	NO	13.67	1.09	13.64	13.70	50.00000	100.0		2621	2664
17	PCB-17		735873	389472	346401	1.12	NO	13.94	1.11	13.90	13.97	25.00000	100.0		2621	2664
18	PCB-27		1032895	547938	484958	1.13	NO	14.06	1.12	14.02	14.09	25.00000	100.0		2621	2664
19	PCB-24		985915	521100	464815	1.12	NO	14.15	1.13	14.12	14.18	25.00000	100.0		2621	2664
20	PCB-16		619163	329561	289602	1.14	NO	14.21	1.13	14.18	14.25	25.00000	100.0		2621	2664
21	PCB-32		1087598	573783	513815	1.12	NO	14.51	1.16	14.48	14.54	25.00000	100.0		2621	2664
22	* PCB-34		1071804	551322	520483	1.06	NO	15.21	0.84	15.18	15.25	25.00000	100.0		5053	3529
23	PCB-23		1070161	546847	523314	1.04	NO	15.30	0.84	15.27	15.34	25.00000	100.0		5053	3529
24	PCB-29/26		2234847	1143586	1091261	1.05	NO	15.49	0.85	15.45	15.52	50.00000	100.0		5053	3529
25	PCB-25		1133709	579638	554071	1.05	NO	15.62	0.86	15.58	15.65	25.00000	100.0		5053	3529
26	PCB-31		1178430	601209	577221	1.04	NO	15.79	0.87	15.76	15.82	25.00000	100.0		5053	3529
27	PCB-28/20		2225315	1139179	1086137	1.05	NO	15.98	0.88	15.94	16.01	50.00000	100.0		5053	3529
28	PCB-21/33		2144407	1091416	1052991	1.04	NO	16.09	0.89	16.06	16.13	50.00000	100.0		5053	3529
29	PCB-22		1066074	542289	523785	1.04	NO	16.33	0.90	16.30	16.36	25.00000	100.0		5053	3529
30	PCB-36		1249578	637525	612053	1.04	NO	17.17	0.94	17.14	17.21	25.00000	100.0		5053	3529
31	PCB-39		1153823	587176	566647	1.04	NO	17.38	0.96	17.34	17.41	25.00000	100.0		5053	3529
32	PCB-38		1089675	552323	537352	1.03	NO	17.71	0.97	17.68	17.74	25.00000	100.0		5053	3529
33	PCB-35		1101193	560586	540607	1.04	NO	17.96	0.99	17.93	18.00	25.00000	100.0		5053	3529
34	ALS Canada Ltd. PCB-37		1047329	529165	518164	1.02	NO	18.20	1.00	18.17	18.23	28.60997	114.4		224 of 380 5053	3529

Quantify Sample Summary Report **MassLynx MassLynx V4.1 SCN 901**

Dataset: \\NABREWS002\Instdata\Organics Instrument\HIGHRES GCMS Completed Results Files\HR-5\1908\5-190814A3-mod-0815ES.qld

Last Altered: Thursday, August 15, 2019 17:50:29 Eastern Daylight Time

Printed: Friday, August 30, 2019 16:30:48 Eastern Daylight Time

Name: 5-190814A24, Date: 15-Aug-2019, Time: 04:18:36, ID: H5-19-WDM-679, Description: 1668A-CS7-018C, Vial: Tray1:2

	Target Analyte	#Hom	Total Area	Ion1 Area	Ion2 Area	Ra	Ra Fail=Y...	RT	RRT	RT LCL	RT UCL	Conc.	%Rec	Mod.Comment	Noise 1	Noise 2
35	* PCB-54		1846223	815987	1030236	0.79	NO	14.43	1.00	14.40	14.47	57.02037	114.0		1945	1262
36	* PCB-50/53		2941375	1284195	1657180	0.77	NO	15.64	1.09	15.61	15.68	100.00000	100.0		1207	3317
37	PCB-45/51		2831225	1239003	1592222	0.78	NO	16.06	1.11	16.02	16.09	100.00000	100.0		1207	3317
38	PCB-46		1263421	546393	717028	0.76	NO	16.21	1.12	16.18	16.25	50.00000	100.0		1207	3317
39	PCB-52		1480386	643179	837207	0.77	NO	16.97	1.18	16.93	17.00	50.00000	100.0		1207	3317
40	PCB-73		1913543	836612	1076931	0.78	NO	17.03	1.18	17.00	17.07	50.00000	100.0		1207	3317
41	PCB-43		1202433	526488	675944	0.78	NO	17.10	1.19	17.07	17.14	50.00000	100.0		1207	3317
42	PCB-69/49		3180586	1386600	1793986	0.77	NO	17.22	1.19	17.19	17.25	100.00000	100.0		1207	3317
43	PCB-48		1446689	630146	816543	0.77	NO	17.40	1.21	17.36	17.43	50.00000	100.0		1207	3317
44	PCB-44/47/65		4650532	2033409	2617123	0.78	NO	17.53	1.22	17.50	17.57	150.00000	100.0		1207	3317
45	PCB-59/62/75		5815496	2539033	3276463	0.77	NO	17.71	1.23	17.68	17.74	150.00000	100.0		1207	3317
46	PCB-42		1240334	540344	699990	0.77	NO	17.82	1.24	17.78	17.85	50.00000	100.0		1207	3317
47	PCB-41/71/40		4293694	1883790	2409904	0.78	NO	18.09	1.25	18.06	18.13	150.00000	100.0	ES190815MJ	1207	3317
48	PCB-64		1783881	776473	1007408	0.77	NO	18.21	1.26	18.18	18.24	50.00000	100.0		1207	3317
49	* PCB-72		1966208	864733	1101476	0.79	NO	18.61	0.86	18.58	18.65	50.00000	100.0		1	6359
50	PCB-68		1994468	892220	1102248	0.81	NO	18.78	0.86	18.75	18.81	50.00000	100.0		1	6359
51	PCB-57		1843994	816143	1027851	0.79	NO	19.01	0.87	18.98	19.05	50.00000	100.0		1	6359
52	PCB-58		1845144	828130	1017014	0.81	NO	19.15	0.88	19.12	19.18	50.00000	100.0		1	6359
53	PCB-67		1951579	859789	1091791	0.79	NO	19.38	0.89	19.35	19.42	50.00000	100.0		1	6359
54	PCB-63		2120537	912259	1208278	0.75	NO	19.23	0.88	19.20	19.27	50.00000	100.0		1	6359
55	PCB-61/70/74/76		7322359	3223583	4098776	0.79	NO	19.57	0.90	19.53	19.60	200.00000	100.0		1	6359
56	PCB-66		1967861	864302	1103560	0.78	NO	19.74	0.91	19.71	19.78	50.00000	100.0		1	6359
57	PCB-55		1784483	783852	1000631	0.78	NO	19.84	0.91	19.81	19.88	50.00000	100.0		1	6359
58	PCB-56		1819620	803762	1015859	0.79	NO	20.11	0.92	20.08	20.15	50.00000	100.0		1	6359
59	PCB-60		1824212	803328	1020883	0.79	NO	20.24	0.93	20.21	20.28	50.00000	100.0		1	6359
60	PCB-80		2163997	955902	1208095	0.79	NO	20.39	0.94	20.36	20.42	50.00000	100.0		1	6359
61	PCB-79		2148523	953004	1195519	0.80	NO	21.23	0.98	21.20	21.27	50.00000	100.0		1	6359
62	PCB-78		1832063	808605	1023458	0.79	NO	21.54	0.99	21.50	21.57	50.00000	100.0		1	6359
63	PCB-81		1880287	830210	1050078	0.79	NO	21.78	1.00	21.74	21.81	56.39795	112.8		1	6359
64	PCB-77		1784706	790869	993837	0.80	NO	22.08	1.00	22.05	22.12	56.57107	113.1		1	6359
65	* PCB-104		1533433	938184	595249	1.58	NO	17.50	1.00	17.47	17.54	50.91074	101.8		928	1575
66	PCB-96		1531947	934491	597456	1.56	NO	17.73	1.01	17.70	17.76	50.00000	100.0		928	1575
67	* PCB-103		1251133	774739	476394	1.63	NO	18.73	1.07	18.69	18.76	50.00000	100.0		1279	1620
68	PCB-94		1036788	642597	394191	1.63	NO	18.85	1.08	18.82	18.89	50.00000	100.0		1279	1620
69	PCB-95		1183702	735122	448580	1.64	NO	19.10	1.09	19.07	19.14	50.00000	100.0		1279	1620
70	PCB-100/93/102/98		4389211	2727376	1661835	1.64	NO	19.20	1.10	19.16	19.23	200.00000	100.0	ES190815MJ	1279	1620
71	PCB-88/91 ALS Canada Ltd.		2219412	1380976	838437	1.65	NO	19.56	1.12	19.52	19.59	100.00000	100.0	ES190815MJ	1279	1620

Quantify Sample Summary Report

MassLynx MassLynx V4.1 SCN 901

Dataset: \\NABREWS002\Instdata\Organics Instrument\HIGHRES GCMS Completed Results Files\HR-5\1908\5-190814A3-mod-0815ES.qld

Last Altered: Thursday, August 15, 2019 17:50:29 Eastern Daylight Time

Printed: Friday, August 30, 2019 16:30:48 Eastern Daylight Time

Name: 5-190814A24, Date: 15-Aug-2019, Time: 04:18:36, ID: H5-19-WDM-679, Description: 1668A-CS7-018C, Vial: Tray1:2

	Target Analyte	#Hom	Total Area	Ion1 Area	Ion2 Area	Ra	Ra Fail=Y...	RT	RRT	RT LCL	RT UCL	Conc.	%Rec	Mod.Comment	Noise 1	Noise 2
72	PCB-84		1016404	629973	386430	1.63	NO	19.71	1.13	19.67	19.74	50.00000	100.0		1279	1620
73	PCB-89		1049889	649591	400298	1.62	NO	19.96	1.14	19.92	19.99	50.00000	100.0		1279	1620
74	PCB-121		1523798	942869	580929	1.62	NO	20.10	1.15	20.07	20.14	50.00000	100.0		1279	1620
75	PCB-92		1116323	691429	424894	1.63	NO	20.33	1.16	20.29	20.36	50.00000	100.0		1279	1620
76	PCB-113/90/101		3865799	2397094	1468706	1.63	NO	20.63	1.18	20.60	20.66	150.00000	100.0		1279	1620
77	PCB-83/99		2194462	1360444	834018	1.63	NO	20.95	0.91	20.91	20.98	100.00000	100.0		1279	1620
78	PCB-112		1577031	977192	599839	1.63	NO	21.03	0.91	21.00	21.06	50.00000	100.0		1279	1620
79	PCB-109/119/86/97/125/87		7643245	4730299	2912947	1.62	NO	21.21	0.92	21.18	21.25	300.00000	100.0		1279	1620
80	PCB-117/116/85/110/115		6970954	4309041	2661913	1.62	NO	21.63	0.94	21.60	21.66	250.00000	100.0	ES190815MJ	1279	1620
81	PCB-82		969199	600020	369179	1.63	NO	21.90	0.95	21.86	21.93	50.00000	100.0		1279	1620
82	PCB-111		1513545	937907	575638	1.63	NO	22.03	0.95	21.99	22.06	50.00000	100.0		1279	1620
83	PCB-120		1575155	976794	598361	1.63	NO	22.28	0.97	22.24	22.31	50.00000	100.0		1279	1620
84	* PCB-108/124		3065171	1871017	1194153	1.57	NO	22.90	0.99	22.86	22.93	100.00000	100.0		22116	3498
85	PCB-107		1661592	1013314	648278	1.56	NO	23.02	1.00	22.98	23.05	50.00000	100.0		22116	3498
86	PCB-123		1385568	845862	539706	1.57	NO	23.09	1.00	23.06	23.12	53.69281	107.4		22116	3498
87	PCB-106		1472703	898729	573974	1.57	NO	23.16	1.00	23.13	23.20	50.00000	100.0		22116	3498
88	PCB-118		1524842	931010	593832	1.57	NO	23.26	1.00	23.23	23.29	54.31592	108.6		22116	3498
89	PCB-122		1397693	857672	540021	1.59	NO	23.45	1.00	23.42	23.49	50.00000	100.0		22116	3498
90	PCB-114		1558127	951904	606223	1.57	NO	23.55	1.00	23.52	23.58	58.36768	116.7		22116	3498
91	PCB-105		1575526	958521	617006	1.55	NO	23.90	1.00	23.87	23.93	58.29423	116.6		22116	3498
92	PCB-127		1611748	992271	619477	1.60	NO	24.62	1.03	24.59	24.66	50.00000	100.0		22116	3498
93	PCB-126		1581871	973218	608653	1.60	NO	25.49	1.00	25.46	25.53	58.34033	116.7		22116	3498
94	* PCB-155		1522690	847570	675121	1.26	NO	20.51	1.00	20.48	20.54	52.20316	104.4		1061	1114
95	PCB-152		1505956	837370	668587	1.25	NO	20.66	1.01	20.63	20.69	50.00000	100.0		1061	1114
96	PCB-150		1457535	812200	645335	1.26	NO	20.73	1.01	20.70	20.77	50.00000	100.0		1061	1114
97	PCB-136		1463724	818085	645638	1.27	NO	20.95	1.02	20.91	20.98	50.00000	100.0		1061	1114
98	PCB-145		1357431	756413	601018	1.26	NO	21.09	1.03	21.06	21.13	50.00000	100.0		1061	1114
99	PCB-148		1086239	605594	480645	1.26	NO	21.83	1.07	21.80	21.87	50.00000	100.0		1061	1114
100	PCB-151/135		2104651	1171868	932783	1.26	NO	22.18	1.08	22.14	22.21	100.00000	100.0		1061	1114
101	PCB-154		1216559	676441	540118	1.25	NO	22.28	1.09	22.24	22.31	50.00000	100.0		1061	1114
102	PCB-144		1107398	616869	490529	1.26	NO	22.46	1.10	22.43	22.50	50.00000	100.0		1061	1114
103	* PCB-147/149		2287639	1255749	1031890	1.22	NO	22.65	1.11	22.62	22.69	100.00000	100.0		2432	2045
104	PCB-134/143		1889739	1036704	853036	1.22	NO	22.81	1.11	22.78	22.85	100.00000	100.0		2432	2045
105	PCB-139/140		2266030	1244597	1021432	1.22	NO	22.97	1.12	22.94	23.00	100.00000	100.0		2432	2045
106	PCB-131		841798	458687	383111	1.20	NO	23.10	0.88	23.07	23.14	50.00000	100.0		2432	2045
107	PCB-142		979643	538574	441069	1.22	NO	23.19	0.88	23.15	23.22	50.00000	100.0		2432	2045
108	PCB-132		954327	523110	431217	1.21	NO	23.31	0.88	23.31	23.38	50.00000	100.0		2432	2045
	ALC Canada Ltd.															

Quantify Sample Summary Report **MassLynx MassLynx V4.1 SCN 901**

Dataset: \\NABREWS002\Instdata\Organics Instrument\HIGHRES GCMS Completed Results Files\HR-5\1908\5-190814A3-mod-0815ES.qld

Last Altered: Thursday, August 15, 2019 17:50:29 Eastern Daylight Time

Printed: Friday, August 30, 2019 16:30:48 Eastern Daylight Time

Name: 5-190814A24, Date: 15-Aug-2019, Time: 04:18:36, ID: H5-19-WDM-679, Description: 1668A-CS7-018C, Vial: Tray1:2

	Target Analyte	#Hom	Total Area	Ion1 Area	Ion2 Area	Ra	Ra Fail=Y...	RT	RRT	RT LCL	RT UCL	Conc.	%Rec	Mod.Comment	Noise 1	Noise 2
109	PCB-133		1028381	564499	463882	1.22	NO	23.54	0.89	23.50	23.57	50.00000	100.0		2432	2045
110	PCB-165		1290688	708954	581735	1.22	NO	23.75	0.90	23.72	23.79	50.00000	100.0		2432	2045
111	PCB-146		1160753	637525	523228	1.22	NO	23.88	0.90	23.84	23.91	50.00000	100.0		2432	2045
112	PCB-161		1464207	807408	656800	1.23	NO	23.95	0.91	23.91	23.98	50.00000	100.0		2432	2045
113	PCB-153/168		2653038	1448603	1204436	1.20	NO	24.21	0.92	24.18	24.25	100.00000	100.0		2432	2045
114	PCB-141		1083406	595322	488084	1.22	NO	24.32	0.92	24.29	24.36	50.00000	100.0		2432	2045
115	PCB-130		961437	526601	434836	1.21	NO	24.54	0.93	24.51	24.57	50.00000	100.0		2432	2045
116	PCB-137/164		2517713	1381081	1136631	1.22	NO	24.71	0.94	24.68	24.74	100.00000	100.0	ES190815MJ	2432	2045
117	PCB-138/163/129		3320900	1822401	1498499	1.22	NO	24.88	0.94	24.84	24.91	150.00000	100.0		2432	2045
118	PCB-160		1316999	724458	592541	1.22	NO	24.98	0.95	24.94	25.01	50.00000	100.0		2432	2045
119	PCB-158		1629885	898818	731067	1.23	NO	25.08	0.95	25.05	25.12	50.00000	100.0		2432	2045
120	PCB-128/166		2500194	1368202	1131992	1.21	NO	25.54	0.97	25.51	25.58	100.00000	100.0		2432	2045
121	PCB-159		1580626	868745	711880	1.22	NO	26.01	0.99	25.98	26.05	50.00000	100.0		2432	2045
122	PCB-162		1455013	795465	659548	1.21	NO	26.16	0.99	26.13	26.19	50.00000	100.0		2432	2045
123	PCB-167		1619572	884818	734754	1.20	NO	26.41	1.00	26.38	26.45	54.95196	109.9		2432	2045
124	PCB-156/157		3033232	1663355	1369878	1.21	NO	27.03	1.00	27.00	27.06	108.51268	108.5		2432	2045
125	PCB-169		1550631	846205	704426	1.20	NO	28.70	1.00	28.66	28.73	54.89894	109.8		2432	2045
126	* PCB-188		1209536	608277	601259	1.01	NO	23.51	1.00	23.48	23.55	52.24244	104.5		1667	1478
127	PCB-179		1202618	605137	597481	1.01	NO	23.72	1.01	23.68	23.75	50.00000	100.0		1667	1478
128	PCB-184		1244085	623939	620146	1.01	NO	23.96	1.02	23.93	23.99	50.00000	100.0		1667	1478
129	PCB-176		1197556	603534	594022	1.02	NO	24.18	1.03	24.14	24.21	50.00000	100.0		1667	1478
130	PCB-186		1160156	580990	579166	1.00	NO	24.42	1.04	24.39	24.45	50.00000	100.0		1667	1478
131	PCB-178		891708	448224	443484	1.01	NO	25.08	1.07	25.05	25.12	50.00000	100.0		1667	1478
132	PCB-175		922500	464211	458289	1.01	NO	25.41	1.08	25.38	25.44	50.00000	100.0		1667	1478
133	PCB-187		1004332	505384	498947	1.01	NO	25.56	1.09	25.52	25.59	50.00000	100.0		1667	1478
134	PCB-182		973817	491726	482092	1.02	NO	25.65	1.09	25.62	25.69	50.00000	100.0		1667	1478
135	PCB-183		1006362	507616	498746	1.02	NO	25.87	1.10	25.84	25.90	50.00000	100.0		1667	1478
136	PCB-185		921517	464179	457338	1.01	NO	25.94	1.10	25.91	25.98	50.00000	100.0		1667	1478
137	PCB-174		961471	482817	478654	1.01	NO	26.01	1.11	25.98	26.05	50.00000	100.0		1667	1478
138	PCB-177		906415	459994	446422	1.03	NO	26.24	1.12	26.21	26.28	50.00000	100.0		1667	1478
139	PCB-181		950884	476723	474161	1.01	NO	26.45	0.88	26.42	26.48	50.00000	100.0		1667	1478
140	PCB-171/173		1784747	896423	888324	1.01	NO	26.57	0.89	26.54	26.60	100.00000	100.0		1667	1478
141	PCB-172		932311	468111	464200	1.01	NO	27.37	0.91	27.33	27.40	50.00000	100.0		1667	1478
142	PCB-192		1137499	571451	566049	1.01	NO	27.52	0.92	27.49	27.56	50.00000	100.0		1667	1478
143	PCB-180/193		2180730	1091777	1088952	1.00	NO	27.68	0.92	27.65	27.72	100.00000	100.0		1667	1478
144	PCB-191		1256382	629198	627185	1.00	NO	27.90	0.93	27.87	27.93	50.00000	100.0		1667	1478
145	PCB-179		918628	462160	456468	1.01	NO	28.39	0.95	28.36	28.43	50.00000	100.0		1667	1478

Quantify Sample Summary Report **MassLynx MassLynx V4.1 SCN 901**

Dataset: \\NABREWS002\Instdata\Organics Instrument\HIGHRES GCMS Completed Results Files\HR-5\1908\5-190814A3-mod-0815ES.qld

Last Altered: Thursday, August 15, 2019 17:50:29 Eastern Daylight Time

Printed: Friday, August 30, 2019 16:30:48 Eastern Daylight Time

Name: 5-190814A24, Date: 15-Aug-2019, Time: 04:18:36, ID: H5-19-WDM-679, Description: 1668A-CS7-018C, Vial: Tray1:2

	Target Analyte	#Hom	Total Area	Ion1 Area	Ion2 Area	Ra	Ra Fail=Y...	RT	RRT	RT LCL	RT UCL	Conc.	%Rec	Mod.Comment	Noise 1	Noise 2
146	PCB-190		1408815	709151	699663	1.01	NO	28.66	0.96	28.63	28.69	50.00000	100.0		1667	1478
147	* PCB-189		1400891	713804	687086	1.04	NO	29.99	1.00	29.95	30.02	57.10543	114.2		2305	2098
148	* PCB-202		1756222	839696	916527	0.92	NO	26.29	1.00	26.26	26.33	76.41208	101.9		1163	1376
149	PCB-201		1885424	893029	992395	0.90	NO	26.76	1.02	26.73	26.80	75.00000	100.0		1163	1376
150	PCB-204		1862386	886776	975609	0.91	NO	27.10	1.03	27.07	27.14	75.00000	100.0		1163	1376
151	PCB-197		1917404	911676	1005728	0.91	NO	27.22	1.04	27.19	27.26	75.00000	100.0		1163	1376
152	PCB-200		1870948	896941	974007	0.92	NO	27.31	1.04	27.27	27.34	75.00000	100.0		1163	1376
153	PCB-198/199		2915309	1387140	1528170	0.91	NO	28.71	0.92	28.68	28.74	150.00000	100.0		1163	1376
154	PCB-196		1505141	713915	791226	0.90	NO	29.06	0.93	29.03	29.09	75.00000	100.0		1163	1376
155	PCB-203		1617379	764353	853027	0.90	NO	29.16	0.93	29.12	29.19	75.00000	100.0		1163	1376
156	* PCB-195		1254876	599771	655106	0.92	NO	29.87	0.95	29.84	29.91	75.00000	100.0		1867	1808
157	PCB-194		1381775	655952	725823	0.90	NO	31.11	0.99	31.07	31.14	75.00000	100.0		1867	1808
158	PCB-205		1657543	790427	867116	0.91	NO	31.38	1.00	31.35	31.41	75.78489	101.0		1867	1808
159	* PCB-208		1539053	689739	849315	0.81	NO	29.73	1.00	29.69	29.76	86.60843	115.5		1954	3374
160	PCB-207		1572465	705104	867361	0.81	NO	30.21	1.02	30.17	30.24	75.00000	100.0		1954	3374
161	PCB-206		1189864	532240	657624	0.81	NO	32.46	1.00	32.43	32.50	84.90939	113.2		1954	3374
162	* PCB-209		1746171	944837	801334	1.18	NO	33.60	1.00	33.57	33.64	92.00135	122.7		929	886
163	13C-PCB-31		3656930	1880015	1776915	1.06	NO	15.78	0.87	15.75	15.82	89.19554	89.2		36332	14308
164	13C-PCB-95		1434560	880057	554503	1.59	NO	19.09	1.09	19.05	19.12	85.78941	85.8		2645	1689
165	13C-PCB-153		1959376	1111308	848068	1.31	NO	24.19	1.18	24.16	24.22	78.71079	78.7		3966	3779
166	13C-PCB-28		3744777	1923963	1820813	1.06	NO	15.95	0.94	15.91	15.98	97.17717	97.2		36332	14308
167	13C-PCB-111		1909570	1176523	733047	1.61	NO	22.02	1.07	21.98	22.05	86.13477	86.1		2645	1689
168	13C-PCB-178		1558750	801316	757434	1.06	NO	25.07	1.01	25.04	25.11	87.37609	87.4		2897	2971
169	13C-PCB-1		4558055	3424430	1133625	3.02	NO	8.88	0.75	8.85	8.92	94.02584	94.0		2908	14773
170	13C-PCB-3		4321275	3238117	1083158	2.99	NO	10.40	0.88	10.36	10.43	95.65230	95.7		2908	14773
171	13C-PCB-4		2959192	1807232	1151960	1.57	NO	10.56	0.89	10.53	10.60	96.18715	96.2		11690	3390
172	13C-PCB-15		4218990	2621817	1597173	1.64	NO	14.24	1.20	14.21	14.27	92.59256	92.6		15493	6164
173	13C-PCB-19		2301348	1147183	1154165	0.99	NO	12.55	1.06	12.52	12.59	96.78751	96.8		35896	19567
174	13C-PCB-37		3473163	1775983	1697180	1.05	NO	18.18	1.07	18.15	18.21	104.15131	104.2		36332	14308
175	13C-PCB-54		3092483	1366593	1725890	0.79	NO	14.42	0.85	14.38	14.45	109.82223	109.8		6259	5632
176	13C-PCB-81		2789928	1253674	1536255	0.82	NO	21.77	1.06	21.74	21.80	103.11422	103.1		5694	5509
177	13C-PCB-77		2809263	1271153	1538110	0.83	NO	22.06	1.07	22.03	22.10	102.61034	102.6		5694	5509
178	13C-PCB-104		2619133	1606955	1012178	1.59	NO	17.48	1.03	17.45	17.52	110.55157	110.6		1389	1850
179	13C-PCB-123		2425326	1495088	930238	1.61	NO	23.08	1.12	23.04	23.11	99.66779	99.7		4691	3505
180	13C-PCB-118		2439059	1506181	932879	1.61	NO	23.25	1.13	23.21	23.28	102.36629	102.4		4691	3505
181	13C-PCB-114		2295359	1408180	887179	1.59	NO	23.55	0.95	23.52	23.58	100.69462	100.7		4691	3505
182	13C-PCB-105 ALS Canada Ltd.		2311988	1434882	877106	1.64	NO	23.89	0.96	23.85	23.92	100.01441	100.0		4691	3505

Quantify Sample Summary Report

MassLynx MassLynx V4.1 SCN 901

Dataset: \\NABREWS002\Instdata\Organics Instrument\HIGHRES GCMS Completed Results Files\HR-5\1908\5-190814A3-mod-0815ES.qld

Last Altered: Thursday, August 15, 2019 17:50:29 Eastern Daylight Time

Printed: Friday, August 30, 2019 16:30:48 Eastern Daylight Time

Name: 5-190814A24, Date: 15-Aug-2019, Time: 04:18:36, ID: H5-19-WDM-679, Description: 1668A-CS7-018C, Vial: Tray1:2

	Target Analyte	#Hom	Total Area	Ion1 Area	Ion2 Area	Ra	Ra Fail=Y...	RT	RRT	RT LCL	RT UCL	Conc.	%Rec	Mod.Comment	Noise 1	Noise 2
183	13C-PCB-126		2321450	1435226	886224	1.62	NO	25.48	1.02	25.45	25.52	105.76212	105.8		4691	3505
184	13C-PCB-155		2743984	1530904	1213079	1.26	NO	20.49	0.99	20.46	20.53	106.47364	106.5		1383	1931
185	13C-PCB-167		2425720	1378721	1047000	1.32	NO	26.39	1.06	26.36	26.42	109.55711	109.6		3966	3779
186	13C-PCB-156/157		4571184	2598305	1972879	1.32	NO	27.02	1.09	26.98	27.05	214.57759	107.3		3966	3779
187	13C-PCB-169		2432832	1380804	1052028	1.31	NO	28.68	1.15	28.65	28.72	120.96789	121.0		3966	3779
188	13C-PCB-188		2315236	1185577	1129659	1.05	NO	23.50	0.95	23.47	23.53	95.41849	95.4		2897	2971
189	13C-PCB-189		2552722	1318576	1234146	1.07	NO	29.97	0.96	29.94	30.01	125.41948	125.4		3683	4906
190	13C-PCB-202		2120255	1009033	1111223	0.91	NO	26.27	1.06	26.23	26.30	103.60296	103.6		1530	4440
191	13C-PCB-205		2271203	1059257	1211946	0.87	NO	31.37	1.01	31.33	31.40	103.04999	103.0		2990	4333
192	13C-PCB-208		1611083	706278	904805	0.78	NO	29.71	0.96	29.68	29.75	83.41700	83.4		2706	2254
193	13C-PCB-206		1244524	548970	695553	0.79	NO	32.45	1.04	32.42	32.49	99.57717	99.6		2706	2254
194	13C-PCB-209		2104195	1144847	959348	1.19	NO	33.59	1.08	33.56	33.62	112.77343	112.8		1525	1471
195	13C-PCB-9		4852514	2965885	1886629	1.57	NO	11.83	0.48	11.79	11.86	100.00000	100.0		11690	3390
196	13C-PCB-52		2092050	945945	1146105	0.83	NO	16.95	0.68	16.91	16.98	100.00000	100.0		7934	3743
197	13C-PCB-101		1691042	1039832	651210	1.60	NO	20.62	0.83	20.59	20.65	100.00000	100.0		2645	1689
198	13C-PCB-138		1862166	1068720	793446	1.35	NO	24.87	0.00	24.83	24.90	100.00000	100.0		3966	3779
199	13C-PCB-194		1770266	826989	943277	0.88	NO	31.08	1.25	31.05	31.12	100.00000	100.0		2990	4333
200	Total MoCB-F1	10		3277498								208353.86802			1928	
201	Total DiCB-F1	8		4670772								33853.03280			1962	
202	Total DiCB-F2	6		3825037								39879.65090			5973	
203	Total TrCB-F1	1		385654								28.07572			1931	
204	Total TrCB-F2	7		3298175								15853.88725			2621	
205	Total TrCB-F3	19		9292988								327108.60858			5053	
206	Total TeCB-F2	1		815987								57.02037			1945	
207	Total TeCB-F3	13		14865665								1100.00000			1207	
208	Total TeCB-F4	23		16232616								472623.36386			1	
209	Total PeCB-F3	4		1872891								926.98017			928	
210	Total PeCB-F4	22		25565988								165749.84897			1279	
211	Total PeCB-F5	33		10758156								1169602.951...			22116	
212	Total HxCB-F4	12		7142820								1237.96422			1061	
213	Total HxCB-F5	39		21974369								813987.86197			2432	
214	Total HpCB-F5	28		12266921								284037.04825			1667	
215	Total HpCB-F6	1		847571								57.10543			2305	
216	Total OcCB-F5	8		7293526								676.41208			1163	
217	Total OcCB-F6	6		2117034								277582.91047			1867	
218	Total NoCB-F6	3		1927082								246.51781			1954	
219	Total NoCB-F7	1		944837								92.00135			928	

Quantify Sample Summary Report **MassLynx MassLynx V4.1 SCN 901**

Dataset: \\NABREWS002\Instdata\Organics Instrument\HIGHRES GCMS Completed Results Files\HR-5\1908\5-190814A3-mod-0815ES.qld

Last Altered: Thursday, August 15, 2019 17:50:29 Eastern Daylight Time

Printed: Friday, August 30, 2019 16:30:48 Eastern Daylight Time

Name: 5-190814A24, Date: 15-Aug-2019, Time: 04:18:36, ID: H5-19-WDM-679, Description: 1668A-CS7-018C, Vial: Tray1:2

	Target Analyte	#Hom	Total Area	Ion1 Area	Ion2 Area	Ra	Ra Fail=Y...	RT	RRT	RT LCL	RT UCL	Conc.	%Rec	Mod.Comment	Noise 1	Noise 2
220	Total 13C-MoCB-F1	2		6671271								189.67814			2908	
221	Total 13C-DiCB-F1	3		4779166								196.58070			11690	
222	Total 13C-DiCB-F2	1		2621817								92.59256			15493	
223	Total 13C-TrCB-F1	1		1383121								96.78751			35896	
224	Total 13C-TrCB-F3	3		5682131								290.52402			36332	
225	Total 13C-TeCB-F2	1		1366593								109.82223			6259	
226	Total 13C-TeCB-F3	6		977820								103.33808			7934	
227	Total 13C-TeCB-F4	2		2571974								205.72456			5694	
228	Total 13C-PeCB-F3	1		1607604								110.55157			1389	
229	Total 13C-PeCB-F4	13		3105523								274.82703			2645	
230	Total 13C-PeCB-F5	5		7424248								508.50523			4691	
231	Total 13C-HxCB-F4	1		1539108								106.47364			1383	
232	Total 13C-HxCB-F5	16		7591528								648.01092			3966	
233	Total 13C-HpCB-F5	2		2019810								182.79459			2897	
234	Total 13C-HpCB-F6	1		1396080								125.41948			3683	
235	Total 13C-OcCB-F5	1		1014759								103.60296			1530	
236	Total 13C-OcCB-F6	6		1929780								213.56332			2990	
237	Total 13C-NoCB-F6	2		1256036								182.99417			2706	
238	Total 13C-DeCB-F7	1		1144847								112.77343			1525	
239	Lockmass F1			0											1161248	
240	Lockmass F2			0											492538	
241	Lockmass F3			0											668340	
242	Lockmass F4			0											536281	
243	Lockmass F5			0											148952	
244	Lockmass F6			0											99429	
245	Lockmass F7			0											34880	

Quantify Sample Summary Report MassLynx MassLynx V4.1 SCN 901

Dataset: \\NABREWS002\Instdata\Organics Instrument\HIGHRES GCMS Completed Results Files\HR-5\1908\5-190814A3-mod-0815ES.qld

Last Altered: Thursday, August 15, 2019 17:50:29 Eastern Daylight Time

Printed: Friday, August 30, 2019 16:30:48 Eastern Daylight Time

Name: 5-190814A27, Date: 15-Aug-2019, Time: 06:23:17, ID: WG3116369-1, Description: MB, Vial: Tray1:19

	Target Analyte	#Hom	Total Area	Ion1 Area	Ion2 Area	Ra	Ra Fail=Y...	RT	RRT	RT LCL	RT UCL	Conc.	%Rec	Mod.Comment	Noise 1	Noise 2
1	* PCB-1		346	175	170	1.03	YES	8.85	1.00	8.82	8.89	1.94369			1095	1391
2	PCB-2		505	307	197	1.56	YES	10.26	0.99	10.22	10.29	2.57132		ES190815MA	1095	1391
3	PCB-3														1095	1391
4	*PCB-4														2185	7861
5	PCB-10														2185	7861
6	PCB-9														2185	7861
7	PCB-7														2185	7861
8	PCB-6														2185	7861
9	PCB-5														2185	7861
10	PCB-8														2185	7861
11	* PCB-14														1877	7249
12	PCB-11		11266	6756	4510	1.50	NO	13.85	0.97	13.81	13.88	60.55115			1877	7249
13	PCB-13/12														1877	7249
14	PCB-15														1877	7249
15	* PCB-19														1372	1684
16	* PCB-30/18		1549	846	703	1.20	YES	13.66	1.09	13.63	13.69	10.61919			1885	3244
17	PCB-17		732	455	277	1.64	YES	13.90	1.11	13.87	13.93	5.98187		ES190815MB	1885	3244
18	PCB-27														1885	3244
19	PCB-24														1885	3244
20	PCB-16														1885	3244
21	PCB-32		875	558	317	1.76	YES	14.49	1.16	14.46	14.52	4.84120		ES190815MA	1885	3244
22	* PCB-34														2557	2119
23	PCB-23														2557	2119
24	PCB-29/26														2557	2119
25	PCB-25														2557	2119
26	PCB-31		2599	1206	1393	0.87	YES	15.77	0.87	15.74	15.81	13.26506			2557	2119
27	PCB-28/20		3410	1792	1619	1.11	NO	15.95	0.88	15.91	15.98	18.43272			2557	2119
28	PCB-21/33		1805	802	1003	0.80	YES	16.09	0.89	16.06	16.13	10.12354			2557	2119
29	PCB-22		1175	818	356	2.30	YES	16.31	0.90	16.28	16.34	6.62728			2557	2119
30	PCB-36														2557	2119
31	PCB-39														2557	2119
32	PCB-38														2557	2119
33	PCB-35														2557	2119
34	PCB-37														2557	2119
35	* PCB-54														959	1040
36	* PCB-50/53		213	130	83	1.58	YES	15.62	1.08	15.58	15.65	1.52856			1255	1639
37	PCB-45/51		443	147	295	0.59	YES	16.09	1.11	15.99	16.06	3.30242			1255	1639

Quantify Sample Summary Report **MassLynx MassLynx V4.1 SCN 901**

Dataset: \\NABREWS002\Instdata\Organics Instrument\HIGHRES GCMS Completed Results Files\HR-5\1908\5-190814A3-mod-0815ES.qld

Last Altered: Thursday, August 15, 2019 17:50:29 Eastern Daylight Time

Printed: Friday, August 30, 2019 16:30:48 Eastern Daylight Time

Name: 5-190814A27, Date: 15-Aug-2019, Time: 06:23:17, ID: WG3116369-1, Description: MB, Vial: Tray1:19

	Target Analyte	#Hom	Total Area	Ion1 Area	Ion2 Area	Ra	Ra Fail=Y...	RT	RRT	RT LCL	RT UCL	Conc.	%Rec	Mod.Comment	Noise 1	Noise 2
38	PCB-46														1255	1639
39	PCB-52		2131	964	1167	0.83	NO	16.94	1.18	16.90	16.97	15.19956			1255	1639
40	PCB-73														1255	1639
41	PCB-43														1255	1639
42	PCB-69/49		606	161	445	0.36	YES	17.20	1.19	17.17	17.23	4.02347			1255	1639
43	PCB-48		369	149	221	0.67	NO	17.36	1.21	17.32	17.39	2.69471			1255	1639
44	PCB-44/47/65														1255	1639
45	PCB-59/62/75														1255	1639
46	PCB-42														1255	1639
47	PCB-41/71/40		605	310	295	1.05	YES	18.06	1.25	18.03	18.10	4.46558		ES190815MA	1255	1639
48	PCB-64		683	287	396	0.73	NO	18.18	1.26	18.15	18.21	4.04415			1255	1639
49	* PCB-72														1453	2190
50	PCB-68														1453	2190
51	PCB-57														1453	2190
52	PCB-58														1453	2190
53	PCB-67														1453	2190
54	PCB-63														1453	2190
55	PCB-61/70/74/76		1703	811	892	0.91	YES	19.54	0.90	19.51	19.57	9.82350		ES190815MB	1453	2190
56	PCB-66		711	398	313	1.27	YES	19.72	0.91	19.68	19.75	3.81498			1453	2190
57	PCB-55														1453	2190
58	PCB-56														1453	2190
59	PCB-60														1453	2190
60	PCB-80		312	83	229	0.36	YES	20.32	0.93	20.28	20.35	1.52198			1453	2190
61	PCB-79														1453	2190
62	PCB-78														1453	2190
63	PCB-81														1453	2190
64	PCB-77														1453	2190
65	* PCB-104														946	1399
66	PCB-96														946	1399
67	* PCB-103														1028	1427
68	PCB-94														1028	1427
69	PCB-95		1708	1038	669	1.55	NO	19.08	1.09	19.04	19.11	13.84562			1028	1427
70	PCB-100/93/102/98														1028	1427
71	PCB-88/91														1028	1427
72	PCB-84														1028	1427
73	PCB-89														1028	1427
74	PCB-121														1028	1427

Quantify Sample Summary Report

MassLynx MassLynx V4.1 SCN 901

Dataset: \\NABREWS002\Instdata\Organics Instrument\HIGHRES GCMS Completed Results Files\HR-5\1908\5-190814A3-mod-0815ES.qld

Last Altered: Thursday, August 15, 2019 17:50:29 Eastern Daylight Time

Printed: Friday, August 30, 2019 16:30:48 Eastern Daylight Time

Name: 5-190814A27, Date: 15-Aug-2019, Time: 06:23:17, ID: WG3116369-1, Description: MB, Vial: Tray1:19

	Target Analyte	#Hom	Total Area	Ion1 Area	Ion2 Area	Ra	Ra Fail=Y...	RT	RRT	RT LCL	RT UCL	Conc.	%Rec	Mod.Comment	Noise 1	Noise 2
75	PCB-92														1028	1427
76	PCB-113/90/101		1387	781	606	1.29	YES	20.62	1.18	20.59	20.65	10.32866			1028	1427
77	PCB-83/99		335	88	247	0.35	YES	20.92	0.91	20.88	20.95	2.92699		ES190815MA	1028	1427
78	PCB-112														1028	1427
79	PCB-109/119/86/97/125/87														1028	1427
80	PCB-117/116/85/110/115		1052	744	308	2.41	YES	21.68	0.94	21.64	21.71	7.23877			1028	1427
81	PCB-82														1028	1427
82	PCB-111														1028	1427
83	PCB-120														1028	1427
84	* PCB-108/124														1258	1237
85	PCB-107														1258	1237
86	PCB-123														1258	1237
87	PCB-106														1258	1237
88	PCB-118		673	365	307	1.19	YES	23.23	1.00	23.20	23.27	4.30610		ES190815MA	1258	1237
89	PCB-122														1258	1237
90	PCB-114														1258	1237
91	PCB-105														1258	1237
92	PCB-127														1258	1237
93	PCB-126														1258	1237
94	* PCB-155														831	1141
95	PCB-152														831	1141
96	PCB-150														831	1141
97	PCB-136														831	1141
98	PCB-145														831	1141
99	PCB-148														831	1141
100	PCB-151/135		220	67	153	0.44	YES	22.16	1.08	22.12	22.19	1.77010			831	1141
101	PCB-154														831	1141
102	PCB-144														831	1141
103	* PCB-147/149		562	424	138	3.07	YES	22.63	1.11	22.60	22.66	4.15721			962	963
104	PCB-134/143														962	963
105	PCB-139/140														962	963
106	PCB-131														962	963
107	PCB-142														962	963
108	PCB-132														962	963
109	PCB-133														962	963
110	PCB-165														962	963
111	PCB-146														962	963

Quantify Sample Summary Report **MassLynx MassLynx V4.1 SCN 901**

Dataset: \\NABREWS002\Instdata\Organics Instrument\HIGHRES GCMS Completed Results Files\HR-5\1908\5-190814A3-mod-0815ES.qld

Last Altered: Thursday, August 15, 2019 17:50:29 Eastern Daylight Time

Printed: Friday, August 30, 2019 16:30:48 Eastern Daylight Time

Name: 5-190814A27, Date: 15-Aug-2019, Time: 06:23:17, ID: WG3116369-1, Description: MB, Vial: Tray1:19

	Target Analyte	#Hom	Total Area	Ion1 Area	Ion2 Area	Ra	Ra Fail=Y...	RT	RRT	RT LCL	RT UCL	Conc.	%Rec	Mod.Comment	Noise 1	Noise 2
112	PCB-161														962	963
113	PCB-153/168		633	351	282	1.24	NO	24.18	0.92	24.14	24.21	4.03914		ES190815MA	962	963
114	PCB-141														962	963
115	PCB-130														962	963
116	PCB-137/164														962	963
117	PCB-138/163/129		602	399	204	1.96	YES	24.85	0.94	24.82	24.89	4.60292			962	963
118	PCB-160														962	963
119	PCB-158														962	963
120	PCB-128/166														962	963
121	PCB-159														962	963
122	PCB-162														962	963
123	PCB-167														962	963
124	PCB-156/157														962	963
125	PCB-169														962	963
126	* PCB-188														1015	961
127	PCB-179														1015	961
128	PCB-184														1015	961
129	PCB-176														1015	961
130	PCB-186														1015	961
131	PCB-178														1015	961
132	PCB-175														1015	961
133	PCB-187														1015	961
134	PCB-182														1015	961
135	PCB-183														1015	961
136	PCB-185														1015	961
137	PCB-174														1015	961
138	PCB-177														1015	961
139	PCB-181														1015	961
140	PCB-171/173														1015	961
141	PCB-172														1015	961
142	PCB-192														1015	961
143	PCB-180/193														1015	961
144	PCB-191														1015	961
145	PCB-170														1015	961
146	PCB-190														1015	961
147	* PCB-189														1314	1188
148	* PCB-202														782	1096

Quantify Sample Summary Report

MassLynx MassLynx V4.1 SCN 901

Dataset: \\NABREWS002\Instdata\Organics Instrument\HIGHRES GCMS Completed Results Files\HR-5\1908\5-190814A3-mod-0815ES.qld

Last Altered: Thursday, August 15, 2019 17:50:29 Eastern Daylight Time

Printed: Friday, August 30, 2019 16:30:48 Eastern Daylight Time

Name: 5-190814A27, Date: 15-Aug-2019, Time: 06:23:17, ID: WG3116369-1, Description: MB, Vial: Tray1:19

	Target Analyte	#Hom	Total Area	Ion1 Area	Ion2 Area	Ra	Ra Fail=Y...	RT	RRT	RT LCL	RT UCL	Conc.	%Rec	Mod.Comment	Noise 1	Noise 2
149	PCB-201														782	1096
150	PCB-204														782	1096
151	PCB-197														782	1096
152	PCB-200														782	1096
153	PCB-198/199														782	1096
154	PCB-196														782	1096
155	PCB-203														782	1096
156	* PCB-195														867	768
157	PCB-194														867	768
158	PCB-205														867	768
159	* PCB-208		2488	1189	1298	0.92	YES	29.70	1.00	29.67	29.74	21.62550			1209	2028
160	PCB-207		3057	1320	1737	0.76	NO	30.18	1.02	30.15	30.22	22.71705			1209	2028
161	PCB-206														1209	2028
162	* PCB-209		3556	1979	1578	1.25	NO	33.58	1.00	33.54	33.61	30.38527			1042	1135
163	13C-PCB-31														43538	12054
164	13C-PCB-95		432	259	172	1.51	NO	19.16	1.10	19.13	19.19	4.95391	0.1		1478	1562
165	13C-PCB-153		1172	554	617	0.90	YES	24.17	1.18	24.13	24.20	7.96599	0.2		2303	2025
166	13C-PCB-28		633450	321668	311782	1.03	NO	15.93	0.94	15.90	15.96	2594.44835	64.9		43538	12054
167	13C-PCB-111		394771	244755	150016	1.63	NO	21.99	1.07	21.96	22.02	2823.97752	70.6		1478	1562
168	13C-PCB-178		373448	190203	183245	1.04	NO	25.05	1.01	25.01	25.08	3040.16684	76.0		2409	1793
169	13C-PCB-1		655411	492051	163359	3.01	NO	8.84	0.75	8.81	8.87	2011.21115	50.3		2234	12097
170	13C-PCB-3		607452	456393	151059	3.02	NO	10.38	0.88	10.35	10.42	2000.19418	50.0		2234	12097
171	13C-PCB-4		446395	274743	171652	1.60	NO	10.54	0.89	10.50	10.57	2158.43867	54.0		11041	3801
172	13C-PCB-15		666221	417100	249120	1.67	NO	14.21	1.20	14.18	14.25	2175.01462	54.4		18599	4037
173	13C-PCB-19		336249	166908	169341	0.99	NO	12.54	1.06	12.51	12.57	2103.65482	52.6		47677	18617
174	13C-PCB-37		623923	321119	302805	1.06	NO	18.17	1.07	18.14	18.20	2953.01317	73.8		43538	12054
175	13C-PCB-54		476617	212980	263637	0.81	NO	14.40	0.85	14.36	14.43	2671.45087	66.8		7193	3874
176	13C-PCB-81		577651	262064	315587	0.83	NO	21.75	1.06	21.72	21.78	3385.82636	84.6		5989	3529
177	13C-PCB-77		592159	270725	321434	0.84	NO	22.06	1.07	22.02	22.09	3430.12582	85.8		5989	3529
178	13C-PCB-104		460843	282826	178017	1.59	NO	17.47	1.03	17.43	17.50	3084.84635	77.1		1423	1653
179	13C-PCB-123		523549	321722	201826	1.59	NO	23.05	1.12	23.02	23.09	3412.04700	85.3		3098	3094
180	13C-PCB-118		542780	335681	207099	1.62	NO	23.22	1.13	23.19	23.26	3612.69717	90.3		3098	3094
181	13C-PCB-114		510833	317785	193048	1.65	NO	23.52	0.95	23.49	23.56	3553.92212	88.8		3098	3094
182	13C-PCB-105		537998	332575	205423	1.62	NO	23.86	0.96	23.83	23.90	3690.88581	92.3		3098	3094
183	13C-PCB-126		553972	341452	212521	1.61	NO	25.46	1.02	25.42	25.49	4002.50866	100.1		3098	3094
184	13C-PCB-155		537449	302437	235012	1.29	NO	20.47	0.99	20.44	20.51	3307.28138	82.7		1437	1078
185	13C-PCB-167		585906	334566	251339	1.22	NO	26.38	1.06	26.34	26.41	3843.07167	96.1		2303	2025

Quantify Sample Summary Report

MassLynx MassLynx V4.1 SCN 901

Dataset: \\NABREWS002\Instdata\Organics Instrument\HIGHRES GCMS Completed Results Files\HR-5\1908\5-190814A3-mod-0815ES.qld

Last Altered: Thursday, August 15, 2019 17:50:29 Eastern Daylight Time

Printed: Friday, August 30, 2019 16:30:48 Eastern Daylight Time

Name: 5-190814A27, Date: 15-Aug-2019, Time: 06:23:17, ID: WG3116369-1, Description: MB, Vial: Tray1:19

	Target Analyte	#Hom	Total Area	Ion1 Area	Ion2 Area	Ra	Ra Fail=Y...	RT	RRT	RT LCL	RT UCL	Conc.	%Rec	Mod.Comment	Noise 1	Noise 2
186	13C-PCB-156/157		1139714	646577	493138	1.31	NO	27.00	1.09	26.97	27.04	7769.67259	97.1		2303	2025
187	13C-PCB-169		644277	377565	266712	1.42	NO	28.66	1.15	28.63	28.69	4652.45182	116.3		2303	2025
188	13C-PCB-188		545147	281543	263604	1.07	NO	23.48	0.94	23.44	23.51	3262.88657	81.6		2409	1793
189	13C-PCB-189		637189	329200	307989	1.07	NO	29.95	0.96	29.92	29.98	4546.53800	113.7		3508	2671
190	13C-PCB-202		515190	241496	273694	0.88	NO	26.26	1.06	26.22	26.29	3655.96742	91.4		1385	2028
191	13C-PCB-205		578538	271046	307492	0.88	NO	31.34	1.01	31.31	31.38	4059.39894	101.5		1829	3102
192	13C-PCB-208		417166	183571	233594	0.79	NO	29.69	0.96	29.66	29.72	3340.27858	83.5		1030	1435
193	13C-PCB-206		315949	138841	177108	0.78	NO	32.43	1.04	32.39	32.46	3909.41262	97.7		1030	1435
194	13C-PCB-209		519026	282886	236140	1.20	NO	33.56	1.08	33.53	33.59	4301.77549	107.5		1345	1593
195	13C-PCB-9		2609638	1580413	1029225	1.54	NO	11.81	0.48	11.78	11.85	53.77909	0.7		11041	3801
196	13C-PCB-52		1060395	477535	582860	0.82	NO	16.93	0.68	16.89	16.96	50.68688	0.6		4639	3868
197	13C-PCB-101		853043	521592	331451	1.57	NO	20.60	0.83	20.57	20.64	50.44483	0.6		1478	1562
198	13C-PCB-138		1025787	585340	440447	1.33	NO	24.84	0.00	24.81	24.88	55.08571	0.7		2303	2025
199	13C-PCB-194		915780	426229	489550	0.87	NO	31.06	1.25	31.02	31.09	51.73117	0.6		1829	3102
200	Total MoCB-F1	2		482								4.51501			1095	
201	Total DiCB-F1	1		616								1352.07274			2185	
202	Total DiCB-F2	1		6756								60.55115			1877	
203	Total TrCB-F1			0											1372	
204	Total TrCB-F2	3		1860								21.44226			1885	
205	Total TrCB-F3	4		4618								48.44861			2557	
206	Total TeCB-F2			0											959	
207	Total TeCB-F3	8		2971								1952.98434			1255	
208	Total TeCB-F4	3		1292								15.16046			1453	
209	Total PeCB-F3			0											946	
210	Total PeCB-F4	4		2650								34.34004			1028	
211	Total PeCB-F5	2		1025								1588.22584			1258	
212	Total HxCB-F4	1		67								1.77010			831	
213	Total HxCB-F5	3		1173								12.79926			962	
214	Total HpCB-F5			0											1015	
215	Total HpCB-F6			0											1314	
216	Total OcCB-F5			0											782	
217	Total OcCB-F6			0											867	
218	Total NoCB-F6	2		2509								44.34254			1209	
219	Total DeCB-F7	1		1979								30.38527			1042	
220	Total 13C-MoCB-F1	2		953402								4011.40533			2234	
221	Total 13C-DiCB-F1	2		1855155								2212.21776			11041	
222	Total 13C-DiCB-F2	1		417100								2175.01462			18598	

Quantify Sample Summary Report

MassLynx MassLynx V4.1 SCN 901

Dataset: \\NABREWS002\Instdata\Organics Instrument\HIGHRES GCMS Completed Results Files\HR-5\1908\5-190814A3-mod-0815ES.qld

Last Altered: Thursday, August 15, 2019 17:50:29 Eastern Daylight Time

Printed: Friday, August 30, 2019 16:30:48 Eastern Daylight Time

Name: 5-190814A27, Date: 15-Aug-2019, Time: 06:23:17, ID: WG3116369-1, Description: MB, Vial: Tray1:19

	Target Analyte	#Hom	Total Area	Ion1 Area	Ion2 Area	Ra	Ra Fail=Y...	RT	RRT	RT LCL	RT UCL	Conc.	%Rec	Mod.Comment	Noise 1	Noise 2
223	Total 13C-TrCB-F1	1		279454								2103.65482			47677	
224	Total 13C-TrCB-F3	2		682532								5547.46153			43538	
225	Total 13C-TeCB-F2	1		212980								2671.45087			7193	
226	Total 13C-TeCB-F3	1		477535								50.68688			4639	
227	Total 13C-TeCB-F4	2		545145								6815.95218			5989	
228	Total 13C-PeCB-F3	1		283006								3084.84635			1423	
229	Total 13C-PeCB-F4	7		768256								2879.81671			1478	
230	Total 13C-PeCB-F5	5		1703527								18272.06077			3098	
231	Total 13C-HxCB-F4	1		304222								3307.28138			1437	
232	Total 13C-HxCB-F5	11		1957629								16334.00194			2303	
233	Total 13C-HpCB-F5	2		483304								6303.05341			2409	
234	Total 13C-HpCB-F6	1		421517								4546.53800			3508	
235	Total 13C-OcCB-F5	1		243672								3655.96742			1385	
236	Total 13C-OcCB-F6	4		710113								4114.18392			1829	
237	Total 13C-NoCB-F6	2		322412								7249.69120			1030	
238	Total 13C-DeCB-F7	1		282886								4301.77549			1345	
239	Lockmass F1			0											876600	
240	Lockmass F2			0											403064	
241	Lockmass F3			0											705529	
242	Lockmass F4			0											519301	
243	Lockmass F5			0											140734	
244	Lockmass F6			0											83355	
245	Lockmass F7			0											31899	

Quantify Sample Summary Report MassLynx MassLynx V4.1 SCN 901

Dataset: \\NABREWS002\Instdata\Organics Instrument\HIGHRES GCMS Completed Results Files\HR-5\1908\5-190814A3-mod-0815ES.qld

Last Altered: Thursday, August 15, 2019 17:50:29 Eastern Daylight Time

Printed: Friday, August 30, 2019 16:30:48 Eastern Daylight Time

Name: 5-190814A34, Date: 15-Aug-2019, Time: 11:18:35, ID: L2320141-1, Description: Sample, Vial: Tray1:26

	Target Analyte	#Hom	Total Area	Ion1 Area	Ion2 Area	Ra	Ra Fail=Y...	RT	RRT	RT LCL	RT UCL	Conc.	%Rec	Mod.Comment	Noise 1	Noise 2
1	* PCB-1		3638	2683	955	2.81	NO	8.88	1.00	8.85	8.92	33.78940		ES190815MB	1500	1498
2	PCB-2		1302	1061	241	4.40	YES	10.28	0.99	10.25	10.32	11.12599		ES190815MA	1500	1498
3	PCB-3		2548	2080	468	4.44	YES	10.41	1.00	10.38	10.44	25.29175			1500	1498
4	*PCB-4		5977	3553	2424	1.47	NO	10.58	1.00	10.55	10.61	101.94438			2214	5126
5	PCB-10														2214	5126
6	PCB-9														2214	5126
7	PCB-7														2214	5126
8	PCB-6		2888	1695	1194	1.42	NO	12.11	1.15	12.07	12.14	27.70377			2214	5126
9	PCB-5														2214	5126
10	PCB-8		12993	8041	4951	1.62	NO	12.37	1.17	12.34	12.41	115.91987			2214	5126
11	* PCB-14														2655	4573
12	PCB-11		24168	14009	10158	1.38	NO	13.87	0.97	13.84	13.91	229.47669			2655	4573
13	PCB-13/12														2655	4573
14	PCB-15		2333	1576	757	2.08	YES	14.25	1.00	14.22	14.28	24.12291			2655	4573
15	* PCB-19		1502	699	802	0.87	YES	12.58	1.00	12.55	12.62	26.30673			1441	1374
16	* PCB-30/18		9172	4677	4495	1.04	NO	13.69	1.09	13.66	13.72	114.98449			2145	1579
17	PCB-17		3741	1816	1925	0.94	NO	13.94	1.11	13.90	13.97	55.90402		ES190815MB	2145	1579
18	PCB-27		762	411	350	1.17	NO	14.06	1.12	14.02	14.09	8.10968			2145	1579
19	PCB-24		197	84	113	0.74	YES	14.16	1.13	14.12	14.19	2.20097		ES190815MB	2145	1579
20	PCB-16		2758	1476	1282	1.15	NO	14.22	1.13	14.19	14.26	48.97806		ES190815MB	2145	1579
21	PCB-32		3114	1773	1341	1.32	YES	14.52	1.16	14.48	14.55	31.48087			2145	1579
22	* PCB-34														1732	2320
23	PCB-23														1732	2320
24	PCB-29/26		2497	1473	1024	1.44	YES	15.49	0.85	15.45	15.52	24.57525			1732	2320
25	PCB-25		873	476	396	1.20	YES	15.61	0.86	15.57	15.64	8.46376			1732	2320
26	PCB-31		9257	4500	4757	0.95	NO	15.80	0.87	15.77	15.83	86.37561			1732	2320
27	PCB-28/20		9464	4590	4874	0.94	NO	15.97	0.88	15.93	16.00	93.52755			1732	2320
28	PCB-21/33		5683	2481	3202	0.77	YES	16.10	0.88	16.07	16.14	58.28691			1732	2320
29	PCB-22		3573	1882	1692	1.11	NO	16.34	0.90	16.31	16.37	36.85555			1732	2320
30	PCB-36														1732	2320
31	PCB-39														1732	2320
32	PCB-38														1732	2320
33	PCB-35														1732	2320
34	PCB-37		1441	775	666	1.16	NO	18.21	1.00	18.18	18.24	16.72352		ES190815MA	1732	2320
35	* PCB-54														632	1314
36	* PCB-50/53		982	451	531	0.85	NO	15.64	1.08	15.60	15.67	12.02481			1398	2010
37	PCB-45/51		1529	660	869	0.78	NO	16.07	1.11	16.03	16.10	19.44274			1398	2010

Quantify Sample Summary Report

MassLynx MassLynx V4.1 SCN 901

Dataset: \\NABREWS002\Instdata\Organics Instrument\HIGHRES GCMS Completed Results Files\HR-5\1908\5-190814A3-mod-0815ES.qld

Last Altered: Thursday, August 15, 2019 17:50:29 Eastern Daylight Time

Printed: Friday, August 30, 2019 16:30:48 Eastern Daylight Time

Name: 5-190814A34, Date: 15-Aug-2019, Time: 11:18:35, ID: L2320141-1, Description: Sample, Vial: Tray1:26

	Target Analyte	#Hom	Total Area	Ion1 Area	Ion2 Area	Ra	Ra Fail=Y...	RT	RRT	RT LCL	RT UCL	Conc.	%Rec	Mod.Comment	Noise 1	Noise 2
38	PCB-46														1398	2010
39	PCB-52		9476	4222	5254	0.80	NO	16.97	1.18	16.93	17.00	115.23391			1398	2010
40	PCB-73		318	148	170	0.87	NO	17.10	1.19	17.07	17.14	2.99205			1398	2010
41	PCB-43														1398	2010
42	PCB-69/49		3249	1603	1645	0.97	YES	17.24	1.20	17.21	17.27	36.77465			1398	2010
43	PCB-48		1076	431	645	0.67	NO	17.40	1.21	17.36	17.43	13.38983			1398	2010
44	PCB-44/47/65		6475	2812	3663	0.77	NO	17.54	1.22	17.51	17.58	75.19782			1398	2010
45	PCB-59/62/75		708	272	436	0.62	YES	17.72	1.23	17.69	17.75	6.57678			1398	2010
46	PCB-42		1014	433	580	0.75	NO	17.83	1.24	17.79	17.86	14.71135			1398	2010
47	PCB-41/71/40		2366	956	1411	0.68	NO	18.10	1.26	18.07	18.13	29.76204			1398	2010
48	PCB-64		2469	1054	1415	0.74	NO	18.22	1.26	18.19	18.25	24.91250			1398	2010
49	* PCB-72														1101	2115
50	PCB-68		338	164	174	0.94	YES	18.79	0.86	18.76	18.82	3.05287			1101	2115
51	PCB-57														1101	2115
52	PCB-58														1101	2115
53	PCB-67														1101	2115
54	PCB-63														1101	2115
55	PCB-61/70/74/76		7397	3159	4238	0.75	NO	19.58	0.90	19.54	19.61	72.74092			1101	2115
56	PCB-66		2795	1274	1521	0.84	NO	19.75	0.91	19.72	19.79	25.57140			1101	2115
57	PCB-55														1101	2115
58	PCB-56		907	400	507	0.79	NO	20.13	0.92	20.10	20.16	8.97308			1101	2115
59	PCB-60														1101	2115
60	PCB-80														1101	2115
61	PCB-79														1101	2115
62	PCB-78														1101	2115
63	PCB-81														1101	2115
64	PCB-77														1101	2115
65	* PCB-104														791	944
66	PCB-96														791	944
67	* PCB-103														1037	1579
68	PCB-94														1037	1579
69	PCB-95		5808	3728	2079	1.79	YES	19.10	1.09	19.07	19.14	77.89075			1037	1579
70	PCB-100/93/102/98														1037	1579
71	PCB-88/91		774	571	203	2.81	YES	19.58	1.12	19.54	19.61	11.07605		ES190815MB	1037	1579
72	PCB-84		1242	667	575	1.16	YES	19.72	1.13	19.68	19.75	19.40343			1037	1579
73	PCB-89														1037	1579
74	PCB-121														1037	1579

Quantify Sample Summary Report **MassLynx MassLynx V4.1 SCN 901**

Dataset: \\NABREWS002\Instdata\Organics Instrument\HIGHRES GCMS Completed Results Files\HR-5\1908\5-190814A3-mod-0815ES.qld

Last Altered: Thursday, August 15, 2019 17:50:29 Eastern Daylight Time

Printed: Friday, August 30, 2019 16:30:48 Eastern Daylight Time

Name: 5-190814A34, Date: 15-Aug-2019, Time: 11:18:35, ID: L2320141-1, Description: Sample, Vial: Tray1:26

	Target Analyte	#Hom	Total Area	Ion1 Area	Ion2 Area	Ra	Ra Fail=Y...	RT	RRT	RT LCL	RT UCL	Conc.	%Rec	Mod.Comment	Noise 1	Noise 2
75	PCB-92		886	586	300	1.95	YES	20.33	1.16	20.29	20.36	12.60601			1037	1579
76	PCB-113/90/101		6688	4185	2503	1.67	NO	20.64	1.18	20.61	20.67	82.39612			1037	1579
77	PCB-83/99		2139	1381	757	1.82	YES	20.95	0.91	20.92	20.99	30.94382			1037	1579
78	PCB-112														1037	1579
79	PCB-109/119/86/97/125/87		2739	1662	1077	1.54	NO	21.30	0.92	21.26	21.33	34.13507		ES190815MJ	1037	1579
80	PCB-117/116/85/110/115		7369	4582	2787	1.64	NO	21.71	0.94	21.68	21.75	83.91727		ES190815MJ	1037	1579
81	PCB-82														1037	1579
82	PCB-111														1037	1579
83	PCB-120														1037	1579
84	* PCB-108/124														1231	1573
85	PCB-107		251	177	74	2.38	YES	23.04	1.00	23.01	23.07	2.40070			1231	1573
86	PCB-123														1231	1573
87	PCB-106														1231	1573
88	PCB-118		3178	2182	996	2.19	YES	23.26	1.00	23.23	23.29	32.81388			1231	1573
89	PCB-122														1231	1573
90	PCB-114														1231	1573
91	PCB-105														1231	1573
92	PCB-127														1231	1573
93	PCB-126		1141	252	889	0.28	YES	25.49	1.00	25.46	25.53	11.46439			1231	1573
94	* PCB-155														630	804
95	PCB-152														630	804
96	PCB-150														630	804
97	PCB-136		1216	630	586	1.08	NO	20.95	1.02	20.92	20.99	11.20215			630	804
98	PCB-145														630	804
99	PCB-148														630	804
100	PCB-151/135		2075	1228	847	1.45	YES	22.17	1.08	22.13	22.20	26.58719		ES190815MJ	630	804
101	PCB-154														630	804
102	PCB-144		263	158	105	1.50	YES	22.48	1.10	22.45	22.51	3.20055		ES190815MA	630	804
103	* PCB-147/149		4098	2322	1776	1.31	NO	22.67	1.11	22.63	22.70	48.31668			828	1032
104	PCB-134/143														828	1032
105	PCB-139/140														828	1032
106	PCB-131														828	1032
107	PCB-142														828	1032
108	PCB-132		1125	571	553	1.03	YES	23.36	0.88	23.32	23.39	15.89448			828	1032
109	PCB-133														828	1032
110	PCB-165														828	1032
111	PCB-146		378	215	163	1.22	NO	23.89	0.90	23.85	23.92	4.39099			828	1032

Quantify Sample Summary Report **MassLynx MassLynx V4.1 SCN 901**

Dataset: \\NABREWS002\Instdata\Organics Instrument\HIGHRES GCMS Completed Results Files\HR-5\1908\5-190814A3-mod-0815ES.qld

Last Altered: Thursday, August 15, 2019 17:50:29 Eastern Daylight Time

Printed: Friday, August 30, 2019 16:30:48 Eastern Daylight Time

Name: 5-190814A34, Date: 15-Aug-2019, Time: 11:18:35, ID: L2320141-1, Description: Sample, Vial: Tray1:26

	Target Analyte	#Hom	Total Area	Ion1 Area	Ion2 Area	Ra	Ra Fail=Y...	RT	RRT	RT LCL	RT UCL	Conc.	%Rec	Mod.Comment	Noise 1	Noise 2
112	PCB-161														828	1032
113	PCB-153/168		3623	1936	1687	1.15	NO	24.20	0.92	24.17	24.23	36.83770			828	1032
114	PCB-141		810	482	328	1.47	YES	24.33	0.92	24.30	24.37	10.07917			828	1032
115	PCB-130														828	1032
116	PCB-137/164		331	193	137	1.41	NO	24.66	0.93	24.63	24.69	3.54107			828	1032
117	PCB-138/163/129		2442	1309	1134	1.15	NO	24.88	0.94	24.84	24.91	29.75384			828	1032
118	PCB-160														828	1032
119	PCB-158		476	307	169	1.82	YES	25.07	0.95	25.04	25.11	3.93876			828	1032
120	PCB-128/166		521	256	264	0.97	YES	25.56	0.97	25.52	25.59	5.61816			828	1032
121	PCB-159														828	1032
122	PCB-162														828	1032
123	PCB-167														828	1032
124	PCB-156/157		403	203	200	1.02	YES	27.03	1.00	27.00	27.06	3.66126			828	1032
125	PCB-169														828	1032
126	* PCB-188														920	696
127	PCB-179		1226	672	554	1.21	YES	23.72	1.01	23.68	23.75	13.26640			920	696
128	PCB-184														920	696
129	PCB-176		406	256	150	1.71	YES	24.18	1.03	24.14	24.21	4.40709			920	696
130	PCB-186														920	696
131	PCB-178														920	696
132	PCB-175														920	696
133	PCB-187		1815	940	875	1.08	NO	25.56	1.09	25.52	25.59	23.51279			920	696
134	PCB-182														920	696
135	PCB-183		594	306	288	1.06	NO	25.86	1.10	25.82	25.89	7.67517		ES190815MB	920	696
136	PCB-185														920	696
137	PCB-174		732	449	284	1.58	YES	26.01	1.11	25.98	26.05	9.90792		ES190815MB	920	696
138	PCB-177		459	188	271	0.69	YES	26.26	1.12	26.22	26.29	6.58749			920	696
139	PCB-181														920	696
140	PCB-171/173														920	696
141	PCB-172														920	696
142	PCB-192														920	696
143	PCB-180/193		1293	832	461	1.81	YES	27.72	0.92	27.68	27.75	15.42644			920	696
144	PCB-191														920	696
145	PCB-170														920	696
146	PCB-190														920	696
147	* PCB-189														947	846
148	* PCB-202 ALS Canada Ltd.		449	222	226	0.98	NO	26.28	1.00	26.25	26.31	5.04878		ES190815MA	213	1063

Quantify Sample Summary Report **MassLynx MassLynx V4.1 SCN 901**

Dataset: \\NABREWS002\Instdata\Organics Instrument\HIGHRES GCMS Completed Results Files\HR-5\1908\5-190814A3-mod-0815ES.qld

Last Altered: Thursday, August 15, 2019 17:50:29 Eastern Daylight Time

Printed: Friday, August 30, 2019 16:30:48 Eastern Daylight Time

Name: 5-190814A34, Date: 15-Aug-2019, Time: 11:18:35, ID: L2320141-1, Description: Sample, Vial: Tray1:26

	Target Analyte	#Hom	Total Area	Ion1 Area	Ion2 Area	Ra	Ra Fail=Y...	RT	RRT	RT LCL	RT UCL	Conc.	%Rec	Mod.Comment	Noise 1	Noise 2
149	PCB-201		486	330	156	2.11	YES	26.78	1.02	26.74	26.81	4.89136		ES190815MA	813	1063
150	PCB-204														813	1063
151	PCB-197														813	1063
152	PCB-200		342	246	96	2.54	YES	27.33	1.04	27.30	27.36	3.46541			813	1063
153	PCB-198/199		545	238	307	0.77	NO	28.71	0.92	28.68	28.74	7.08558			813	1063
154	PCB-196														813	1063
155	PCB-203		216	128	88	1.45	YES	29.16	0.93	29.12	29.19	2.53263			813	1063
156	* PCB-195														850	939
157	PCB-194														850	939
158	PCB-205														850	939
159	* PCB-208		2192	970	1221	0.79	NO	29.74	1.00	29.71	29.77	30.10211			1067	2434
160	PCB-207		2703	1208	1495	0.81	NO	30.21	1.02	30.17	30.24	31.71506		ES190815MB	1067	2434
161	PCB-206														1067	2434
162	* PCB-209		3485	2016	1468	1.37	YES	33.62	1.00	33.59	33.65	47.46203			832	752
163	13C-PCB-31		541877	284074	257802	1.10	NO	15.78	0.87	15.75	15.82	5813.36209	145.3		30675	14910
164	13C-PCB-95		236142	144555	91587	1.58	NO	19.10	1.09	19.06	19.13	4483.88643	112.1		1218	1153
165	13C-PCB-153		410044	236340	173704	1.36	NO	24.19	1.18	24.16	24.22	4442.81456	111.1		2087	1943
166	13C-PCB-28		395842	205340	190502	1.08	NO	15.96	0.94	15.92	15.99	2109.02920	52.7		30675	14910
167	13C-PCB-111		252104	155869	96235	1.62	NO	22.02	1.07	21.98	22.05	2403.29958	60.1		1218	1153
168	13C-PCB-178		252035	130388	121647	1.07	NO	25.07	1.01	25.04	25.11	2659.97556	66.5		2059	1515
169	13C-PCB-1		396928	296271	100657	2.94	NO	8.87	0.75	8.84	8.90	1466.34393	36.7		2432	14449
170	13C-PCB-3		355941	268517	87424	3.07	NO	10.40	0.88	10.36	10.43	1410.96882	35.3		2432	14449
171	13C-PCB-4		257424	156768	100656	1.56	NO	10.56	0.89	10.53	10.60	1498.47593	37.5		16085	3236
172	13C-PCB-15		372371	231843	140527	1.65	NO	14.25	1.21	14.22	14.28	1463.52186	36.6		18130	4402
173	13C-PCB-19		198206	96944	101262	0.96	NO	12.57	1.06	12.54	12.60	1492.83071	37.3		36265	14656
174	13C-PCB-37		326934	164335	162599	1.01	NO	18.20	1.07	18.17	18.23	2012.89605	50.3		30675	14910
175	13C-PCB-54		276911	120913	155998	0.78	NO	14.42	0.85	14.38	14.45	2019.04502	50.5		3979	2985
176	13C-PCB-81		344323	157746	186577	0.85	NO	21.79	1.06	21.75	21.82	2689.53527	67.2		4450	2967
177	13C-PCB-77		344388	155660	188727	0.82	NO	22.08	1.07	22.05	22.12	2658.46976	66.5		4450	2967
178	13C-PCB-104		266944	164072	102871	1.59	NO	17.49	1.03	17.46	17.53	2381.29096	59.5		1140	1364
179	13C-PCB-123		314598	194952	119645	1.63	NO	23.08	1.12	23.04	23.11	2732.28288	68.3		2130	1927
180	13C-PCB-118		336607	207561	129046	1.61	NO	23.25	1.13	23.21	23.28	2985.68343	74.6		2130	1927
181	13C-PCB-114		313773	196979	116794	1.69	NO	23.55	0.95	23.52	23.58	2909.08819	72.7		2130	1927
182	13C-PCB-105		326765	203854	122911	1.66	NO	23.90	0.96	23.87	23.93	2987.43571	74.7		2130	1927
183	13C-PCB-126		340856	214219	126636	1.69	NO	25.49	1.03	25.46	25.53	3281.91295	82.0		2130	1927
184	13C-PCB-155		322521	181019	141502	1.28	NO	20.50	0.99	20.47	20.53	2644.86502	66.1		1206	1140
185	13C-PCB-157		379425	214793	164631	1.22	NO	26.40	1.06	26.37	26.43	3226.45824	80.7		2087	1943

Quantify Sample Summary Report **MassLynx MassLynx V4.1 SCN 901**

Dataset: \\NABREWS002\Instdata\Organics Instrument\HIGHRES GCMS Completed Results Files\HR-5\1908\5-190814A3-mod-0815ES.qld

Last Altered: Thursday, August 15, 2019 17:50:29 Eastern Daylight Time

Printed: Friday, August 30, 2019 16:30:48 Eastern Daylight Time

Name: 5-190814A34, Date: 15-Aug-2019, Time: 11:18:35, ID: L2320141-1, Description: Sample, Vial: Tray1:26

	Target Analyte	#Hom	Total Area	Ion1 Area	Ion2 Area	Ra	Ra Fail=Y...	RT	RRT	RT LCL	RT UCL	Conc.	%Rec	Mod.Comment	Noise 1	Noise 2
186	13C-PCB-156/157		720066	412024	308042	1.34	NO	27.03	1.09	27.00	27.06	6363.97664	79.5		2087	1943
187	13C-PCB-169		404458	236777	167680	1.41	NO	28.68	1.15	28.65	28.72	3786.44462	94.7		2087	1943
188	13C-PCB-188		340488	175382	165106	1.06	NO	23.50	0.95	23.47	23.53	2642.04449	66.1		2059	1515
189	13C-PCB-189		407835	209159	198676	1.05	NO	29.97	0.96	29.94	30.01	3772.64886	94.3		2652	2034
190	13C-PCB-202		327831	153930	173901	0.89	NO	26.28	1.06	26.25	26.31	3016.02321	75.4		1341	1477
191	13C-PCB-205		367080	172604	194476	0.89	NO	31.37	1.01	31.33	31.40	3398.30314	85.0		941	1524
192	13C-PCB-208		264030	114989	149041	0.77	NO	29.71	0.96	29.68	29.75	2789.32487	69.7		955	1572
193	13C-PCB-206		200230	87408	112822	0.77	NO	32.45	1.04	32.42	32.49	3268.84486	81.7		955	1572
194	13C-PCB-209		325581	177015	148567	1.19	NO	33.59	1.08	33.56	33.62	3560.32387	89.0		1045	766
195	13C-PCB-9		2167706	1327123	840584	1.58	NO	11.83	0.48	11.79	11.86	44.67182	0.6		16085	3236
196	13C-PCB-52		815154	369835	445319	0.83	NO	16.96	0.68	16.92	16.99	38.96438	0.5		3620	1930
197	13C-PCB-101		640116	392826	247290	1.59	NO	20.63	0.83	20.60	20.66	37.85336	0.5		1218	1153
198	13C-PCB-138		791239	451642	339597	1.33	NO	24.87	0.00	24.83	24.90	42.49025	0.5		2087	1943
199	13C-PCB-194		694096	323077	371019	0.87	NO	31.10	1.25	31.06	31.13	39.20856	0.5		941	1524
200	Total MoCB-F1	3		5823								70.20713			1500	
201	Total DiCB-F1	3		13289								245.56802			2214	
202	Total DiCB-F2	2		15585								253.59960			2655	
203	Total TrCB-F1	1		699								26.30673			1441	
204	Total TrCB-F2	6		10237								261.65810			2145	
205	Total TrCB-F3	7		16177								324.80815			1732	
206	Total TeCB-F2			0											632	
207	Total TeCB-F3	11		13042								351.01849			1398	
208	Total TeCB-F4	5		5255								462.48185			1101	
209	Total PeCB-F3			0											791	
210	Total PeCB-F4	9		17362								353.94030			1037	
211	Total PeCB-F5	5		9617								50129.06939			1231	
212	Total HxCB-F4	3		2016								40.98989			630	
213	Total HxCB-F5	11		7854								306.52975			828	
214	Total HpCB-F5	8		3849								430.46633			920	
215	Total HpCB-F6			0											947	
216	Total OcCB-F5	6		1277								241.03315			813	
217	Total OcCB-F6			0											850	
218	Total NoCB-F6	2		2178								61.81718			1067	
219	Total DeCB-F7	1		2016								47.46203			832	
220	Total 13C-MoCB-F1	2		564788								2877.31274			2432	
221	Total 13C-DiCB-F1	2		1483890								1543.14775			16085	
222	Total 13C-DiCB-F2	1		573707								1463.52186			2436	

Quantify Sample Summary Report **MassLynx MassLynx V4.1 SCN 901**

Dataset: \\NABREWS002\Instdata\Organics Instrument\HIGHRES GCMS Completed Results Files\HR-5\1908\5-190814A3-mod-0815ES.qld

Last Altered: Thursday, August 15, 2019 17:50:29 Eastern Daylight Time

Printed: Friday, August 30, 2019 16:30:48 Eastern Daylight Time

Name: 5-190814A34, Date: 15-Aug-2019, Time: 11:18:35, ID: L2320141-1, Description: Sample, Vial: Tray1:26

	Target Analyte	#Hom	Total Area	Ion1 Area	Ion2 Area	Ra	Ra Fail=Y...	RT	RRT	RT LCL	RT UCL	Conc.	%Rec	Mod.Comment	Noise 1	Noise 2
223	Total 13C-TrCB-F1	1		217052								1492.83071			36265	
224	Total 13C-TrCB-F3	3		700685								9935.28734			30675	
225	Total 13C-TeCB-F2	1		121118								2019.04502			3979	
226	Total 13C-TeCB-F3	3		374193								39.37656			3620	
227	Total 13C-TeCB-F4	2		319344								5348.00503			4450	
228	Total 13C-PeCB-F3	1		164397								2381.29096			1140	
229	Total 13C-PeCB-F4	8		695464								6925.72149			1218	
230	Total 13C-PeCB-F5	5		1058623								14896.40315			2130	
231	Total 13C-HxCB-F4	1		181992								2644.86502			1206	
232	Total 13C-HxCB-F5	12		1562712								17867.05968			2087	
233	Total 13C-HpCB-F5	2		314143								5302.02005			2059	
234	Total 13C-HpCB-F6	1		322020								3772.64886			2652	
235	Total 13C-OcCB-F5	1		161882								3016.02321			1341	
236	Total 13C-OcCB-F6	4		504735								3439.71203			941	
237	Total 13C-NoCB-F6	2		202679								6058.16973			955	
238	Total 13C-DeCB-F7	1		177015								3560.32387			1045	
239	Lockmass F1			0											491920	
240	Lockmass F2			0											222554	
241	Lockmass F3			0											469996	
242	Lockmass F4			0											282926	
243	Lockmass F5			0											91229	
244	Lockmass F6			0											53673	
245	Lockmass F7			0											26927	

Quantify Sample Summary Report **MassLynx MassLynx V4.1 SCN 901**

Dataset: \\NABREWS002\Instdata\Organics Instrument\HIGHRES GCMS Completed Results Files\HR-5\1908\5-190814A3-mod-0815ES.qld

Last Altered: Thursday, August 15, 2019 17:50:29 Eastern Daylight Time

Printed: Friday, August 30, 2019 16:30:48 Eastern Daylight Time

Name: 5-190814A35, Date: 15-Aug-2019, Time: 12:00:40, ID: L2320141-2, Description: Sample, Vial: Tray1:27

	Target Analyte	#Hom	Total Area	Ion1 Area	Ion2 Area	Ra	Ra Fail=Y...	RT	RRT	RT LCL	RT UCL	Conc.	%Rec	Mod.Comment	Noise 1	Noise 2
1	* PCB-1		6434	4804	1631	2.95	NO	8.88	1.00	8.85	8.92	49.89754			1882	1154
2	PCB-2		2190	1616	574	2.82	NO	10.28	0.99	10.25	10.32	15.29533			1882	1154
3	PCB-3		3180	2452	727	3.37	NO	10.41	1.00	10.38	10.44	25.19250			1882	1154
4	*PCB-4		11744	6590	5154	1.28	YES	10.58	1.00	10.55	10.61	156.80334			1568	5494
5	PCB-10														1568	5494
6	PCB-9		2227	1123	1104	1.02	YES	11.84	1.12	11.81	11.87	16.65613			1568	5494
7	PCB-7														1568	5494
8	PCB-6		5618	3214	2404	1.34	NO	12.11	1.15	12.07	12.14	41.46103			1568	5494
9	PCB-5														1568	5494
10	PCB-8		28105	16574	11531	1.44	NO	12.39	1.17	12.35	12.42	192.93840			1568	5494
11	* PCB-14														2350	5058
12	PCB-11		41261	25248	16014	1.58	NO	13.87	0.97	13.84	13.91	301.46272			2350	5058
13	PCB-13/12		1841	1641	200	8.19	YES	14.05	0.99	14.01	14.08	13.10592			2350	5058
14	PCB-15		5474	3338	2136	1.56	NO	14.26	1.00	14.23	14.29	43.04126			2350	5058
15	* PCB-19		2501	1245	1255	0.99	NO	12.58	1.00	12.55	12.62	33.27867			1544	1254
16	* PCB-30/18		18629	9909	8720	1.14	NO	13.69	1.09	13.66	13.72	172.84448			1403	1603
17	PCB-17		7420	3765	3654	1.03	NO	13.94	1.11	13.90	13.97	82.05640			1403	1603
18	PCB-27		1498	784	714	1.10	NO	14.07	1.12	14.03	14.10	11.80519			1403	1603
19	PCB-24		469	242	227	1.06	NO	14.16	1.13	14.12	14.19	3.87271		ES190815MB	1403	1603
20	PCB-16		5329	2953	2376	1.24	YES	14.22	1.13	14.19	14.26	70.04268		ES190815MB	1403	1603
21	PCB-32		5992	3165	2827	1.12	NO	14.52	1.16	14.48	14.55	44.83932			1403	1603
22	* PCB-34														1570	1589
23	PCB-23														1570	1589
24	PCB-29/26		4356	2380	1977	1.20	YES	15.49	0.85	15.45	15.52	31.72733			1570	1589
25	PCB-25		1789	666	1123	0.59	YES	15.63	0.86	15.59	15.66	12.84126			1570	1589
26	PCB-31		18329	9193	9136	1.01	NO	15.80	0.87	15.77	15.83	126.57903			1570	1589
27	PCB-28/20		18682	9640	9042	1.07	NO	15.97	0.88	15.93	16.00	136.64289			1570	1589
28	PCB-21/33		11378	5924	5453	1.09	NO	16.11	0.89	16.08	16.15	86.35937			1570	1589
29	PCB-22		6708	3871	2836	1.37	YES	16.34	0.90	16.31	16.37	51.20517			1570	1589
30	PCB-36														1570	1589
31	PCB-39														1570	1589
32	PCB-38														1570	1589
33	PCB-35														1570	1589
34	PCB-37		2581	1261	1320	0.96	NO	18.21	1.00	18.18	18.24	21.83008			1570	1589
35	* PCB-54														934	1107
36	* PCB-50/53		1990	795	1195	0.66	NO	15.64	1.08	15.61	15.68	20.11166			1221	1336
37	PCB-45/51		2669	1129	1540	0.72	NO	16.06	1.11	16.02	16.09	28.02738			1221	1336

Quantify Sample Summary Report **MassLynx MassLynx V4.1 SCN 901**

Dataset: \\NABREWS002\Instdata\Organics Instrument\HIGHRES GCMS Completed Results Files\HR-5\1908\5-190814A3-mod-0815ES.qld

Last Altered: Thursday, August 15, 2019 17:50:29 Eastern Daylight Time

Printed: Friday, August 30, 2019 16:30:48 Eastern Daylight Time

Name: 5-190814A35, Date: 15-Aug-2019, Time: 12:00:40, ID: L2320141-2, Description: Sample, Vial: Tray1:27

	Target Analyte	#Hom	Total Area	Ion1 Area	Ion2 Area	Ra	Ra Fail=Y...	RT	RRT	RT LCL	RT UCL	Conc.	%Rec	Mod.Comment	Noise 1	Noise 2
38	PCB-46		625	336	289	1.16	YES	16.21	1.12	16.18	16.25	7.35060			1221	1336
39	PCB-52		16839	7182	9657	0.74	NO	16.97	1.18	16.93	17.00	169.06827			1221	1336
40	PCB-73														1221	1336
41	PCB-43														1221	1336
42	PCB-69/49		6112	2827	3285	0.86	NO	17.24	1.20	17.21	17.27	57.12361			1221	1336
43	PCB-48		1777	776	1002	0.77	NO	17.41	1.21	17.37	17.44	18.26199			1221	1336
44	PCB-44/47/65														1221	1336
45	PCB-59/62/75		792	283	508	0.56	YES	17.70	1.23	17.67	17.73	6.07201			1221	1336
46	PCB-42		2018	767	1251	0.61	YES	17.83	1.24	17.79	17.86	24.18154			1221	1336
47	PCB-41/71/40		3684	1552	2133	0.73	NO	18.09	1.25	18.06	18.13	38.26291		ES190815MJ	1221	1336
48	PCB-64		4558	2053	2504	0.82	NO	18.22	1.26	18.19	18.25	37.97415			1221	1336
49	* PCB-72														1483	1854
50	PCB-68														1483	1854
51	PCB-57														1483	1854
52	PCB-58														1483	1854
53	PCB-67														1483	1854
54	PCB-63														1483	1854
55	PCB-61/70/74/76		12524	5519	7006	0.79	NO	19.57	0.90	19.53	19.60	101.68912			1483	1854
56	PCB-66		3763	1663	2100	0.79	NO	19.75	0.91	19.72	19.79	28.42000			1483	1854
57	PCB-55														1483	1854
58	PCB-56		1945	761	1184	0.64	YES	20.13	0.92	20.10	20.16	15.89143			1483	1854
59	PCB-60		1137	401	736	0.55	YES	20.25	0.93	20.22	20.28	9.26246			1483	1854
60	PCB-80														1483	1854
61	PCB-79														1483	1854
62	PCB-78														1483	1854
63	PCB-81														1483	1854
64	PCB-77														1483	1854
65	* PCB-104														659	1251
66	PCB-96														659	1251
67	* PCB-103														1118	1917
68	PCB-94														1118	1917
69	PCB-95		8781	5281	3500	1.51	NO	19.11	1.09	19.08	19.15	97.84315			1118	1917
70	PCB-100/93/102/98		309	177	133	1.33	NO	19.30	1.10	19.27	19.33	3.71759			1118	1917
71	PCB-88/91		1287	723	563	1.28	YES	19.57	1.12	19.53	19.60	15.29285			1118	1917
72	PCB-84		2678	1508	1170	1.29	YES	19.72	1.13	19.68	19.75	34.75417			1118	1917
73	PCB-89														1118	1917
74	PCB-121														1118	1917

Quantify Sample Summary Report **MassLynx MassLynx V4.1 SCN 901**

Dataset: \\NABREWS002\Instdata\Organics Instrument\HIGHRES GCMS Completed Results Files\HR-5\1908\5-190814A3-mod-0815ES.qld

Last Altered: Thursday, August 15, 2019 17:50:29 Eastern Daylight Time

Printed: Friday, August 30, 2019 16:30:48 Eastern Daylight Time

Name: 5-190814A35, Date: 15-Aug-2019, Time: 12:00:40, ID: L2320141-2, Description: Sample, Vial: Tray1:27

	Target Analyte	#Hom	Total Area	Ion1 Area	Ion2 Area	Ra	Ra Fail=Y...	RT	RRT	RT LCL	RT UCL	Conc.	%Rec	Mod.Comment	Noise 1	Noise 2
75	PCB-92		1715	1042	673	1.55	NO	20.33	1.16	20.30	20.37	20.25729			1118	1917
76	PCB-113/90/101		10004	6112	3892	1.57	NO	20.65	1.18	20.62	20.68	102.39295			1118	1917
77	PCB-83/99		3422	2301	1121	2.05	YES	20.95	0.91	20.92	20.99	41.12816			1118	1917
78	PCB-112														1118	1917
79	PCB-109/119/86/97/125/87		5368	3488	1880	1.86	YES	21.30	0.92	21.26	21.33	55.58234		ES190815MB	1118	1917
80	PCB-117/116/85/110/115		12344	8079	4266	1.89	YES	21.71	0.94	21.68	21.75	116.77889		ES190815MB	1118	1917
81	PCB-82		421	324	97	3.34	YES	21.91	0.95	21.87	21.94	5.72485			1118	1917
82	PCB-111														1118	1917
83	PCB-120														1118	1917
84	* PCB-108/124		382	184	199	0.92	YES	22.90	0.99	22.86	22.93	3.28885			1062	1231
85	PCB-107		352	144	208	0.69	YES	23.03	1.00	23.00	23.06	2.79792			1062	1231
86	PCB-123														1062	1231
87	PCB-106														1062	1231
88	PCB-118		5241	3265	1976	1.65	NO	23.27	1.00	23.24	23.30	45.51382			1062	1231
89	PCB-122														1062	1231
90	PCB-114														1062	1231
91	PCB-105		1872	1122	750	1.50	NO	23.91	1.00	23.88	23.94	16.97299			1062	1231
92	PCB-127														1062	1231
93	PCB-126														1062	1231
94	* PCB-155														725	582
95	PCB-152														725	582
96	PCB-150														725	582
97	PCB-136		1514	840	674	1.25	NO	20.95	1.02	20.92	20.99	12.71762			725	582
98	PCB-145														725	582
99	PCB-148														725	582
100	PCB-151/135		2096	1098	997	1.10	NO	22.18	1.08	22.14	22.21	24.48958			725	582
101	PCB-154		151	65	85	0.77	YES	22.30	1.09	22.26	22.33	1.52554			725	582
102	PCB-144		303	205	98	2.09	YES	22.47	1.10	22.44	22.50	3.36484		ES190815MA	725	582
103	* PCB-147/149		4523	2413	2110	1.14	NO	22.67	1.11	22.63	22.70	48.62395			925	1084
104	PCB-134/143		305	112	193	0.58	YES	22.79	1.11	22.75	22.82	3.96621			925	1084
105	PCB-139/140														925	1084
106	PCB-131														925	1084
107	PCB-142														925	1084
108	PCB-132		1285	735	550	1.34	NO	23.36	0.88	23.32	23.39	16.55010			925	1084
109	PCB-133														925	1084
110	PCB-165														925	1084
111	PCB-146		668	458	210	2.12	YES	23.88	0.90	23.84	23.91	7.07269			925	1084

Quantify Sample Summary Report **MassLynx MassLynx V4.1 SCN 901**

Dataset: \\NABREWS002\Instdata\Organics Instrument\HIGHRES GCMS Completed Results Files\HR-5\1908\5-190814A3-mod-0815ES.qld

Last Altered: Thursday, August 15, 2019 17:50:29 Eastern Daylight Time

Printed: Friday, August 30, 2019 16:30:48 Eastern Daylight Time

Name: 5-190814A35, Date: 15-Aug-2019, Time: 12:00:40, ID: L2320141-2, Description: Sample, Vial: Tray1:27

	Target Analyte	#Hom	Total Area	Ion1 Area	Ion2 Area	Ra	Ra Fail=Y...	RT	RRT	RT LCL	RT UCL	Conc.	%Rec	Mod.Comment	Noise 1	Noise 2
112	PCB-161														925	1084
113	PCB-153/168		4332	2322	2010	1.16	NO	24.20	0.92	24.17	24.23	40.15281			925	1084
114	PCB-141		704	406	298	1.36	NO	24.32	0.92	24.29	24.36	7.98847			925	1084
115	PCB-130														925	1084
116	PCB-137/164		536	296	240	1.23	NO	24.72	0.94	24.69	24.75	5.23237		ES190815MJ	925	1084
117	PCB-138/163/129		3172	1652	1520	1.09	NO	24.89	0.94	24.86	24.92	35.23063			925	1084
118	PCB-160														925	1084
119	PCB-158														925	1084
120	PCB-128/166		435	189	245	0.77	YES	25.57	0.97	25.53	25.60	4.27579			925	1084
121	PCB-159														925	1084
122	PCB-162														925	1084
123	PCB-167														925	1084
124	PCB-156/157														925	1084
125	PCB-169														925	1084
126	* PCB-188														970	914
127	PCB-179		614	291	322	0.90	NO	23.73	1.01	23.70	23.76	5.99338			970	914
128	PCB-184														970	914
129	PCB-176														970	914
130	PCB-186														970	914
131	PCB-178		230	121	109	1.11	NO	25.08	1.07	25.05	25.12	3.02625		ES190815MA	970	914
132	PCB-175														970	914
133	PCB-187		1310	651	659	0.99	NO	25.55	1.09	25.52	25.59	15.32940			970	914
134	PCB-182														970	914
135	PCB-183		437	196	242	0.81	YES	25.87	1.10	25.84	25.90	5.10697		ES190815MB	970	914
136	PCB-185														970	914
137	PCB-174		582	163	419	0.39	YES	26.01	1.11	25.98	26.05	7.11131		ES190815MB	970	914
138	PCB-177		351	199	152	1.31	YES	26.26	1.12	26.22	26.29	4.55449			970	914
139	PCB-181														970	914
140	PCB-171/173														970	914
141	PCB-172														970	914
142	PCB-192														970	914
143	PCB-180/193		988	517	471	1.10	NO	27.72	0.92	27.68	27.75	10.64233			970	914
144	PCB-191														970	914
145	PCB-170		273	122	151	0.81	YES	28.39	0.95	28.36	28.43	3.49556			970	914
146	PCB-190														970	914
147	* PCB-189														1097	725
148	* PCB-202		353	155	198	0.79	NO	26.29	1.00	26.26	26.33	3.51140			974	792

Quantify Sample Summary Report **MassLynx MassLynx V4.1 SCN 901**

Dataset: \\NABREWS002\Instdata\Organics Instrument\HIGHRES GCMS Completed Results Files\HR-5\1908\5-190814A3-mod-0815ES.qld

Last Altered: Thursday, August 15, 2019 17:50:29 Eastern Daylight Time

Printed: Friday, August 30, 2019 16:30:48 Eastern Daylight Time

Name: 5-190814A35, Date: 15-Aug-2019, Time: 12:00:40, ID: L2320141-2, Description: Sample, Vial: Tray1:27

	Target Analyte	#Hom	Total Area	Ion1 Area	Ion2 Area	Ra	Ra Fail=Y...	RT	RRT	RT LCL	RT UCL	Conc.	%Rec	Mod.Comment	Noise 1	Noise 2
149	PCB-201		432	201	231	0.87	NO	26.78	1.02	26.74	26.81	3.93599			674	792
150	PCB-204														674	792
151	PCB-197														674	792
152	PCB-200		298	173	126	1.37	YES	27.33	1.04	27.30	27.36	2.73698			674	792
153	PCB-198/199		383	168	215	0.78	NO	28.71	0.91	28.68	28.74	4.51134		ES190815MA	674	792
154	PCB-196														674	792
155	PCB-203		429	233	196	1.19	YES	29.18	0.93	29.15	29.21	4.55875			674	792
156	* PCB-195														614	1099
157	PCB-194														614	1099
158	PCB-205														614	1099
159	* PCB-208		2222	982	1240	0.79	NO	29.73	1.00	29.69	29.76	27.43716			1284	1989
160	PCB-207		2353	990	1364	0.73	NO	30.21	1.02	30.17	30.24	25.16977			1284	1989
161	PCB-206														1284	1989
162	* PCB-209		2981	1705	1276	1.34	YES	33.62	1.00	33.59	33.65	42.73783			671	744
163	13C-PCB-31		731156	377637	353519	1.07	NO	15.79	0.87	15.76	15.82	5805.39185	145.1		29486	12176
164	13C-PCB-95		303400	187477	115922	1.62	NO	19.10	1.09	19.06	19.13	4786.03603	119.7		1268	1546
165	13C-PCB-153		485809	275281	210528	1.31	NO	24.19	1.18	24.16	24.22	4799.24989	120.0		2270	1424
166	13C-PCB-28		483623	256272	227351	1.13	NO	15.96	0.94	15.92	15.99	2980.58343	74.5		29486	12176
167	13C-PCB-111		282168	173923	108246	1.61	NO	22.02	1.07	21.98	22.05	3112.43184	77.8		1268	1546
168	13C-PCB-178		273289	143270	130019	1.10	NO	25.07	1.01	25.04	25.10	3401.50625	85.0		1737	1396
169	13C-PCB-1		475377	357563	117814	3.04	NO	8.87	0.75	8.84	8.90	2042.29064	51.1		1993	12267
170	13C-PCB-3		445985	337501	108485	3.11	NO	10.41	0.88	10.38	10.44	2055.96316	51.4		1993	12267
171	13C-PCB-4		328866	199995	128871	1.55	NO	10.56	0.89	10.53	10.60	2226.25497	55.7		11550	4002
172	13C-PCB-15		489626	306855	182771	1.68	NO	14.25	1.20	14.22	14.28	2237.91663	55.9		18024	3620
173	13C-PCB-19		260901	132430	128471	1.03	NO	12.57	1.06	12.54	12.60	2285.20403	57.1		37673	15022
174	13C-PCB-37		448644	228892	219752	1.04	NO	18.20	1.07	18.17	18.23	3195.19753	79.9		29486	12176
175	13C-PCB-54		356948	156787	200161	0.78	NO	14.43	0.85	14.39	14.46	3010.54191	75.3		5648	3406
176	13C-PCB-81		410272	185106	225166	0.82	NO	21.78	1.06	21.74	21.81	3708.05168	92.7		4205	3239
177	13C-PCB-77		402313	178812	223501	0.80	NO	22.08	1.07	22.05	22.12	3593.45438	89.8		4205	3239
178	13C-PCB-104		346370	215224	131146	1.64	NO	17.49	1.03	17.46	17.53	3575.17104	89.4		990	1281
179	13C-PCB-123		368191	228026	140165	1.63	NO	23.08	1.12	23.04	23.11	3700.04378	92.5		2506	2013
180	13C-PCB-118		400207	244706	155501	1.57	NO	23.26	1.13	23.23	23.29	4107.40962	102.7		2506	2013
181	13C-PCB-114		368101	227572	140530	1.62	NO	23.55	0.95	23.52	23.58	3948.85853	98.7		2506	2013
182	13C-PCB-105		377449	233529	143921	1.62	NO	23.90	0.96	23.87	23.93	3992.86501	99.8		2506	2013
183	13C-PCB-126		374337	231149	143188	1.61	NO	25.49	1.03	25.46	25.53	4170.44733	104.3		2506	2013
184	13C-PCB-155		370498	207575	162923	1.27	NO	20.50	0.99	20.47	20.53	3515.56633	87.9		824	1070
185	13C-PCB-167		410981	233400	177581	1.31	NO	26.40	1.06	26.37	26.43	4121.49869	103.0		2270	1424

Quantify Sample Summary Report **MassLynx MassLynx V4.1 SCN 901**

Dataset: \\NABREWS002\Instdata\Organics Instrument\HIGHRES GCMS Completed Results Files\HR-5\1908\5-190814A3-mod-0815ES.qld

Last Altered: Thursday, August 15, 2019 17:50:29 Eastern Daylight Time

Printed: Friday, August 30, 2019 16:30:48 Eastern Daylight Time

Name: 5-190814A35, Date: 15-Aug-2019, Time: 12:00:40, ID: L2320141-2, Description: Sample, Vial: Tray1:27

Target Analyte	#Hom	Total Area	Ion1 Area	Ion2 Area	Ra	Ra Fail=Y...	RT	RRT	RT LCL	RT UCL	Conc.	%Rec	Mod.Comment	Noise 1	Noise 2
186	13C-PCB-156/157	780895	447718	333177	1.34	NO	27.03	1.09	27.00	27.06	8139.20604	101.7		2270	1424
187	13C-PCB-169	436432	256805	179627	1.43	YES	28.70	1.15	28.66	28.73	4818.45756	120.5		2270	1424
188	13C-PCB-188	395054	202041	193014	1.05	NO	23.50	0.95	23.47	23.53	3615.16358	90.4		1737	1396
189	13C-PCB-189	433649	223679	209970	1.07	NO	29.97	0.96	29.94	30.01	4730.78563	118.3		2285	1717
190	13C-PCB-202	371137	175791	195345	0.90	NO	26.28	1.06	26.25	26.31	4026.72175	100.7		1872	1381
191	13C-PCB-205	395714	182950	212764	0.86	NO	31.38	1.01	31.35	31.41	4279.39081	107.0		1211	1437
192	13C-PCB-208	293668	130793	162876	0.80	NO	29.71	0.96	29.68	29.75	3624.11507	90.6		1240	1109
193	13C-PCB-206	215713	95188	120525	0.79	NO	32.45	1.04	32.42	32.49	4113.77561	102.8		1240	1109
194	13C-PCB-209	309336	168704	140633	1.20	NO	33.59	1.08	33.56	33.62	3951.47694	98.8		845	765
195	13C-PCB-9	1863997	1138485	725513	1.57	NO	11.84	0.48	11.81	11.87	38.41302	0.5		11550	4002
196	13C-PCB-52	704702	318202	386500	0.82	NO	16.96	0.68	16.92	16.99	33.68478	0.4		4301	2346
197	13C-PCB-101	553217	341566	211652	1.61	NO	20.63	0.83	20.60	20.66	32.71456	0.4		1268	1546
198	13C-PCB-138	670926	384166	286760	1.34	NO	24.87	0.00	24.83	24.90	36.02933	0.5		2270	1424
199	13C-PCB-194	594183	276165	318018	0.87	NO	31.10	1.25	31.06	31.13	33.56464	0.4		1211	1437
200	Total MoCB-F1	3	8872								90.38537			1882	
201	Total DiCB-F1	4	27501								407.85890			1568	
202	Total DiCB-F2	3	30227								357.60990			2350	
203	Total TrCB-F1	1	1245								33.27867			1544	
204	Total TrCB-F2	6	20819								385.46078			1403	
205	Total TrCB-F3	7	32935								467.18512			1570	
206	Total TeCB-F2		0											934	
207	Total TeCB-F3	11	22905								12160.96565			1221	
208	Total TeCB-F4	4	8343								155.26301			1483	
209	Total PeCB-F3		0											659	
210	Total PeCB-F4	13	29196								835.04561			1118	
211	Total PeCB-F5	7	13034								52137.73437			1062	
212	Total HxCB-F4	5	2271								188.24737			725	
213	Total HxCB-F5	9	8583								169.09302			925	
214	Total HpCB-F5	8	2260								55.25970			970	
215	Total HpCB-F6		0											1097	
216	Total OcCB-F5	5	931								19.25446			674	
217	Total OcCB-F6		0											614	
218	Total NoCB-F6	2	1971								52.60693			1284	
219	Total DeCB-F7	1	1705								42.73783			671	
220	Total 13C-MoCB-F1	2	695064								4098.25380			1993	
221	Total 13C-DiCB-F1	4	1343101								2264.88326			11550	
222	Total 13C-DiCB-F2	1	731688								2237.91663			1802	

Quantify Sample Summary Report **MassLynx MassLynx V4.1 SCN 901**

Dataset: \\NABREWS002\Instdata\Organics Instrument\HIGHRES GCMS Completed Results Files\HR-5\1908\5-190814A3-mod-0815ES.qld

Last Altered: Thursday, August 15, 2019 17:50:29 Eastern Daylight Time

Printed: Friday, August 30, 2019 16:30:48 Eastern Daylight Time

Name: 5-190814A35, Date: 15-Aug-2019, Time: 12:00:40, ID: L2320141-2, Description: Sample, Vial: Tray1:27

	Target Analyte	#Hom	Total Area	Ion1 Area	Ion2 Area	Ra	Ra Fail=Y...	RT	RRT	RT LCL	RT UCL	Conc.	%Rec	Mod.Comment	Noise 1	Noise 2
223	Total 13C-TrCB-F1	1		270002								2285.20403			37673	
224	Total 13C-TrCB-F3	3		904115								11981.17281			29486	
225	Total 13C-TeCB-F2	1		157119								3010.54191			5648	
226	Total 13C-TeCB-F3	3		321553								34.01862			4301	
227	Total 13C-TeCB-F4	2		370874								7301.50606			4205	
228	Total 13C-PeCB-F3	1		215437								3575.17104			990	
229	Total 13C-PeCB-F4	11		705421								7931.87566			1268	
230	Total 13C-PeCB-F5	5		1209367								19919.62427			2506	
231	Total 13C-HxCB-F4	1		209516								3515.56633			824	
232	Total 13C-HxCB-F5	12		1608514								21919.53640			2270	
233	Total 13C-HpCB-F5	2		351981								7016.66983			1737	
234	Total 13C-HpCB-F6	1		331804								4730.78563			2285	
235	Total 13C-OcCB-F5	1		180299								4026.72175			1872	
236	Total 13C-OcCB-F6	6		469269								4315.47975			1211	
237	Total 13C-NoCB-F6	2		226327								7737.89068			1240	
238	Total 13C-DeCB-F7	1		168704								3951.47694			845	
239	Lockmass F1			0											528926	
240	Lockmass F2			0											267501	
241	Lockmass F3			0											482983	
242	Lockmass F4			0											275109	
243	Lockmass F5			0											102785	
244	Lockmass F6			0											60285	
245	Lockmass F7			0											23056	

Quantify Sample Summary Report **MassLynx MassLynx V4.1 SCN 901**

Dataset: \\NABREWS002\Instdata\Organics Instrument\HIGHRES GCMS Completed Results Files\HR-5\1908\5-190814A3-mod-0815ES.qld

Last Altered: Thursday, August 15, 2019 17:50:29 Eastern Daylight Time

Printed: Friday, August 30, 2019 16:30:48 Eastern Daylight Time

Name: 5-190814A36, Date: 15-Aug-2019, Time: 12:42:49, ID: L2320141-3, Description: Sample, Vial: Tray1:28

	Target Analyte	#Hom	Total Area	Ion1 Area	Ion2 Area	Ra	Ra Fail=Y...	RT	RRT	RT LCL	RT UCL	Conc.	%Rec	Mod.Comment	Noise 1	Noise 2
1	* PCB-1		10429	8080	2349	3.44	NO	8.87	1.00	8.84	8.90	94.26686			971	1338
2	PCB-2		2342	1807	535	3.38	NO	10.27	0.99	10.24	10.30	19.42337			971	1338
3	PCB-3		4213	3238	975	3.32	NO	10.40	1.00	10.36	10.43	40.45272			971	1338
4	*PCB-4		21361	12593	8768	1.44	NO	10.56	1.00	10.53	10.60	371.07500			2072	4770
5	PCB-10														2072	4770
6	PCB-9		3838	2480	1358	1.83	YES	11.83	1.12	11.79	11.86	37.08447			2072	4770
7	PCB-7														2072	4770
8	PCB-6		11108	6629	4479	1.48	NO	12.09	1.15	12.06	12.13	105.91157			2072	4770
9	PCB-5														2072	4770
10	PCB-8		46582	28613	17969	1.59	NO	12.37	1.17	12.34	12.41	413.13033			2072	4770
11	* PCB-14														2199	6026
12	PCB-11		33381	19437	13944	1.39	NO	13.86	0.97	13.83	13.90	315.07414			2199	6026
13	PCB-13/12		2588	1585	1003	1.58	NO	14.05	0.99	14.01	14.08	23.79538			2199	6026
14	PCB-15		6860	4294	2566	1.67	NO	14.25	1.00	14.22	14.28	69.35126			2199	6026
15	* PCB-19		4105	2179	1926	1.13	NO	12.57	1.00	12.54	12.60	71.81982			1276	1281
16	* PCB-30/18		29700	15989	13711	1.17	NO	13.68	1.09	13.65	13.71	347.80732			1636	1115
17	PCB-17		11309	5761	5548	1.04	NO	13.93	1.11	13.89	13.96	157.85495			1636	1115
18	PCB-27		2409	1321	1088	1.21	YES	14.05	1.12	14.01	14.08	23.95453			1636	1115
19	PCB-24		488	233	256	0.91	NO	14.14	1.13	14.11	14.17	5.08659	ES190815MB		1636	1115
20	PCB-16		8289	4676	3613	1.29	YES	14.21	1.13	14.18	14.25	137.51901	ES190815MB		1636	1115
21	PCB-32		9485	5259	4225	1.24	YES	14.50	1.15	14.47	14.53	89.57775			1636	1115
22	* PCB-34														1849	1873
23	PCB-23														1849	1873
24	PCB-29/26		7100	3595	3506	1.03	NO	15.47	0.85	15.44	15.50	65.26906			1849	1873
25	PCB-25		2697	1463	1233	1.19	NO	15.62	0.86	15.58	15.65	24.43131			1849	1873
26	PCB-31		26442	13563	12879	1.05	NO	15.79	0.87	15.76	15.82	230.47982			1849	1873
27	PCB-28/20		27995	14333	13662	1.05	NO	15.96	0.88	15.92	15.99	258.44726			1849	1873
28	PCB-21/33		15847	7818	8029	0.97	NO	16.10	0.89	16.07	16.14	151.81466			1849	1873
29	PCB-22		9296	4625	4672	0.99	NO	16.33	0.90	16.30	16.36	89.57234			1849	1873
30	PCB-36														1849	1873
31	PCB-39														1849	1873
32	PCB-38														1849	1873
33	PCB-35		1115	731	384	1.91	YES	17.97	0.99	17.94	18.01	10.40027			1849	1873
34	PCB-37		3379	1565	1814	0.86	YES	18.20	1.00	18.17	18.23	35.25893			1849	1873
35	* PCB-54														838	1301
36	* PCB-50/53		2712	1236	1476	0.84	NO	15.64	1.09	15.60	15.67	32.68124			1198	1342
37	PCB-45/51		3064	1214	1850	0.68	NO	16.04	1.11	16.00	16.07	38.36197			1198	1342

Quantify Sample Summary Report **MassLynx MassLynx V4.1 SCN 901**

Dataset: \\NABREWS002\Instdata\Organics Instrument\HIGHRES GCMS Completed Results Files\HR-5\1908\5-190814A3-mod-0815ES.qld

Last Altered: Thursday, August 15, 2019 17:50:29 Eastern Daylight Time

Printed: Friday, August 30, 2019 16:30:48 Eastern Daylight Time

Name: 5-190814A36, Date: 15-Aug-2019, Time: 12:42:49, ID: L2320141-3, Description: Sample, Vial: Tray1:28

	Target Analyte	#Hom	Total Area	Ion1 Area	Ion2 Area	Ra	Ra Fail=Y...	RT	RRT	RT LCL	RT UCL	Conc.	%Rec	Mod.Comment	Noise 1	Noise 2
38	PCB-46		1147	539	608	0.89	YES	16.21	1.13	16.18	16.25	16.08716			1198	1342
39	PCB-52		17531	7811	9720	0.80	NO	16.96	1.18	16.92	16.99	209.88316			1198	1342
40	PCB-73														1198	1342
41	PCB-43														1198	1342
42	PCB-69/49		8093	3431	4662	0.74	NO	17.23	1.20	17.20	17.26	90.19267			1198	1342
43	PCB-48		2661	1166	1495	0.78	NO	17.40	1.21	17.36	17.43	32.59945			1198	1342
44	PCB-44/47/65		12957	5535	7421	0.75	NO	17.52	1.22	17.49	17.56	148.13190			1198	1342
45	PCB-59/62/75		1349	411	938	0.44	YES	17.70	1.23	17.67	17.73	12.33304			1198	1342
46	PCB-42		2620	1115	1505	0.74	NO	17.81	1.24	17.77	17.84	37.43761			1198	1342
47	PCB-41/71/40		5239	2220	3019	0.74	NO	18.09	1.26	18.06	18.13	64.87622		ES190815MJ	1198	1342
48	PCB-64		5893	2460	3434	0.72	NO	18.21	1.26	18.18	18.24	58.55138			1198	1342
49	* PCB-72														1307	2635
50	PCB-68														1307	2635
51	PCB-57														1307	2635
52	PCB-58														1307	2635
53	PCB-67														1307	2635
54	PCB-63														1307	2635
55	PCB-61/70/74/76		14235	6016	8220	0.73	NO	19.56	0.90	19.52	19.59	137.82211			1307	2635
56	PCB-66		5945	2507	3438	0.73	NO	19.74	0.91	19.71	19.78	53.54558			1307	2635
57	PCB-55														1307	2635
58	PCB-56		2584	990	1594	0.62	YES	20.10	0.92	20.07	20.14	25.16572			1307	2635
59	PCB-60		1407	522	885	0.59	YES	20.23	0.93	20.20	20.27	13.66742			1307	2635
60	PCB-80														1307	2635
61	PCB-79														1307	2635
62	PCB-78														1307	2635
63	PCB-81														1307	2635
64	PCB-77		819	264	555	0.48	YES	22.09	1.00	22.06	22.13	8.13121			1307	2635
65	* PCB-104														677	1077
66	PCB-96														677	1077
67	* PCB-103		165	91	73	1.25	YES	18.73	1.07	18.69	18.76	2.05128			1971	1248
68	PCB-94														1971	1248
69	PCB-95		8473	5080	3393	1.50	NO	19.10	1.09	19.06	19.13	111.67026			1971	1248
70	PCB-100/93/102/98		180	127	53	2.39	YES	19.27	1.10	19.24	19.30	2.56598			1971	1248
71	PCB-88/91		1492	921	571	1.61	NO	19.56	1.12	19.52	19.59	20.97632			1971	1248
72	PCB-84		2258	1441	818	1.76	NO	19.71	1.13	19.67	19.74	34.65791			1971	1248
73	PCB-89														1971	1248
74	PCB-121														1971	1248

Quantify Sample Summary Report **MassLynx MassLynx V4.1 SCN 901**

Dataset: \\NABREWS002\Instdata\Organics Instrument\HIGHRES GCMS Completed Results Files\HR-5\1908\5-190814A3-mod-0815ES.qld

Last Altered: Thursday, August 15, 2019 17:50:29 Eastern Daylight Time

Printed: Friday, August 30, 2019 16:30:48 Eastern Daylight Time

Name: 5-190814A36, Date: 15-Aug-2019, Time: 12:42:49, ID: L2320141-3, Description: Sample, Vial: Tray1:28

	Target Analyte	#Hom	Total Area	Ion1 Area	Ion2 Area	Ra	Ra Fail=Y...	RT	RRT	RT LCL	RT UCL	Conc.	%Rec	Mod.Comment	Noise 1	Noise 2
75	PCB-92		1698	999	698	1.43	NO	20.32	1.16	20.28	20.35	23.72383			1971	1248
76	PCB-113/90/101		10426	6318	4109	1.54	NO	20.63	1.18	20.60	20.66	126.22348			1971	1248
77	PCB-83/99		3837	2398	1439	1.67	NO	20.94	0.91	20.90	20.97	54.54868			1971	1248
78	PCB-112														1971	1248
79	PCB-109/119/86/97/125/87		5700	3573	2126	1.68	NO	21.29	0.92	21.25	21.32	69.79834		ES190815MJ	1971	1248
80	PCB-117/116/85/110/115		12649	7996	4653	1.72	NO	21.69	0.94	21.66	21.73	141.53346		ES190815MJ	1971	1248
81	PCB-82		505	266	240	1.11	YES	21.90	0.95	21.86	21.93	8.13546			1971	1248
82	PCB-111														1971	1248
83	PCB-120														1971	1248
84	* PCB-108/124														957	1503
85	PCB-107		257	191	66	2.89	YES	23.02	1.00	22.98	23.05	2.40936			957	1503
86	PCB-123														957	1503
87	PCB-106														957	1503
88	PCB-118		5621	3263	2358	1.38	NO	23.26	1.00	23.23	23.29	56.70574		ES190815MB	957	1503
89	PCB-122														957	1503
90	PCB-114														957	1503
91	PCB-105		2129	1297	832	1.56	NO	23.90	1.00	23.87	23.93	22.14850			957	1503
92	PCB-127														957	1503
93	PCB-126		1110	307	804	0.38	YES	25.49	1.00	25.46	25.53	10.82400			957	1503
94	* PCB-155														587	608
95	PCB-152														587	608
96	PCB-150														587	608
97	PCB-136		1394	831	563	1.48	YES	20.94	1.02	20.90	20.97	12.66524			587	608
98	PCB-145														587	608
99	PCB-148														587	608
100	PCB-151/135		1834	1097	737	1.49	YES	22.16	1.08	22.12	22.19	23.18247		ES190815MJ	587	608
101	PCB-154														587	608
102	PCB-144		286	136	150	0.91	YES	22.46	1.10	22.43	22.50	3.43574			587	608
103	* PCB-147/149		4259	2198	2061	1.07	NO	22.65	1.11	22.62	22.69	49.52965			869	946
104	PCB-134/143														869	946
105	PCB-139/140														869	946
106	PCB-131														869	946
107	PCB-142														869	946
108	PCB-132		1327	768	559	1.37	NO	23.33	0.88	23.30	23.36	18.49987			869	946
109	PCB-133														869	946
110	PCB-165														869	946
111	PCB-146		617	339	278	1.22	NO	23.86	0.90	23.83	23.90	7.06500			869	946

Quantify Sample Summary Report **MassLynx MassLynx V4.1 SCN 901**

Dataset: \\NABREWS002\Instdata\Organics Instrument\HIGHRES GCMS Completed Results Files\HR-5\1908\5-190814A3-mod-0815ES.qld

Last Altered: Thursday, August 15, 2019 17:50:29 Eastern Daylight Time

Printed: Friday, August 30, 2019 16:30:48 Eastern Daylight Time

Name: 5-190814A36, Date: 15-Aug-2019, Time: 12:42:49, ID: L2320141-3, Description: Sample, Vial: Tray1:28

	Target Analyte	#Hom	Total Area	Ion1 Area	Ion2 Area	Ra	Ra Fail=Y...	RT	RRT	RT LCL	RT UCL	Conc.	%Rec	Mod.Comment	Noise 1	Noise 2
112	PCB-161														869	946
113	PCB-153/168		3874	2167	1707	1.27	NO	24.20	0.92	24.17	24.23	38.85091			869	946
114	PCB-141		855	414	441	0.94	YES	24.31	0.92	24.28	24.34	10.49861			869	946
115	PCB-130		267	142	126	1.13	NO	24.55	0.93	24.52	24.59	3.69786			869	946
116	PCB-137/164														869	946
117	PCB-138/163/129		3701	2079	1622	1.28	NO	24.87	0.94	24.83	24.90	44.47543			869	946
118	PCB-160														869	946
119	PCB-158		807	443	364	1.22	NO	25.06	0.95	25.03	25.09	6.58614			869	946
120	PCB-128/166		448	289	159	1.82	YES	25.56	0.97	25.52	25.59	4.76493			869	946
121	PCB-159														869	946
122	PCB-162														869	946
123	PCB-167														869	946
124	PCB-156/157														869	946
125	PCB-169														869	946
126	* PCB-188														874	825
127	PCB-179		770	356	415	0.86	YES	23.71	1.01	23.67	23.74	8.26828			874	825
128	PCB-184														874	825
129	PCB-176														874	825
130	PCB-186														874	825
131	PCB-178		211	98	113	0.86	YES	25.07	1.07	25.04	25.11	3.05562		ES190815MA	874	825
132	PCB-175														874	825
133	PCB-187		1086	539	547	0.99	NO	25.54	1.09	25.51	25.58	13.96012			874	825
134	PCB-182														874	825
135	PCB-183		486	229	257	0.89	YES	25.84	1.10	25.81	25.88	6.23876			874	825
136	PCB-185														874	825
137	PCB-174		590	305	285	1.07	NO	26.01	1.11	25.98	26.05	7.91886			874	825
138	PCB-177		299	127	172	0.74	YES	26.23	1.12	26.20	26.27	4.26146		ES190815MA	874	825
139	PCB-181														874	825
140	PCB-171/173														874	825
141	PCB-172														874	825
142	PCB-192														874	825
143	PCB-180/193		1002	483	519	0.93	NO	27.69	0.92	27.66	27.73	11.86472			874	825
144	PCB-191														874	825
145	PCB-170														874	825
146	PCB-190														874	825
147	* PCB-189														978	801
148	* PCB-202 ALS Canada Ltd.		522	311	211	1.48	YES	26.28	1.00	26.25	26.31	5.94311		ES190815MA	935	854

Quantify Sample Summary Report **MassLynx MassLynx V4.1 SCN 901**

Dataset: \\NABREWS002\Instdata\Organics Instrument\HIGHRES GCMS Completed Results Files\HR-5\1908\5-190814A3-mod-0815ES.qld

Last Altered: Thursday, August 15, 2019 17:50:29 Eastern Daylight Time

Printed: Friday, August 30, 2019 16:30:48 Eastern Daylight Time

Name: 5-190814A36, Date: 15-Aug-2019, Time: 12:42:49, ID: L2320141-3, Description: Sample, Vial: Tray1:28

	Target Analyte	#Hom	Total Area	Ion1 Area	Ion2 Area	Ra	Ra Fail=Y...	RT	RRT	RT LCL	RT UCL	Conc.	%Rec	Mod.Comment	Noise 1	Noise 2
149	PCB-201		580	227	353	0.64	YES	26.75	1.02	26.72	26.78	5.83445			935	854
150	PCB-204														935	854
151	PCB-197														935	854
152	PCB-200		385	125	260	0.48	YES	27.30	1.04	27.26	27.33	3.90358			935	854
153	PCB-198/199		581	210	372	0.56	YES	28.71	0.92	28.68	28.74	7.55508			935	854
154	PCB-196														935	854
155	PCB-203		395	53	342	0.16	YES	29.19	0.93	29.16	29.23	4.63175			935	854
156	* PCB-195														948	851
157	PCB-194														948	851
158	PCB-205														948	851
159	* PCB-208		2081	987	1094	0.90	YES	29.73	1.00	29.69	29.76	27.69984			1124	2829
160	PCB-207		2256	890	1365	0.65	YES	30.20	1.02	30.16	30.23	26.02951			1124	2829
161	PCB-206														1124	2829
162	* PCB-209		2646	1338	1308	1.02	NO	33.60	1.00	33.57	33.64	34.92739			712	697
163	13C-PCB-31		577451	300082	277369	1.08	NO	15.77	0.87	15.74	15.81	5786.92675	144.7		37239	15000
164	13C-PCB-95		252425	156702	95723	1.64	NO	19.09	1.09	19.05	19.12	4709.80935	117.7		1224	1252
165	13C-PCB-153		436597	251197	185400	1.35	NO	24.18	1.18	24.14	24.21	4665.80634	116.6		2426	1696
166	13C-PCB-28		376214	199622	176592	1.13	NO	15.95	0.94	15.91	15.98	2491.80880	62.3		37239	15000
167	13C-PCB-111		231529	141665	89864	1.58	NO	22.01	1.07	21.98	22.04	2718.40477	68.0		1224	1252
168	13C-PCB-178		235121	122255	112866	1.08	NO	25.06	1.01	25.03	25.09	2969.43800	74.2		1666	1264
169	13C-PCB-1		407858	304953	102905	2.96	NO	8.85	0.75	8.82	8.89	1906.80304	47.7		1679	14264
170	13C-PCB-3		368002	280173	87829	3.19	NO	10.40	0.88	10.36	10.43	1846.13229	46.2		1679	14264
171	13C-PCB-4		252759	157157	95601	1.64	NO	10.55	0.89	10.52	10.58	1861.99983	46.5		12492	3402
172	13C-PCB-15		380800	236338	144462	1.64	NO	14.24	1.20	14.21	14.27	1894.06359	47.4		18084	4171
173	13C-PCB-19		198460	100163	98297	1.02	NO	12.55	1.06	12.52	12.59	1891.64783	47.3		35517	14390
174	13C-PCB-37		363712	185448	178264	1.04	NO	18.19	1.07	18.16	18.22	2783.80254	69.6		37239	15000
175	13C-PCB-54		265619	115870	149749	0.77	NO	14.41	0.85	14.37	14.44	2407.59808	60.2		4389	2547
176	13C-PCB-81		356271	160250	196021	0.82	NO	21.77	1.06	21.74	21.80	3427.44817	85.7		3967	3053
177	13C-PCB-77		358939	161432	197507	0.82	NO	22.07	1.07	22.04	22.11	3412.58807	85.3		3967	3053
178	13C-PCB-104		261845	160934	100912	1.59	NO	17.48	1.03	17.45	17.52	2876.85082	71.9		1661	903
179	13C-PCB-123		324223	201755	122468	1.65	NO	23.07	1.12	23.03	23.10	3468.11601	86.7		2773	1788
180	13C-PCB-118		344503	214659	129843	1.65	NO	23.25	1.13	23.21	23.28	3763.50325	94.1		2773	1788
181	13C-PCB-114		323126	200523	122604	1.64	NO	23.54	0.95	23.50	23.57	3689.71839	92.2		2773	1788
182	13C-PCB-105		328895	204000	124895	1.63	NO	23.89	0.96	23.85	23.92	3703.39212	92.6		2773	1788
183	13C-PCB-126		351293	219449	131844	1.66	NO	25.48	1.03	25.45	25.52	4165.86754	104.1		2773	1788
184	13C-PCB-155		322877	178435	144442	1.24	NO	20.49	0.99	20.46	20.53	3261.09212	81.5		1061	881
185	13C-PCB-167		383147	217493	165654	1.21	NO	26.39	1.06	26.36	26.42	3898.81267	97.5		2426	1696

Quantify Sample Summary Report **MassLynx MassLynx V4.1 SCN 901**

Dataset: \\NABREWS002\Instdata\Organics Instrument\HIGHRES GCMS Completed Results Files\HR-5\1908\5-190814A3-mod-0815ES.qld

Last Altered: Thursday, August 15, 2019 17:50:29 Eastern Daylight Time

Printed: Friday, August 30, 2019 16:30:48 Eastern Daylight Time

Name: 5-190814A36, Date: 15-Aug-2019, Time: 12:42:49, ID: L2320141-3, Description: Sample, Vial: Tray1:28

	Target Analyte	#Hom	Total Area	Ion1 Area	Ion2 Area	Ra	Ra Fail=Y...	RT	RRT	RT LCL	RT UCL	Conc.	%Rec	Mod.Comment	Noise 1	Noise 2
186	13C-PCB-156/157		720296	408928	311368	1.31	NO	27.02	1.09	26.98	27.05	7617.86875	95.2		2426	1696
187	13C-PCB-169		420599	244367	176231	1.39	NO	28.68	1.15	28.65	28.72	4711.86288	117.8		2426	1696
188	13C-PCB-188		346904	179517	167387	1.07	NO	23.49	0.95	23.46	23.52	3221.16684	80.5		1666	1264
189	13C-PCB-189		407333	207980	199353	1.04	NO	29.96	0.96	29.93	29.99	4508.98129	112.7		2646	2058
190	13C-PCB-202		323939	153136	170803	0.90	NO	26.27	1.06	26.23	26.30	3566.27131	89.2		1929	1466
191	13C-PCB-205		371191	174560	196631	0.89	NO	31.37	1.01	31.33	31.40	3992.23019	99.8		1065	1090
192	13C-PCB-208		272422	120155	152268	0.79	NO	29.70	0.96	29.67	29.74	3343.53349	83.6		779	1251
193	13C-PCB-206		199693	87657	112036	0.78	NO	32.44	1.04	32.41	32.47	3787.44455	94.7		779	1251
194	13C-PCB-209		335923	183591	152331	1.21	NO	33.58	1.08	33.54	33.61	4267.62762	106.7		776	903
195	13C-PCB-9		1712881	1048939	663943	1.58	NO	11.83	0.48	11.79	11.86	35.29884	0.4		12492	3402
196	13C-PCB-52		655723	297431	358292	0.83	NO	16.95	0.68	16.91	16.98	31.34356	0.4		3339	2516
197	13C-PCB-101		519732	319229	200503	1.59	NO	20.62	0.83	20.59	20.65	30.73441	0.4		1224	1252
198	13C-PCB-138		661213	374106	287107	1.30	NO	24.85	0.00	24.82	24.89	35.50774	0.4		2426	1696
199	13C-PCB-194		597451	280449	317002	0.88	NO	31.08	1.25	31.05	31.12	33.74920	0.4		1065	1090
200	Total MoCB-F1	5		13922								3228.53884			971	
201	Total DiCB-F1	4		50315								927.20137			2072	
202	Total DiCB-F2	3		25316								408.22078			2199	
203	Total TrCB-F1	1		2179								71.81982			1276	
204	Total TrCB-F2	6		33239								761.80015			1636	
205	Total TrCB-F3	9		47960								1303.28785			1849	
206	Total TeCB-F2			0											838	
207	Total TeCB-F3	11		27139								741.13582			1198	
208	Total TeCB-F4	6		10579								610.91220			1307	
209	Total PeCB-F3			0											677	
210	Total PeCB-F4	12		29210								602.83475			1971	
211	Total PeCB-F5	8		12839								54213.51801			957	
212	Total HxCB-F4	4		2065								40.37446			587	
213	Total HxCB-F5	9		8839								183.96840			869	
214	Total HpCB-F5	7		2136								55.56782			874	
215	Total HpCB-F6			0											978	
216	Total OcCB-F5	5		926								27.86797			935	
217	Total OcCB-F6			0											948	
218	Total NoCB-F6	2		1877								53.72935			1124	
219	Total DeCB-F7	1		1402								34.92739			712	
220	Total 13C-MoCB-F1	2		585811								3752.93534			1679	
221	Total 13C-DiCB-F1	2		1206096								1897.29867			12492	
222	Total 13C-DiCB-F2	1		590449								1894.06359			18984	

Quantify Sample Summary Report **MassLynx MassLynx V4.1 SCN 901**

Dataset: \\NABREWS002\Instdata\Organics Instrument\HIGHRES GCMS Completed Results Files\HR-5\1908\5-190814A3-mod-0815ES.qld

Last Altered: Thursday, August 15, 2019 17:50:29 Eastern Daylight Time

Printed: Friday, August 30, 2019 16:30:48 Eastern Daylight Time

Name: 5-190814A36, Date: 15-Aug-2019, Time: 12:42:49, ID: L2320141-3, Description: Sample, Vial: Tray1:28

	Target Analyte	#Hom	Total Area	Ion1 Area	Ion2 Area	Ra	Ra Fail=Y...	RT	RRT	RT LCL	RT UCL	Conc.	%Rec	Mod.Comment	Noise 1	Noise 2
223	Total 13C-TrCB-F1	1		222800								1891.64783			35517	
224	Total 13C-TrCB-F3	3		737357								11062.53809			37239	
225	Total 13C-TeCB-F2	1		116006								2407.59808			4389	
226	Total 13C-TeCB-F3	4		301660								31.77163			3339	
227	Total 13C-TeCB-F4	2		328633								6840.03624			3967	
228	Total 13C-PeCB-F3	1		161136								2876.85082			1661	
229	Total 13C-PeCB-F4	6		618596								7459.24742			1224	
230	Total 13C-PeCB-F5	5		1081721								18790.59731			2773	
231	Total 13C-HxCB-F4	1		179769								3261.09212			1061	
232	Total 13C-HxCB-F5	16		1506729								20934.98174			2426	
233	Total 13C-HpCB-F5	2		309510								6190.60485			1666	
234	Total 13C-HpCB-F6	1		324429								4508.98129			2646	
235	Total 13C-OcCB-F5	1		159988								3566.27131			1929	
236	Total 13C-OcCB-F6	4		463823								4028.18656			1065	
237	Total 13C-NoCB-F6	2		207917								7130.97804			779	
238	Total 13C-DeCB-F7	1		183591								4267.62762			776	
239	Lockmass F1			0											411501	
240	Lockmass F2			0											225176	
241	Lockmass F3			0											392599	
242	Lockmass F4			0											310405	
243	Lockmass F5			0											106282	
244	Lockmass F6			0											51523	
245	Lockmass F7			0											24509	

Quantify Sample Report MassLynx MassLynx V4.1 SCN 901

Dataset: \\NABREWS002\Instdata\Organics Instrument\HIGHRES GCMS Completed Results Files\HR-5\1908\5-190814A3-mod-0815ES.qld

Last Altered: Thursday, August 15, 2019 17:50:29 Eastern Daylight Time

Printed: Friday, August 30, 2019 16:30:48 Eastern Daylight Time

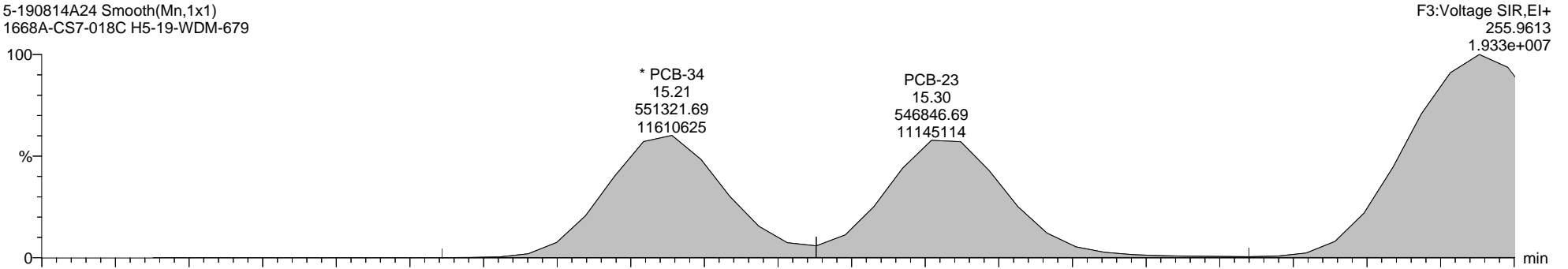
Method: C:\MassLynx\PCB.PRO\MethDB\1668-OCTYL-1-209-190812.mdb 12 Aug 2019 13:16:16

Calibration: 15 Aug 2019 17:32:59

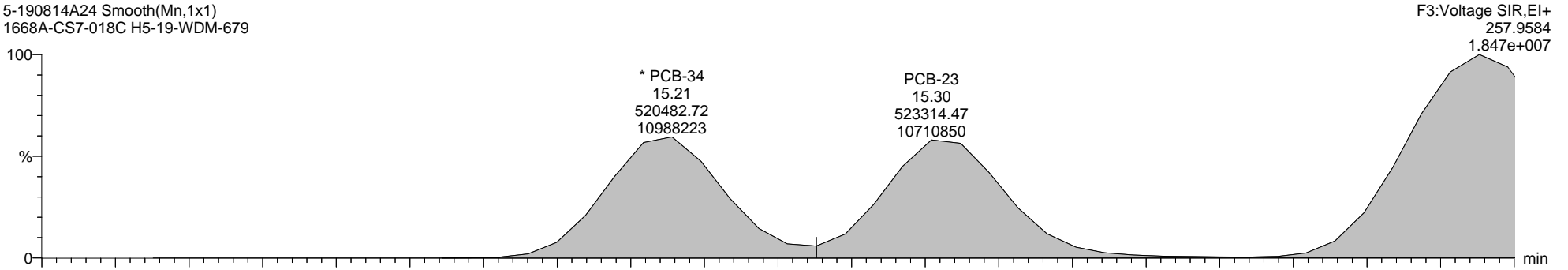
Name: 5-190814A24, Date: 15-Aug-2019, Time: 04:18:36, ID: H5-19-WDM-679, Description: 1668A-CS7-018C, Vial: Tray1:2

* PCB-34

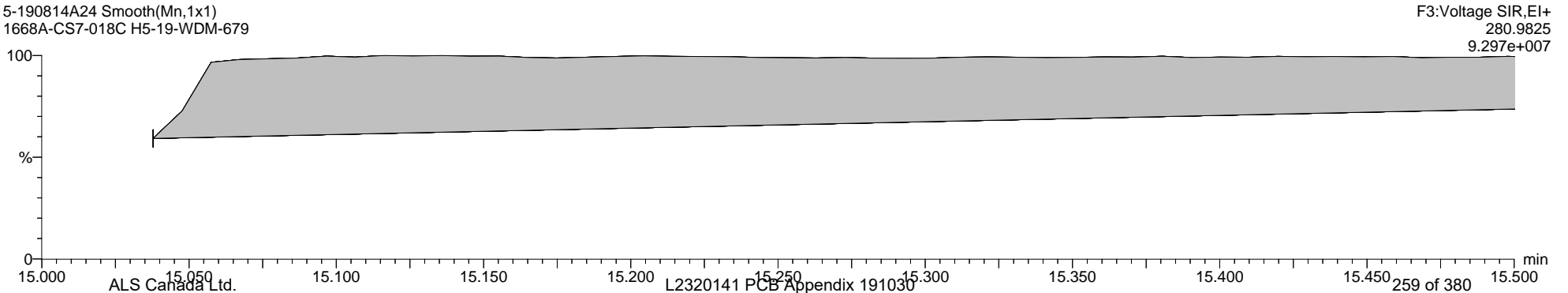
5-190814A24 Smooth(Mn,1x1)
1668A-CS7-018C H5-19-WDM-679



5-190814A24 Smooth(Mn,1x1)
1668A-CS7-018C H5-19-WDM-679



5-190814A24 Smooth(Mn,1x1)
1668A-CS7-018C H5-19-WDM-679



Quantify Sample Report MassLynx MassLynx V4.1 SCN 901

Dataset: \\NABREWS002\Instdata\Organics Instrument\HIGHRES GCMS Completed Results Files\HR-5\1908\5-190814A3-mod-0815ES.qld

Last Altered: Thursday, August 15, 2019 17:50:29 Eastern Daylight Time

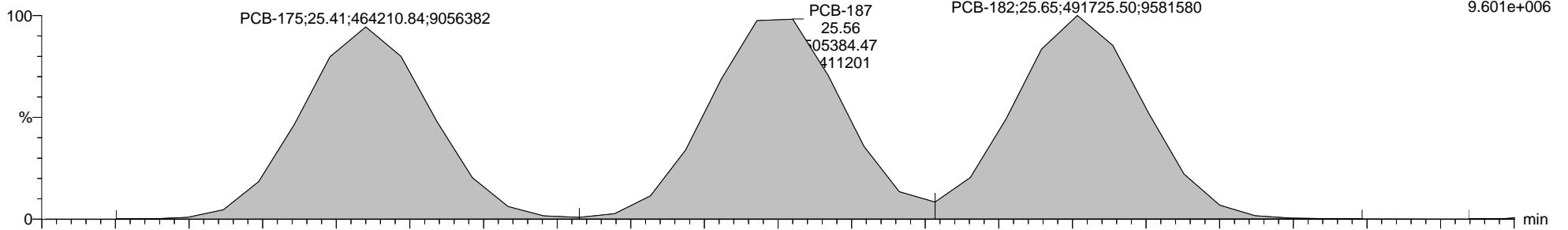
Printed: Friday, August 30, 2019 16:30:48 Eastern Daylight Time

Name: 5-190814A24, Date: 15-Aug-2019, Time: 04:18:36, ID: H5-19-WDM-679, Description: 1668A-CS7-018C, Vial: Tray1:2

PCB-187

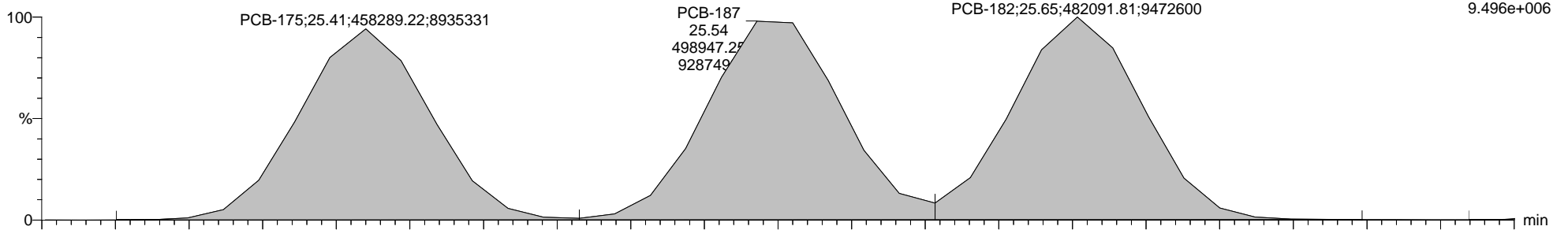
5-190814A24 Smooth(Mn,1x1)
1668A-CS7-018C H5-19-WDM-679

F5:Voltage SIR,EI+
393.8025
9.601e+006



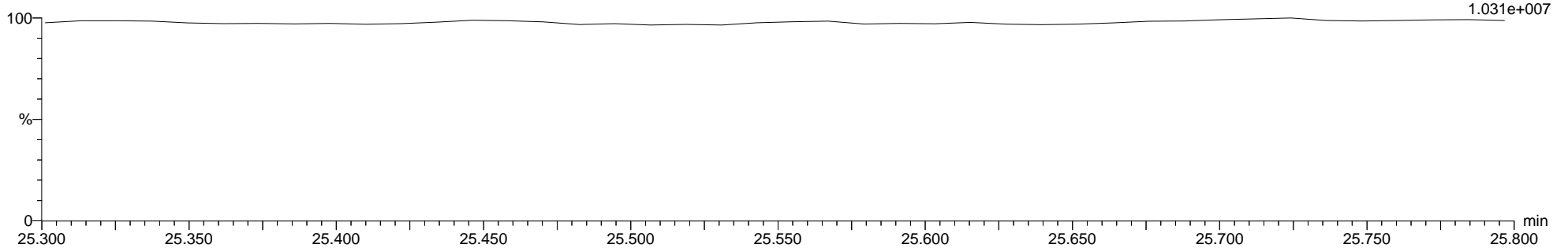
5-190814A24 Smooth(Mn,1x1)
1668A-CS7-018C H5-19-WDM-679

F5:Voltage SIR,EI+
395.7995
9.496e+006



5-190814A24 Smooth(Mn,1x1)
1668A-CS7-018C H5-19-WDM-679

F5:Voltage SIR,EI+
354.9792
1.031e+007



Quantify Audit Report MassLynx MassLynx V4.1 SCN 901

Dataset: \\NABREWS002\Instdata\Organics Instrument\HIGHRES GCMS Completed Results Files\HR-5\1908\5-190814A3-mod-0815E

Last Altered: Thursday, August 15, 2019 17:50:29 Eastern Daylight Time

Printed: Friday, August 30, 2019 16:30:48 Eastern Daylight Time

Date	Time	Event	Details	Comments
15-Aug-19	16:10:37	Process Extract		
15-Aug-19	16:10:38	Process Integrate		
15-Aug-19	16:10:39	Process Calibrate		
15-Aug-19	16:10:40	Process Quantify		
15-Aug-19	16:10:40	Dataset Created		
15-Aug-19	16:10:47	Dataset Saved	Saved to \\NABREWS002\Instdata\Organics Instrument\HIG...	
15-Aug-19	17:22:04	Pre modification peak	Sample:5-190814A24, Compound:TeCB-F3, RT:15.038	
15-Aug-19	17:22:04	Peak modified	Sample:5-190814A24, Compound:TeCB-F3, RT:15.038	ES190815MJ
15-Aug-19	17:22:04	Pre modification peak	Sample:5-190814A24, Compound:TeCB-F3, RT:18.092	
15-Aug-19	17:22:04	Peak modified	Sample:5-190814A24, Compound:TeCB-F3, RT:18.092	ES190815MJ
15-Aug-19	17:22:24	Pre modification peak	Sample:5-190814A24, Compound:PeCB-F4, RT:19.558	
15-Aug-19	17:22:24	Peak modified	Sample:5-190814A24, Compound:PeCB-F4, RT:19.558	ES190815MJ
15-Aug-19	17:22:24	Pre modification peak	Sample:5-190814A24, Compound:PeCB-F4, RT:18.485	
15-Aug-19	17:22:24	Peak modified	Sample:5-190814A24, Compound:PeCB-F4, RT:18.485	ES190815MJ
15-Aug-19	17:23:18	Pre modification peak	Sample:5-190814A24, Compound:PeCB-F4, RT:18.485	
15-Aug-19	17:23:18	Peak modified	Sample:5-190814A24, Compound:PeCB-F4, RT:18.485	ES190815MJ
15-Aug-19	17:23:18	Pre modification peak	Sample:5-190814A24, Compound:PeCB-F4, RT:18.485	
15-Aug-19	17:23:18	Peak modified	Sample:5-190814A24, Compound:PeCB-F4, RT:18.485	ES190815MJ
15-Aug-19	17:23:18	Pre modification peak	Sample:5-190814A24, Compound:PeCB-F4, RT:18.485	
15-Aug-19	17:23:18	Peak modified	Sample:5-190814A24, Compound:PeCB-F4, RT:18.485	ES190815MJ
15-Aug-19	17:23:18	Pre modification peak	Sample:5-190814A24, Compound:PeCB-F4, RT:19.197	
15-Aug-19	17:23:18	Peak modified	Sample:5-190814A24, Compound:PeCB-F4, RT:19.197	ES190815MJ
15-Aug-19	17:23:18	Pre modification peak	Sample:5-190814A24, Compound:PeCB-F4, RT:18.485	
15-Aug-19	17:23:18	Peak modified	Sample:5-190814A24, Compound:PeCB-F4, RT:18.485	ES190815MJ
15-Aug-19	17:23:18	Pre modification peak	Sample:5-190814A24, Compound:PeCB-F4, RT:18.485	
15-Aug-19	17:23:18	Peak modified	Sample:5-190814A24, Compound:PeCB-F4, RT:18.485	ES190815MJ
15-Aug-19	17:23:18	Pre modification peak	Sample:5-190814A24, Compound:PeCB-F4, RT:18.485	
15-Aug-19	17:23:18	Peak modified	Sample:5-190814A24, Compound:PeCB-F4, RT:18.485	ES190815MJ
15-Aug-19	17:23:18	Pre modification peak	Sample:5-190814A24, Compound:PeCB-F4, RT:19.197	
15-Aug-19	17:23:18	Peak modified	Sample:5-190814A24, Compound:PeCB-F4, RT:19.197	ES190815MJ
15-Aug-19	17:23:47	Pre modification peak	Sample:5-190814A24, Compound:PeCB-F4, RT:18.485	
15-Aug-19	17:23:47	Peak modified	Sample:5-190814A24, Compound:PeCB-F4, RT:18.485	ES190815MJ
15-Aug-19	17:23:47	Pre modification peak	Sample:5-190814A24, Compound:PeCB-F4, RT:21.630	
15-Aug-19	17:23:47	Peak modified	Sample:5-190814A24, Compound:PeCB-F4, RT:21.630	ES190815MJ
15-Aug-19	17:23:47	Pre modification peak	Sample:5-190814A24, Compound:PeCB-F4, RT:18.485	
15-Aug-19	17:23:47	Peak modified	Sample:5-190814A24, Compound:PeCB-F4, RT:18.485	ES190815MJ
15-Aug-19	17:23:47	Pre modification peak	Sample:5-190814A24, Compound:PeCB-F4, RT:18.485	
15-Aug-19	17:23:47	Peak modified	Sample:5-190814A24, Compound:PeCB-F4, RT:18.485	ES190815MJ
15-Aug-19	17:23:47	Pre modification peak	Sample:5-190814A24, Compound:PeCB-F4, RT:21.630	
15-Aug-19	17:23:47	Peak modified	Sample:5-190814A24, Compound:PeCB-F4, RT:21.630	ES190815MJ
15-Aug-19	17:23:47	Pre modification peak	Sample:5-190814A24, Compound:PeCB-F4, RT:21.472	
15-Aug-19	17:23:47	Peak modified	Sample:5-190814A24, Compound:PeCB-F4, RT:21.472	ES190815MJ
15-Aug-19	17:24:10	Pre modification peak	Sample:5-190814A24, Compound:HxCB-F5, RT:22.570	
15-Aug-19	17:24:10	Peak modified	Sample:5-190814A24, Compound:HxCB-F5, RT:22.570	ES190815MJ
15-Aug-19	17:24:10	Pre modification peak	Sample:5-190814A24, Compound:HxCB-F5, RT:24.709	
15-Aug-19	17:24:10	Peak modified	Sample:5-190814A24, Compound:HxCB-F5, RT:24.709	ES190815MJ
15-Aug-19	17:24:10	Pre modification peak	Sample:5-190814A24, Compound:HxCB-F5, RT:22.570	
15-Aug-19	17:24:10	Peak modified	Sample:5-190814A24, Compound:HxCB-F5, RT:22.570	ES190815MJ
15-Aug-19	17:24:10	Pre modification peak	Sample:5-190814A24, Compound:HxCB-F5, RT:24.709	
15-Aug-19	17:24:10	Peak modified	Sample:5-190814A24, Compound:HxCB-F5, RT:24.709	ES190815MJ
15-Aug-19	17:24:33	Peak added	Sample:5-190814A27, Compound:MoCB-F1, RT:10.256	ES190815MA
15-Aug-19	17:24:38	Peak added	Sample:5-190814A29, Compound:MoCB-F1, RT:10.396	ES190815MA
15-Aug-19	17:24:42	Pre modification peak	Sample:5-190814A29, Compound:MoCB-F1, RT:10.270	

Quantify Audit Report MassLynx MassLynx V4.1 SCN 901

Dataset: \\NABREWS002\Instdata\Organics Instrument\HIGHRES GCMS Completed Results Files\HR-5\1908\5-190814A3-mod-0815E

Last Altered: Thursday, August 15, 2019 17:50:29 Eastern Daylight Time

Printed: Friday, August 30, 2019 16:30:48 Eastern Daylight Time

Date	Time	Event	Details	Comments
15-Aug-19	17:24:42	Peak modified	Sample:5-190814A29, Compound:MoCB-F1, RT:10.270	ES190815MB
15-Aug-19	17:24:46	Peak added	Sample:5-190814A32, Compound:MoCB-F1, RT:10.256	ES190815MA
15-Aug-19	17:24:54	Pre modification peak	Sample:5-190814A33, Compound:MoCB-F1, RT:10.410	
15-Aug-19	17:24:54	Peak modified	Sample:5-190814A33, Compound:MoCB-F1, RT:10.410	ES190815MB
15-Aug-19	17:24:58	Peak added	Sample:5-190814A34, Compound:MoCB-F1, RT:10.284	ES190815MA
15-Aug-19	17:25:03	Pre modification peak	Sample:5-190814A34, Compound:MoCB-F1, RT:8.868	
15-Aug-19	17:25:03	Peak modified	Sample:5-190814A34, Compound:MoCB-F1, RT:8.868	ES190815MB
15-Aug-19	17:25:17	Peak added	Sample:5-190814A32, Compound:DiCB-F1, RT:11.826	ES190815MA
15-Aug-19	17:25:29	Peak added	Sample:5-190814A33, Compound:DiCB-F1, RT:10.677	ES190815MB
15-Aug-19	17:25:40	Peak added	Sample:5-190814A37, Compound:DiCB-F1, RT:11.826	ES190815MA
15-Aug-19	17:25:58	Peak added	Sample:5-190814A33, Compound:DiCB-F2, RT:14.048	ES190815MB
15-Aug-19	17:26:06	Peak modified	Sample:5-190814A33, Compound:DiCB-F2, RT:14.048	ES190815MB
15-Aug-19	17:26:35	Pre modification peak	Sample:5-190814A38, Compound:DiCB-F2, RT:14.232	
15-Aug-19	17:26:35	Peak modified	Sample:5-190814A38, Compound:DiCB-F2, RT:14.232	ES190815MB
15-Aug-19	17:26:56	Peak added	Sample:5-190814A29, Compound:TrCB-F1, RT:12.555	ES190815MA
15-Aug-19	17:27:08	Peak added	Sample:5-190814A27, Compound:TrCB-F2, RT:14.481	ES190815MA
15-Aug-19	17:27:08	Peak added	Sample:5-190814A27, Compound:TrCB-F2, RT:14.490	ES190815MA
15-Aug-19	17:27:20	Peak added	Sample:5-190814A27, Compound:TrCB-F2, RT:13.919	ES190815MB
15-Aug-19	17:27:20	Pre modification peak	Sample:5-190814A27, Compound:TrCB-F2, RT:13.901	
15-Aug-19	17:27:20	Peak modified	Sample:5-190814A27, Compound:TrCB-F2, RT:13.901	ES190815MB
15-Aug-19	17:27:24	Peak added	Sample:5-190814A28, Compound:TrCB-F2, RT:14.195	ES190815MA
15-Aug-19	17:27:32	Pre modification peak	Sample:5-190814A28, Compound:TrCB-F2, RT:13.919	
15-Aug-19	17:27:32	Peak modified	Sample:5-190814A28, Compound:TrCB-F2, RT:13.919	ES190815MB
15-Aug-19	17:27:45	Pre modification peak	Sample:5-190814A32, Compound:TrCB-F2, RT:14.195	
15-Aug-19	17:27:45	Peak modified	Sample:5-190814A32, Compound:TrCB-F2, RT:14.195	ES190815MB
15-Aug-19	17:27:45	Peak added	Sample:5-190814A32, Compound:TrCB-F2, RT:14.122	ES190815MB
15-Aug-19	17:27:51	Pre modification peak	Sample:5-190814A32, Compound:TrCB-F2, RT:14.029	
15-Aug-19	17:27:51	Peak modified	Sample:5-190814A32, Compound:TrCB-F2, RT:14.029	ES190815MB
15-Aug-19	17:28:11	Pre modification peak	Sample:5-190814A33, Compound:TrCB-F2, RT:14.214	
15-Aug-19	17:28:11	Peak modified	Sample:5-190814A33, Compound:TrCB-F2, RT:14.214	ES190815MB
15-Aug-19	17:28:11	Pre modification peak	Sample:5-190814A33, Compound:TrCB-F2, RT:14.131	
15-Aug-19	17:28:11	Peak modified	Sample:5-190814A33, Compound:TrCB-F2, RT:14.131	ES190815MB
15-Aug-19	17:28:11	Pre modification peak	Sample:5-190814A33, Compound:TrCB-F2, RT:14.214	
15-Aug-19	17:28:11	Peak modified	Sample:5-190814A33, Compound:TrCB-F2, RT:14.214	ES190815MB
15-Aug-19	17:28:11	Peak added	Sample:5-190814A33, Compound:TrCB-F2, RT:14.149	ES190815MB
15-Aug-19	17:28:35	Pre modification peak	Sample:5-190814A34, Compound:TrCB-F2, RT:14.214	
15-Aug-19	17:28:35	Peak modified	Sample:5-190814A34, Compound:TrCB-F2, RT:14.214	ES190815MB
15-Aug-19	17:28:35	Pre modification peak	Sample:5-190814A34, Compound:TrCB-F2, RT:14.149	
15-Aug-19	17:28:35	Peak modified	Sample:5-190814A34, Compound:TrCB-F2, RT:14.149	ES190815MB
15-Aug-19	17:28:35	Pre modification peak	Sample:5-190814A34, Compound:TrCB-F2, RT:14.223	
15-Aug-19	17:28:35	Peak modified	Sample:5-190814A34, Compound:TrCB-F2, RT:14.223	ES190815MB
15-Aug-19	17:28:35	Pre modification peak	Sample:5-190814A34, Compound:TrCB-F2, RT:13.937	
15-Aug-19	17:28:35	Peak modified	Sample:5-190814A34, Compound:TrCB-F2, RT:13.937	ES190815MB
15-Aug-19	17:28:35	Peak added	Sample:5-190814A34, Compound:TrCB-F2, RT:14.158	ES190815MB
15-Aug-19	17:28:55	Pre modification peak	Sample:5-190814A35, Compound:TrCB-F2, RT:14.223	
15-Aug-19	17:28:55	Peak modified	Sample:5-190814A35, Compound:TrCB-F2, RT:14.223	ES190815MB
15-Aug-19	17:28:55	Peak added	Sample:5-190814A35, Compound:TrCB-F2, RT:14.149	ES190815MB
15-Aug-19	17:29:10	Pre modification peak	Sample:5-190814A36, Compound:TrCB-F2, RT:14.214	
15-Aug-19	17:29:10	Peak modified	Sample:5-190814A36, Compound:TrCB-F2, RT:14.214	ES190815MB
15-Aug-19	17:29:10	Peak added	Sample:5-190814A36, Compound:TrCB-F2, RT:14.140	ES190815MB
15-Aug-19	17:29:15	Peak added	Sample:5-190814A37, Compound:TrCB-F2, RT:14.048	ES190815MA
15-Aug-19	17:29:45	Peak added	Sample:5-190814A34, Compound:TrCB-F3, RT:18.209	ES190815MA
15-Aug-19	17:30:19	Pre modification peak	Sample:5-190814A37, Compound:TrCB-F3, RT:17.984	

Quantify Audit Report MassLynx MassLynx V4.1 SCN 901

Dataset: \\NABREWS002\Instdata\Organics Instrument\HIGHRES GCMS Completed Results Files\HR-5\1908\5-190814A3-mod-0815E

Last Altered: Thursday, August 15, 2019 17:50:29 Eastern Daylight Time

Printed: Friday, August 30, 2019 16:30:48 Eastern Daylight Time

Date	Time	Event	Details	Comments
15-Aug-19	17:30:19	Peak modified	Sample:5-190814A37, Compound:TrCB-F3, RT:17.984	ES190815MB
15-Aug-19	17:30:19	Pre modification peak	Sample:5-190814A37, Compound:TrCB-F3, RT:17.974	
15-Aug-19	17:30:19	Peak modified	Sample:5-190814A37, Compound:TrCB-F3, RT:17.974	ES190815MB
15-Aug-19	17:30:32	Peak added	Sample:5-190814A38, Compound:TrCB-F3, RT:17.955	ES190815MA
15-Aug-19	17:31:23	Peak added	Sample:5-190814A27, Compound:TeCB-F3, RT:18.062	ES190815MA
15-Aug-19	17:31:31	Peak added	Sample:5-190814A28, Compound:TeCB-F3, RT:17.788	ES190815MA
15-Aug-19	17:31:44	Pre modification peak	Sample:5-190814A28, Compound:TeCB-F3, RT:15.038	
15-Aug-19	17:31:44	Peak modified	Sample:5-190814A28, Compound:TeCB-F3, RT:15.038	ES190815MJ
15-Aug-19	17:31:44	Pre modification peak	Sample:5-190814A28, Compound:TeCB-F3, RT:18.072	
15-Aug-19	17:31:44	Peak modified	Sample:5-190814A28, Compound:TeCB-F3, RT:18.072	ES190815MJ
15-Aug-19	17:31:44	Pre modification peak	Sample:5-190814A28, Compound:TeCB-F3, RT:18.062	
15-Aug-19	17:31:44	Peak modified	Sample:5-190814A28, Compound:TeCB-F3, RT:18.062	ES190815MJ
15-Aug-19	17:31:44	Pre modification peak	Sample:5-190814A28, Compound:TeCB-F3, RT:15.038	
15-Aug-19	17:31:44	Peak modified	Sample:5-190814A28, Compound:TeCB-F3, RT:15.038	ES190815MJ
15-Aug-19	17:31:56	Pre modification peak	Sample:5-190814A33, Compound:TeCB-F3, RT:18.092	
15-Aug-19	17:31:56	Peak modified	Sample:5-190814A33, Compound:TeCB-F3, RT:18.092	ES190815MJ
15-Aug-19	17:31:56	Pre modification peak	Sample:5-190814A33, Compound:TeCB-F3, RT:15.038	
15-Aug-19	17:31:56	Peak modified	Sample:5-190814A33, Compound:TeCB-F3, RT:15.038	ES190815MJ
15-Aug-19	17:32:04	Pre modification peak	Sample:5-190814A35, Compound:TeCB-F3, RT:18.092	
15-Aug-19	17:32:04	Peak modified	Sample:5-190814A35, Compound:TeCB-F3, RT:18.092	ES190815MJ
15-Aug-19	17:32:04	Pre modification peak	Sample:5-190814A35, Compound:TeCB-F3, RT:15.038	
15-Aug-19	17:32:04	Peak modified	Sample:5-190814A35, Compound:TeCB-F3, RT:15.038	ES190815MJ
15-Aug-19	17:32:11	Pre modification peak	Sample:5-190814A36, Compound:TeCB-F3, RT:18.092	
15-Aug-19	17:32:11	Peak modified	Sample:5-190814A36, Compound:TeCB-F3, RT:18.092	ES190815MJ
15-Aug-19	17:32:11	Pre modification peak	Sample:5-190814A36, Compound:TeCB-F3, RT:17.974	
15-Aug-19	17:32:11	Peak modified	Sample:5-190814A36, Compound:TeCB-F3, RT:17.974	ES190815MJ
15-Aug-19	17:32:23	Pre modification peak	Sample:5-190814A37, Compound:TeCB-F3, RT:15.038	
15-Aug-19	17:32:23	Peak modified	Sample:5-190814A37, Compound:TeCB-F3, RT:15.038	ES190815MJ
15-Aug-19	17:32:23	Pre modification peak	Sample:5-190814A37, Compound:TeCB-F3, RT:18.082	
15-Aug-19	17:32:23	Peak modified	Sample:5-190814A37, Compound:TeCB-F3, RT:18.082	ES190815MJ
15-Aug-19	17:32:23	Pre modification peak	Sample:5-190814A37, Compound:TeCB-F3, RT:15.038	
15-Aug-19	17:32:23	Peak modified	Sample:5-190814A37, Compound:TeCB-F3, RT:15.038	ES190815MJ
15-Aug-19	17:32:23	Pre modification peak	Sample:5-190814A37, Compound:TeCB-F3, RT:18.092	
15-Aug-19	17:32:23	Peak modified	Sample:5-190814A37, Compound:TeCB-F3, RT:18.092	ES190815MJ
15-Aug-19	17:32:31	Pre modification peak	Sample:5-190814A38, Compound:TeCB-F3, RT:18.082	
15-Aug-19	17:32:31	Peak modified	Sample:5-190814A38, Compound:TeCB-F3, RT:18.082	ES190815MJ
15-Aug-19	17:32:31	Pre modification peak	Sample:5-190814A38, Compound:TeCB-F3, RT:17.984	
15-Aug-19	17:32:31	Peak modified	Sample:5-190814A38, Compound:TeCB-F3, RT:17.984	ES190815MJ
15-Aug-19	17:32:52	Method modified		
15-Aug-19	17:32:59	Process Calibrate		
15-Aug-19	17:32:59	Process Quantify		
15-Aug-19	17:33:25	Pre modification peak	Sample:5-190814A27, Compound:TeCB-F4, RT:19.539	
15-Aug-19	17:33:25	Peak modified	Sample:5-190814A27, Compound:TeCB-F4, RT:19.539	ES190815MB
15-Aug-19	17:33:42	Peak added	Sample:5-190814A32, Compound:TeCB-F4, RT:22.046	ES190815MB
15-Aug-19	17:33:55	Peak added	Sample:5-190814A33, Compound:TeCB-F4, RT:22.092	ES190815MB
15-Aug-19	17:34:16	Peak added	Sample:5-190814A37, Compound:TeCB-F4, RT:20.233	ES190815MA
15-Aug-19	17:34:43	Pre modification peak	Sample:5-190814A38, Compound:TeCB-F4, RT:22.064	
15-Aug-19	17:34:43	Peak modified	Sample:5-190814A38, Compound:TeCB-F4, RT:22.064	ES190815MB
15-Aug-19	17:34:43	Peak added	Sample:5-190814A38, Compound:TeCB-F4, RT:22.074	ES190815MB
15-Aug-19	17:34:50	Peak modified	Sample:5-190814A38, Compound:TeCB-F4, RT:22.064	ES190815MB
15-Aug-19	17:35:34	Pre modification peak	Sample:5-190814A33, Compound:PeCB-F4, RT:18.485	
15-Aug-19	17:35:34	Peak modified	Sample:5-190814A33, Compound:PeCB-F4, RT:18.485	ES190815MJ
15-Aug-19	17:35:34	Pre modification peak	Sample:5-190814A33, Compound:PeCB-F4, RT:19.715	

Quantify Audit Report MassLynx MassLynx V4.1 SCN 901

Dataset: \\NABREWS002\Instdata\Organics Instrument\HIGHRES GCMS Completed Results Files\HR-5\1908\5-190814A3-mod-0815E

Last Altered: Thursday, August 15, 2019 17:50:29 Eastern Daylight Time

Printed: Friday, August 30, 2019 16:30:48 Eastern Daylight Time

Date	Time	Event	Details	Comments
15-Aug-19	17:35:34	Peak modified	Sample:5-190814A33, Compound:PeCB-F4, RT:19.715	ES190815MJ
15-Aug-19	17:35:46	Peak added	Sample:5-190814A34, Compound:PeCB-F4, RT:19.576	ES190815MB
15-Aug-19	17:35:46	Pre modification peak	Sample:5-190814A34, Compound:PeCB-F4, RT:18.485	
15-Aug-19	17:35:46	Peak modified	Sample:5-190814A34, Compound:PeCB-F4, RT:18.485	ES190815MB
15-Aug-19	17:35:46	Pre modification peak	Sample:5-190814A34, Compound:PeCB-F4, RT:19.576	
15-Aug-19	17:35:46	Peak modified	Sample:5-190814A34, Compound:PeCB-F4, RT:19.576	ES190815MB
15-Aug-19	17:36:01	Peak added	Sample:5-190814A27, Compound:PeCB-F4, RT:20.927	ES190815MA
15-Aug-19	17:36:08	Peak added	Sample:5-190814A28, Compound:PeCB-F4, RT:20.917	ES190815MA
15-Aug-19	17:36:26	Pre modification peak	Sample:5-190814A37, Compound:PeCB-F4, RT:20.316	
15-Aug-19	17:36:26	Peak modified	Sample:5-190814A37, Compound:PeCB-F4, RT:20.316	ES190815MB
15-Aug-19	17:36:26	Pre modification peak	Sample:5-190814A37, Compound:PeCB-F4, RT:18.485	
15-Aug-19	17:36:26	Peak modified	Sample:5-190814A37, Compound:PeCB-F4, RT:18.485	ES190815MB
15-Aug-19	17:36:43	Pre modification peak	Sample:5-190814A28, Compound:PeCB-F4, RT:21.269	
15-Aug-19	17:36:43	Peak modified	Sample:5-190814A28, Compound:PeCB-F4, RT:21.269	ES190815MJ
15-Aug-19	17:36:43	Pre modification peak	Sample:5-190814A28, Compound:PeCB-F4, RT:18.485	
15-Aug-19	17:36:43	Peak modified	Sample:5-190814A28, Compound:PeCB-F4, RT:18.485	ES190815MJ
15-Aug-19	17:36:43	Pre modification peak	Sample:5-190814A28, Compound:PeCB-F4, RT:21.213	
15-Aug-19	17:36:43	Peak modified	Sample:5-190814A28, Compound:PeCB-F4, RT:21.213	ES190815MJ
15-Aug-19	17:36:43	Pre modification peak	Sample:5-190814A28, Compound:PeCB-F4, RT:18.485	
15-Aug-19	17:36:43	Peak modified	Sample:5-190814A28, Compound:PeCB-F4, RT:18.485	ES190815MJ
15-Aug-19	17:36:57	Pre modification peak	Sample:5-190814A29, Compound:PeCB-F4, RT:21.278	
15-Aug-19	17:36:57	Peak modified	Sample:5-190814A29, Compound:PeCB-F4, RT:21.278	ES190815MJ
15-Aug-19	17:36:57	Pre modification peak	Sample:5-190814A29, Compound:PeCB-F4, RT:18.485	
15-Aug-19	17:36:57	Peak modified	Sample:5-190814A29, Compound:PeCB-F4, RT:18.485	ES190815MJ
15-Aug-19	17:36:57	Pre modification peak	Sample:5-190814A29, Compound:PeCB-F4, RT:21.269	
15-Aug-19	17:36:57	Peak modified	Sample:5-190814A29, Compound:PeCB-F4, RT:21.269	ES190815MJ
15-Aug-19	17:36:57	Pre modification peak	Sample:5-190814A29, Compound:PeCB-F4, RT:18.485	
15-Aug-19	17:36:57	Peak modified	Sample:5-190814A29, Compound:PeCB-F4, RT:18.485	ES190815MJ
15-Aug-19	17:37:09	Pre modification peak	Sample:5-190814A32, Compound:PeCB-F4, RT:21.260	
15-Aug-19	17:37:09	Peak modified	Sample:5-190814A32, Compound:PeCB-F4, RT:21.260	ES190815MJ
15-Aug-19	17:37:09	Pre modification peak	Sample:5-190814A32, Compound:PeCB-F4, RT:18.485	
15-Aug-19	17:37:09	Peak modified	Sample:5-190814A32, Compound:PeCB-F4, RT:18.485	ES190815MJ
15-Aug-19	17:37:09	Pre modification peak	Sample:5-190814A32, Compound:PeCB-F4, RT:21.260	
15-Aug-19	17:37:09	Peak modified	Sample:5-190814A32, Compound:PeCB-F4, RT:21.260	ES190815MJ
15-Aug-19	17:37:09	Pre modification peak	Sample:5-190814A32, Compound:PeCB-F4, RT:18.485	
15-Aug-19	17:37:09	Peak modified	Sample:5-190814A32, Compound:PeCB-F4, RT:18.485	ES190815MJ
15-Aug-19	17:37:20	Pre modification peak	Sample:5-190814A33, Compound:PeCB-F4, RT:21.288	
15-Aug-19	17:37:20	Peak modified	Sample:5-190814A33, Compound:PeCB-F4, RT:21.288	ES190815MJ
15-Aug-19	17:37:20	Pre modification peak	Sample:5-190814A33, Compound:PeCB-F4, RT:18.485	
15-Aug-19	17:37:20	Peak modified	Sample:5-190814A33, Compound:PeCB-F4, RT:18.485	ES190815MJ
15-Aug-19	17:37:20	Pre modification peak	Sample:5-190814A33, Compound:PeCB-F4, RT:21.288	
15-Aug-19	17:37:20	Peak modified	Sample:5-190814A33, Compound:PeCB-F4, RT:21.288	ES190815MJ
15-Aug-19	17:37:20	Pre modification peak	Sample:5-190814A33, Compound:PeCB-F4, RT:18.485	
15-Aug-19	17:37:20	Peak modified	Sample:5-190814A33, Compound:PeCB-F4, RT:18.485	ES190815MJ
15-Aug-19	17:37:31	Pre modification peak	Sample:5-190814A34, Compound:PeCB-F4, RT:21.232	
15-Aug-19	17:37:31	Peak modified	Sample:5-190814A34, Compound:PeCB-F4, RT:21.232	ES190815MJ
15-Aug-19	17:37:31	Pre modification peak	Sample:5-190814A34, Compound:PeCB-F4, RT:18.485	
15-Aug-19	17:37:31	Peak modified	Sample:5-190814A34, Compound:PeCB-F4, RT:18.485	ES190815MJ
15-Aug-19	17:37:31	Pre modification peak	Sample:5-190814A34, Compound:PeCB-F4, RT:21.297	
15-Aug-19	17:37:31	Peak modified	Sample:5-190814A34, Compound:PeCB-F4, RT:21.297	ES190815MJ
15-Aug-19	17:37:31	Pre modification peak	Sample:5-190814A34, Compound:PeCB-F4, RT:18.485	
15-Aug-19	17:37:31	Peak modified	Sample:5-190814A34, Compound:PeCB-F4, RT:18.485	ES190815MJ
15-Aug-19	17:37:43	Pre modification peak	Sample:5-190814A35, Compound:PeCB-F4, RT:21.297	

Quantify Audit Report MassLynx MassLynx V4.1 SCN 901

Dataset: \\NABREWS002\Instdata\Organics Instrument\HIGHRES GCMS Completed Results Files\HR-5\1908\5-190814A3-mod-0815E

Last Altered: Thursday, August 15, 2019 17:50:29 Eastern Daylight Time

Printed: Friday, August 30, 2019 16:30:48 Eastern Daylight Time

Date	Time	Event	Details	Comments
15-Aug-19	17:37:43	Peak modified	Sample:5-190814A35, Compound:PeCB-F4, RT:21.297	ES190815MJ
15-Aug-19	17:37:43	Pre modification peak	Sample:5-190814A35, Compound:PeCB-F4, RT:18.485	
15-Aug-19	17:37:43	Peak modified	Sample:5-190814A35, Compound:PeCB-F4, RT:18.485	ES190815MJ
15-Aug-19	17:37:43	Pre modification peak	Sample:5-190814A35, Compound:PeCB-F4, RT:21.297	
15-Aug-19	17:37:43	Peak modified	Sample:5-190814A35, Compound:PeCB-F4, RT:21.297	ES190815MJ
15-Aug-19	17:37:43	Pre modification peak	Sample:5-190814A35, Compound:PeCB-F4, RT:18.485	
15-Aug-19	17:37:43	Peak modified	Sample:5-190814A35, Compound:PeCB-F4, RT:18.485	ES190815MJ
15-Aug-19	17:37:54	Pre modification peak	Sample:5-190814A36, Compound:PeCB-F4, RT:21.288	
15-Aug-19	17:37:54	Peak modified	Sample:5-190814A36, Compound:PeCB-F4, RT:21.288	ES190815MJ
15-Aug-19	17:37:54	Pre modification peak	Sample:5-190814A36, Compound:PeCB-F4, RT:18.485	
15-Aug-19	17:37:54	Peak modified	Sample:5-190814A36, Compound:PeCB-F4, RT:18.485	ES190815MJ
15-Aug-19	17:37:54	Pre modification peak	Sample:5-190814A36, Compound:PeCB-F4, RT:21.288	
15-Aug-19	17:37:54	Peak modified	Sample:5-190814A36, Compound:PeCB-F4, RT:21.288	ES190815MJ
15-Aug-19	17:37:54	Pre modification peak	Sample:5-190814A36, Compound:PeCB-F4, RT:18.485	
15-Aug-19	17:37:54	Peak modified	Sample:5-190814A36, Compound:PeCB-F4, RT:18.485	ES190815MJ
15-Aug-19	17:38:05	Pre modification peak	Sample:5-190814A37, Compound:PeCB-F4, RT:21.288	
15-Aug-19	17:38:05	Peak modified	Sample:5-190814A37, Compound:PeCB-F4, RT:21.288	ES190815MJ
15-Aug-19	17:38:05	Pre modification peak	Sample:5-190814A37, Compound:PeCB-F4, RT:18.485	
15-Aug-19	17:38:05	Peak modified	Sample:5-190814A37, Compound:PeCB-F4, RT:18.485	ES190815MJ
15-Aug-19	17:38:05	Pre modification peak	Sample:5-190814A37, Compound:PeCB-F4, RT:21.288	
15-Aug-19	17:38:05	Peak modified	Sample:5-190814A37, Compound:PeCB-F4, RT:21.288	ES190815MJ
15-Aug-19	17:38:05	Pre modification peak	Sample:5-190814A37, Compound:PeCB-F4, RT:18.485	
15-Aug-19	17:38:05	Peak modified	Sample:5-190814A37, Compound:PeCB-F4, RT:18.485	ES190815MJ
15-Aug-19	17:38:16	Pre modification peak	Sample:5-190814A38, Compound:PeCB-F4, RT:21.278	
15-Aug-19	17:38:16	Peak modified	Sample:5-190814A38, Compound:PeCB-F4, RT:21.278	ES190815MJ
15-Aug-19	17:38:16	Pre modification peak	Sample:5-190814A38, Compound:PeCB-F4, RT:18.485	
15-Aug-19	17:38:16	Peak modified	Sample:5-190814A38, Compound:PeCB-F4, RT:18.485	ES190815MJ
15-Aug-19	17:38:16	Pre modification peak	Sample:5-190814A38, Compound:PeCB-F4, RT:21.278	
15-Aug-19	17:38:16	Peak modified	Sample:5-190814A38, Compound:PeCB-F4, RT:21.278	ES190815MJ
15-Aug-19	17:38:16	Pre modification peak	Sample:5-190814A38, Compound:PeCB-F4, RT:18.485	
15-Aug-19	17:38:16	Peak modified	Sample:5-190814A38, Compound:PeCB-F4, RT:18.485	ES190815MJ
15-Aug-19	17:38:38	Pre modification peak	Sample:5-190814A29, Compound:PeCB-F4, RT:21.528	
15-Aug-19	17:38:38	Peak modified	Sample:5-190814A29, Compound:PeCB-F4, RT:21.528	ES190815MJ
15-Aug-19	17:38:38	Pre modification peak	Sample:5-190814A29, Compound:PeCB-F4, RT:21.694	
15-Aug-19	17:38:38	Peak modified	Sample:5-190814A29, Compound:PeCB-F4, RT:21.694	ES190815MJ
15-Aug-19	17:38:38	Pre modification peak	Sample:5-190814A29, Compound:PeCB-F4, RT:18.485	
15-Aug-19	17:38:38	Peak modified	Sample:5-190814A29, Compound:PeCB-F4, RT:18.485	ES190815MJ
15-Aug-19	17:38:38	Pre modification peak	Sample:5-190814A29, Compound:PeCB-F4, RT:18.485	
15-Aug-19	17:38:38	Peak modified	Sample:5-190814A29, Compound:PeCB-F4, RT:18.485	ES190815MJ
15-Aug-19	17:38:38	Pre modification peak	Sample:5-190814A29, Compound:PeCB-F4, RT:21.685	
15-Aug-19	17:38:38	Peak modified	Sample:5-190814A29, Compound:PeCB-F4, RT:21.685	ES190815MJ
15-Aug-19	17:38:51	Pre modification peak	Sample:5-190814A32, Compound:PeCB-F4, RT:18.485	
15-Aug-19	17:38:51	Peak modified	Sample:5-190814A32, Compound:PeCB-F4, RT:18.485	ES190815MJ
15-Aug-19	17:38:51	Pre modification peak	Sample:5-190814A32, Compound:PeCB-F4, RT:18.485	
15-Aug-19	17:38:51	Peak modified	Sample:5-190814A32, Compound:PeCB-F4, RT:18.485	ES190815MJ
15-Aug-19	17:38:51	Pre modification peak	Sample:5-190814A32, Compound:PeCB-F4, RT:21.676	
15-Aug-19	17:38:51	Peak modified	Sample:5-190814A32, Compound:PeCB-F4, RT:21.676	ES190815MJ
15-Aug-19	17:38:51	Pre modification peak	Sample:5-190814A32, Compound:PeCB-F4, RT:21.500	
15-Aug-19	17:38:51	Peak modified	Sample:5-190814A32, Compound:PeCB-F4, RT:21.500	ES190815MJ
15-Aug-19	17:38:51	Pre modification peak	Sample:5-190814A32, Compound:PeCB-F4, RT:21.676	
15-Aug-19	17:38:51	Peak modified	Sample:5-190814A32, Compound:PeCB-F4, RT:21.676	ES190815MJ
15-Aug-19	17:39:06	Pre modification peak	Sample:5-190814A33, Compound:PeCB-F4, RT:18.485	
15-Aug-19	17:39:06	Peak modified	Sample:5-190814A33, Compound:PeCB-F4, RT:18.485	ES190815MJ

Quantify Audit Report MassLynx MassLynx V4.1 SCN 901

Dataset: \\NABREWS002\Instdata\Organics Instrument\HIGHRES GCMS Completed Results Files\HR-5\1908\5-190814A3-mod-0815E

Last Altered: Thursday, August 15, 2019 17:50:29 Eastern Daylight Time

Printed: Friday, August 30, 2019 16:30:48 Eastern Daylight Time

Date	Time	Event	Details	Comments
15-Aug-19	17:39:06	Pre modification peak	Sample:5-190814A33, Compound:PeCB-F4, RT:21.704	
15-Aug-19	17:39:06	Peak modified	Sample:5-190814A33, Compound:PeCB-F4, RT:21.704	ES190815MJ
15-Aug-19	17:39:06	Pre modification peak	Sample:5-190814A33, Compound:PeCB-F4, RT:21.704	
15-Aug-19	17:39:06	Peak modified	Sample:5-190814A33, Compound:PeCB-F4, RT:21.704	ES190815MJ
15-Aug-19	17:39:25	Pre modification peak	Sample:5-190814A34, Compound:PeCB-F4, RT:21.510	
15-Aug-19	17:39:25	Peak modified	Sample:5-190814A34, Compound:PeCB-F4, RT:21.510	ES190815MJ
15-Aug-19	17:39:25	Pre modification peak	Sample:5-190814A34, Compound:PeCB-F4, RT:21.713	
15-Aug-19	17:39:25	Peak modified	Sample:5-190814A34, Compound:PeCB-F4, RT:21.713	ES190815MJ
15-Aug-19	17:39:25	Pre modification peak	Sample:5-190814A34, Compound:PeCB-F4, RT:18.485	
15-Aug-19	17:39:25	Peak modified	Sample:5-190814A34, Compound:PeCB-F4, RT:18.485	ES190815MJ
15-Aug-19	17:39:25	Pre modification peak	Sample:5-190814A34, Compound:PeCB-F4, RT:18.485	
15-Aug-19	17:39:25	Peak modified	Sample:5-190814A34, Compound:PeCB-F4, RT:18.485	ES190815MJ
15-Aug-19	17:39:25	Pre modification peak	Sample:5-190814A34, Compound:PeCB-F4, RT:21.713	
15-Aug-19	17:39:25	Peak modified	Sample:5-190814A34, Compound:PeCB-F4, RT:21.713	ES190815MJ
15-Aug-19	17:39:47	Peak modified	Sample:5-190814A35, Compound:PeCB-F4, RT:21.297	ES190815MB
15-Aug-19	17:39:47	Pre modification peak	Sample:5-190814A35, Compound:PeCB-F4, RT:21.528	
15-Aug-19	17:39:47	Peak modified	Sample:5-190814A35, Compound:PeCB-F4, RT:21.528	ES190815MB
15-Aug-19	17:39:47	Pre modification peak	Sample:5-190814A35, Compound:PeCB-F4, RT:21.713	
15-Aug-19	17:39:47	Peak modified	Sample:5-190814A35, Compound:PeCB-F4, RT:21.713	ES190815MB
15-Aug-19	17:39:47	Pre modification peak	Sample:5-190814A35, Compound:PeCB-F4, RT:21.519	
15-Aug-19	17:39:47	Peak modified	Sample:5-190814A35, Compound:PeCB-F4, RT:21.519	ES190815MB
15-Aug-19	17:39:47	Pre modification peak	Sample:5-190814A35, Compound:PeCB-F4, RT:21.519	
15-Aug-19	17:39:47	Peak modified	Sample:5-190814A35, Compound:PeCB-F4, RT:21.519	ES190815MB
15-Aug-19	17:39:47	Pre modification peak	Sample:5-190814A35, Compound:PeCB-F4, RT:21.713	
15-Aug-19	17:39:47	Peak modified	Sample:5-190814A35, Compound:PeCB-F4, RT:21.713	ES190815MB
15-Aug-19	17:40:06	Pre modification peak	Sample:5-190814A36, Compound:PeCB-F4, RT:18.485	
15-Aug-19	17:40:06	Peak modified	Sample:5-190814A36, Compound:PeCB-F4, RT:18.485	ES190815MJ
15-Aug-19	17:40:06	Pre modification peak	Sample:5-190814A36, Compound:PeCB-F4, RT:21.694	
15-Aug-19	17:40:06	Peak modified	Sample:5-190814A36, Compound:PeCB-F4, RT:21.694	ES190815MJ
15-Aug-19	17:40:06	Pre modification peak	Sample:5-190814A36, Compound:PeCB-F4, RT:18.485	
15-Aug-19	17:40:06	Peak modified	Sample:5-190814A36, Compound:PeCB-F4, RT:18.485	ES190815MJ
15-Aug-19	17:40:06	Pre modification peak	Sample:5-190814A36, Compound:PeCB-F4, RT:21.694	
15-Aug-19	17:40:06	Peak modified	Sample:5-190814A36, Compound:PeCB-F4, RT:21.694	ES190815MJ
15-Aug-19	17:40:06	Pre modification peak	Sample:5-190814A36, Compound:PeCB-F4, RT:18.485	
15-Aug-19	17:40:06	Peak modified	Sample:5-190814A36, Compound:PeCB-F4, RT:18.485	ES190815MJ
15-Aug-19	17:40:15	Pre modification peak	Sample:5-190814A37, Compound:PeCB-F4, RT:21.528	
15-Aug-19	17:40:15	Peak modified	Sample:5-190814A37, Compound:PeCB-F4, RT:21.528	ES190815MJ
15-Aug-19	17:40:15	Pre modification peak	Sample:5-190814A37, Compound:PeCB-F4, RT:21.704	
15-Aug-19	17:40:15	Peak modified	Sample:5-190814A37, Compound:PeCB-F4, RT:21.704	ES190815MJ
15-Aug-19	17:40:31	Pre modification peak	Sample:5-190814A38, Compound:PeCB-F4, RT:21.528	
15-Aug-19	17:40:31	Peak modified	Sample:5-190814A38, Compound:PeCB-F4, RT:21.528	ES190815MJ
15-Aug-19	17:40:31	Pre modification peak	Sample:5-190814A38, Compound:PeCB-F4, RT:21.694	
15-Aug-19	17:40:31	Peak modified	Sample:5-190814A38, Compound:PeCB-F4, RT:21.694	ES190815MJ
15-Aug-19	17:40:31	Pre modification peak	Sample:5-190814A38, Compound:PeCB-F4, RT:18.485	
15-Aug-19	17:40:31	Peak modified	Sample:5-190814A38, Compound:PeCB-F4, RT:18.485	ES190815MJ
15-Aug-19	17:40:31	Pre modification peak	Sample:5-190814A38, Compound:PeCB-F4, RT:21.694	
15-Aug-19	17:40:31	Peak modified	Sample:5-190814A38, Compound:PeCB-F4, RT:21.694	ES190815MJ
15-Aug-19	17:41:12	Peak added	Sample:5-190814A27, Compound:PeCB-F5, RT:23.235	ES190815MA
15-Aug-19	17:41:29	Pre modification peak	Sample:5-190814A36, Compound:PeCB-F5, RT:23.259	
15-Aug-19	17:41:29	Peak modified	Sample:5-190814A36, Compound:PeCB-F5, RT:23.259	ES190815MB
15-Aug-19	17:41:37	Pre modification peak	Sample:5-190814A36, Compound:PeCB-F5, RT:23.259	
15-Aug-19	17:41:37	Peak modified	Sample:5-190814A36, Compound:PeCB-F5, RT:23.259	ES190815MB
15-Aug-19	17:41:59	Pre modification peak	Sample:5-190814A28, Compound:HxCB-F4, RT:22.148	

Quantify Audit Report MassLynx MassLynx V4.1 SCN 901

Dataset: \\NABREWS002\Instdata\Organics Instrument\HIGHRES GCMS Completed Results Files\HR-5\1908\5-190814A3-mod-0815E

Last Altered: Thursday, August 15, 2019 17:50:29 Eastern Daylight Time

Printed: Friday, August 30, 2019 16:30:48 Eastern Daylight Time

Date	Time	Event	Details	Comments
15-Aug-19	17:41:59	Peak modified	Sample:5-190814A28, Compound:HxCB-F4, RT:22.148	ES190815MJ
15-Aug-19	17:41:59	Pre modification peak	Sample:5-190814A28, Compound:HxCB-F4, RT:18.485	
15-Aug-19	17:41:59	Peak modified	Sample:5-190814A28, Compound:HxCB-F4, RT:18.485	ES190815MJ
15-Aug-19	17:42:04	Peak added	Sample:5-190814A28, Compound:HxCB-F4, RT:22.453	ES190815MA
15-Aug-19	17:42:12	Pre modification peak	Sample:5-190814A29, Compound:HxCB-F4, RT:20.936	
15-Aug-19	17:42:12	Peak modified	Sample:5-190814A29, Compound:HxCB-F4, RT:20.936	ES190815MJ
15-Aug-19	17:42:12	Pre modification peak	Sample:5-190814A29, Compound:HxCB-F4, RT:18.485	
15-Aug-19	17:42:12	Peak modified	Sample:5-190814A29, Compound:HxCB-F4, RT:18.485	ES190815MJ
15-Aug-19	17:42:28	Peak added	Sample:5-190814A32, Compound:HxCB-F4, RT:22.453	ES190815MA
15-Aug-19	17:42:33	Peak added	Sample:5-190814A33, Compound:HxCB-F4, RT:22.471	ES190815MA
15-Aug-19	17:42:41	Pre modification peak	Sample:5-190814A33, Compound:HxCB-F4, RT:22.166	
15-Aug-19	17:42:41	Peak modified	Sample:5-190814A33, Compound:HxCB-F4, RT:22.166	ES190815MB
15-Aug-19	17:42:52	Pre modification peak	Sample:5-190814A34, Compound:HxCB-F4, RT:22.111	
15-Aug-19	17:42:52	Peak modified	Sample:5-190814A34, Compound:HxCB-F4, RT:22.111	ES190815MJ
15-Aug-19	17:42:52	Pre modification peak	Sample:5-190814A34, Compound:HxCB-F4, RT:22.166	
15-Aug-19	17:42:52	Peak modified	Sample:5-190814A34, Compound:HxCB-F4, RT:22.166	ES190815MJ
15-Aug-19	17:42:57	Peak added	Sample:5-190814A34, Compound:HxCB-F4, RT:22.471	ES190815MA
15-Aug-19	17:43:06	Peak added	Sample:5-190814A35, Compound:HxCB-F4, RT:22.462	ES190815MA
15-Aug-19	17:43:18	Pre modification peak	Sample:5-190814A36, Compound:HxCB-F4, RT:18.485	
15-Aug-19	17:43:18	Peak modified	Sample:5-190814A36, Compound:HxCB-F4, RT:18.485	ES190815MJ
15-Aug-19	17:43:18	Pre modification peak	Sample:5-190814A36, Compound:HxCB-F4, RT:22.157	
15-Aug-19	17:43:18	Peak modified	Sample:5-190814A36, Compound:HxCB-F4, RT:22.157	ES190815MJ
15-Aug-19	17:43:18	Pre modification peak	Sample:5-190814A36, Compound:HxCB-F4, RT:18.485	
15-Aug-19	17:43:18	Peak modified	Sample:5-190814A36, Compound:HxCB-F4, RT:18.485	ES190815MJ
15-Aug-19	17:43:18	Pre modification peak	Sample:5-190814A36, Compound:HxCB-F4, RT:22.157	
15-Aug-19	17:43:18	Peak modified	Sample:5-190814A36, Compound:HxCB-F4, RT:22.157	ES190815MJ
15-Aug-19	17:44:27	Peak added	Sample:5-190814A27, Compound:HxCB-F5, RT:24.177	ES190815MA
15-Aug-19	17:44:45	Pre modification peak	Sample:5-190814A29, Compound:HxCB-F5, RT:23.307	
15-Aug-19	17:44:45	Peak modified	Sample:5-190814A29, Compound:HxCB-F5, RT:23.307	ES190815MB
15-Aug-19	17:44:45	Pre modification peak	Sample:5-190814A29, Compound:HxCB-F5, RT:23.319	
15-Aug-19	17:44:45	Peak modified	Sample:5-190814A29, Compound:HxCB-F5, RT:23.319	ES190815MB
15-Aug-19	17:44:57	Peak added	Sample:5-190814A32, Compound:HxCB-F5, RT:25.531	ES190815MB
15-Aug-19	17:45:07	Pre modification peak	Sample:5-190814A33, Compound:HxCB-F5, RT:24.612	
15-Aug-19	17:45:07	Peak modified	Sample:5-190814A33, Compound:HxCB-F5, RT:24.612	ES190815MJ
15-Aug-19	17:45:07	Pre modification peak	Sample:5-190814A33, Compound:HxCB-F5, RT:24.721	
15-Aug-19	17:45:07	Peak modified	Sample:5-190814A33, Compound:HxCB-F5, RT:24.721	ES190815MJ
15-Aug-19	17:45:27	Pre modification peak	Sample:5-190814A35, Compound:HxCB-F5, RT:24.636	
15-Aug-19	17:45:27	Peak modified	Sample:5-190814A35, Compound:HxCB-F5, RT:24.636	ES190815MJ
15-Aug-19	17:45:27	Pre modification peak	Sample:5-190814A35, Compound:HxCB-F5, RT:24.721	
15-Aug-19	17:45:27	Peak modified	Sample:5-190814A35, Compound:HxCB-F5, RT:24.721	ES190815MJ
15-Aug-19	17:45:44	Pre modification peak	Sample:5-190814A38, Compound:HxCB-F5, RT:22.570	
15-Aug-19	17:45:44	Peak modified	Sample:5-190814A38, Compound:HxCB-F5, RT:22.570	ES190815MJ
15-Aug-19	17:45:44	Pre modification peak	Sample:5-190814A38, Compound:HxCB-F5, RT:24.709	
15-Aug-19	17:45:44	Peak modified	Sample:5-190814A38, Compound:HxCB-F5, RT:24.709	ES190815MJ
15-Aug-19	17:45:44	Pre modification peak	Sample:5-190814A38, Compound:HxCB-F5, RT:22.570	
15-Aug-19	17:45:44	Peak modified	Sample:5-190814A38, Compound:HxCB-F5, RT:22.570	ES190815MJ
15-Aug-19	17:45:44	Pre modification peak	Sample:5-190814A38, Compound:HxCB-F5, RT:24.697	
15-Aug-19	17:45:44	Peak modified	Sample:5-190814A38, Compound:HxCB-F5, RT:24.697	ES190815MJ
15-Aug-19	17:45:44	Pre modification peak	Sample:5-190814A38, Compound:HxCB-F5, RT:22.570	
15-Aug-19	17:45:44	Peak modified	Sample:5-190814A38, Compound:HxCB-F5, RT:22.570	ES190815MJ
15-Aug-19	17:45:52	Peak added	Sample:5-190814A38, Compound:HxCB-F5, RT:24.516	ES190815MA
15-Aug-19	17:45:55	Peak added	Sample:5-190814A38, Compound:HxCB-F5, RT:25.543	ES190815MA
15-Aug-19	17:46:23	Pre modification peak	Sample:5-190814A38, Compound:HxCB-F5, RT:22.570	

Quantify Audit Report MassLynx MassLynx V4.1 SCN 901

Dataset: \\NABREWS002\Instdata\Organics Instrument\HIGHRES GCMS Completed Results Files\HR-5\1908\5-190814A3-mod-0815E

Last Altered: Thursday, August 15, 2019 17:50:29 Eastern Daylight Time

Printed: Friday, August 30, 2019 16:30:48 Eastern Daylight Time

Date	Time	Event	Details	Comments
15-Aug-19	17:46:23	Peak modified	Sample:5-190814A38, Compound:HxCB-F5, RT:22.570	ES190815MB
15-Aug-19	17:46:23	Pre modification peak	Sample:5-190814A38, Compound:HxCB-F5, RT:26.993	
15-Aug-19	17:46:23	Peak modified	Sample:5-190814A38, Compound:HxCB-F5, RT:26.993	ES190815MB
15-Aug-19	17:46:23	Peak added	Sample:5-190814A38, Compound:HxCB-F5, RT:27.005	ES190815MB
15-Aug-19	17:46:35	Peak added	Sample:5-190814A29, Compound:HxCB-F5, RT:25.059	ES190815MA
15-Aug-19	17:46:35	Peak added	Sample:5-190814A29, Compound:HxCB-F5, RT:25.059	ES190815MA
15-Aug-19	17:46:46	Peak added	Sample:5-190814A32, Compound:HxCB-F5, RT:24.673	ES190815MA
15-Aug-19	17:47:10	Peak added	Sample:5-190814A32, Compound:HpCB-F5, RT:25.990	ES190815MB
15-Aug-19	17:47:10	Peak added	Sample:5-190814A32, Compound:HpCB-F5, RT:25.857	ES190815MB
15-Aug-19	17:47:10	Peak added	Sample:5-190814A32, Compound:HpCB-F5, RT:25.845	ES190815MB
15-Aug-19	17:47:16	Peak added	Sample:5-190814A33, Compound:HpCB-F5, RT:26.026	ES190815MA
15-Aug-19	17:47:16	Peak added	Sample:5-190814A33, Compound:HpCB-F5, RT:26.244	ES190815MA
15-Aug-19	17:47:22	Peak added	Sample:5-190814A33, Compound:HpCB-F5, RT:23.706	ES190815MA
15-Aug-19	17:47:36	Pre modification peak	Sample:5-190814A34, Compound:HpCB-F5, RT:25.845	
15-Aug-19	17:47:36	Peak modified	Sample:5-190814A34, Compound:HpCB-F5, RT:25.845	ES190815MB
15-Aug-19	17:47:36	Pre modification peak	Sample:5-190814A34, Compound:HpCB-F5, RT:26.014	
15-Aug-19	17:47:36	Peak modified	Sample:5-190814A34, Compound:HpCB-F5, RT:26.014	ES190815MB
15-Aug-19	17:47:36	Pre modification peak	Sample:5-190814A34, Compound:HpCB-F5, RT:25.857	
15-Aug-19	17:47:36	Peak modified	Sample:5-190814A34, Compound:HpCB-F5, RT:25.857	ES190815MB
15-Aug-19	17:47:55	Pre modification peak	Sample:5-190814A35, Compound:HpCB-F5, RT:25.869	
15-Aug-19	17:47:55	Peak modified	Sample:5-190814A35, Compound:HpCB-F5, RT:25.869	ES190815MB
15-Aug-19	17:47:55	Peak added	Sample:5-190814A35, Compound:HpCB-F5, RT:26.014	ES190815MB
15-Aug-19	17:47:59	Peak added	Sample:5-190814A35, Compound:HpCB-F5, RT:25.083	ES190815MA
15-Aug-19	17:48:07	Peak added	Sample:5-190814A36, Compound:HpCB-F5, RT:26.232	ES190815MA
15-Aug-19	17:48:07	Peak added	Sample:5-190814A36, Compound:HpCB-F5, RT:26.232	ES190815MA
15-Aug-19	17:48:13	Peak added	Sample:5-190814A36, Compound:HpCB-F5, RT:25.072	ES190815MA
15-Aug-19	17:48:24	Pre modification peak	Sample:5-190814A37, Compound:HpCB-F5, RT:25.869	
15-Aug-19	17:48:24	Peak modified	Sample:5-190814A37, Compound:HpCB-F5, RT:25.869	ES190815MB
15-Aug-19	17:48:24	Pre modification peak	Sample:5-190814A37, Compound:HpCB-F5, RT:26.002	
15-Aug-19	17:48:24	Peak modified	Sample:5-190814A37, Compound:HpCB-F5, RT:26.002	ES190815MB
15-Aug-19	17:48:31	Peak added	Sample:5-190814A38, Compound:HpCB-F5, RT:23.694	ES190815MA
15-Aug-19	17:48:39	Pre modification peak	Sample:5-190814A38, Compound:HpCB-F5, RT:25.857	
15-Aug-19	17:48:39	Peak modified	Sample:5-190814A38, Compound:HpCB-F5, RT:25.857	ES190815MA
15-Aug-19	17:48:45	Pre modification peak	Sample:5-190814A38, Compound:HpCB-F5, RT:26.002	
15-Aug-19	17:48:45	Peak modified	Sample:5-190814A38, Compound:HpCB-F5, RT:26.002	ES190815MB
15-Aug-19	17:49:08	Peak added	Sample:5-190814A34, Compound:OcCB-F5, RT:26.775	ES190815MA
15-Aug-19	17:49:21	Peak added	Sample:5-190814A34, Compound:OcCB-F5, RT:26.280	ES190815MA
15-Aug-19	17:49:21	Peak added	Sample:5-190814A34, Compound:OcCB-F5, RT:26.280	ES190815MA
15-Aug-19	17:49:28	Peak added	Sample:5-190814A35, Compound:OcCB-F5, RT:28.721	ES190815MA
15-Aug-19	17:49:34	Peak added	Sample:5-190814A36, Compound:OcCB-F5, RT:26.292	ES190815MA
15-Aug-19	17:49:47	Pre modification peak	Sample:5-190814A37, Compound:OcCB-F5, RT:27.295	
15-Aug-19	17:49:47	Peak modified	Sample:5-190814A37, Compound:OcCB-F5, RT:27.295	ES190815MB
15-Aug-19	17:49:47	Pre modification peak	Sample:5-190814A37, Compound:OcCB-F5, RT:22.570	
15-Aug-19	17:49:47	Peak modified	Sample:5-190814A37, Compound:OcCB-F5, RT:22.570	ES190815MB
15-Aug-19	17:50:01	Pre modification peak	Sample:5-190814A37, Compound:OcCB-F5, RT:27.222	
15-Aug-19	17:50:01	Peak modified	Sample:5-190814A37, Compound:OcCB-F5, RT:27.222	ES190815MB
15-Aug-19	17:50:01	Pre modification peak	Sample:5-190814A37, Compound:OcCB-F5, RT:27.319	
15-Aug-19	17:50:01	Peak modified	Sample:5-190814A37, Compound:OcCB-F5, RT:27.319	ES190815MB
15-Aug-19	17:50:28	Pre modification peak	Sample:5-190814A34, Compound:NoCB-F6, RT:30.208	
15-Aug-19	17:50:28	Peak modified	Sample:5-190814A34, Compound:NoCB-F6, RT:30.208	ES190815MB
15-Aug-19	17:50:53	Dataset Saved	Saved to \\NABREWS002\Instdata\Organics Instrument\HIG...	

Quantify Sample Template Report MassLynx MassLynx V4.1 SCN 901

Dataset: \\NABREWS002\Instdata\Organics Instrument\HIGHRES GCMS Completed Results Files\HR-5\1908\5-190814A3-mod-0815ES.qld

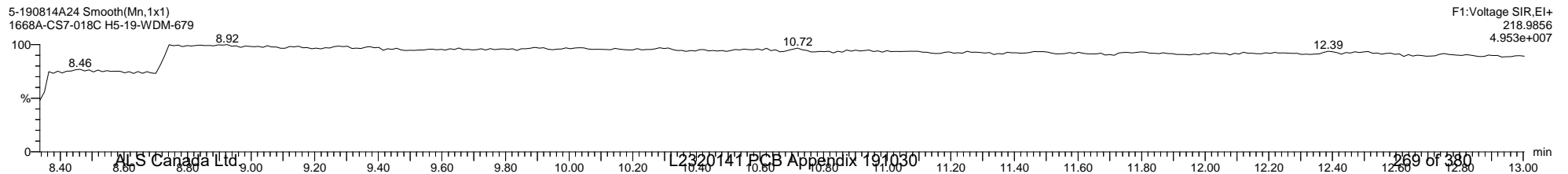
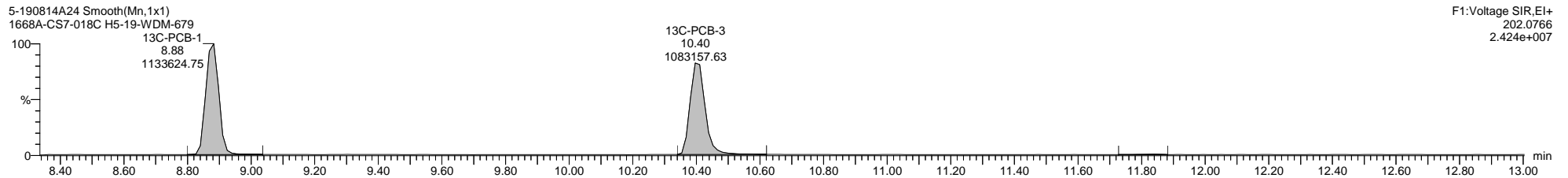
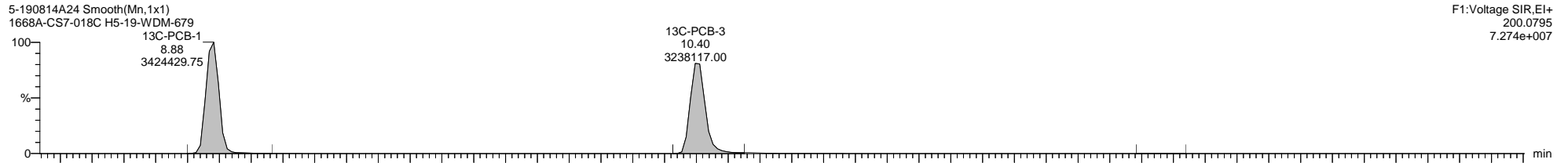
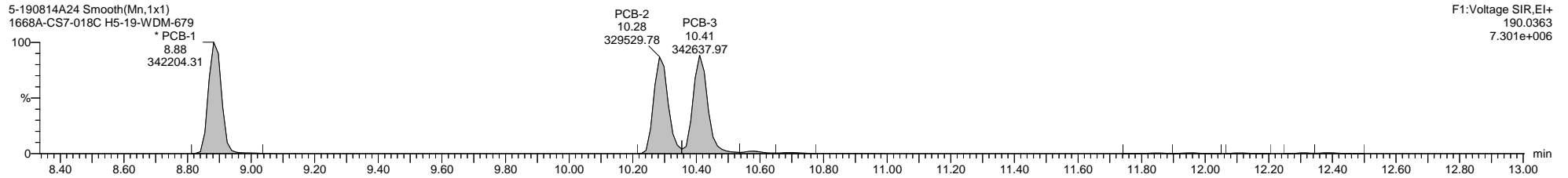
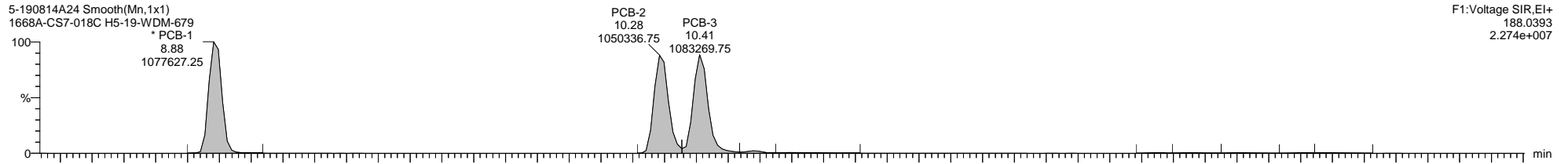
Last Altered: Thursday, August 15, 2019 17:50:29 Eastern Daylight Time

Printed: Friday, August 30, 2019 16:30:48 Eastern Daylight Time

Method: C:\MassLynx\PCB.PRO\MethDB\1668-OCTYL-1-209-190812.mdb 12 Aug 2019 13:16:16

Calibration: 15 Aug 2019 17:32:59

Name: 5-190814A24, Date: 15-Aug-2019, Time: 04:18:36, ID: H5-19-WDM-679, Description: 1668A-CS7-018C, Vial: Tray1:2



Quantify Sample Template Report

MassLynx MassLynx V4.1 SCN 901

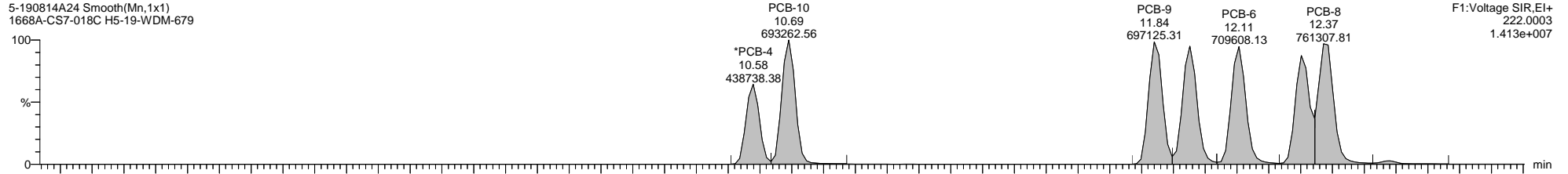
Dataset: \\NABREWS002\Instdata\Organics Instrument\HIGHRES GCMS Completed Results Files\HR-5\1908\5-190814A3-mod-0815ES.qld

Last Altered: Thursday, August 15, 2019 17:50:29 Eastern Daylight Time

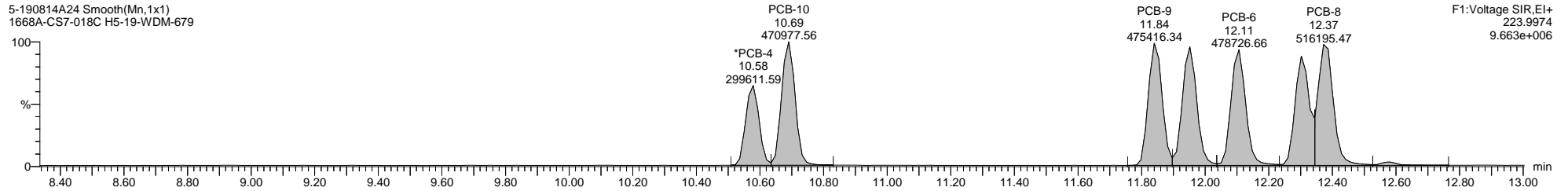
Printed: Friday, August 30, 2019 16:30:48 Eastern Daylight Time

Name: 5-190814A24, Date: 15-Aug-2019, Time: 04:18:36, ID: H5-19-WDM-679, Description: 1668A-CS7-018C, Vial: Tray1:2

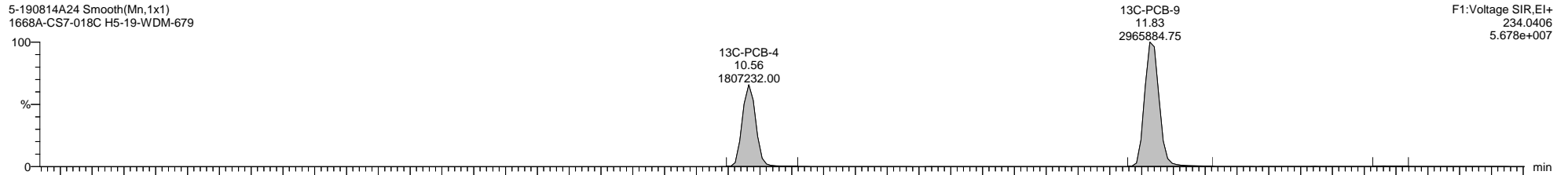
5-190814A24 Smooth(Mn,1x1)
1668A-CS7-018C H5-19-WDM-679



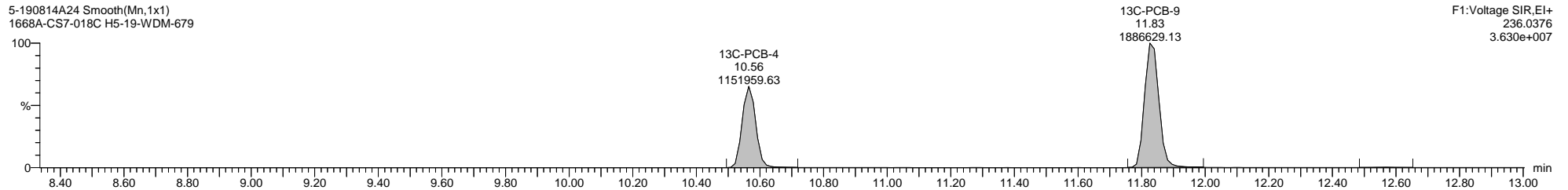
5-190814A24 Smooth(Mn,1x1)
1668A-CS7-018C H5-19-WDM-679




5-190814A24 Smooth(Mn,1x1)
1668A-CS7-018C H5-19-WDM-679



5-190814A24 Smooth(Mn,1x1)
1668A-CS7-018C H5-19-WDM-679



5-190814A24 Smooth(Mn,1x1)
1668A-CS7-018C H5-19-WDM-679



Quantify Sample Template Report

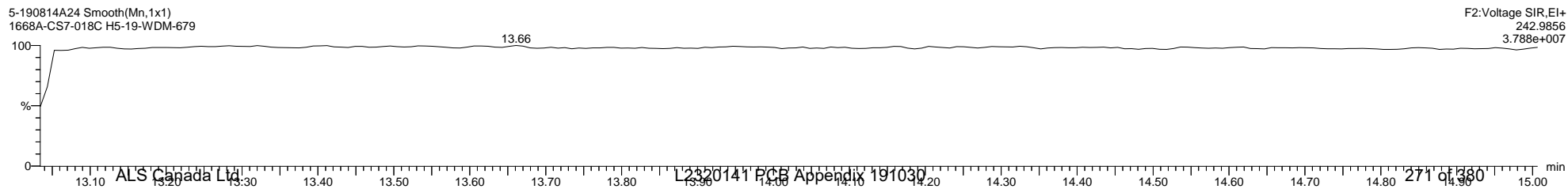
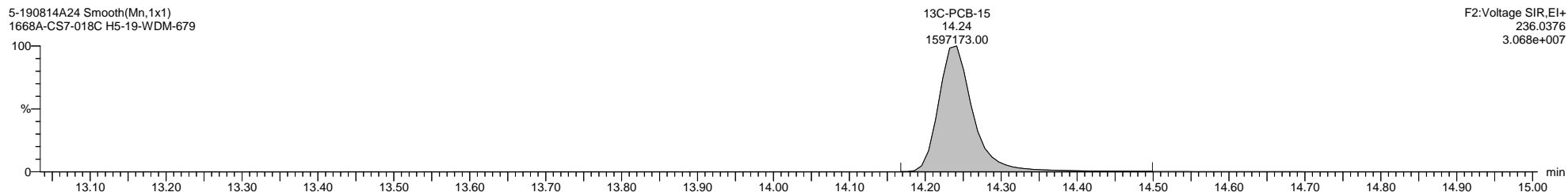

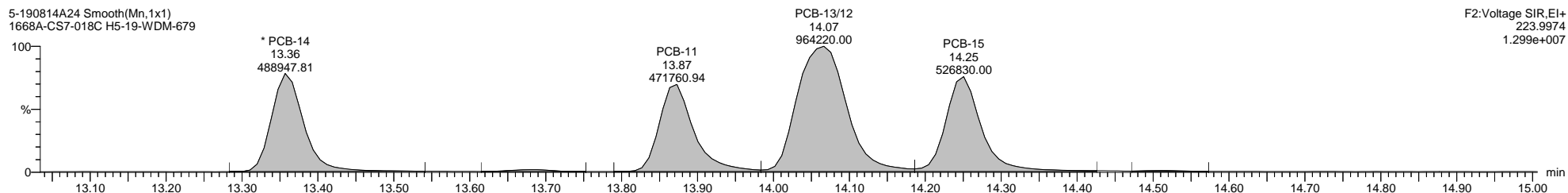
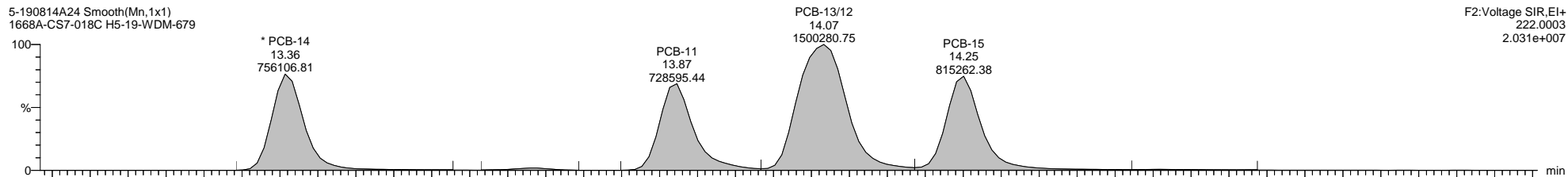
MassLynx MassLynx V4.1 SCN 901

Dataset: \\NABREWS002\Instdata\Organics Instrument\HIGHRES GCMS Completed Results Files\HR-5\1908\5-190814A3-mod-0815ES.qld

Last Altered: Thursday, August 15, 2019 17:50:29 Eastern Daylight Time

Printed: Friday, August 30, 2019 16:30:48 Eastern Daylight Time

Name: 5-190814A24, Date: 15-Aug-2019, Time: 04:18:36, ID: H5-19-WDM-679, Description: 1668A-CS7-018C, Vial: Tray1:2



Quantify Sample Template Report

MassLynx MassLynx V4.1 SCN 901


Dataset: \\NABREWS002\Instdata\Organics Instrument\HIGHRES GCMS Completed Results Files\HR-5\1908\5-190814A3-mod-0815ES.qld

Last Altered: Thursday, August 15, 2019 17:50:29 Eastern Daylight Time

Printed: Friday, August 30, 2019 16:30:48 Eastern Daylight Time


Name: 5-190814A24, Date: 15-Aug-2019, Time: 04:18:36, ID: H5-19-WDM-679, Description: 1668A-CS7-018C, Vial: Tray1:2

5-190814A24 Smooth(Mn,1x1)
1668A-CS7-018C H5-19-WDM-679




F1:Voltage SIR,EI+
255.9613
7.445e+006

5-190814A24 Smooth(Mn,1x1)
1668A-CS7-018C H5-19-WDM-679




F1:Voltage SIR,EI+
257.9584
6.981e+006

5-190814A24 Smooth(Mn,1x1)
1668A-CS7-018C H5-19-WDM-679



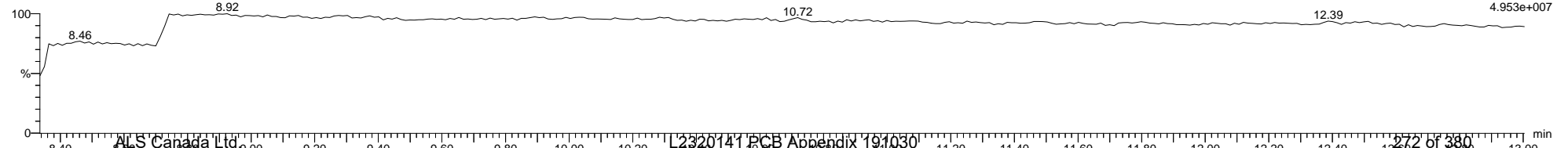
F1:Voltage SIR,EI+
268.0016
2.209e+007

5-190814A24 Smooth(Mn,1x1)
1668A-CS7-018C H5-19-WDM-679



F1:Voltage SIR,EI+
269.9986
2.222e+007

5-190814A24 Smooth(Mn,1x1)
1668A-CS7-018C H5-19-WDM-679



F1:Voltage SIR,EI+
218.9856
4.953e+007

Quantify Sample Template Report

MassLynx MassLynx V4.1 SCN 901

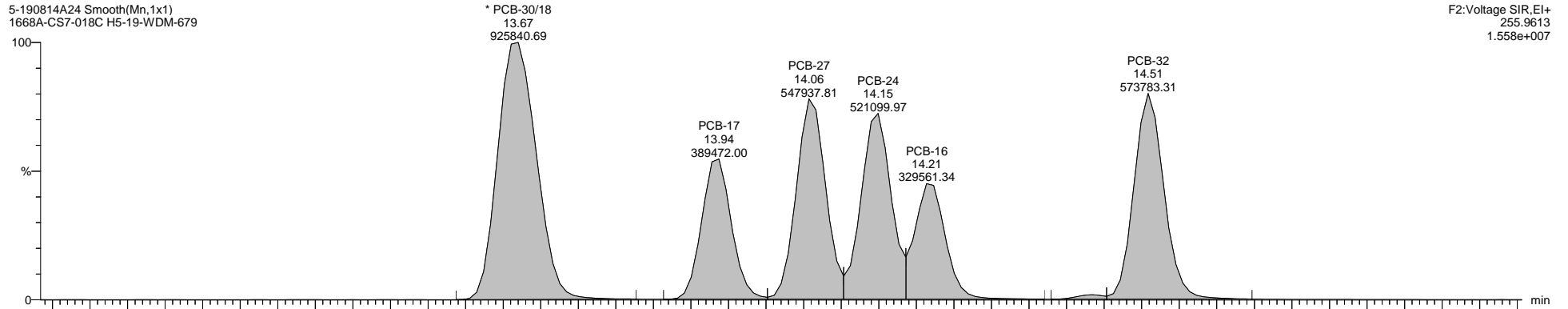
Dataset: \\NABREWS002\Instdata\Organics Instrument\HIGHRES GCMS Completed Results Files\HR-5\1908\5-190814A3-mod-0815ES.qld

Last Altered: Thursday, August 15, 2019 17:50:29 Eastern Daylight Time

Printed: Friday, August 30, 2019 16:30:48 Eastern Daylight Time

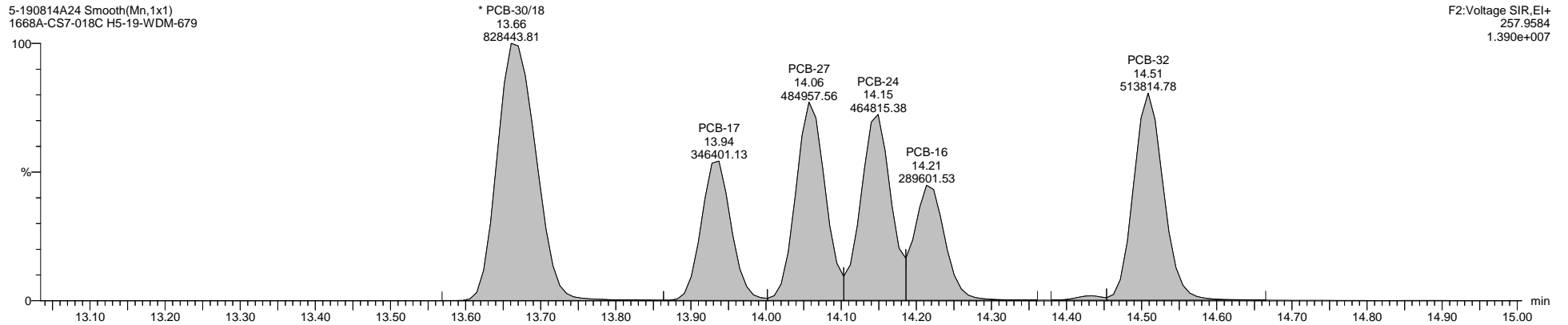
Name: 5-190814A24, Date: 15-Aug-2019, Time: 04:18:36, ID: H5-19-WDM-679, Description: 1668A-CS7-018C, Vial: Tray1:2

5-190814A24 Smooth(Mn,1x1)
1668A-CS7-018C H5-19-WDM-679



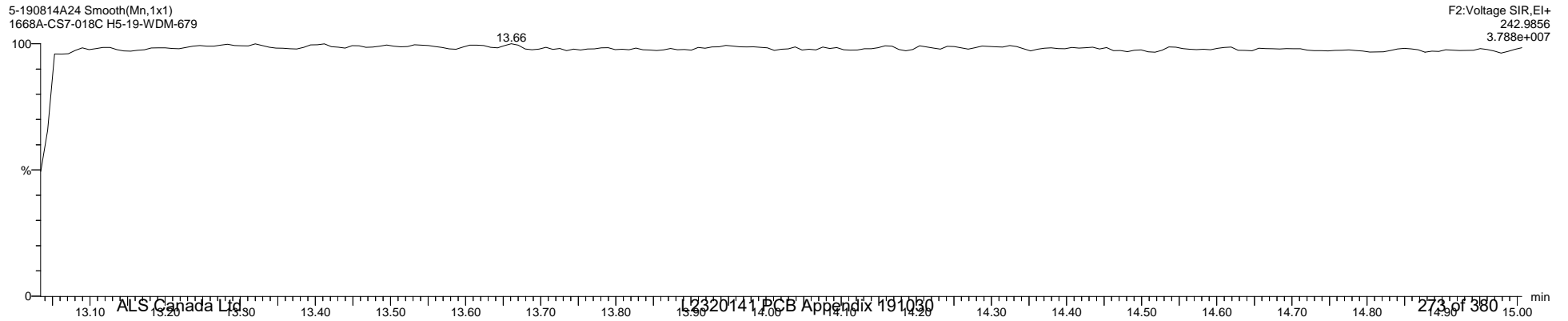
F2:Voltage SIR,EI+
255.9613
1.558e+007

5-190814A24 Smooth(Mn,1x1)
1668A-CS7-018C H5-19-WDM-679



F2:Voltage SIR,EI+
257.9584
1.390e+007

5-190814A24 Smooth(Mn,1x1)
1668A-CS7-018C H5-19-WDM-679



F2:Voltage SIR,EI+
242.9856
3.788e+007

Quantify Sample Template Report

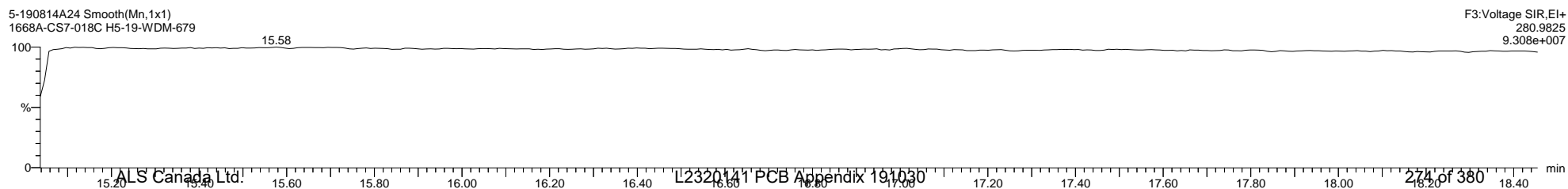
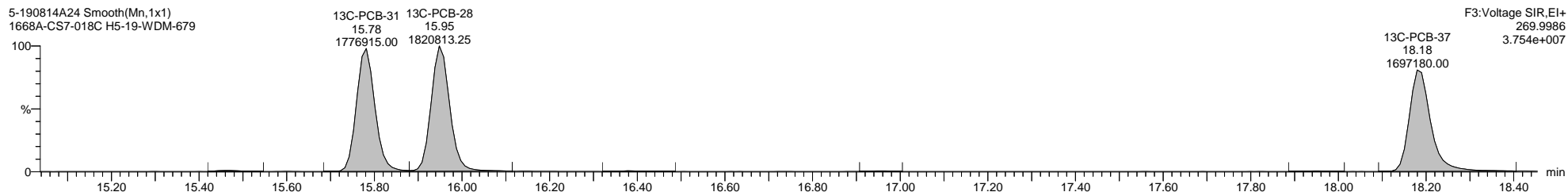

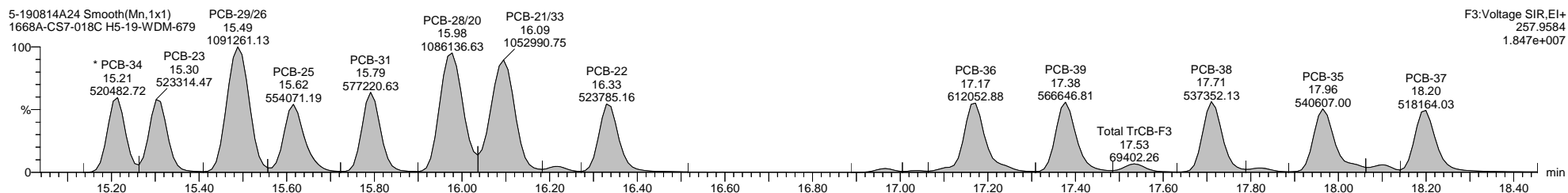
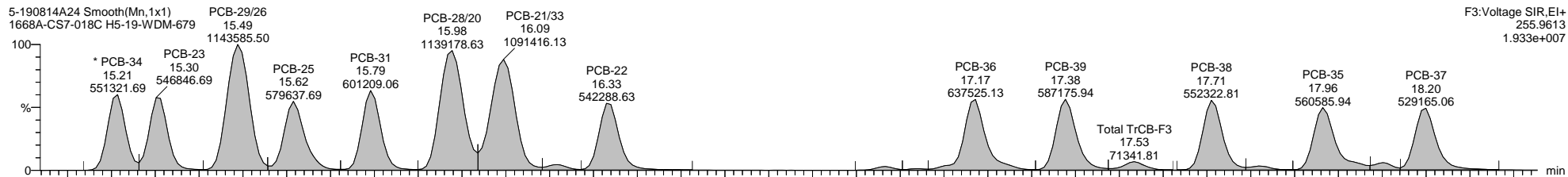
MassLynx MassLynx V4.1 SCN 901

Dataset: \\NABREWS002\Instdata\Organics Instrument\HIGHRES GCMS Completed Results Files\HR-5\1908\5-190814A3-mod-0815ES.qld

Last Altered: Thursday, August 15, 2019 17:50:29 Eastern Daylight Time

Printed: Friday, August 30, 2019 16:30:48 Eastern Daylight Time

Name: 5-190814A24, Date: 15-Aug-2019, Time: 04:18:36, ID: H5-19-WDM-679, Description: 1668A-CS7-018C, Vial: Tray1:2



Quantify Sample Template Report

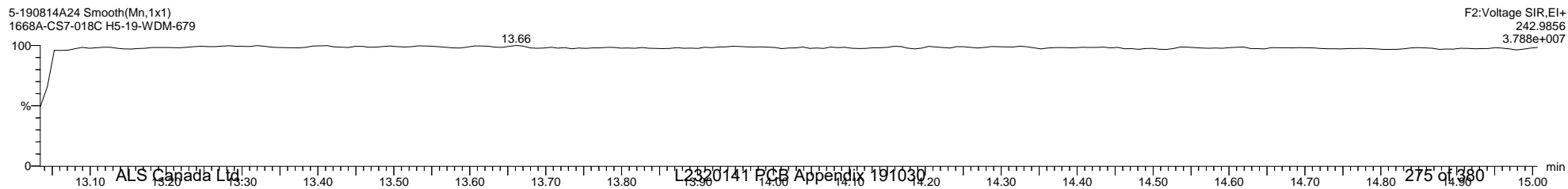
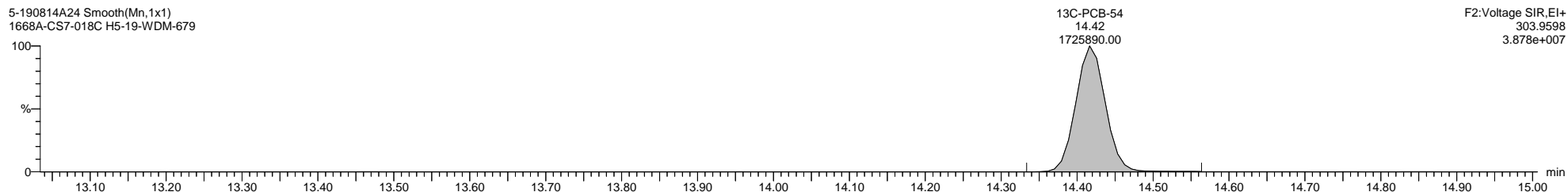

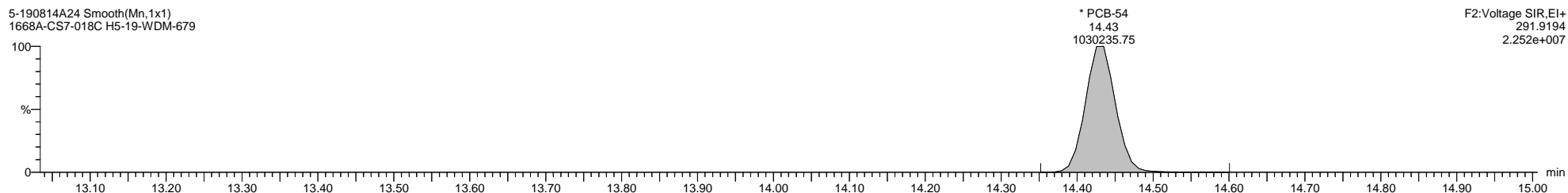

MassLynx MassLynx V4.1 SCN 901

Dataset: \\NABREWS002\Instdata\Organics Instrument\HIGHRES GCMS Completed Results Files\HR-5\1908\5-190814A3-mod-0815ES.qld

Last Altered: Thursday, August 15, 2019 17:50:29 Eastern Daylight Time

Printed: Friday, August 30, 2019 16:30:48 Eastern Daylight Time

Name: 5-190814A24, Date: 15-Aug-2019, Time: 04:18:36, ID: H5-19-WDM-679, Description: 1668A-CS7-018C, Vial: Tray1:2



Quantify Sample Template Report

MassLynx MassLynx V4.1 SCN 901

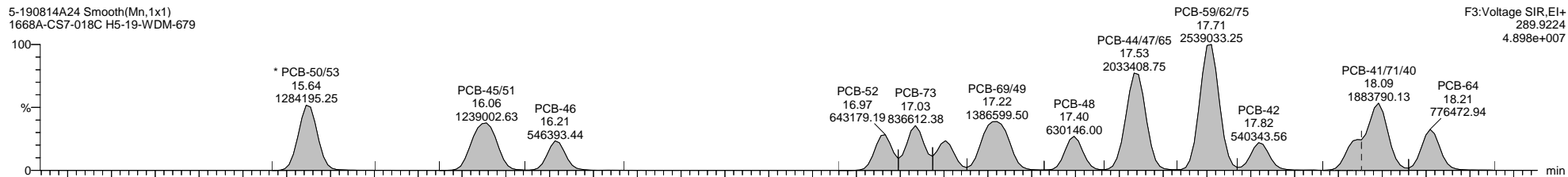
Dataset: \\NABREWS002\Instdata\Organics Instrument\HIGHRES GCMS Completed Results Files\HR-5\1908\5-190814A3-mod-0815ES.qld

Last Altered: Thursday, August 15, 2019 17:50:29 Eastern Daylight Time

Printed: Friday, August 30, 2019 16:30:48 Eastern Daylight Time

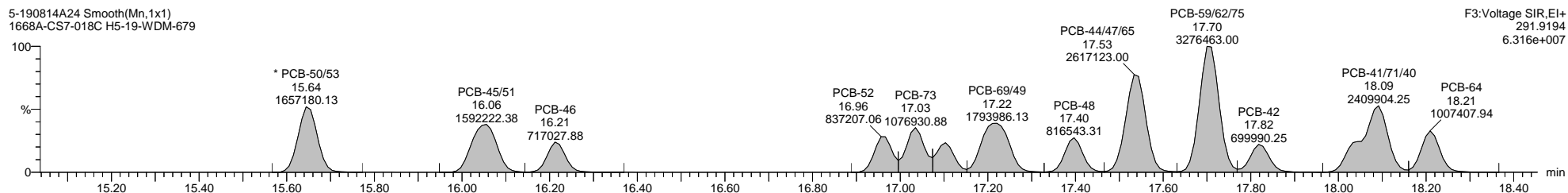
Name: 5-190814A24, Date: 15-Aug-2019, Time: 04:18:36, ID: H5-19-WDM-679, Description: 1668A-CS7-018C, Vial: Tray1:2

5-190814A24 Smooth(Mn,1x1)
1668A-CS7-018C H5-19-WDM-679



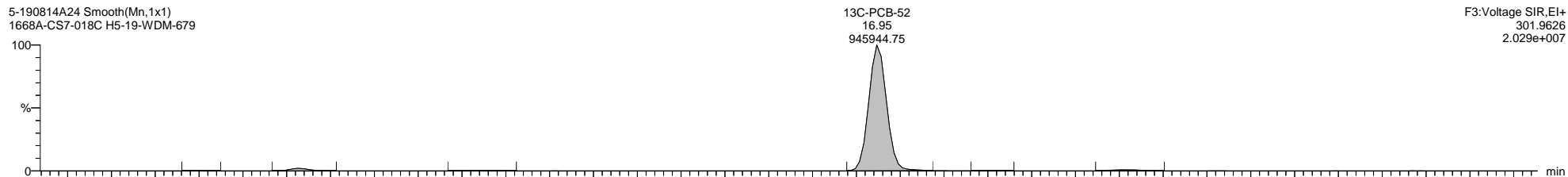
F3:Voltage SIR,EI+
289.9224
4.898e+007

5-190814A24 Smooth(Mn,1x1)
1668A-CS7-018C H5-19-WDM-679



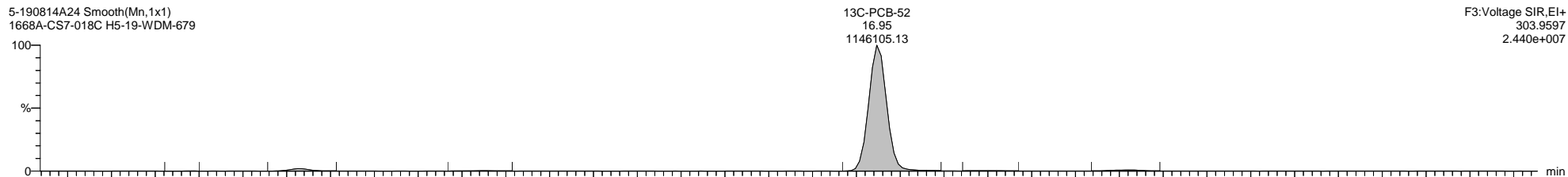
F3:Voltage SIR,EI+
291.9194
6.316e+007

5-190814A24 Smooth(Mn,1x1)
1668A-CS7-018C H5-19-WDM-679




F3:Voltage SIR,EI+
301.9626
2.029e+007

5-190814A24 Smooth(Mn,1x1)
1668A-CS7-018C H5-19-WDM-679



F3:Voltage SIR,EI+
303.9597
2.440e+007

5-190814A24 Smooth(Mn,1x1)
1668A-CS7-018C H5-19-WDM-679



F3:Voltage SIR,EI+
280.9825
9.308e+007

Quantify Sample Template Report


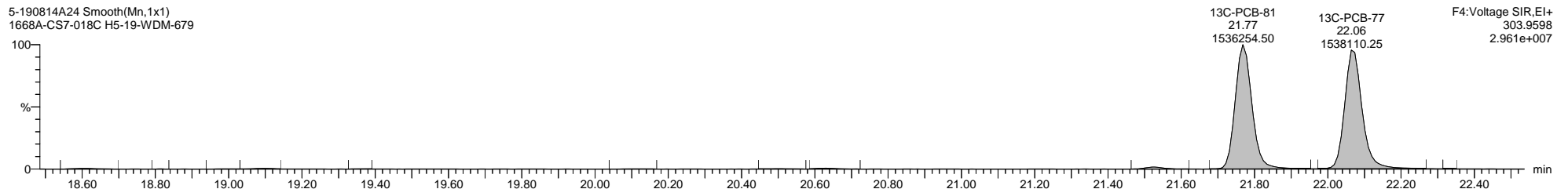

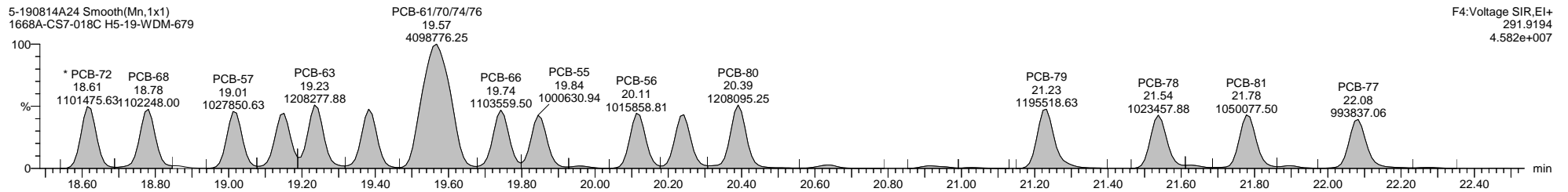
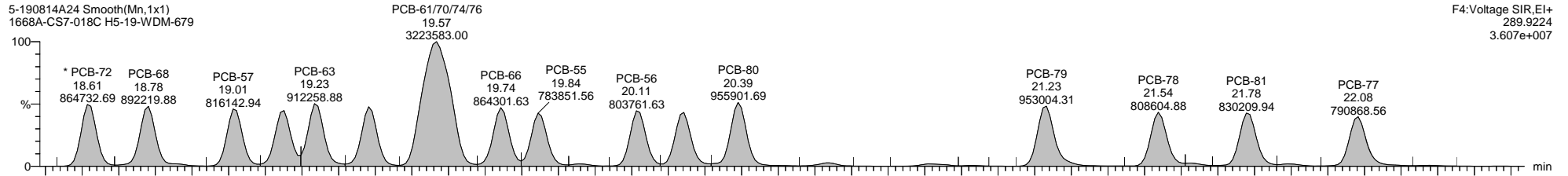
MassLynx MassLynx V4.1 SCN 901

Dataset: \\NABREWS002\Instdata\Organics Instrument\HIGHRES GCMS Completed Results Files\HR-5\1908\5-190814A3-mod-0815ES.qld

Last Altered: Thursday, August 15, 2019 17:50:29 Eastern Daylight Time

Printed: Friday, August 30, 2019 16:30:48 Eastern Daylight Time

Name: 5-190814A24, Date: 15-Aug-2019, Time: 04:18:36, ID: H5-19-WDM-679, Description: 1668A-CS7-018C, Vial: Tray1:2



Quantify Sample Template Report

MassLynx MassLynx V4.1 SCN 901


Dataset: \\NABREWS002\Instdata\Organics Instrument\HIGHRES GCMS Completed Results Files\HR-5\1908\5-190814A3-mod-0815ES.qld

Last Altered: Thursday, August 15, 2019 17:50:29 Eastern Daylight Time

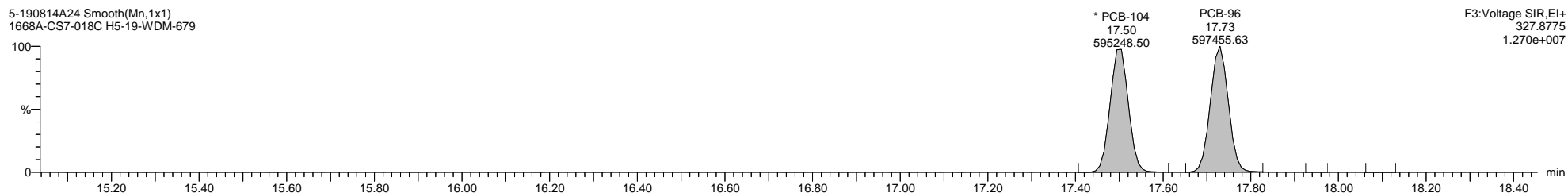
Printed: Friday, August 30, 2019 16:30:48 Eastern Daylight Time

Name: 5-190814A24, Date: 15-Aug-2019, Time: 04:18:36, ID: H5-19-WDM-679, Description: 1668A-CS7-018C, Vial: Tray1:2


5-190814A24 Smooth(Mn,1x1)
1668A-CS7-018C H5-19-WDM-679



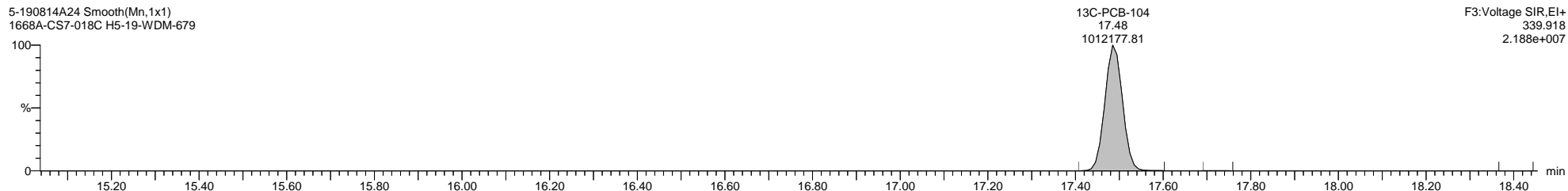
5-190814A24 Smooth(Mn,1x1)
1668A-CS7-018C H5-19-WDM-679




5-190814A24 Smooth(Mn,1x1)
1668A-CS7-018C H5-19-WDM-679



5-190814A24 Smooth(Mn,1x1)
1668A-CS7-018C H5-19-WDM-679



5-190814A24 Smooth(Mn,1x1)
1668A-CS7-018C H5-19-WDM-679



Quantify Sample Template Report


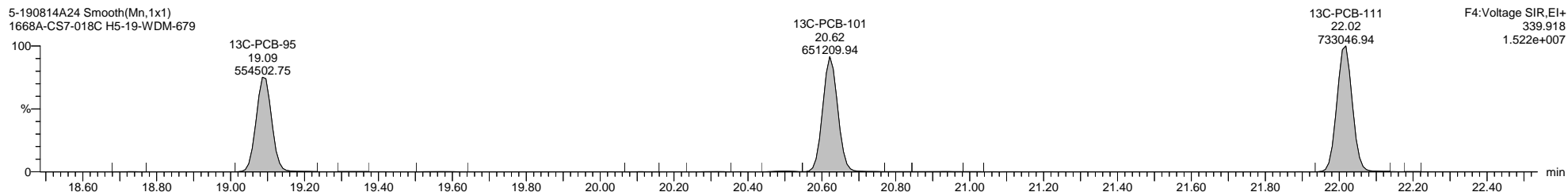
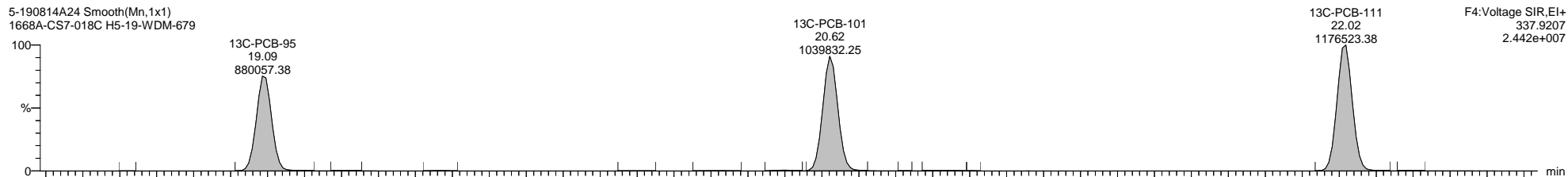
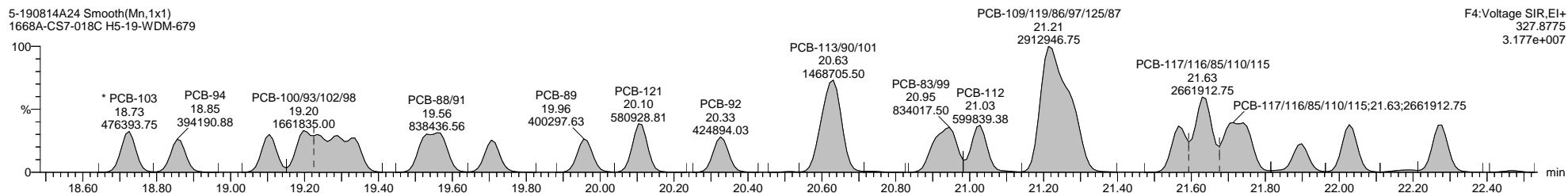
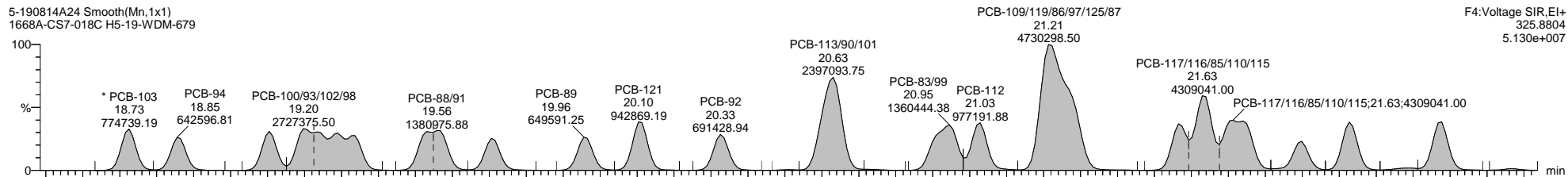
MassLynx MassLynx V4.1 SCN 901

Dataset: \\NABREWS002\Instdata\Organics Instrument\HIGHRES GCMS Completed Results Files\HR-5\1908\5-190814A3-mod-0815ES.qld

Last Altered: Thursday, August 15, 2019 17:50:29 Eastern Daylight Time

Printed: Friday, August 30, 2019 16:30:48 Eastern Daylight Time

Name: 5-190814A24, Date: 15-Aug-2019, Time: 04:18:36, ID: H5-19-WDM-679, Description: 1668A-CS7-018C, Vial: Tray1:2



Quantify Sample Template Report

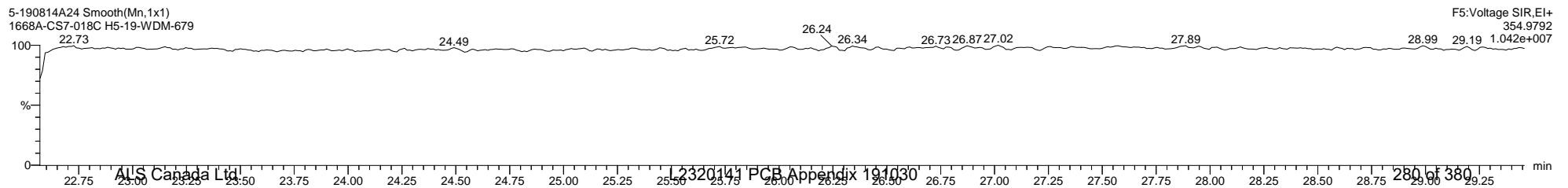
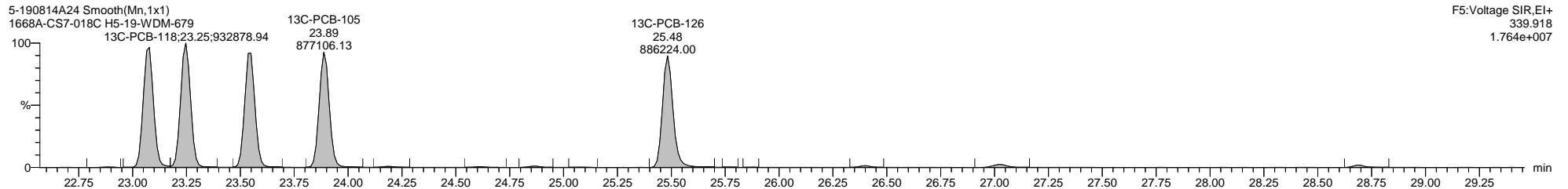
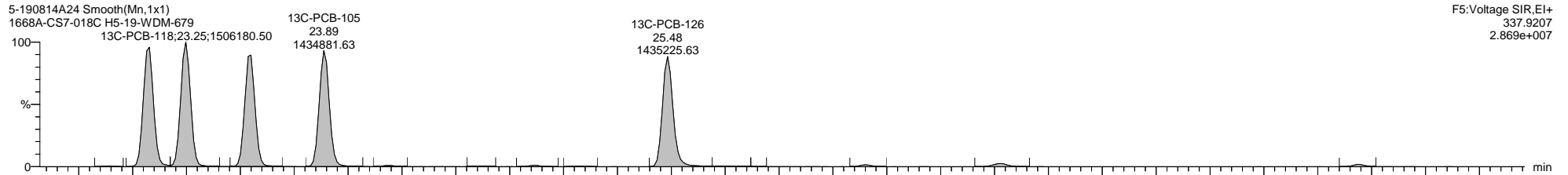
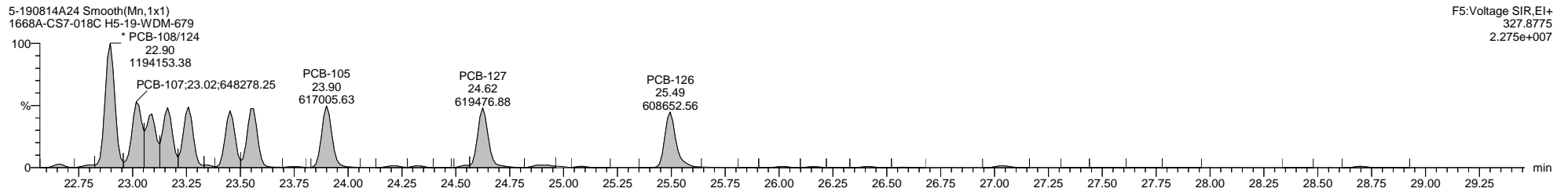
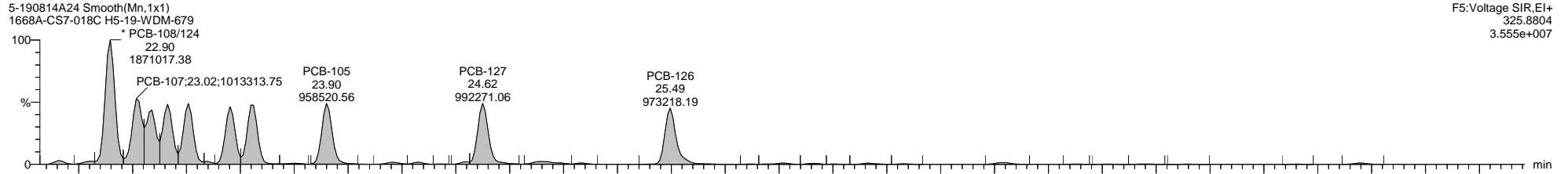
MassLynx MassLynx V4.1 SCN 901

Dataset: \\NABREWS002\Instdata\Organics Instrument\HIGHRES GCMS Completed Results Files\HR-5\1908\5-190814A3-mod-0815ES.qld

Last Altered: Thursday, August 15, 2019 17:50:29 Eastern Daylight Time

Printed: Friday, August 30, 2019 16:30:48 Eastern Daylight Time

Name: 5-190814A24, Date: 15-Aug-2019, Time: 04:18:36, ID: H5-19-WDM-679, Description: 1668A-CS7-018C, Vial: Tray1:2



Quantify Sample Template Report


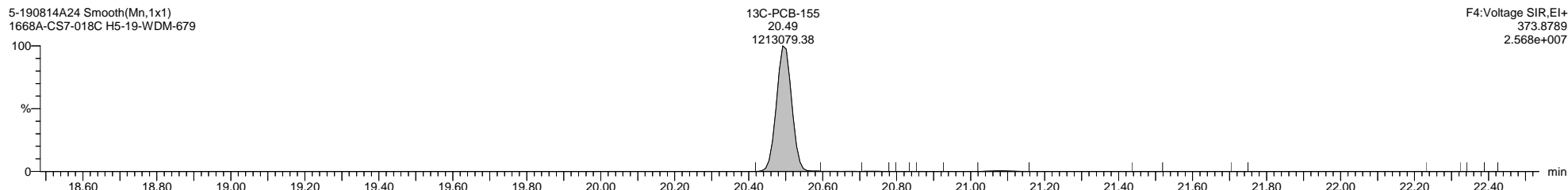
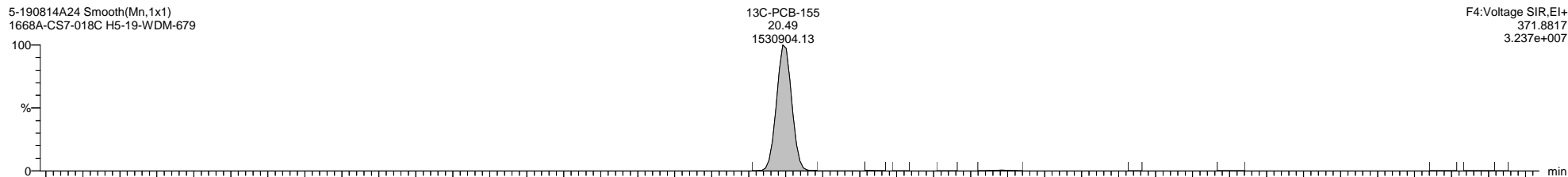
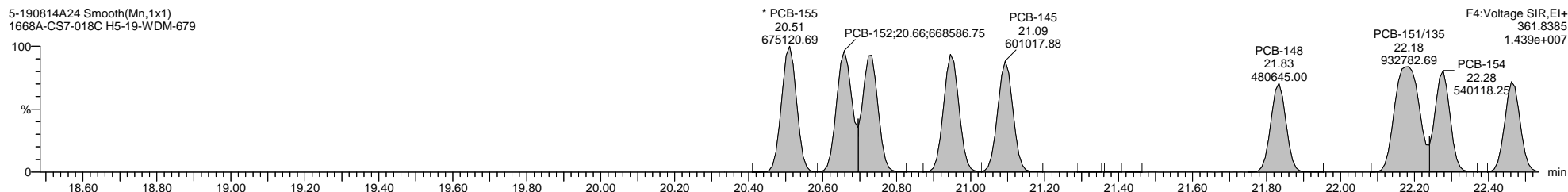
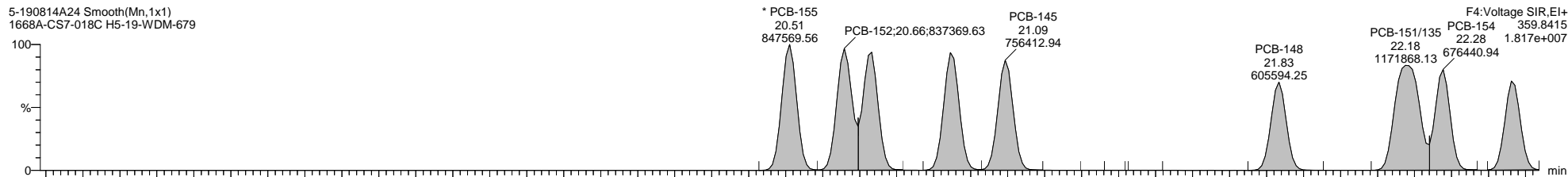
MassLynx MassLynx V4.1 SCN 901

Dataset: \\NABREWS002\Instdata\Organics Instrument\HIGHRES GCMS Completed Results Files\HR-5\1908\5-190814A3-mod-0815ES.qld

Last Altered: Thursday, August 15, 2019 17:50:29 Eastern Daylight Time

Printed: Friday, August 30, 2019 16:30:48 Eastern Daylight Time

Name: 5-190814A24, Date: 15-Aug-2019, Time: 04:18:36, ID: H5-19-WDM-679, Description: 1668A-CS7-018C, Vial: Tray1:2

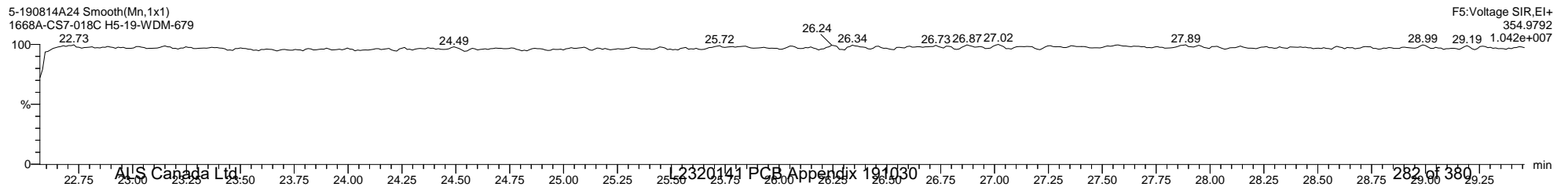
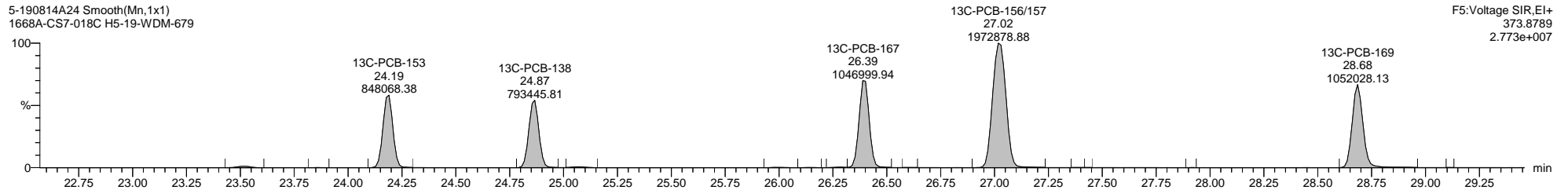
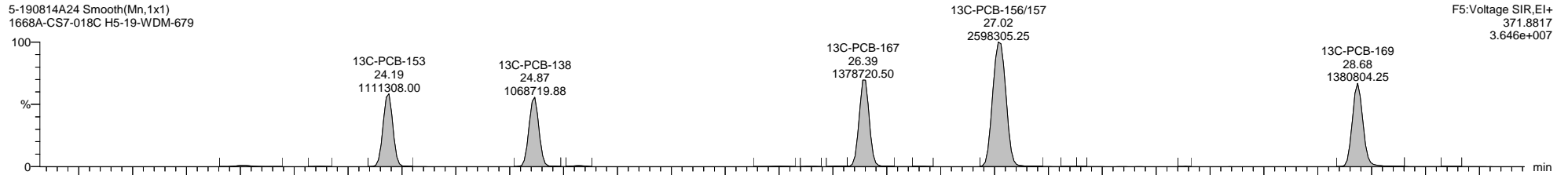
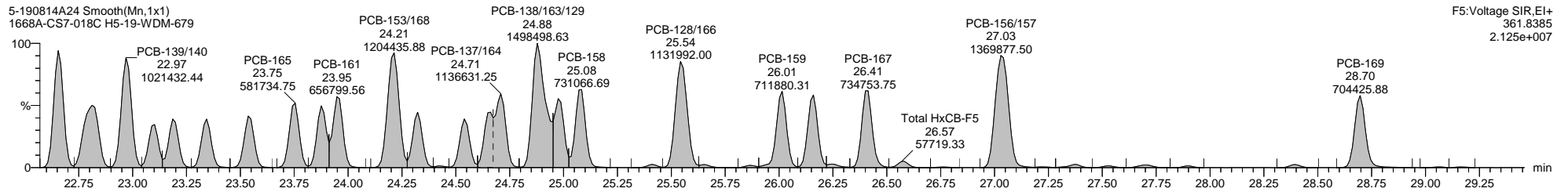
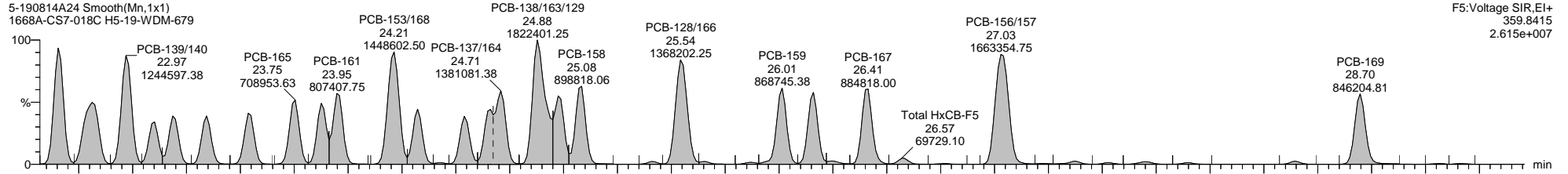


Dataset: \\NABREWS002\Instdata\Organics Instrument\HIGHRES GCMS Completed Results Files\HR-5\1908\5-190814A3-mod-0815ES.qld

Last Altered: Thursday, August 15, 2019 17:50:29 Eastern Daylight Time

Printed: Friday, August 30, 2019 16:30:48 Eastern Daylight Time

Name: 5-190814A24, Date: 15-Aug-2019, Time: 04:18:36, ID: H5-19-WDM-679, Description: 1668A-CS7-018C, Vial: Tray1:2



Quantify Sample Template Report

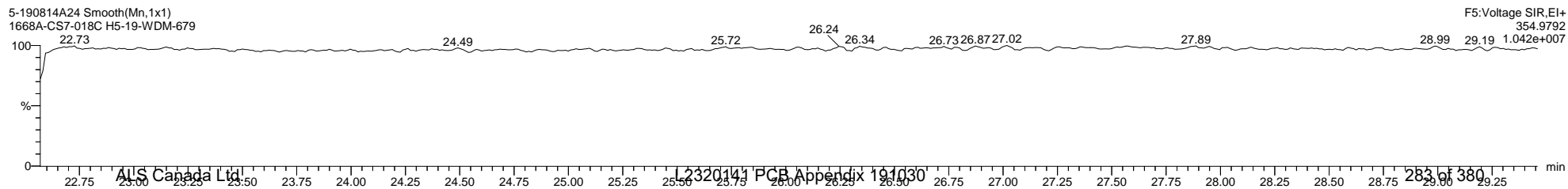
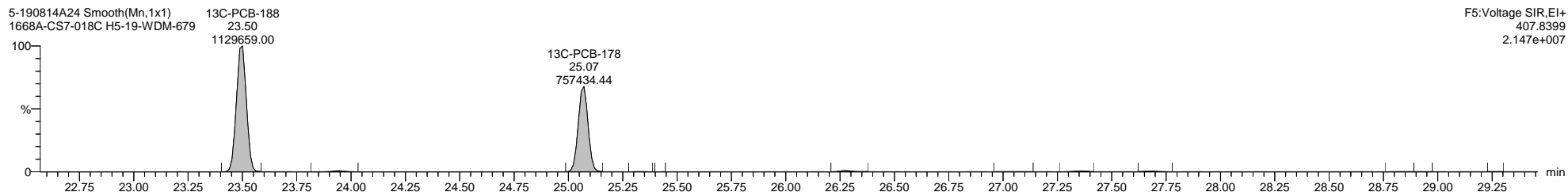

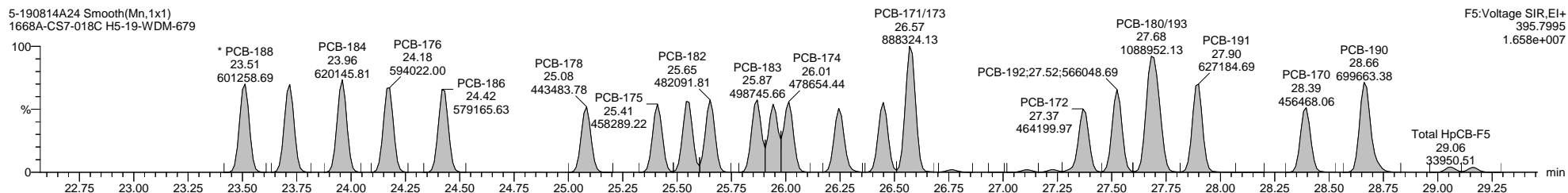
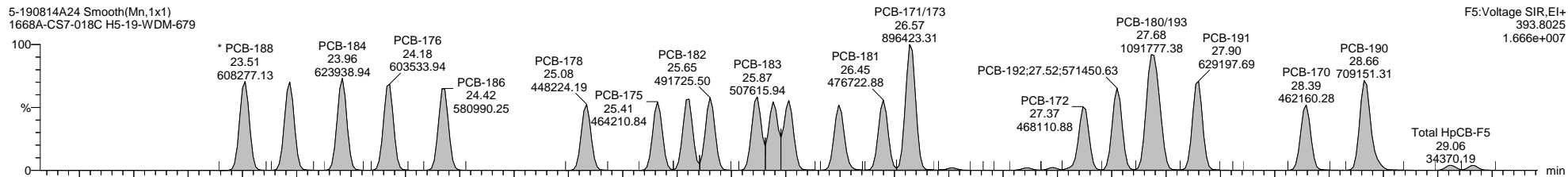
MassLynx MassLynx V4.1 SCN 901

Dataset: \\NABREWS002\Instdata\Organics Instrument\HIGHRES GCMS Completed Results Files\HR-5\1908\5-190814A3-mod-0815ES.qld

Last Altered: Thursday, August 15, 2019 17:50:29 Eastern Daylight Time

Printed: Friday, August 30, 2019 16:30:48 Eastern Daylight Time

Name: 5-190814A24, Date: 15-Aug-2019, Time: 04:18:36, ID: H5-19-WDM-679, Description: 1668A-CS7-018C, Vial: Tray1:2



Quantify Sample Template Report

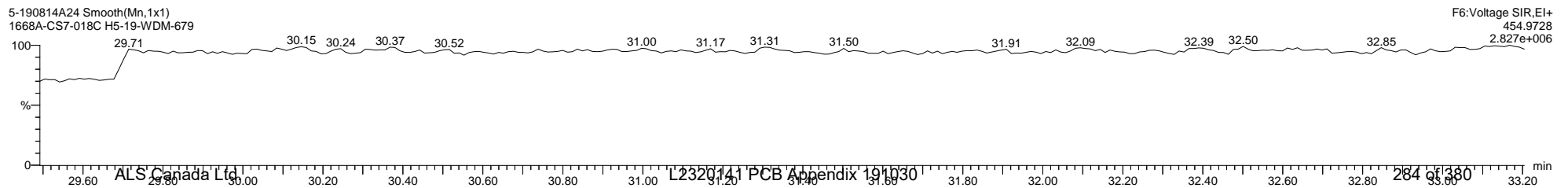
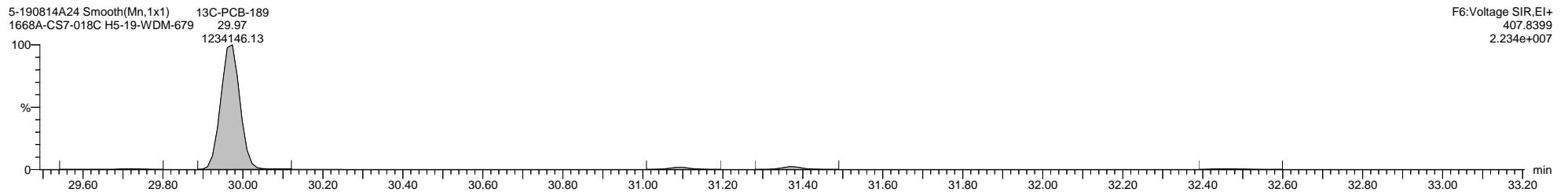
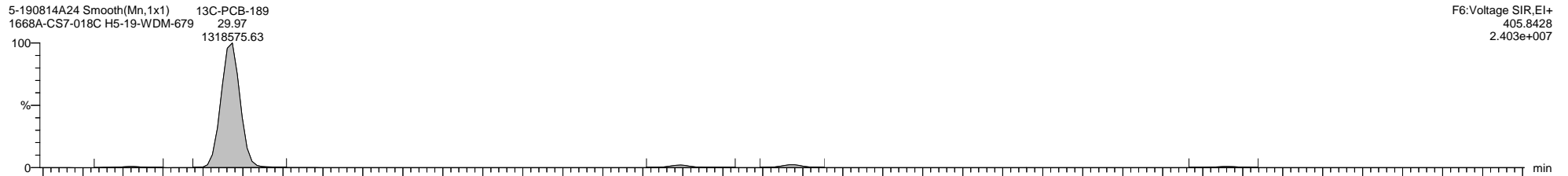
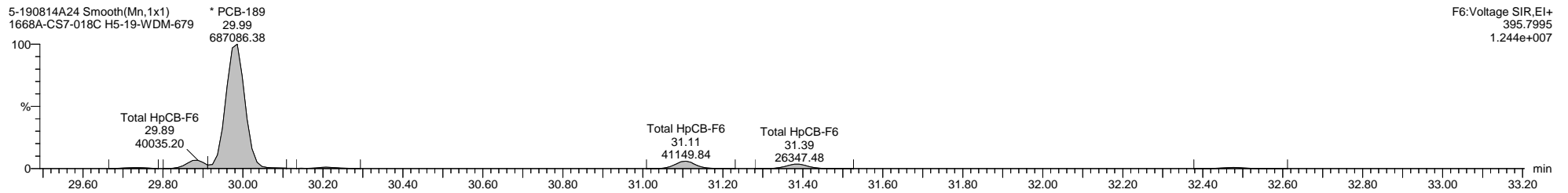

MassLynx MassLynx V4.1 SCN 901

Dataset: \\NABREWS002\Instdata\Organics Instrument\HIGHRES GCMS Completed Results Files\HR-5\1908\5-190814A3-mod-0815ES.qld

Last Altered: Thursday, August 15, 2019 17:50:29 Eastern Daylight Time

Printed: Friday, August 30, 2019 16:30:48 Eastern Daylight Time

Name: 5-190814A24, Date: 15-Aug-2019, Time: 04:18:36, ID: H5-19-WDM-679, Description: 1668A-CS7-018C, Vial: Tray1:2



Quantify Sample Template Report **MassLynx MassLynx V4.1 SCN 901**

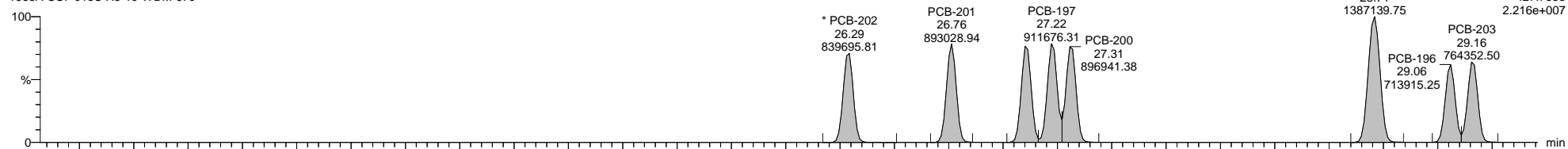
Dataset: \\NABREWS002\Instdata\Organics Instrument\HIGHRES GCMS Completed Results Files\HR-5\1908\5-190814A3-mod-0815ES.qld

Last Altered: Thursday, August 15, 2019 17:50:29 Eastern Daylight Time

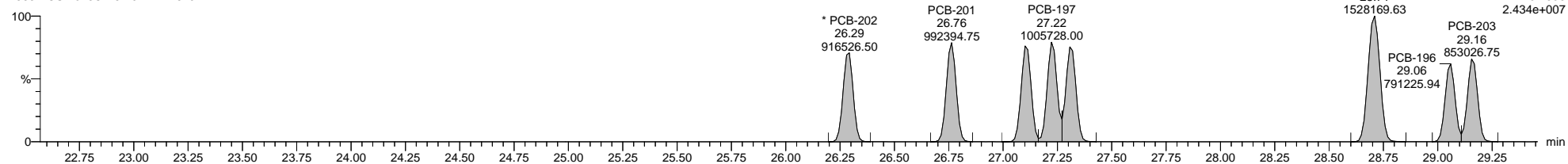
Printed: Friday, August 30, 2019 16:30:48 Eastern Daylight Time

Name: 5-190814A24, Date: 15-Aug-2019, Time: 04:18:36, ID: H5-19-WDM-679, Description: 1668A-CS7-018C, Vial: Tray1:2

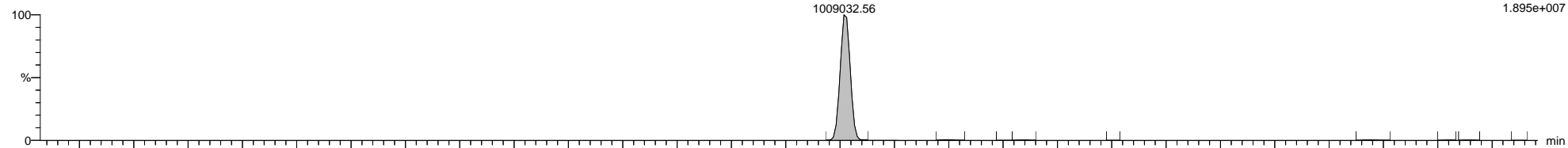
5-190814A24 Smooth(Mn,1x1)
1668A-CS7-018C H5-19-WDM-679



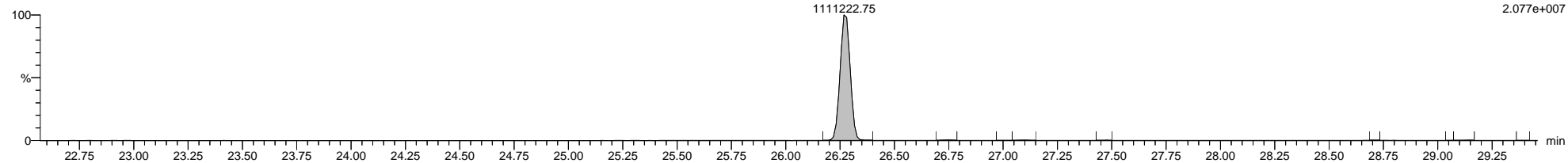
5-190814A24 Smooth(Mn,1x1)
1668A-CS7-018C H5-19-WDM-679



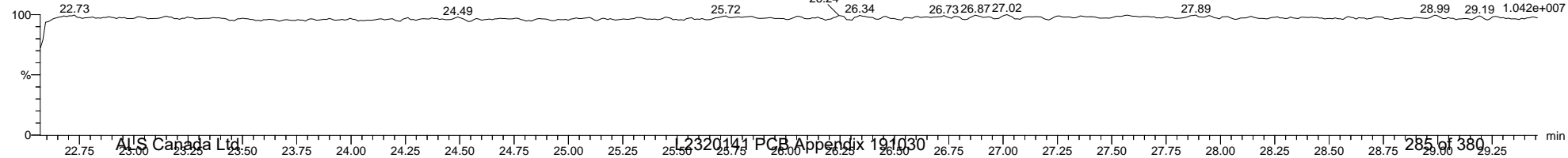
5-190814A24 Smooth(Mn,1x1)
1668A-CS7-018C H5-19-WDM-679



5-190814A24 Smooth(Mn,1x1)
1668A-CS7-018C H5-19-WDM-679



5-190814A24 Smooth(Mn,1x1)
1668A-CS7-018C H5-19-WDM-679



Quantify Sample Template Report

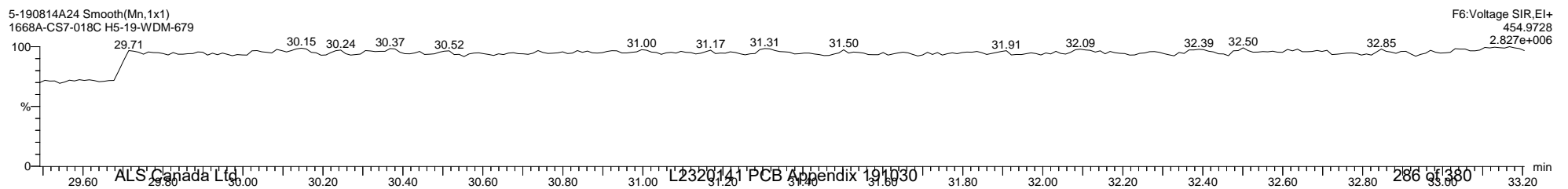
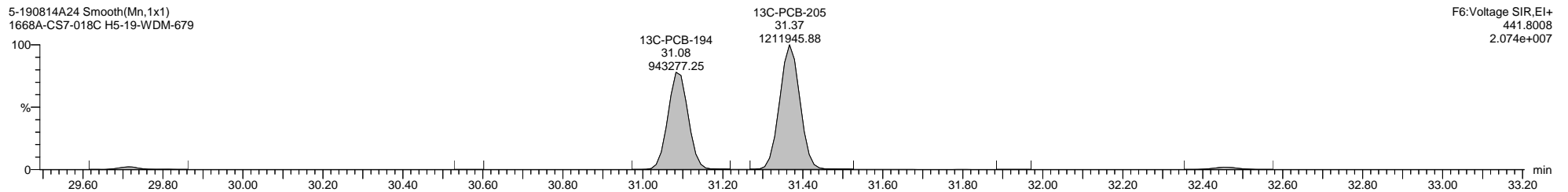
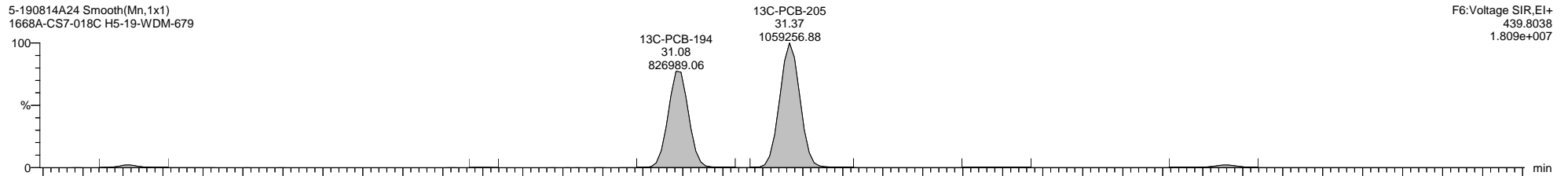
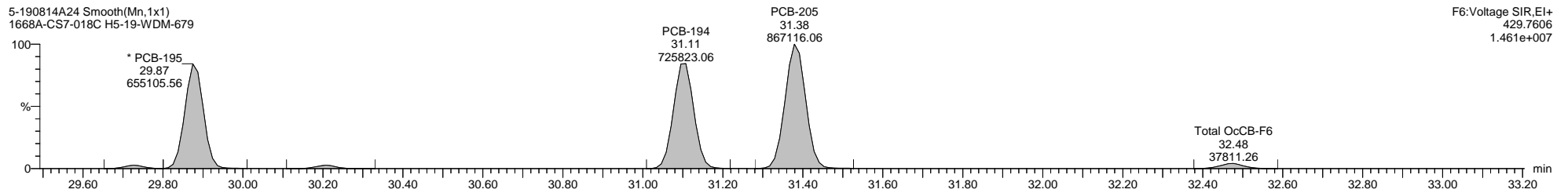
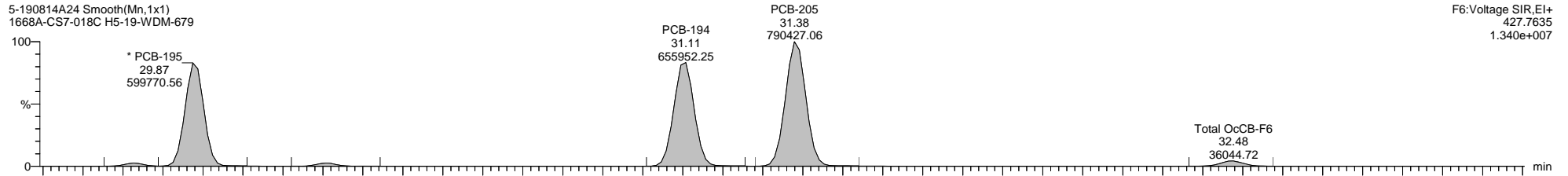
MassLynx MassLynx V4.1 SCN 901

Dataset: \\NABREWS002\Instdata\Organics Instrument\HIGHRES GCMS Completed Results Files\HR-5\1908\5-190814A3-mod-0815ES.qld

Last Altered: Thursday, August 15, 2019 17:50:29 Eastern Daylight Time

Printed: Friday, August 30, 2019 16:30:48 Eastern Daylight Time

Name: 5-190814A24, Date: 15-Aug-2019, Time: 04:18:36, ID: H5-19-WDM-679, Description: 1668A-CS7-018C, Vial: Tray1:2



Quantify Sample Template Report

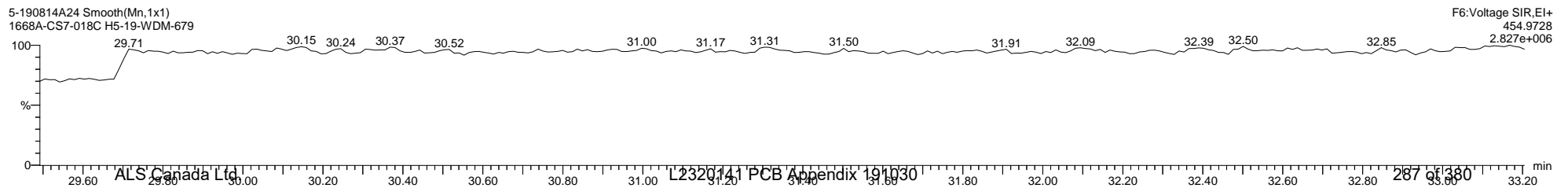
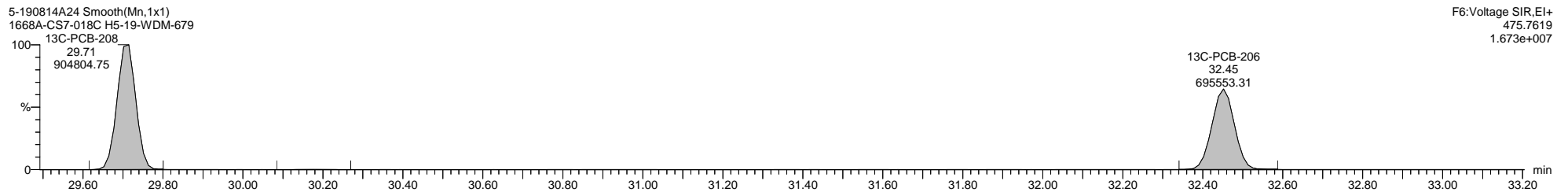

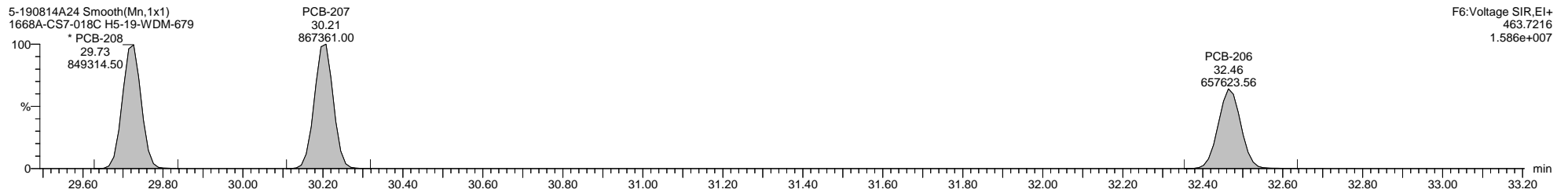

MassLynx MassLynx V4.1 SCN 901

Dataset: \\NABREWS002\Instdata\Organics Instrument\HIGHRES GCMS Completed Results Files\HR-5\1908\5-190814A3-mod-0815ES.qld

Last Altered: Thursday, August 15, 2019 17:50:29 Eastern Daylight Time

Printed: Friday, August 30, 2019 16:30:48 Eastern Daylight Time

Name: 5-190814A24, Date: 15-Aug-2019, Time: 04:18:36, ID: H5-19-WDM-679, Description: 1668A-CS7-018C, Vial: Tray1:2



Quantify Sample Template Report

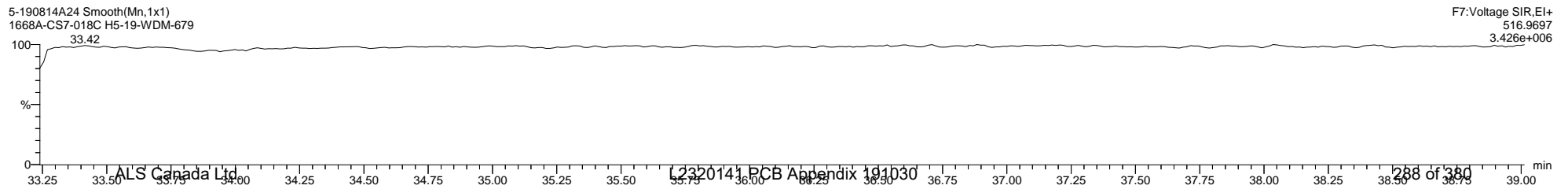
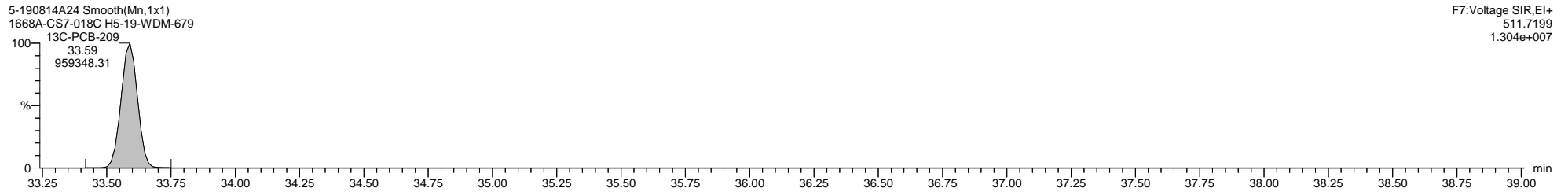
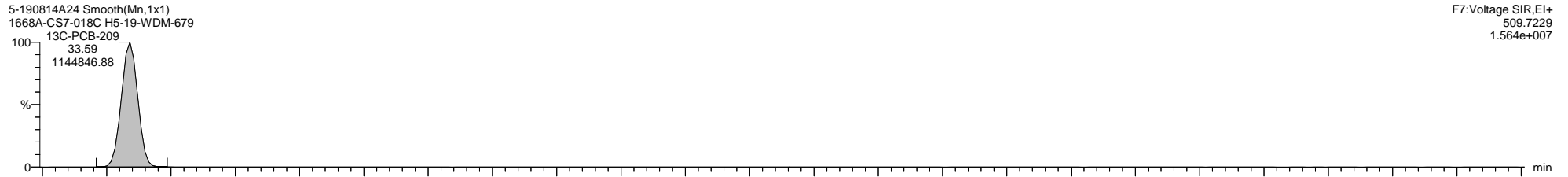
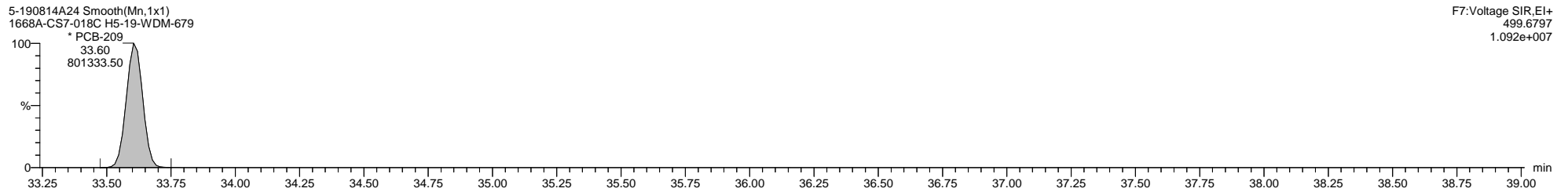
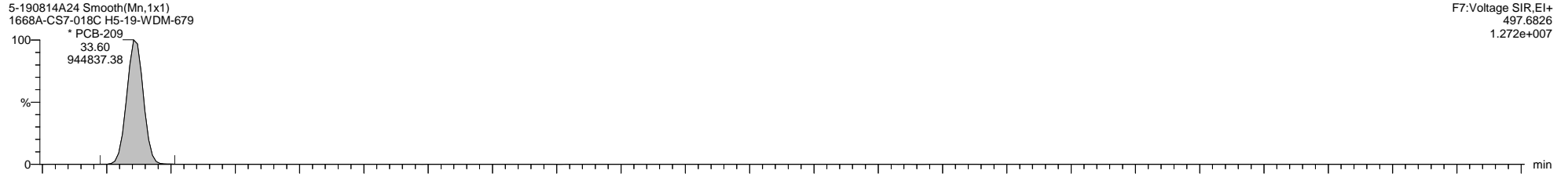
MassLynx MassLynx V4.1 SCN 901

Dataset: \\NABREWS002\Instdata\Organics Instrument\HIGHRES GCMS Completed Results Files\HR-5\1908\5-190814A3-mod-0815ES.qld

Last Altered: Thursday, August 15, 2019 17:50:29 Eastern Daylight Time

Printed: Friday, August 30, 2019 16:30:48 Eastern Daylight Time

Name: 5-190814A24, Date: 15-Aug-2019, Time: 04:18:36, ID: H5-19-WDM-679, Description: 1668A-CS7-018C, Vial: Tray1:2



Quantify Sample Template Report **MassLynx MassLynx V4.1 SCN 901**

Dataset: \\NABREWS002\Instdata\Organics Instrument\HIGHRES GCMS Completed Results Files\HR-5\1908\5-190814A3-mod-0815ES.qld

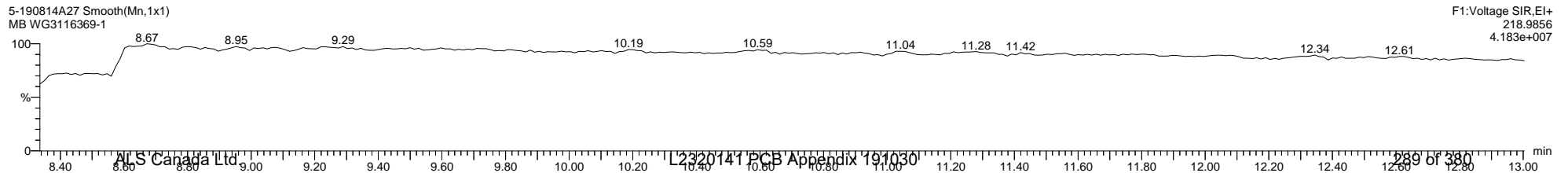
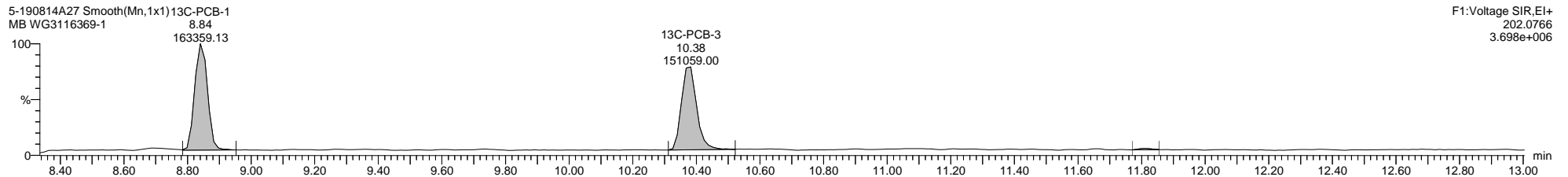
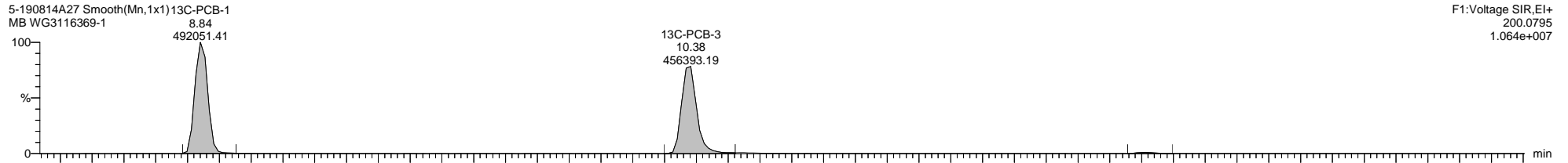
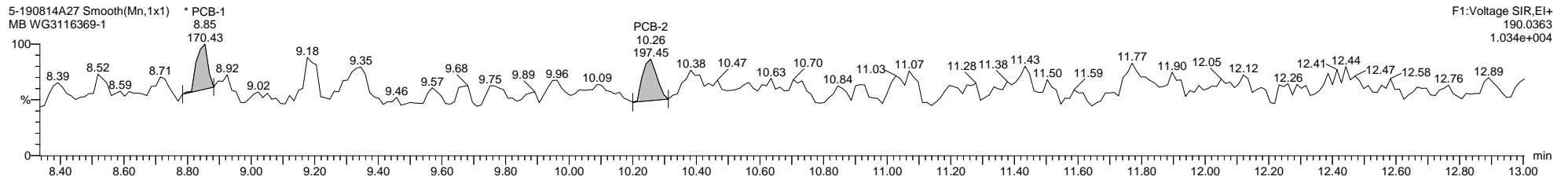
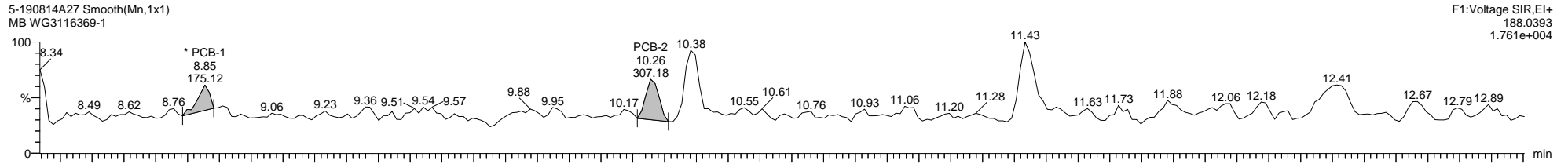
Last Altered: Thursday, August 15, 2019 17:50:29 Eastern Daylight Time

Printed: Friday, August 30, 2019 16:30:48 Eastern Daylight Time

Method: C:\MassLynx\PCB.PRO\MethDB\1668-OCTYL-1-209-190812.mdb 12 Aug 2019 13:16:16

Calibration: 15 Aug 2019 17:32:59

Name: 5-190814A27, Date: 15-Aug-2019, Time: 06:23:17, ID: WG3116369-1, Description: MB, Vial: Tray1:19



Quantify Sample Template Report

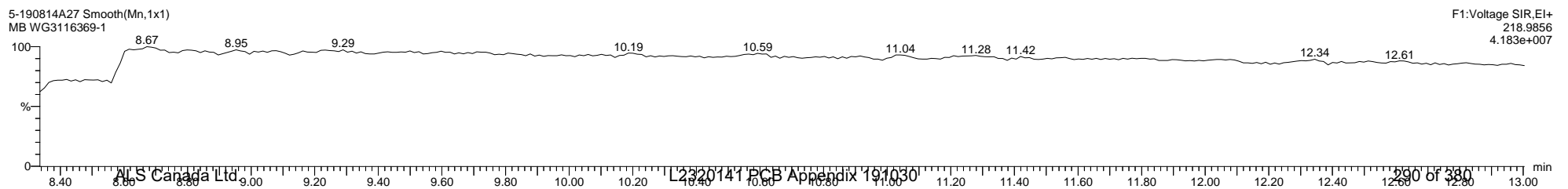
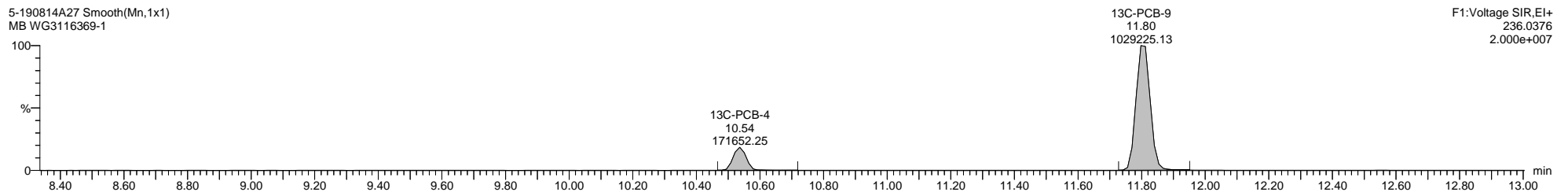
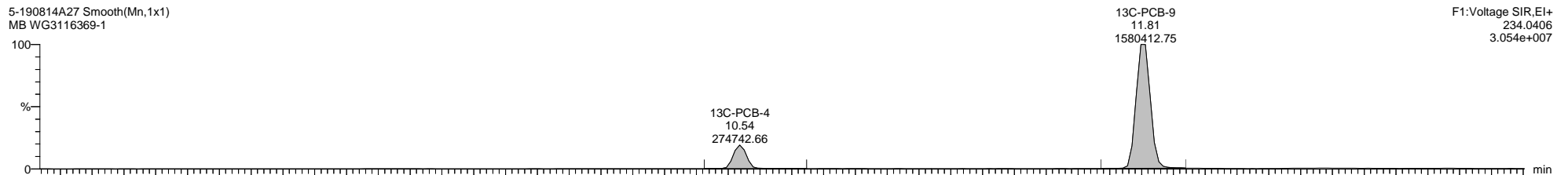
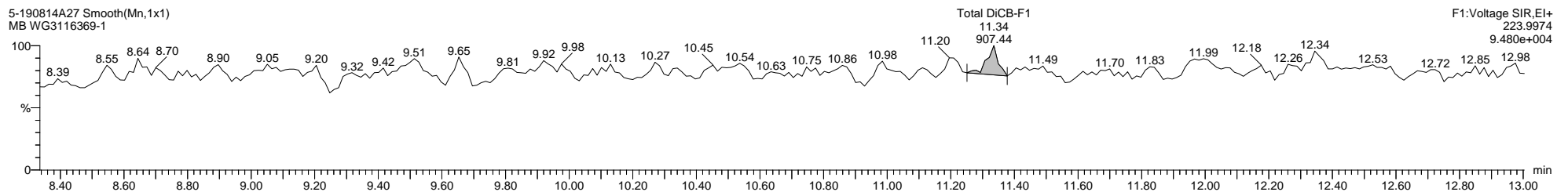
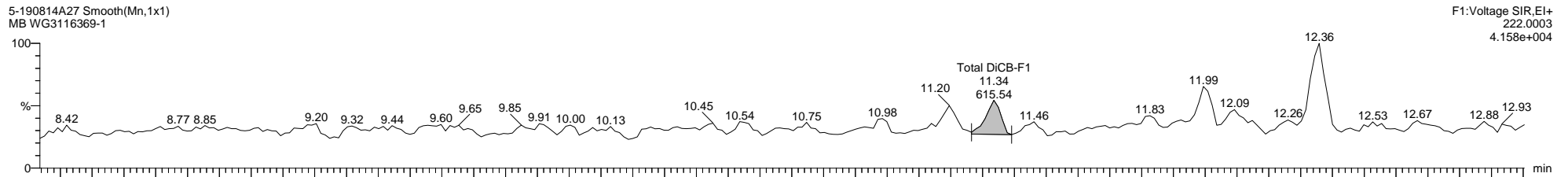
MassLynx MassLynx V4.1 SCN 901

Dataset: \\NABREWS002\Instdata\Organics Instrument\HIGHRES GCMS Completed Results Files\HR-5\1908\5-190814A3-mod-0815ES.qld

Last Altered: Thursday, August 15, 2019 17:50:29 Eastern Daylight Time

Printed: Friday, August 30, 2019 16:30:48 Eastern Daylight Time

Name: 5-190814A27, Date: 15-Aug-2019, Time: 06:23:17, ID: WG3116369-1, Description: MB, Vial: Tray1:19



Quantify Sample Template Report

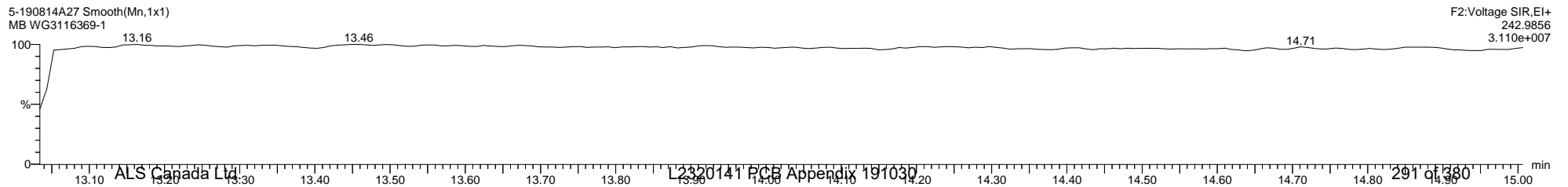
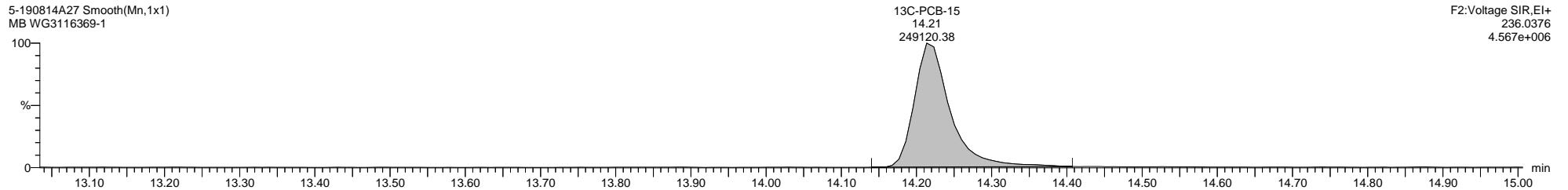

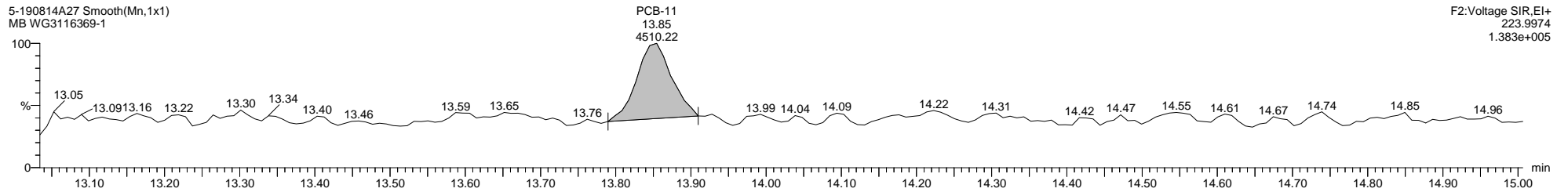
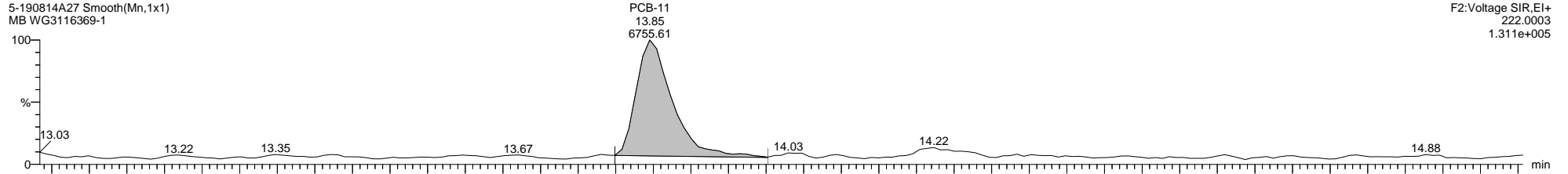
MassLynx MassLynx V4.1 SCN 901

Dataset: \\NABREWS002\Instdata\Organics Instrument\HIGHRES GCMS Completed Results Files\HR-5\1908\5-190814A3-mod-0815ES.qld

Last Altered: Thursday, August 15, 2019 17:50:29 Eastern Daylight Time

Printed: Friday, August 30, 2019 16:30:48 Eastern Daylight Time

Name: 5-190814A27, Date: 15-Aug-2019, Time: 06:23:17, ID: WG3116369-1, Description: MB, Vial: Tray1:19



Quantify Sample Template Report

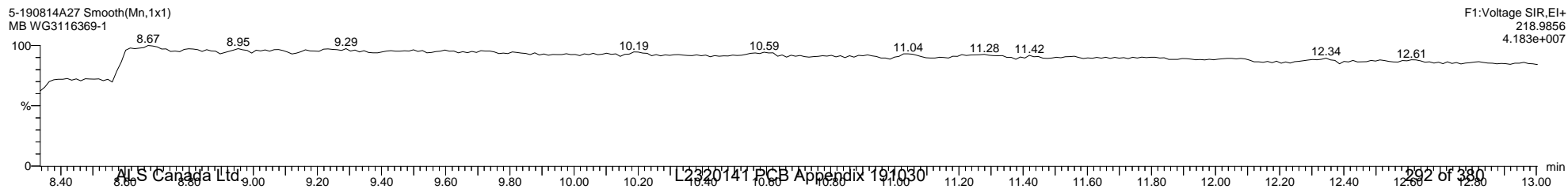
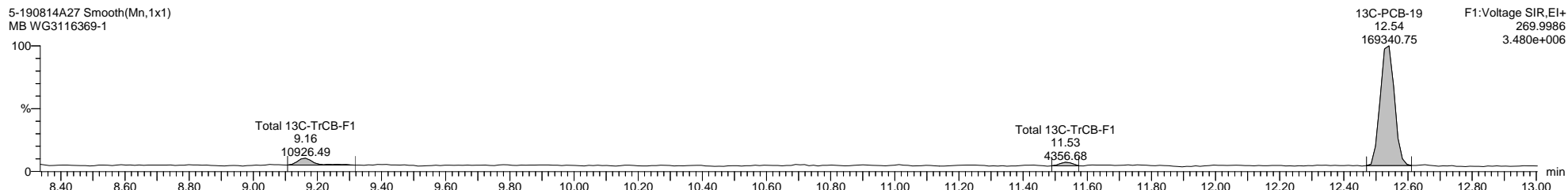
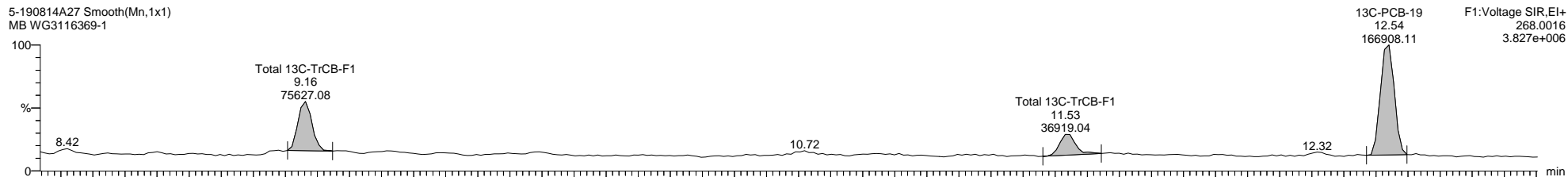
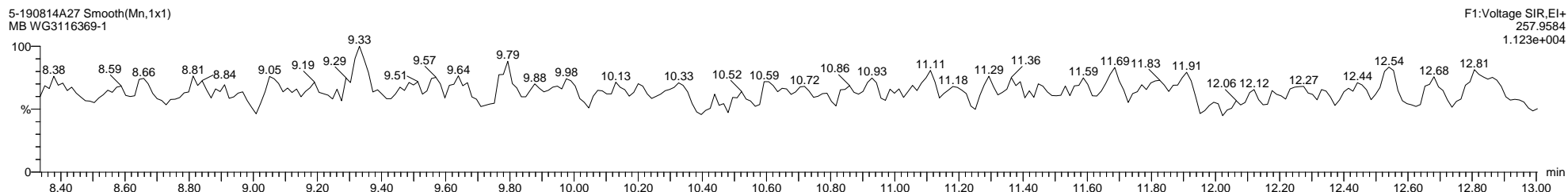
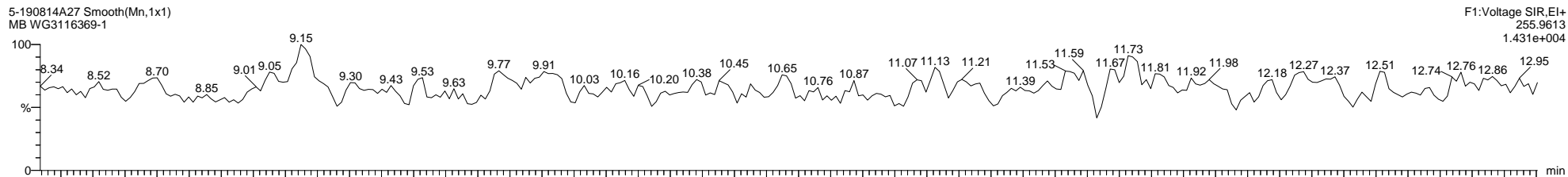
MassLynx MassLynx V4.1 SCN 901

Dataset: \\NABREWS002\Instdata\Organics Instrument\HIGHRES GCMS Completed Results Files\HR-5\1908\5-190814A3-mod-0815ES.qld

Last Altered: Thursday, August 15, 2019 17:50:29 Eastern Daylight Time

Printed: Friday, August 30, 2019 16:30:48 Eastern Daylight Time

Name: 5-190814A27, Date: 15-Aug-2019, Time: 06:23:17, ID: WG3116369-1, Description: MB, Vial: Tray1:19



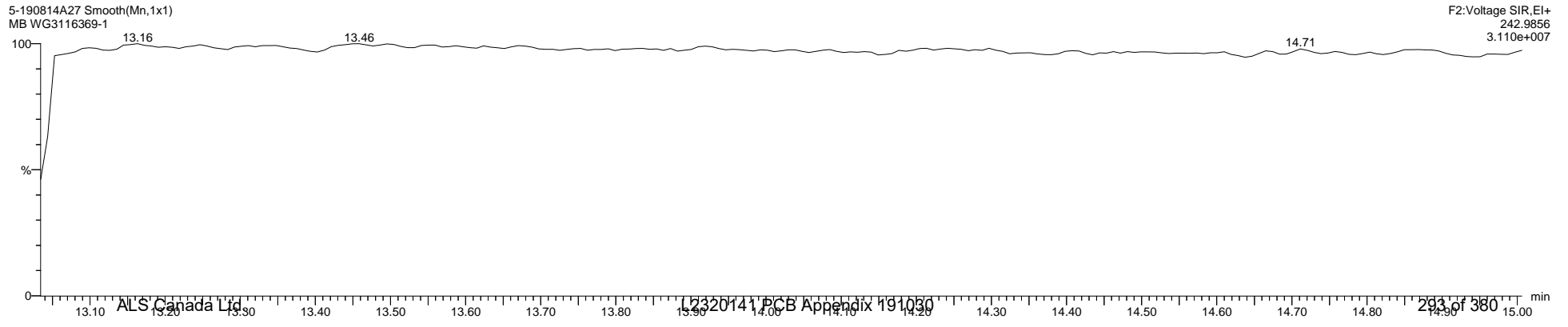
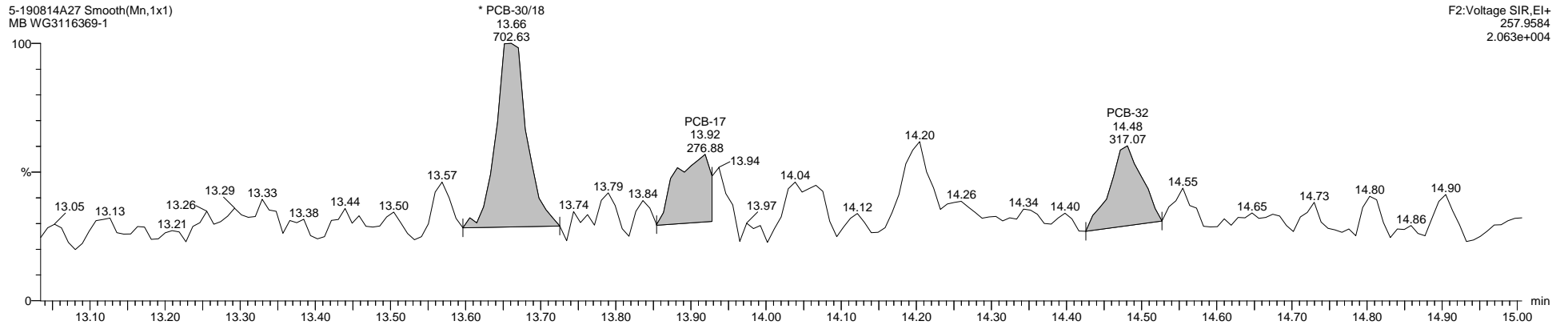
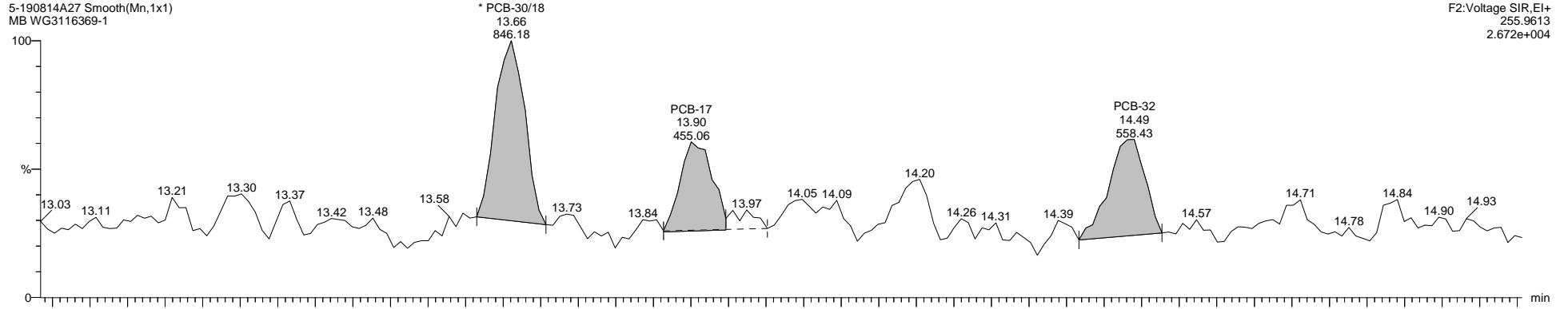
Quantify Sample Template Report **MassLynx MassLynx V4.1 SCN 901**

Dataset: \\NABREWS002\Instdata\Organics Instrument\HIGHRES GCMS Completed Results Files\HR-5\1908\5-190814A3-mod-0815ES.qld

Last Altered: Thursday, August 15, 2019 17:50:29 Eastern Daylight Time

Printed: Friday, August 30, 2019 16:30:48 Eastern Daylight Time

Name: 5-190814A27, Date: 15-Aug-2019, Time: 06:23:17, ID: WG3116369-1, Description: MB, Vial: Tray1:19




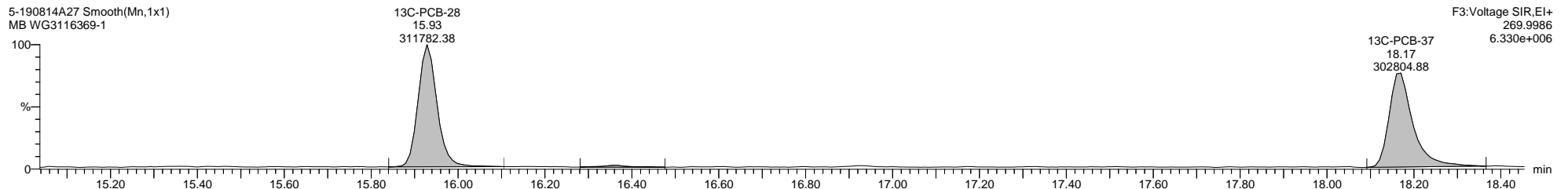
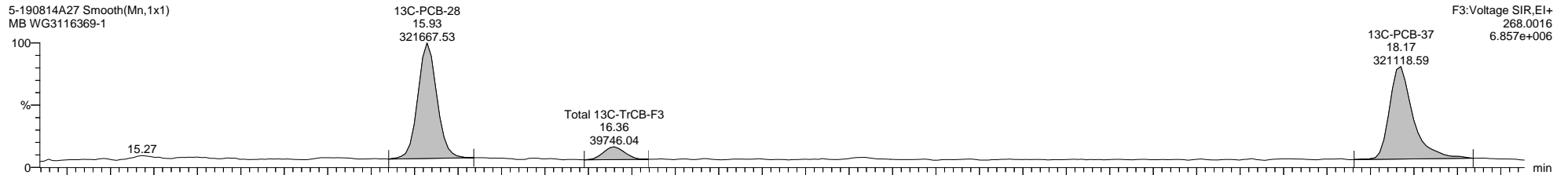
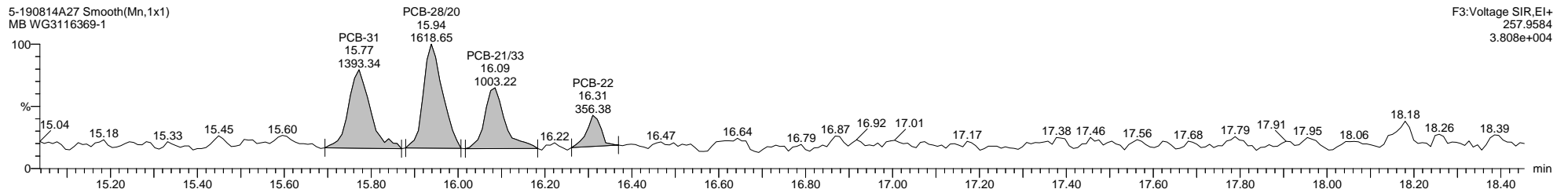
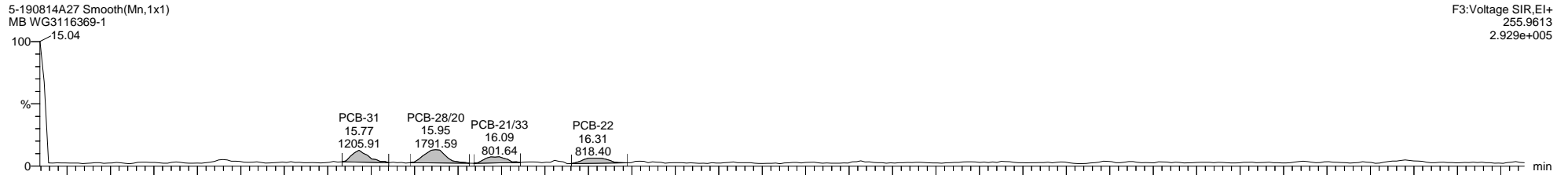
Quantify Sample Template Report MassLynx MassLynx V4.1 SCN 901

Dataset: \\NABREWS002\Instdata\Organics Instrument\HIGHRES GCMS Completed Results Files\HR-5\1908\5-190814A3-mod-0815ES.qld

Last Altered: Thursday, August 15, 2019 17:50:29 Eastern Daylight Time

Printed: Friday, August 30, 2019 16:30:48 Eastern Daylight Time

Name: 5-190814A27, Date: 15-Aug-2019, Time: 06:23:17, ID: WG3116369-1, Description: MB, Vial: Tray1:19



Quantify Sample Template Report


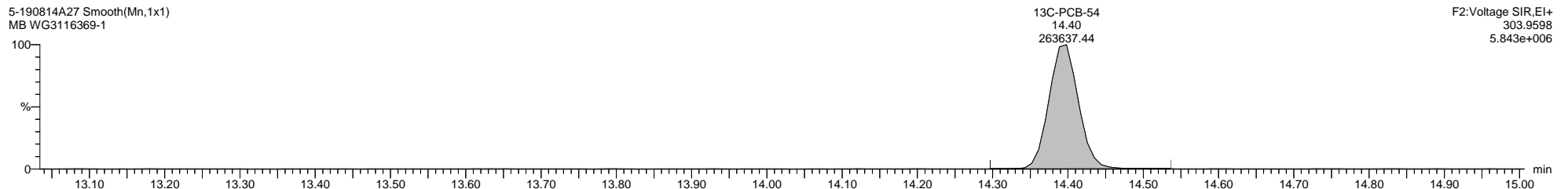

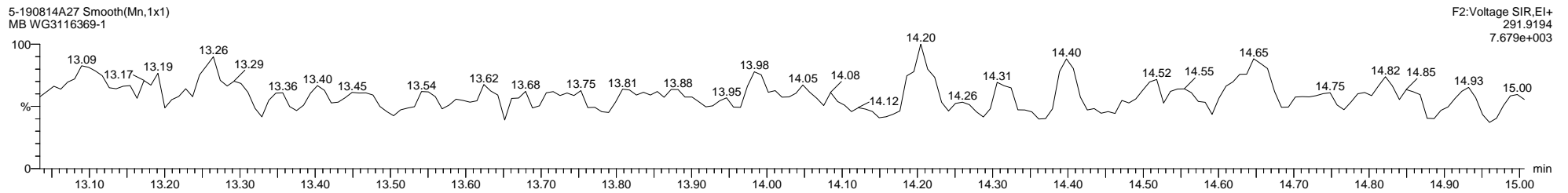
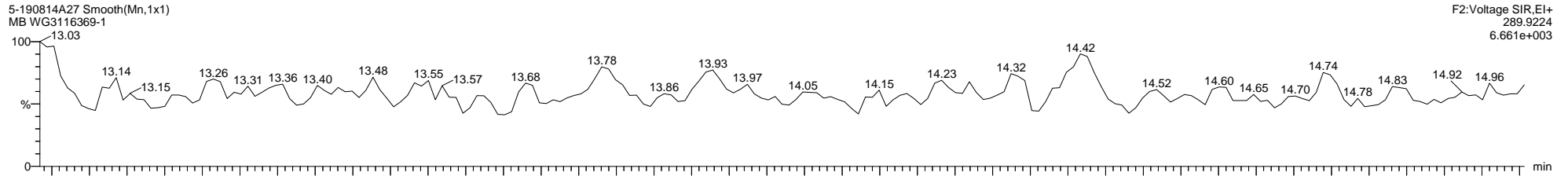
MassLynx MassLynx V4.1 SCN 901

Dataset: \\NABREWS002\Instdata\Organics Instrument\HIGHRES GCMS Completed Results Files\HR-5\1908\5-190814A3-mod-0815ES.qld

Last Altered: Thursday, August 15, 2019 17:50:29 Eastern Daylight Time

Printed: Friday, August 30, 2019 16:30:48 Eastern Daylight Time

Name: 5-190814A27, Date: 15-Aug-2019, Time: 06:23:17, ID: WG3116369-1, Description: MB, Vial: Tray1:19



Quantify Sample Template Report


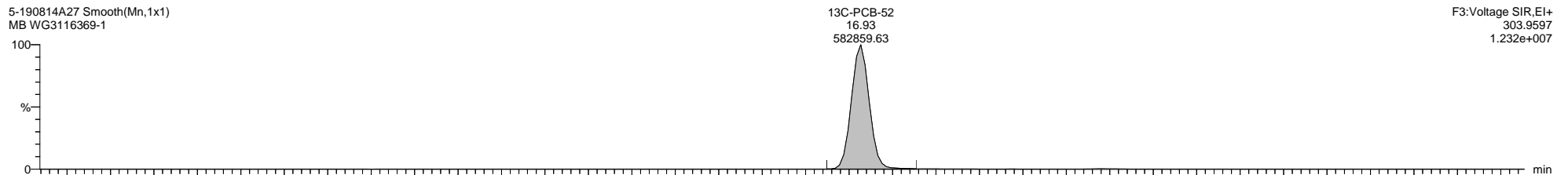
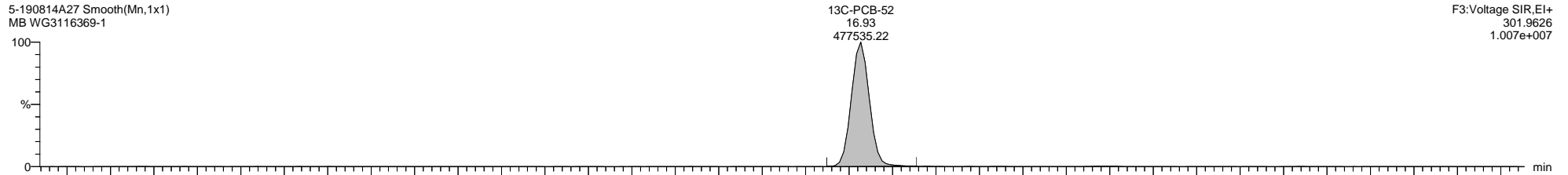
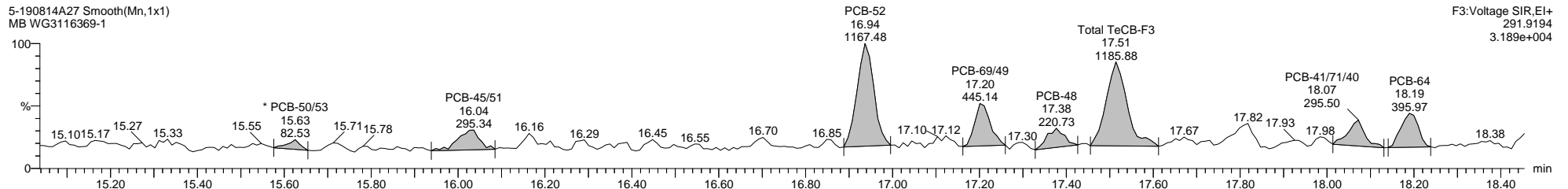
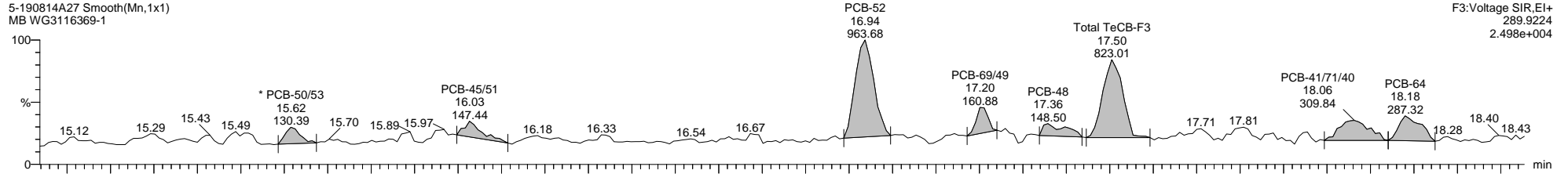
MassLynx MassLynx V4.1 SCN 901

Dataset: \\NABREWS002\Instdata\Organics Instrument\HIGHRES GCMS Completed Results Files\HR-5\1908\5-190814A3-mod-0815ES.qld

Last Altered: Thursday, August 15, 2019 17:50:29 Eastern Daylight Time

Printed: Friday, August 30, 2019 16:30:48 Eastern Daylight Time

Name: 5-190814A27, Date: 15-Aug-2019, Time: 06:23:17, ID: WG3116369-1, Description: MB, Vial: Tray1:19



Quantify Sample Template Report


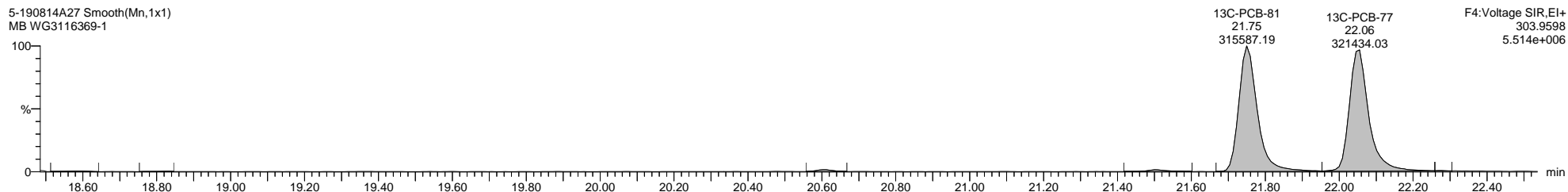

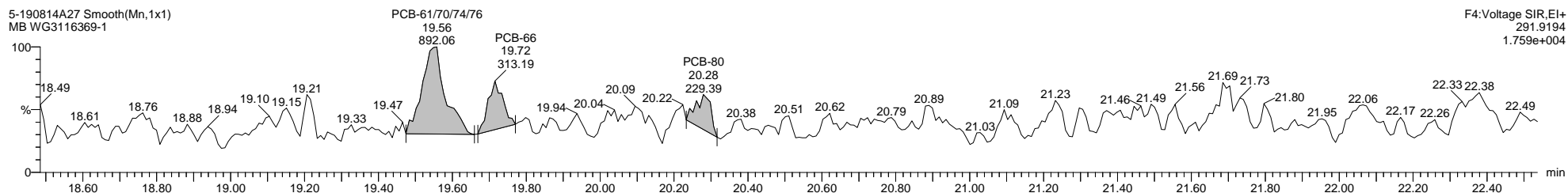
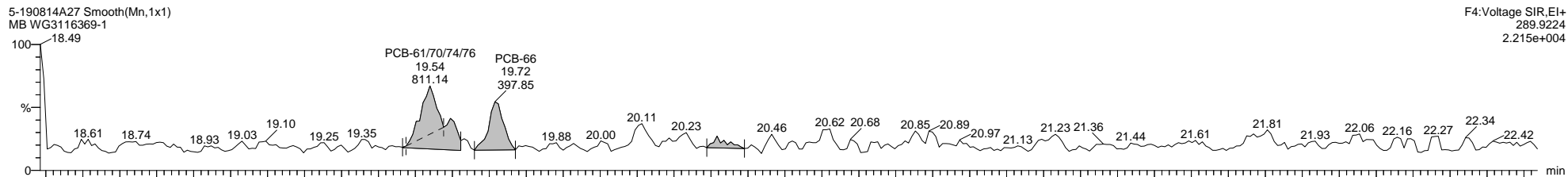
MassLynx MassLynx V4.1 SCN 901

Dataset: \\NABREWS002\Instdata\Organics Instrument\HIGHRES GCMS Completed Results Files\HR-5\1908\5-190814A3-mod-0815ES.qld

Last Altered: Thursday, August 15, 2019 17:50:29 Eastern Daylight Time

Printed: Friday, August 30, 2019 16:30:48 Eastern Daylight Time

Name: 5-190814A27, Date: 15-Aug-2019, Time: 06:23:17, ID: WG3116369-1, Description: MB, Vial: Tray1:19



Quantify Sample Template Report



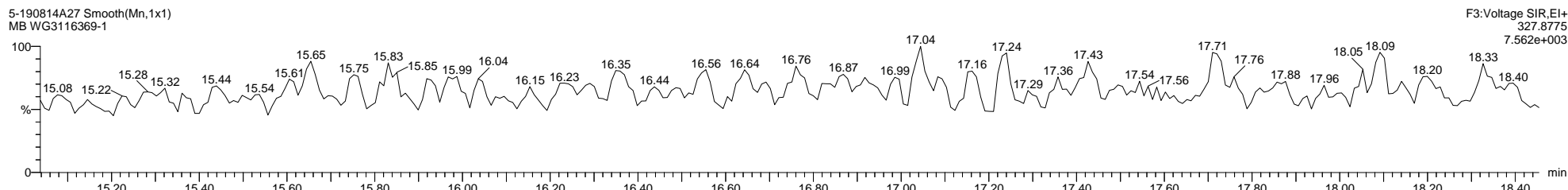
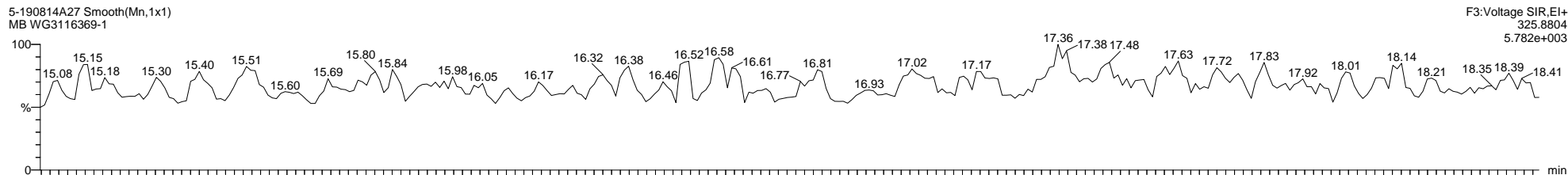
MassLynx MassLynx V4.1 SCN 901

Dataset: \\NABREWS002\Instdata\Organics Instrument\HIGHRES GCMS Completed Results Files\HR-5\1908\5-190814A3-mod-0815ES.qld

Last Altered: Thursday, August 15, 2019 17:50:29 Eastern Daylight Time

Printed: Friday, August 30, 2019 16:30:48 Eastern Daylight Time

Name: 5-190814A27, Date: 15-Aug-2019, Time: 06:23:17, ID: WG3116369-1, Description: MB, Vial: Tray1:19


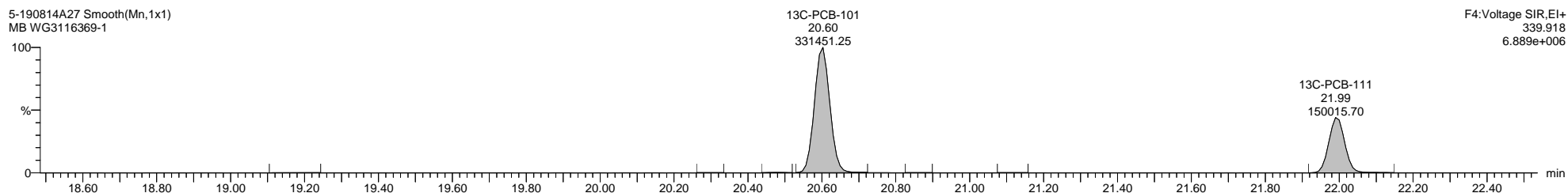
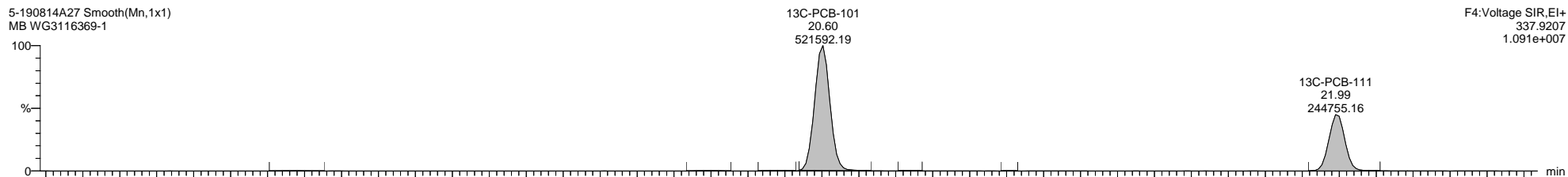
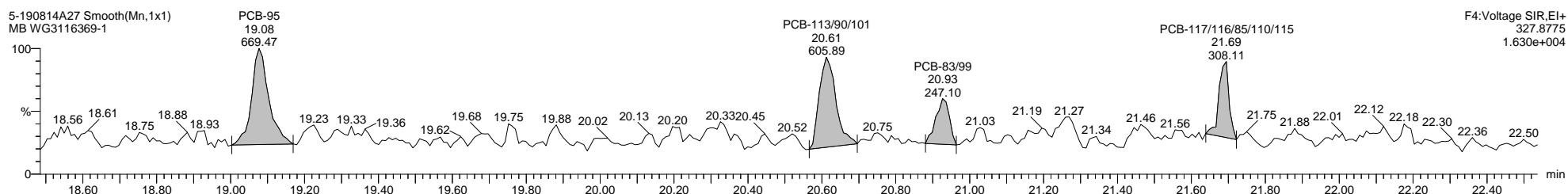
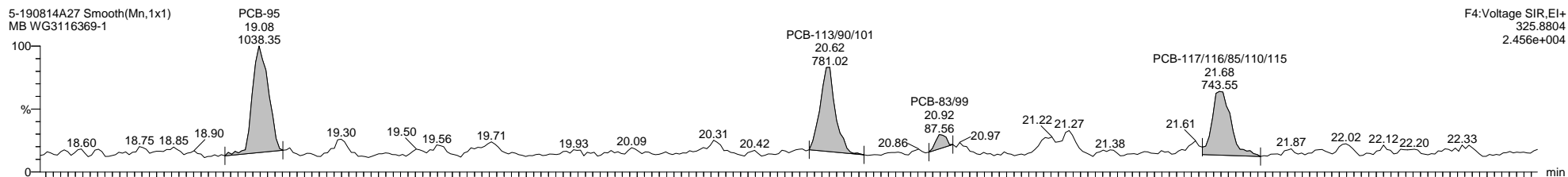


Dataset: \\NABREWS002\Instdata\Organics Instrument\HIGHRES GCMS Completed Results Files\HR-5\1908\5-190814A3-mod-0815ES.qld

Last Altered: Thursday, August 15, 2019 17:50:29 Eastern Daylight Time

Printed: Friday, August 30, 2019 16:30:48 Eastern Daylight Time

Name: 5-190814A27, Date: 15-Aug-2019, Time: 06:23:17, ID: WG3116369-1, Description: MB, Vial: Tray1:19



Quantify Sample Template Report

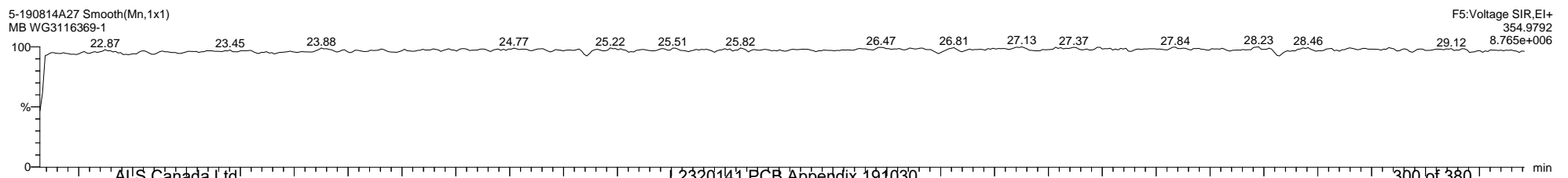
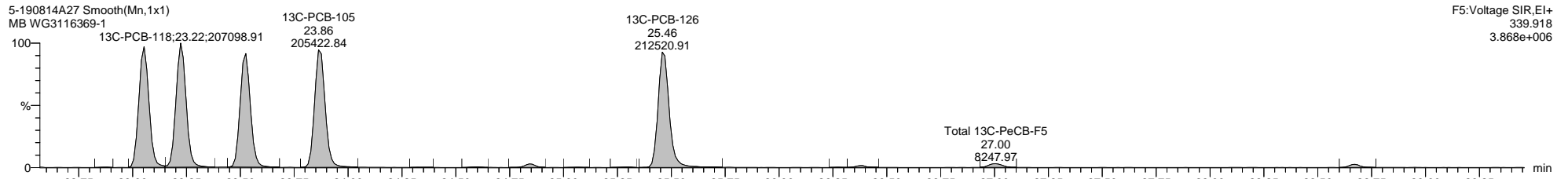
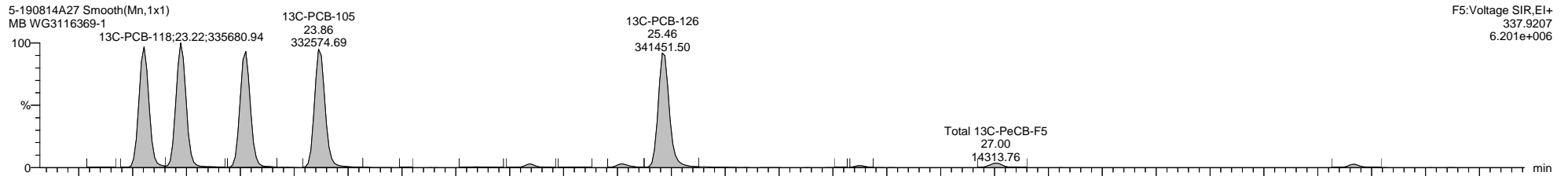
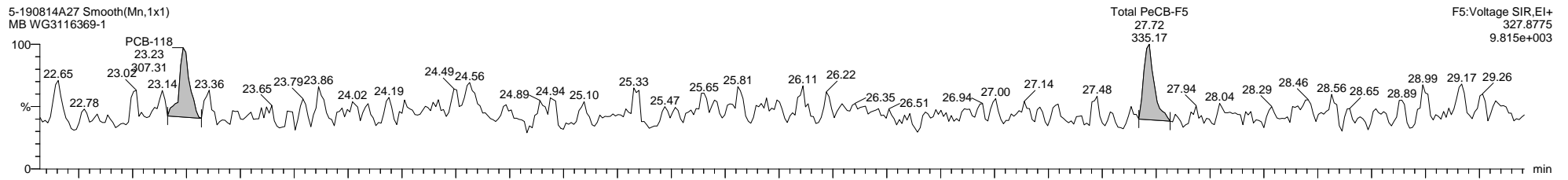
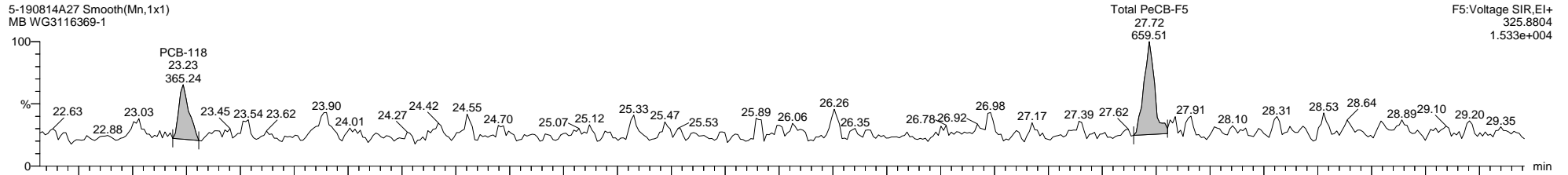
MassLynx MassLynx V4.1 SCN 901

Dataset: \\NABREWS002\Instdata\Organics Instrument\HIGHRES GCMS Completed Results Files\HR-5\1908\5-190814A3-mod-0815ES.qld

Last Altered: Thursday, August 15, 2019 17:50:29 Eastern Daylight Time

Printed: Friday, August 30, 2019 16:30:48 Eastern Daylight Time

Name: 5-190814A27, Date: 15-Aug-2019, Time: 06:23:17, ID: WG3116369-1, Description: MB, Vial: Tray1:19



Quantify Sample Template Report


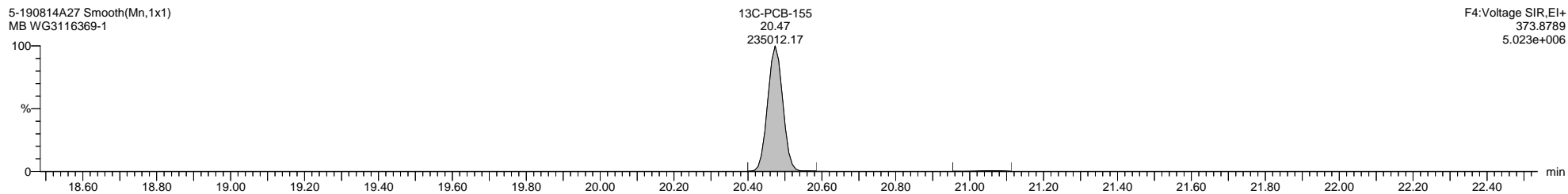
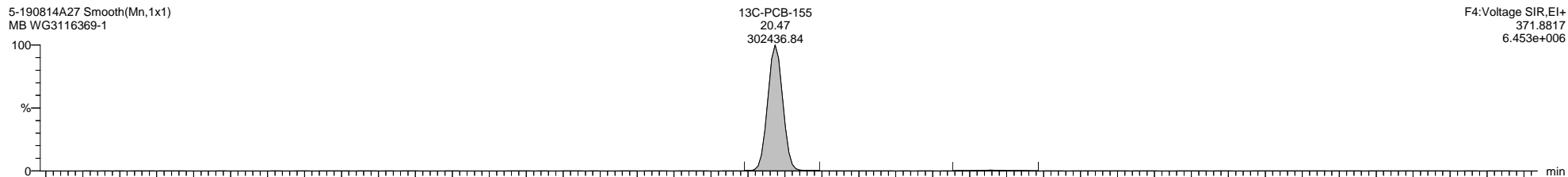
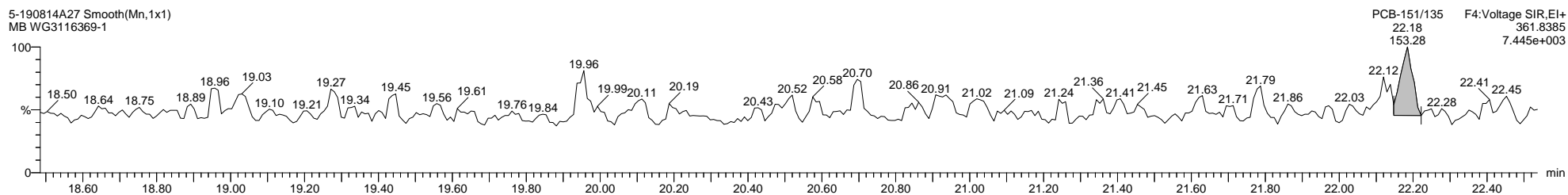
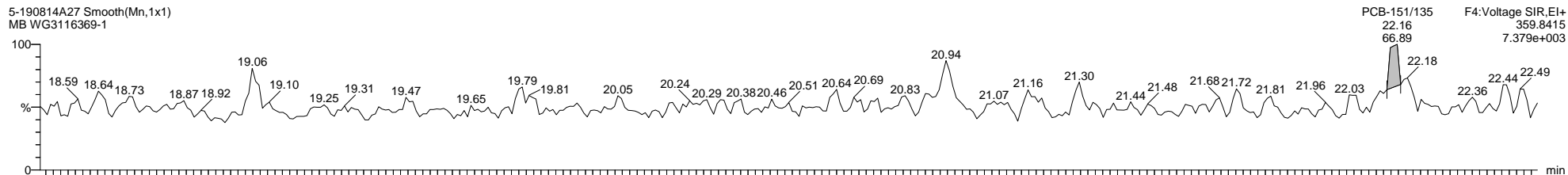
MassLynx MassLynx V4.1 SCN 901

Dataset: \\NABREWS002\Instdata\Organics Instrument\HIGHRES GCMS Completed Results Files\HR-5\1908\5-190814A3-mod-0815ES.qld

Last Altered: Thursday, August 15, 2019 17:50:29 Eastern Daylight Time

Printed: Friday, August 30, 2019 16:30:48 Eastern Daylight Time

Name: 5-190814A27, Date: 15-Aug-2019, Time: 06:23:17, ID: WG3116369-1, Description: MB, Vial: Tray1:19



Quantify Sample Template Report

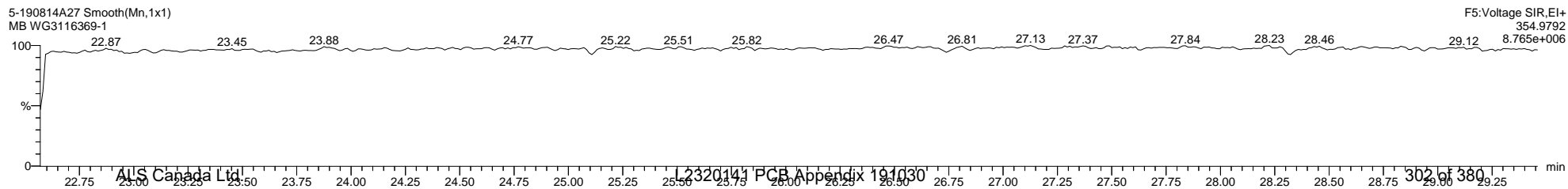
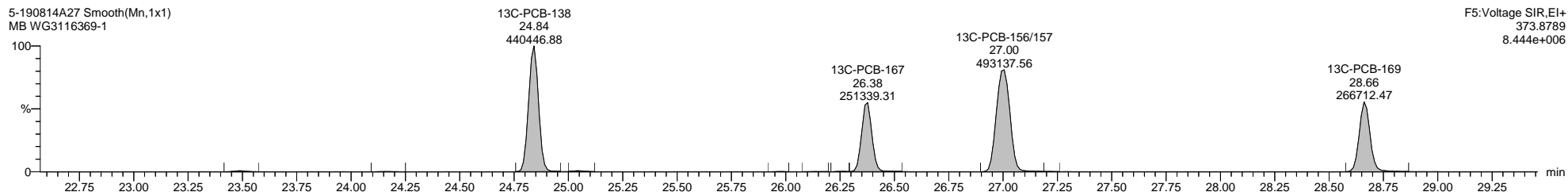
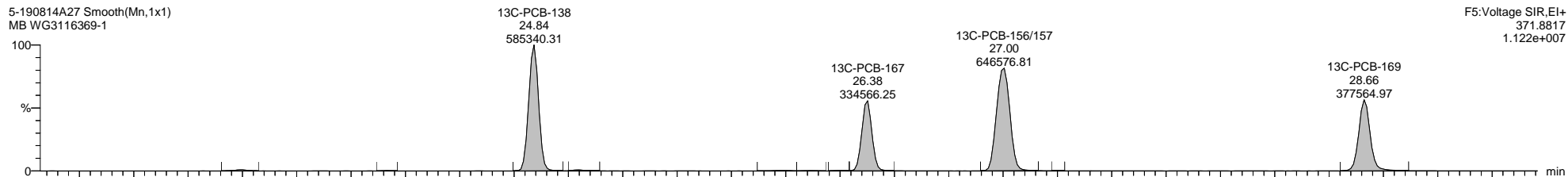
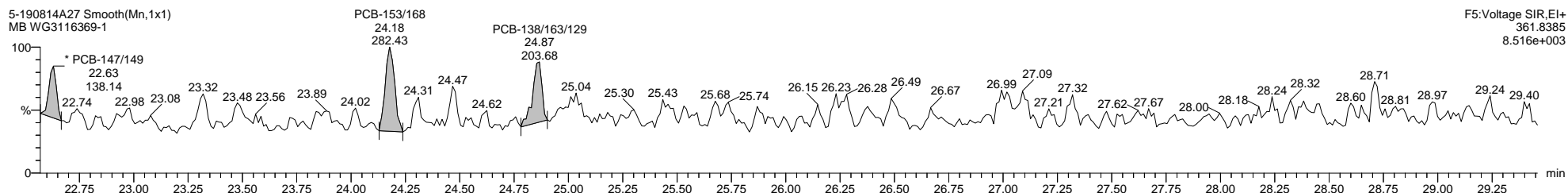
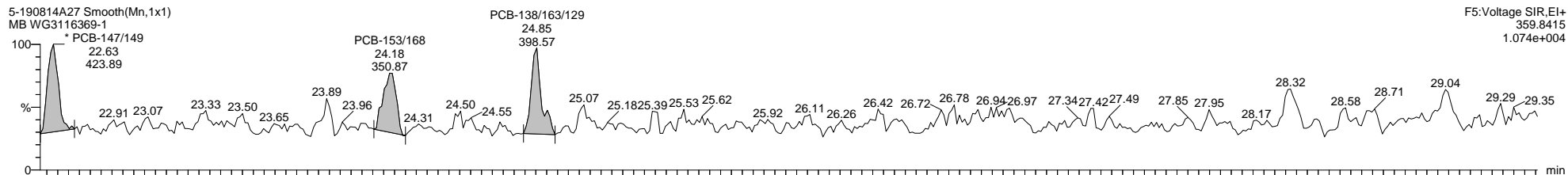
MassLynx MassLynx V4.1 SCN 901

Dataset: \\NABREWS002\Instdata\Organics Instrument\HIGHRES GCMS Completed Results Files\HR-5\1908\5-190814A3-mod-0815ES.qld

Last Altered: Thursday, August 15, 2019 17:50:29 Eastern Daylight Time

Printed: Friday, August 30, 2019 16:30:48 Eastern Daylight Time

Name: 5-190814A27, Date: 15-Aug-2019, Time: 06:23:17, ID: WG3116369-1, Description: MB, Vial: Tray1:19



Quantify Sample Template Report

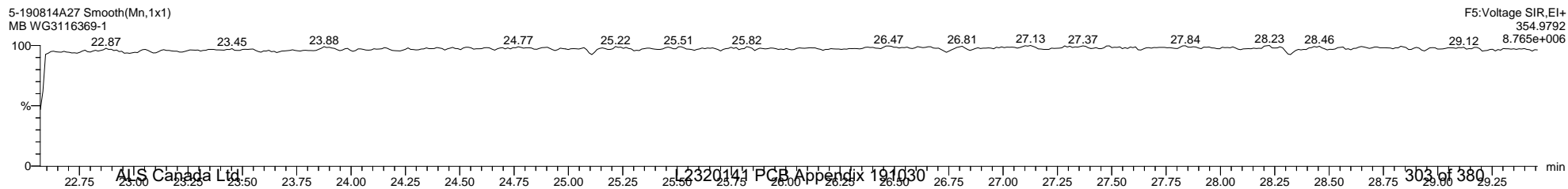
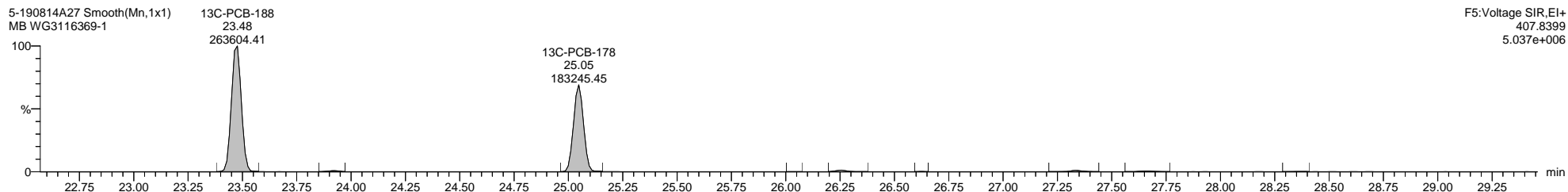
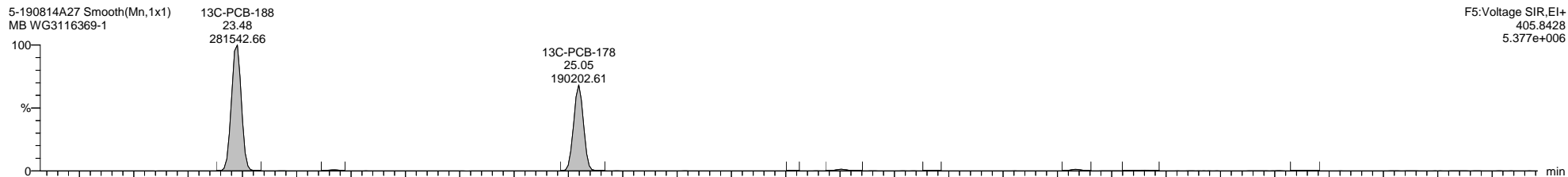
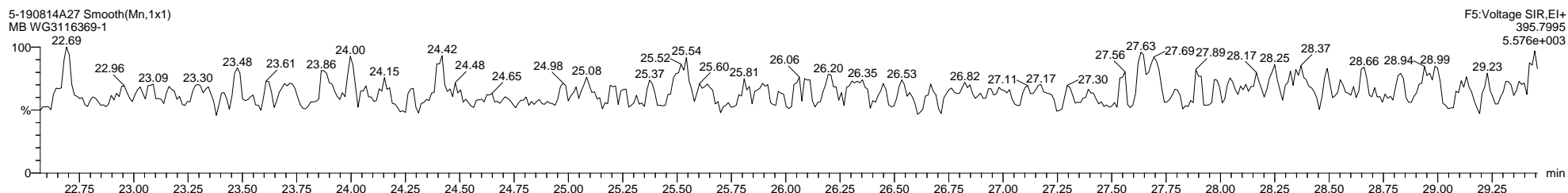
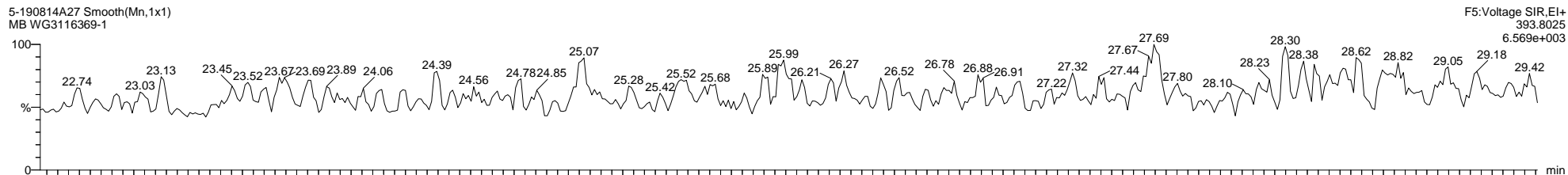
MassLynx MassLynx V4.1 SCN 901

Dataset: \\NABREWS002\Instdata\Organics Instrument\HIGHRES GCMS Completed Results Files\HR-5\1908\5-190814A3-mod-0815ES.qld

Last Altered: Thursday, August 15, 2019 17:50:29 Eastern Daylight Time

Printed: Friday, August 30, 2019 16:30:48 Eastern Daylight Time

Name: 5-190814A27, Date: 15-Aug-2019, Time: 06:23:17, ID: WG3116369-1, Description: MB, Vial: Tray1:19



Quantify Sample Template Report

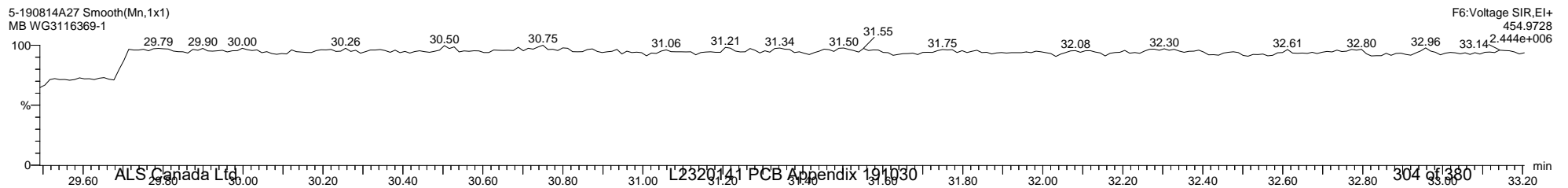
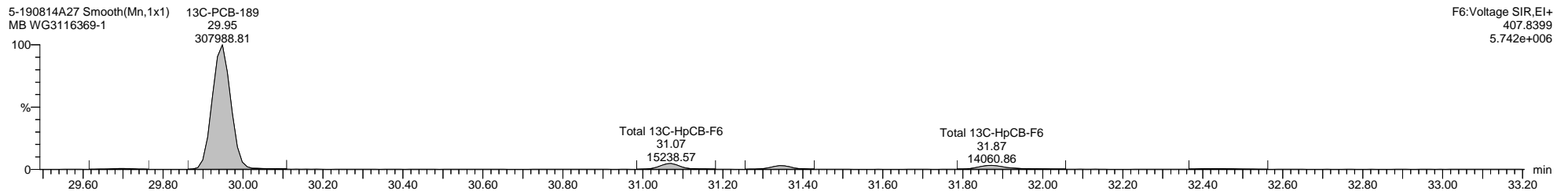

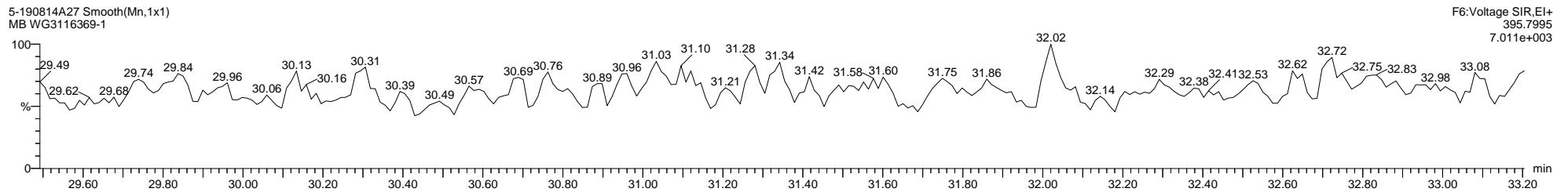
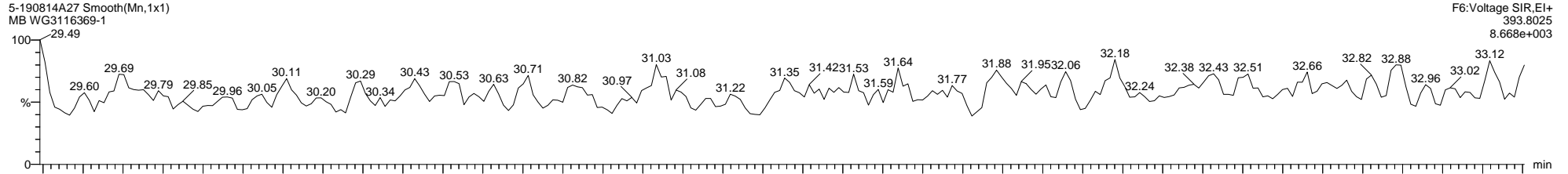
MassLynx MassLynx V4.1 SCN 901

Dataset: \\NABREWS002\Instdata\Organics Instrument\HIGHRES GCMS Completed Results Files\HR-5\1908\5-190814A3-mod-0815ES.qld

Last Altered: Thursday, August 15, 2019 17:50:29 Eastern Daylight Time

Printed: Friday, August 30, 2019 16:30:48 Eastern Daylight Time

Name: 5-190814A27, Date: 15-Aug-2019, Time: 06:23:17, ID: WG3116369-1, Description: MB, Vial: Tray1:19



Quantify Sample Template Report

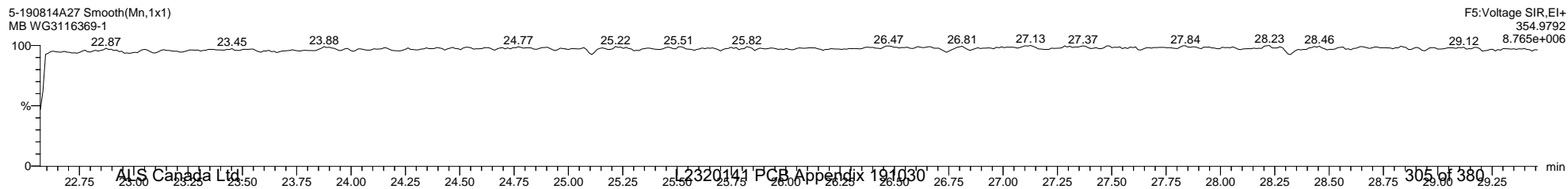
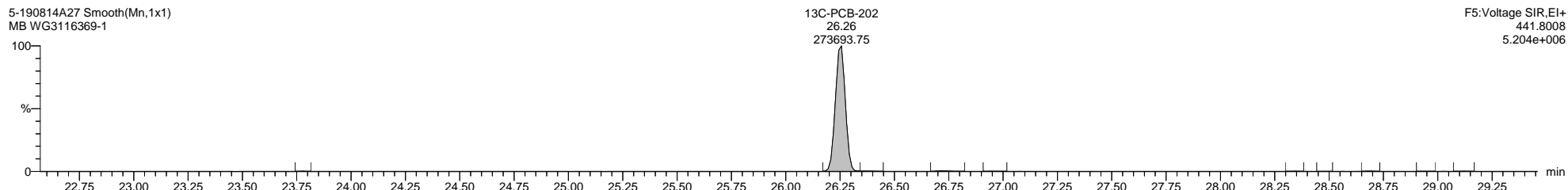
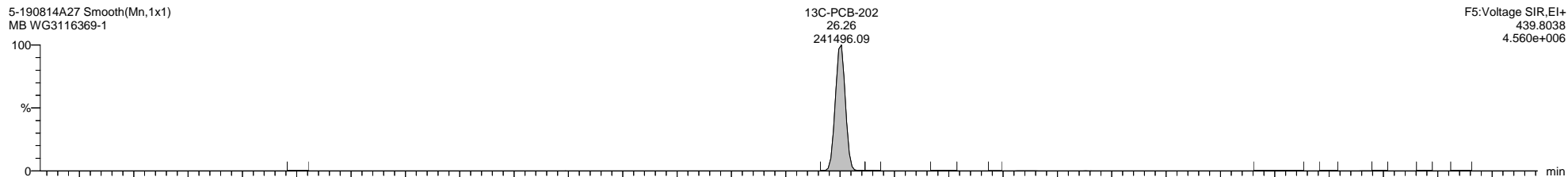
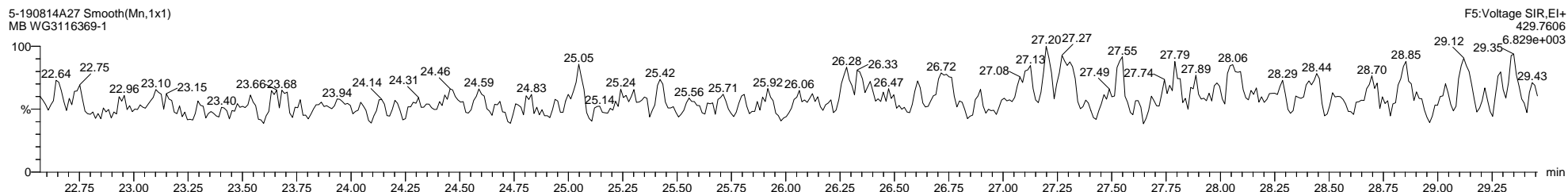
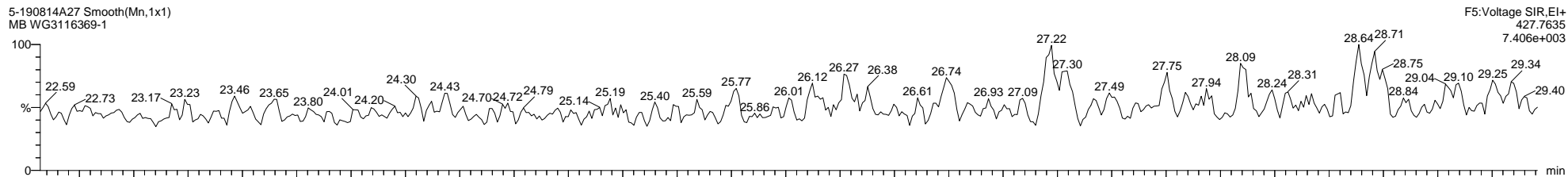
MassLynx MassLynx V4.1 SCN 901

Dataset: \\NABREWS002\Instdata\Organics Instrument\HIGHRES GCMS Completed Results Files\HR-5\1908\5-190814A3-mod-0815ES.qld

Last Altered: Thursday, August 15, 2019 17:50:29 Eastern Daylight Time

Printed: Friday, August 30, 2019 16:30:48 Eastern Daylight Time

Name: 5-190814A27, Date: 15-Aug-2019, Time: 06:23:17, ID: WG3116369-1, Description: MB, Vial: Tray1:19



Quantify Sample Template Report

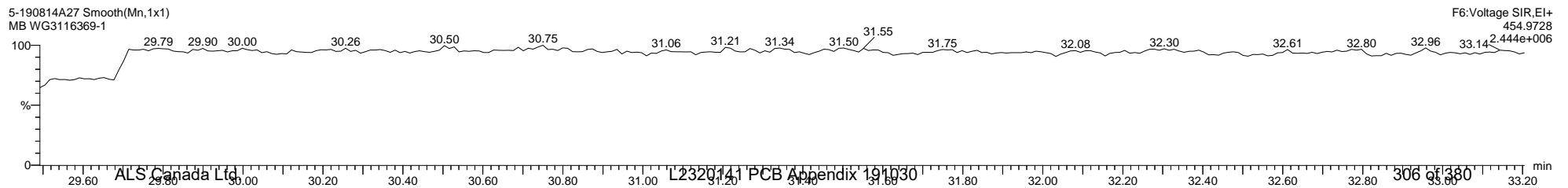
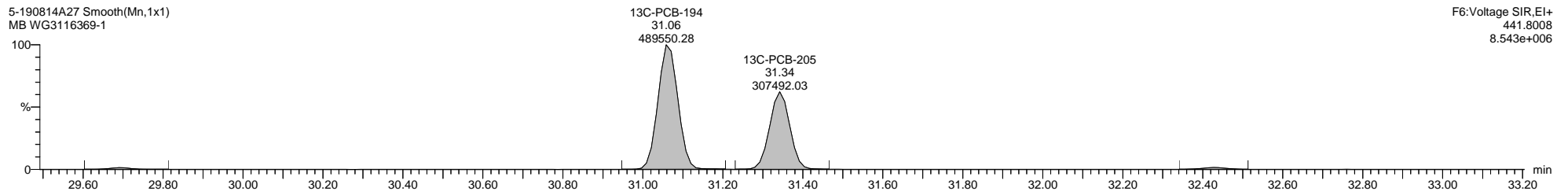
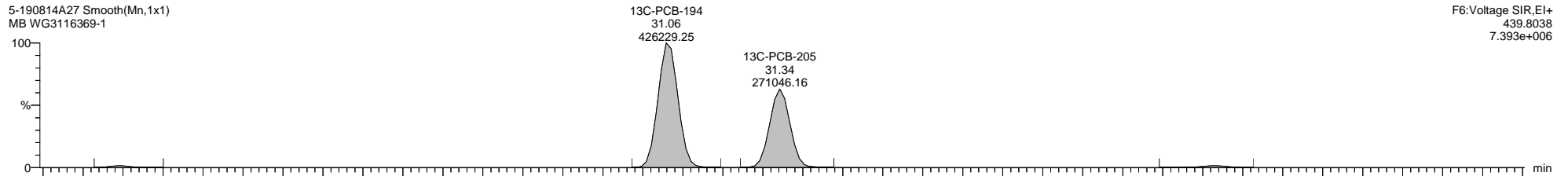
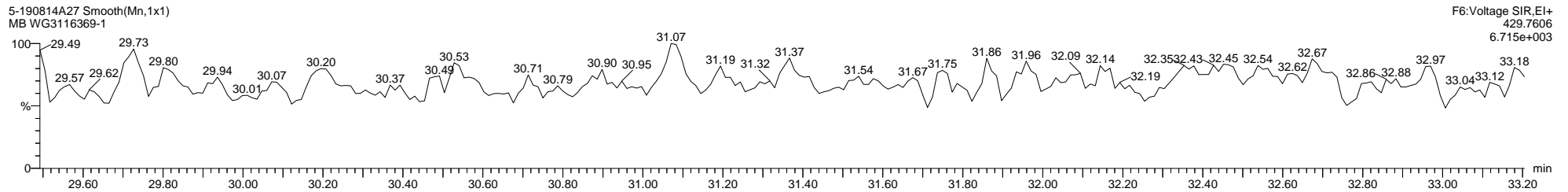
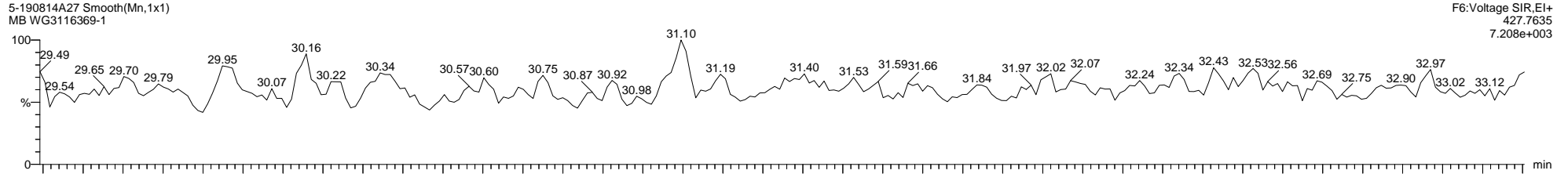
MassLynx MassLynx V4.1 SCN 901

Dataset: \\NABREWS002\Instdata\Organics Instrument\HIGHRES GCMS Completed Results Files\HR-5\1908\5-190814A3-mod-0815ES.qld

Last Altered: Thursday, August 15, 2019 17:50:29 Eastern Daylight Time

Printed: Friday, August 30, 2019 16:30:48 Eastern Daylight Time

Name: 5-190814A27, Date: 15-Aug-2019, Time: 06:23:17, ID: WG3116369-1, Description: MB, Vial: Tray1:19



Quantify Sample Template Report

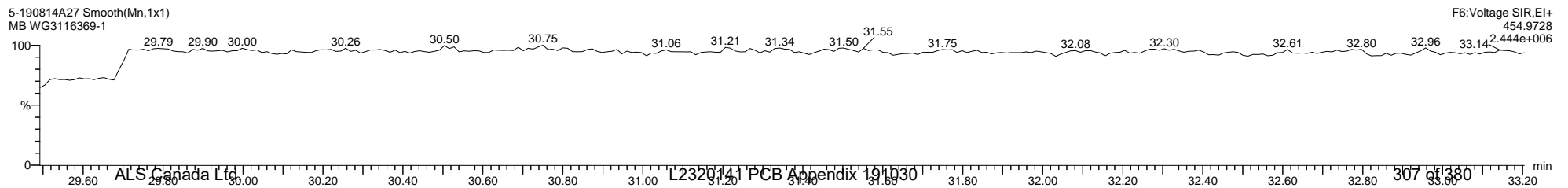
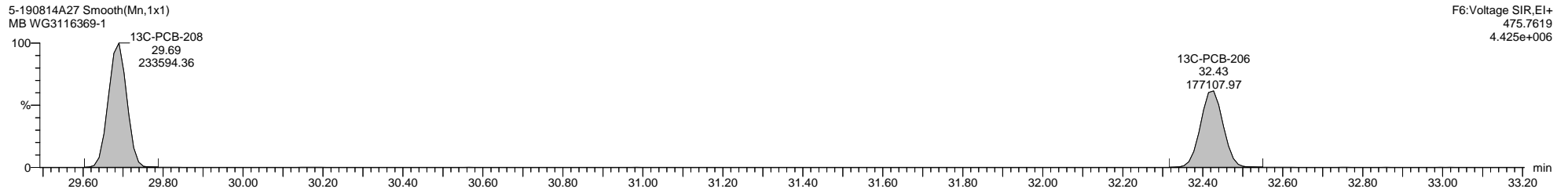

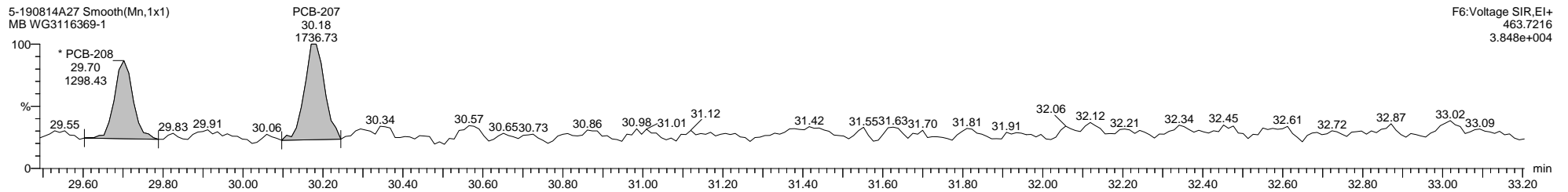
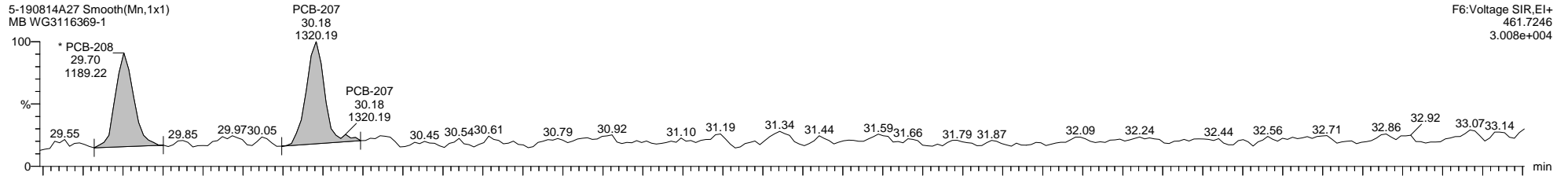
MassLynx MassLynx V4.1 SCN 901

Dataset: \\NABREWS002\Instdata\Organics Instrument\HIGHRES GCMS Completed Results Files\HR-5\1908\5-190814A3-mod-0815ES.qld

Last Altered: Thursday, August 15, 2019 17:50:29 Eastern Daylight Time

Printed: Friday, August 30, 2019 16:30:48 Eastern Daylight Time

Name: 5-190814A27, Date: 15-Aug-2019, Time: 06:23:17, ID: WG3116369-1, Description: MB, Vial: Tray1:19

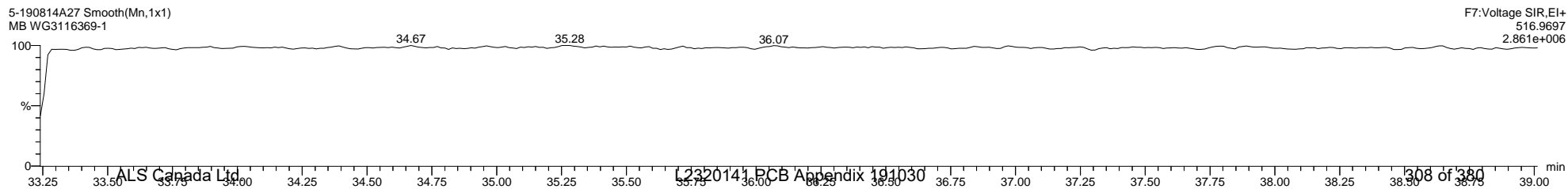

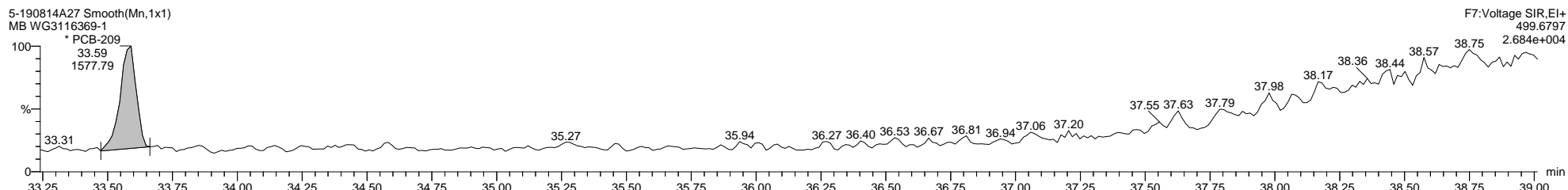
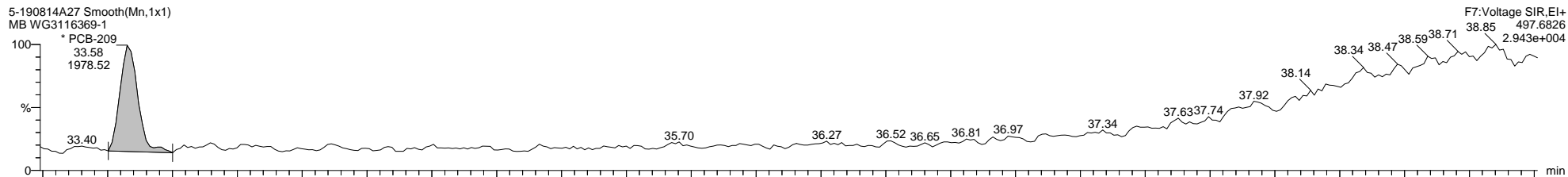


Dataset: \\NABREWS002\Instdata\Organics Instrument\HIGHRES GCMS Completed Results Files\HR-5\1908\5-190814A3-mod-0815ES.qld

Last Altered: Thursday, August 15, 2019 17:50:29 Eastern Daylight Time

Printed: Friday, August 30, 2019 16:30:48 Eastern Daylight Time

Name: 5-190814A27, Date: 15-Aug-2019, Time: 06:23:17, ID: WG3116369-1, Description: MB, Vial: Tray1:19



Quantify Sample Template Report MassLynx MassLynx V4.1 SCN 901

Dataset: \\NABREWS002\Instdata\Organics Instrument\HIGHRES GCMS Completed Results Files\HR-5\1908\5-190814A3-mod-0815ES.qld

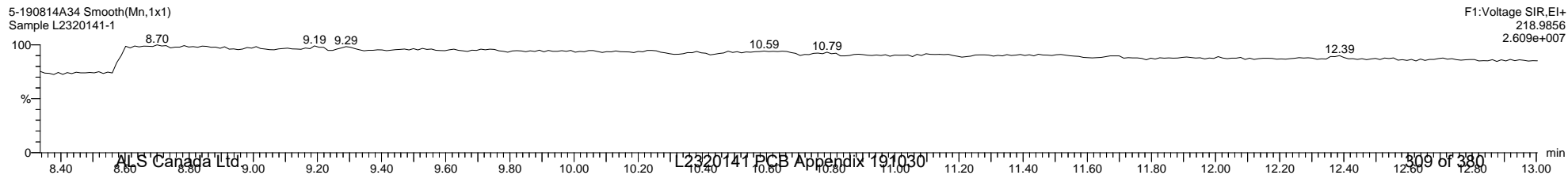
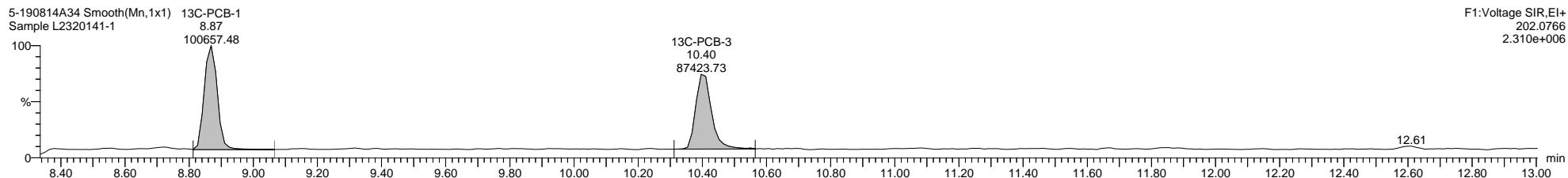
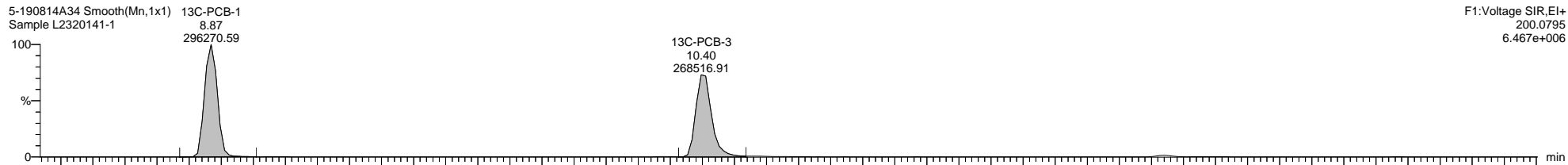
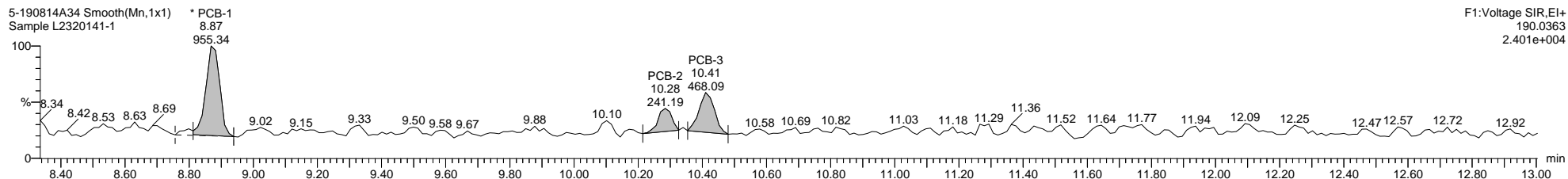
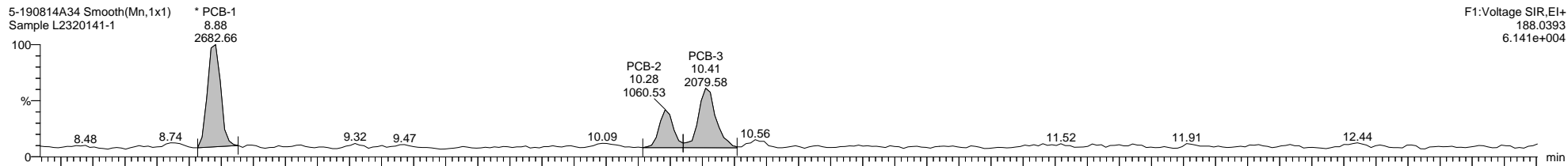
Last Altered: Thursday, August 15, 2019 17:50:29 Eastern Daylight Time

Printed: Friday, August 30, 2019 16:30:48 Eastern Daylight Time

Method: C:\MassLynx\PCB.PRO\MethDB\1668-OCTYL-1-209-190812.mdb 12 Aug 2019 13:16:16

Calibration: 15 Aug 2019 17:32:59

Name: 5-190814A34, Date: 15-Aug-2019, Time: 11:18:35, ID: L2320141-1, Description: Sample, Vial: Tray1:26



Quantify Sample Template Report

MassLynx MassLynx V4.1 SCN 901

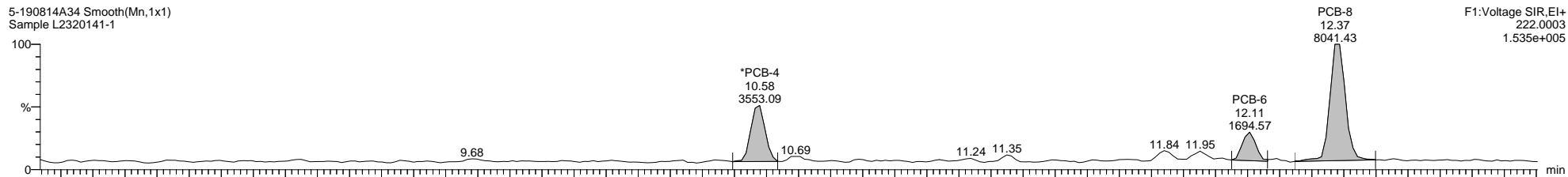
Dataset: \\NABREWS002\Instdata\Organics Instrument\HIGHRES GCMS Completed Results Files\HR-5\1908\5-190814A3-mod-0815ES.qld

Last Altered: Thursday, August 15, 2019 17:50:29 Eastern Daylight Time

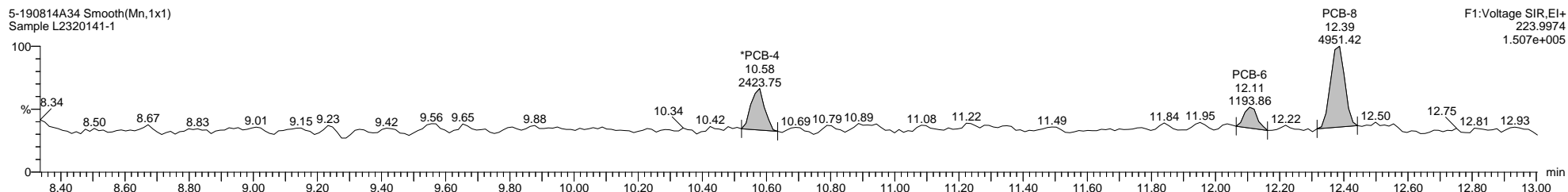
Printed: Friday, August 30, 2019 16:30:48 Eastern Daylight Time

Name: 5-190814A34, Date: 15-Aug-2019, Time: 11:18:35, ID: L2320141-1, Description: Sample, Vial: Tray1:26

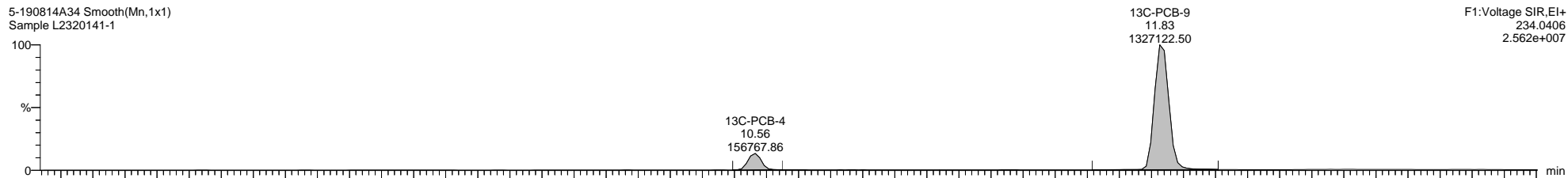
5-190814A34 Smooth(Mn,1x1)
Sample L2320141-1



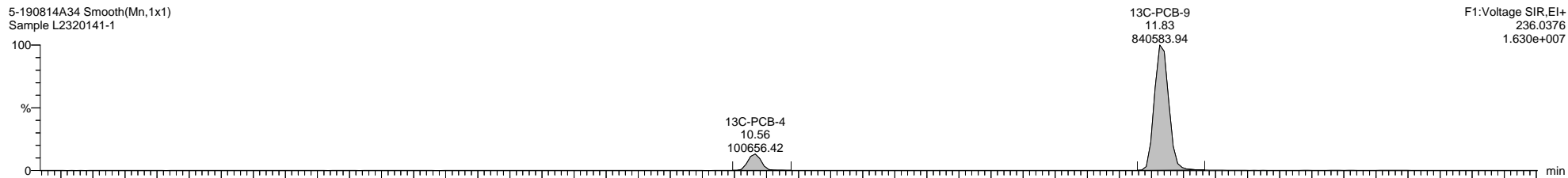
5-190814A34 Smooth(Mn,1x1)
Sample L2320141-1



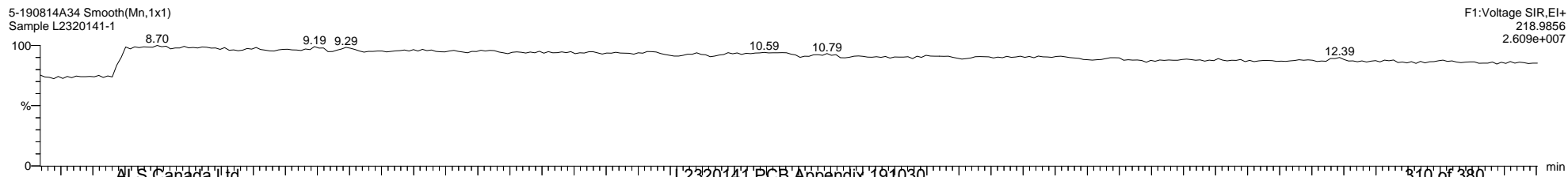
5-190814A34 Smooth(Mn,1x1)
Sample L2320141-1



5-190814A34 Smooth(Mn,1x1)
Sample L2320141-1



5-190814A34 Smooth(Mn,1x1)
Sample L2320141-1

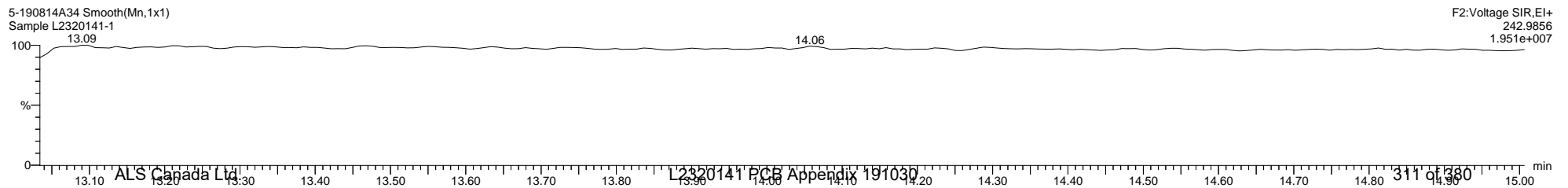
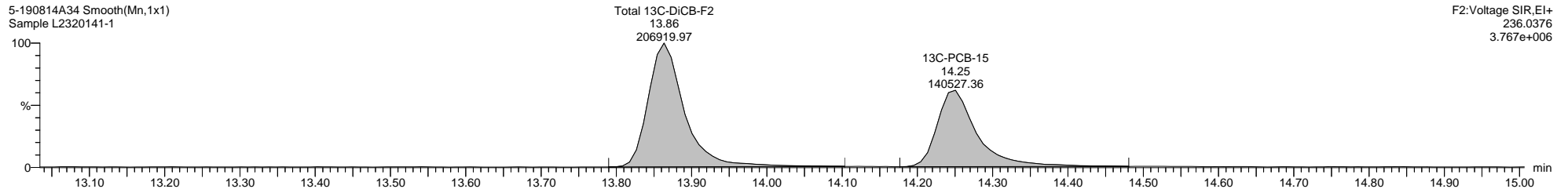
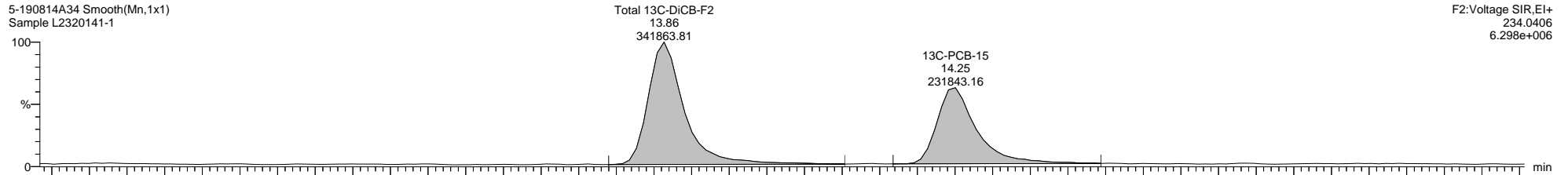
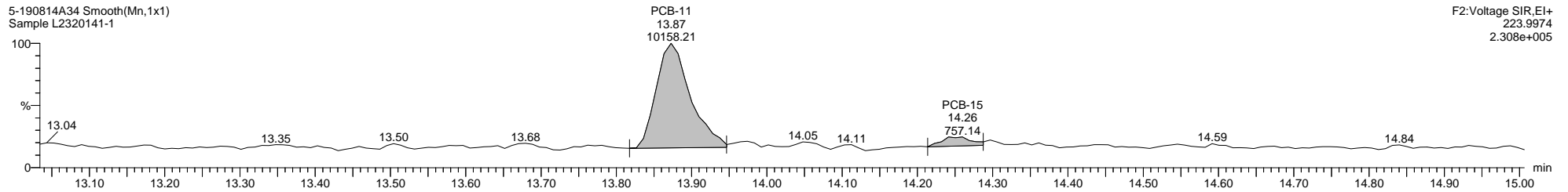
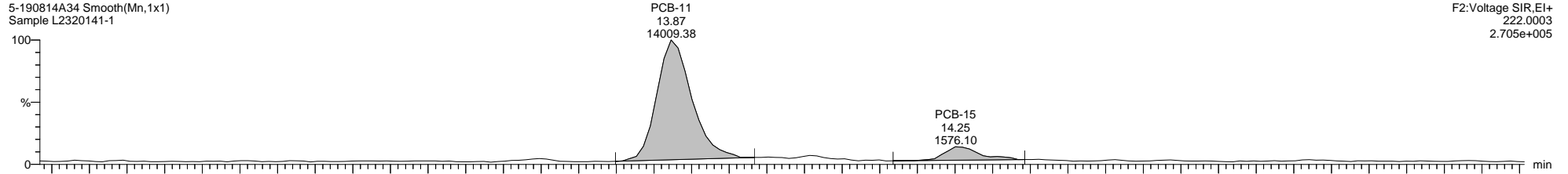


Dataset: \\NABREWS002\Instdata\Organics Instrument\HIGHRES GCMS Completed Results Files\HR-5\1908\5-190814A3-mod-0815ES.qld

Last Altered: Thursday, August 15, 2019 17:50:29 Eastern Daylight Time

Printed: Friday, August 30, 2019 16:30:48 Eastern Daylight Time

Name: 5-190814A34, Date: 15-Aug-2019, Time: 11:18:35, ID: L2320141-1, Description: Sample, Vial: Tray1:26



Quantify Sample Template Report

MassLynx MassLynx V4.1 SCN 901

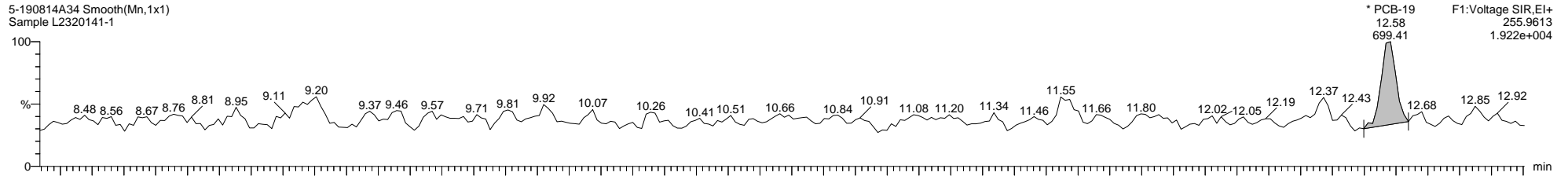
Dataset: \\NABREWS002\Instdata\Organics Instrument\HIGHRES GCMS Completed Results Files\HR-5\1908\5-190814A3-mod-0815ES.qld

Last Altered: Thursday, August 15, 2019 17:50:29 Eastern Daylight Time

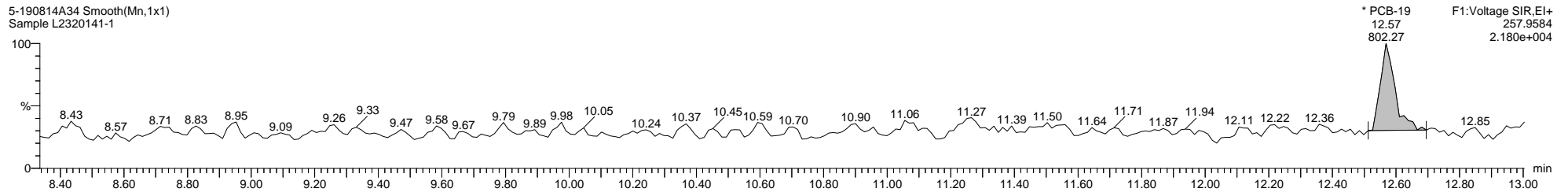
Printed: Friday, August 30, 2019 16:30:48 Eastern Daylight Time

Name: 5-190814A34, Date: 15-Aug-2019, Time: 11:18:35, ID: L2320141-1, Description: Sample, Vial: Tray1:26

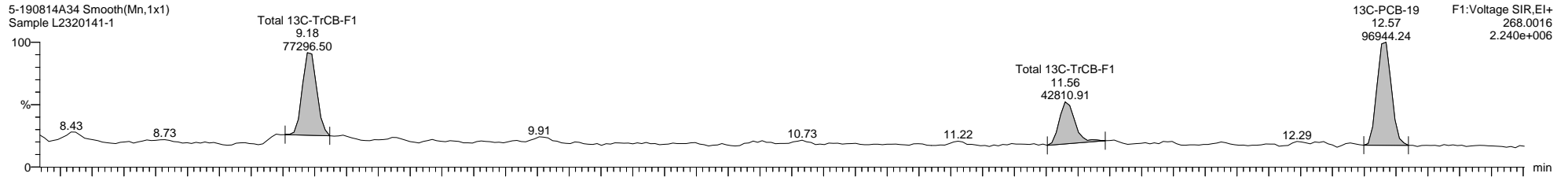
5-190814A34 Smooth(Mn,1x1)
Sample L2320141-1



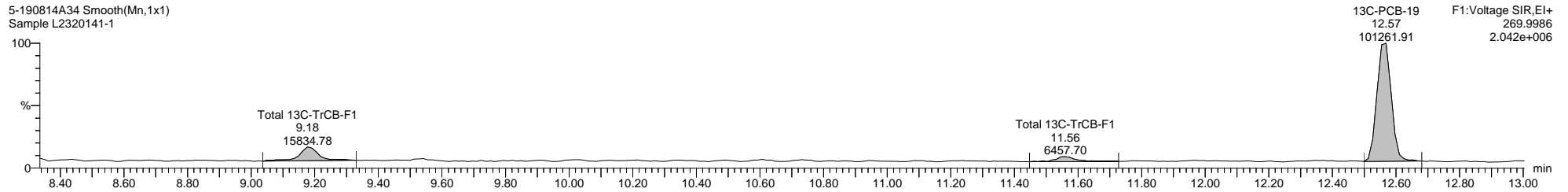
5-190814A34 Smooth(Mn,1x1)
Sample L2320141-1



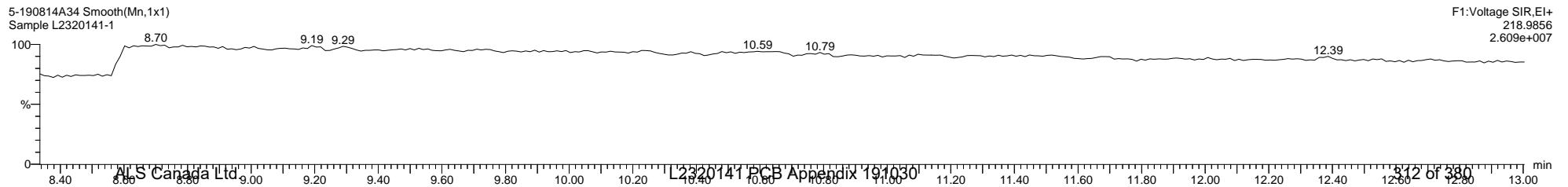
5-190814A34 Smooth(Mn,1x1)
Sample L2320141-1



5-190814A34 Smooth(Mn,1x1)
Sample L2320141-1



5-190814A34 Smooth(Mn,1x1)
Sample L2320141-1



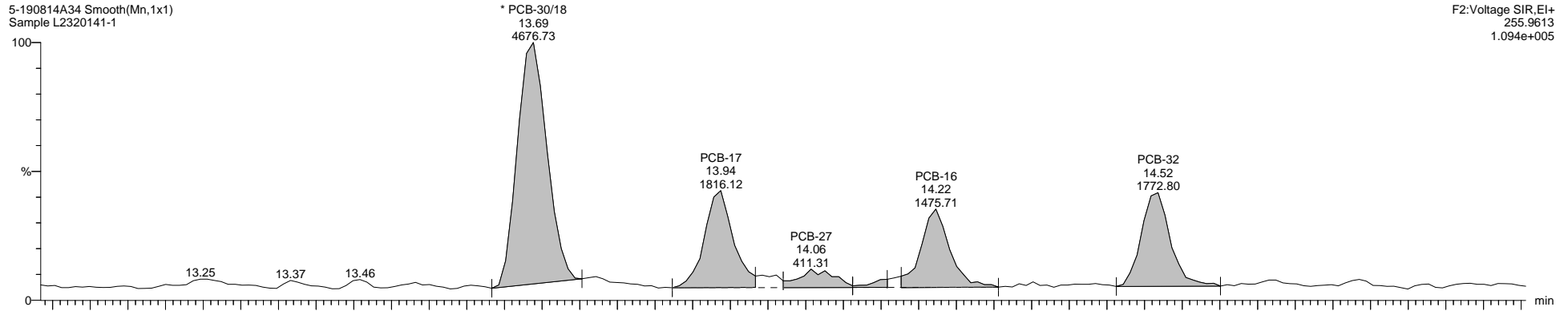
Dataset: \\NABREWS002\Instdata\Organics Instrument\HIGHRES GCMS Completed Results Files\HR-5\1908\5-190814A3-mod-0815ES.qld

Last Altered: Thursday, August 15, 2019 17:50:29 Eastern Daylight Time

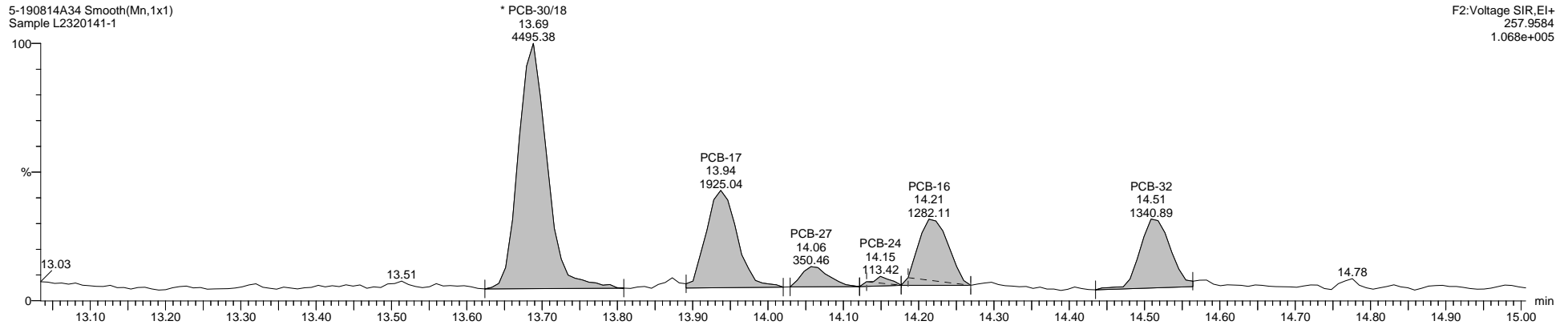
Printed: Friday, August 30, 2019 16:30:48 Eastern Daylight Time

Name: 5-190814A34, Date: 15-Aug-2019, Time: 11:18:35, ID: L2320141-1, Description: Sample, Vial: Tray1:26

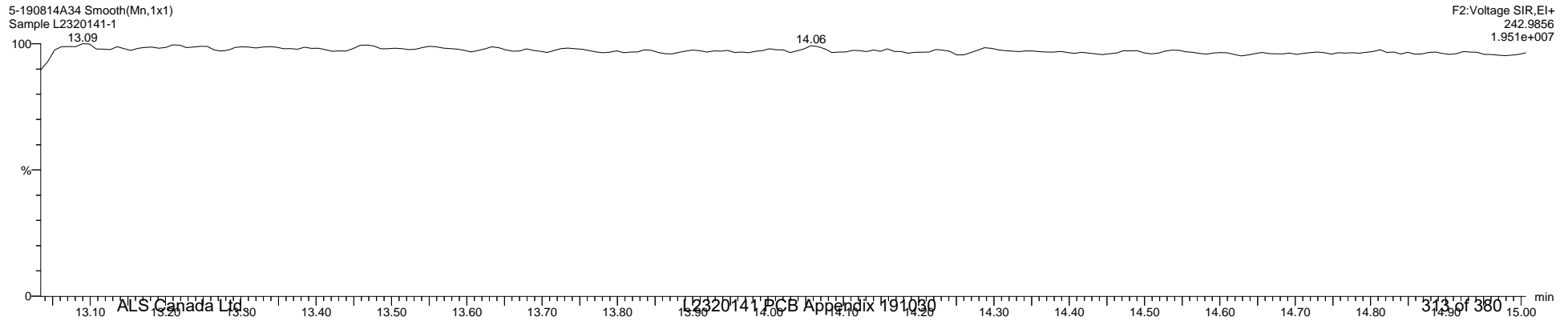
5-190814A34 Smooth(Mn,1x1)
Sample L2320141-1



5-190814A34 Smooth(Mn,1x1)
Sample L2320141-1



5-190814A34 Smooth(Mn,1x1)
Sample L2320141-1



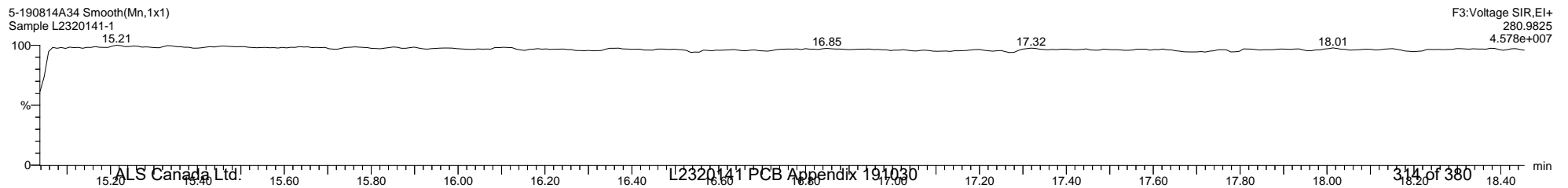
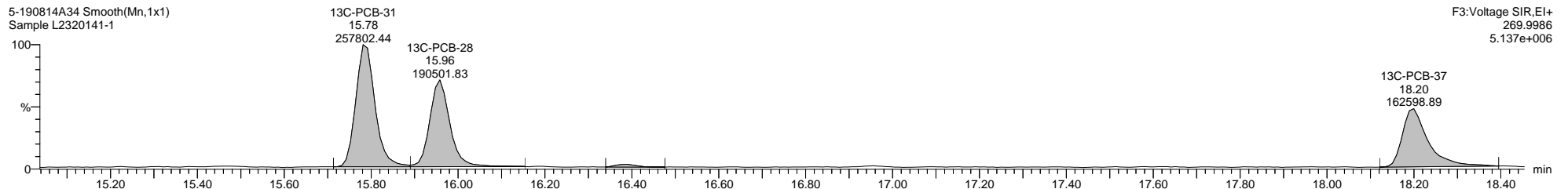
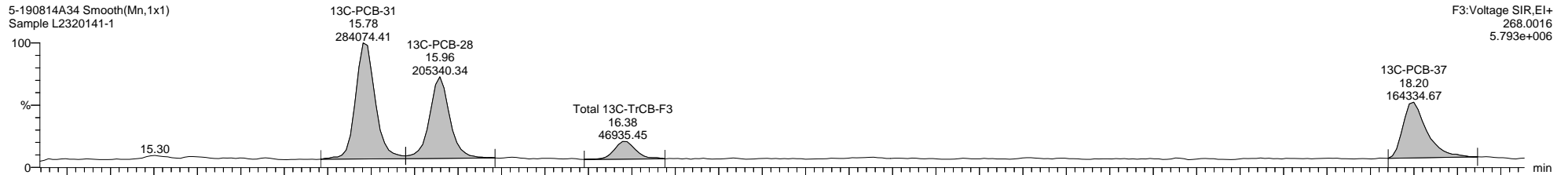
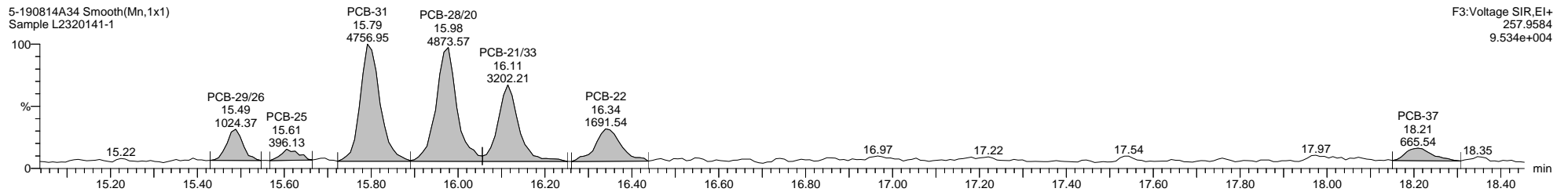
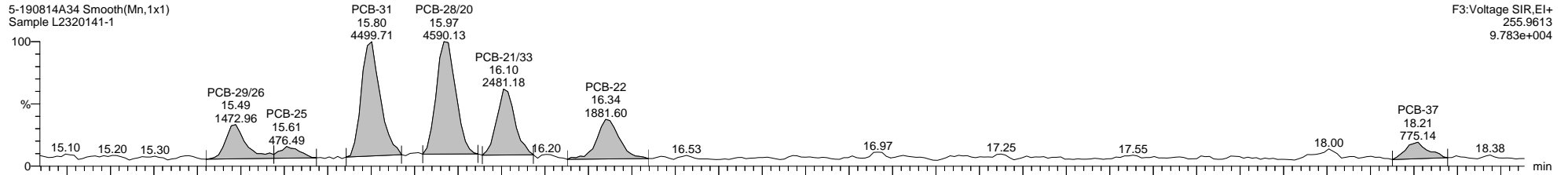
Quantify Sample Template Report **MassLynx MassLynx V4.1 SCN 901**

Dataset: \\NABREWS002\Instdata\Organics Instrument\HIGHRES GCMS Completed Results Files\HR-5\1908\5-190814A3-mod-0815ES.qld

Last Altered: Thursday, August 15, 2019 17:50:29 Eastern Daylight Time

Printed: Friday, August 30, 2019 16:30:48 Eastern Daylight Time

Name: 5-190814A34, Date: 15-Aug-2019, Time: 11:18:35, ID: L2320141-1, Description: Sample, Vial: Tray1:26



Quantify Sample Template Report

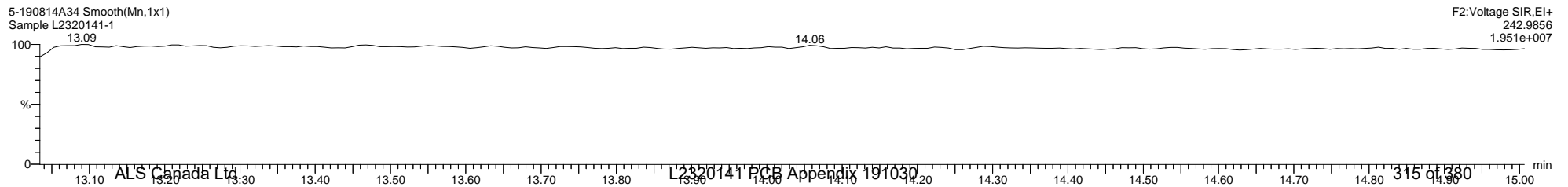
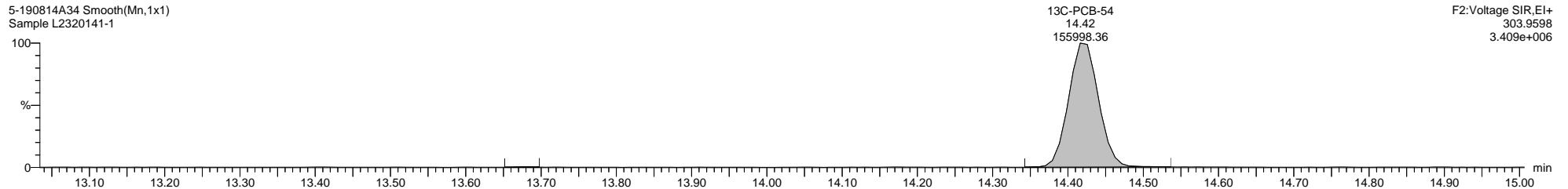

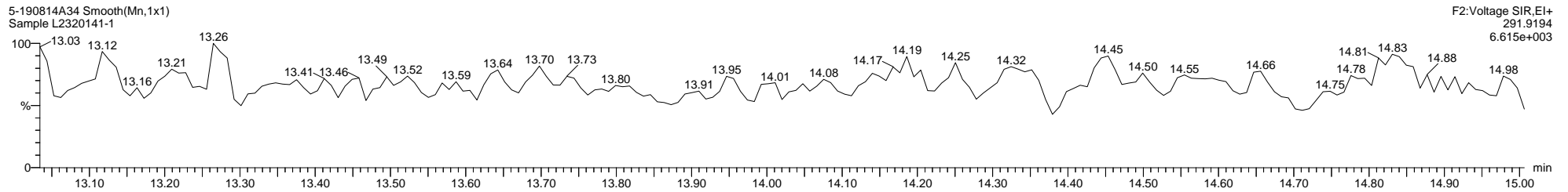
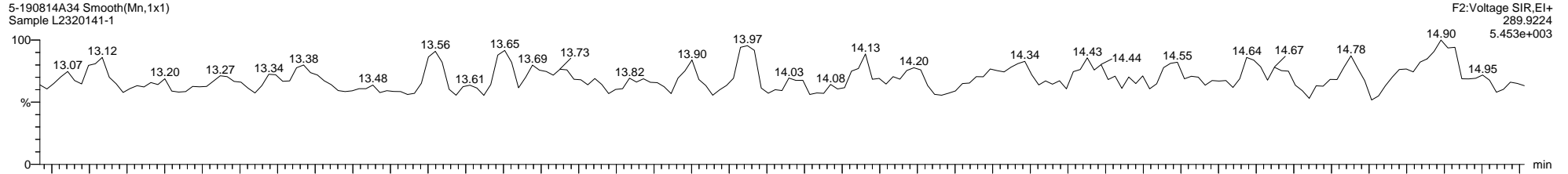
MassLynx MassLynx V4.1 SCN 901

Dataset: \\NABREWS002\Instdata\Organics Instrument\HIGHRES GCMS Completed Results Files\HR-5\1908\5-190814A3-mod-0815ES.qld

Last Altered: Thursday, August 15, 2019 17:50:29 Eastern Daylight Time

Printed: Friday, August 30, 2019 16:30:48 Eastern Daylight Time

Name: 5-190814A34, Date: 15-Aug-2019, Time: 11:18:35, ID: L2320141-1, Description: Sample, Vial: Tray1:26



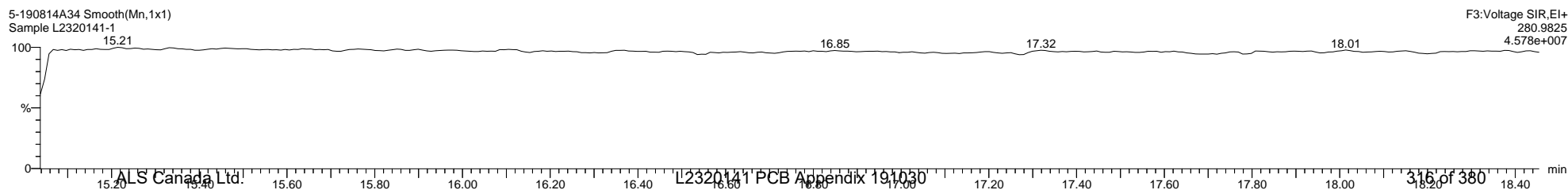
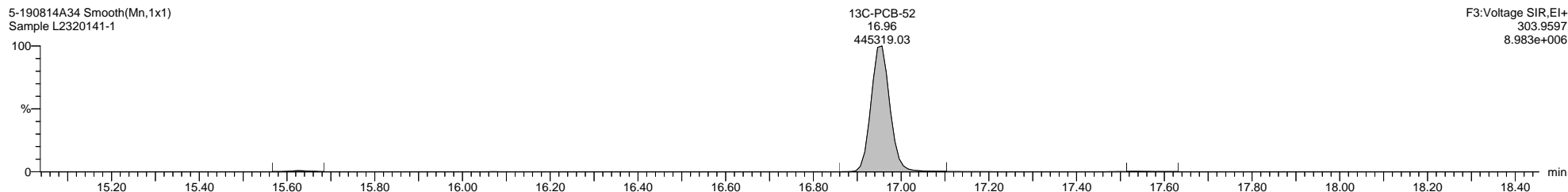
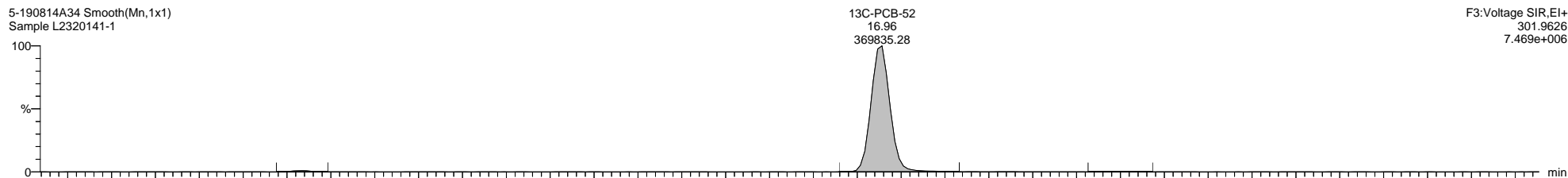
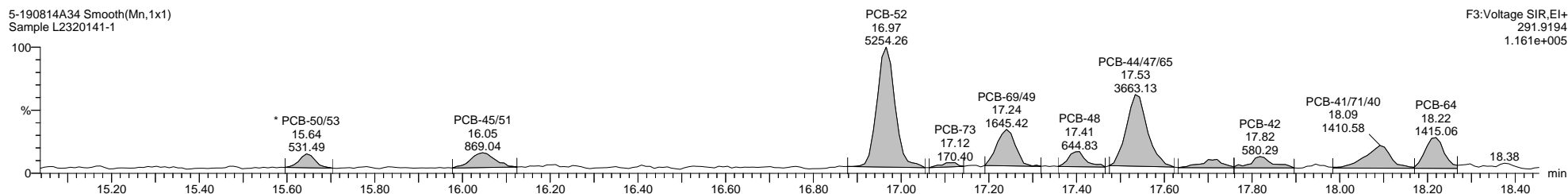
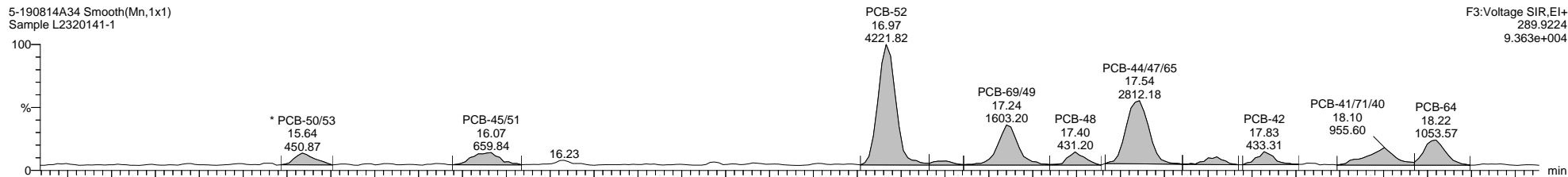
Quantify Sample Template Report **MassLynx MassLynx V4.1 SCN 901**

Dataset: \\NABREWS002\Instdata\Organics Instrument\HIGHRES GCMS Completed Results Files\HR-5\1908\5-190814A3-mod-0815ES.qld

Last Altered: Thursday, August 15, 2019 17:50:29 Eastern Daylight Time

Printed: Friday, August 30, 2019 16:30:48 Eastern Daylight Time

Name: 5-190814A34, Date: 15-Aug-2019, Time: 11:18:35, ID: L2320141-1, Description: Sample, Vial: Tray1:26



Quantify Sample Template Report


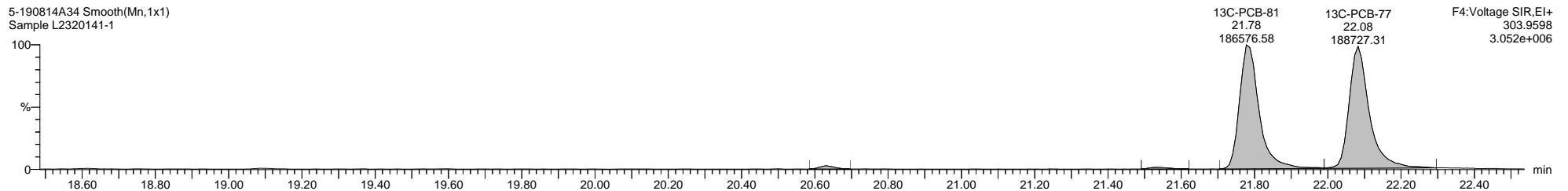
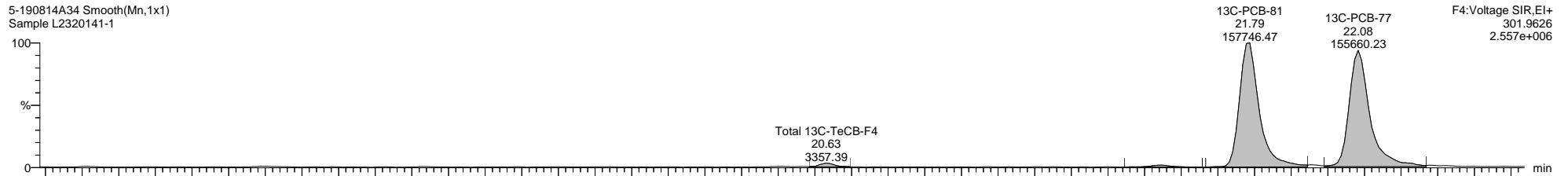
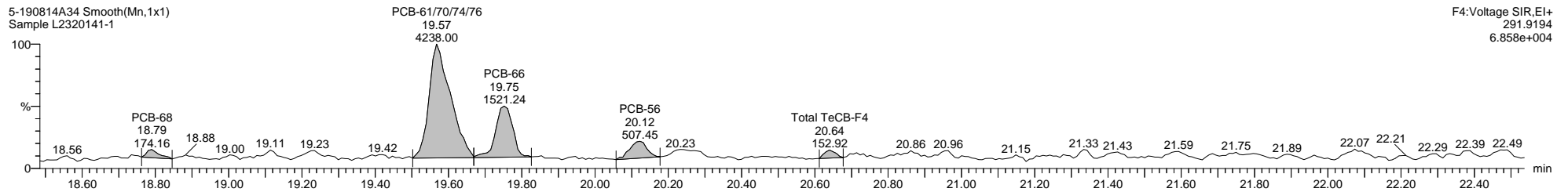
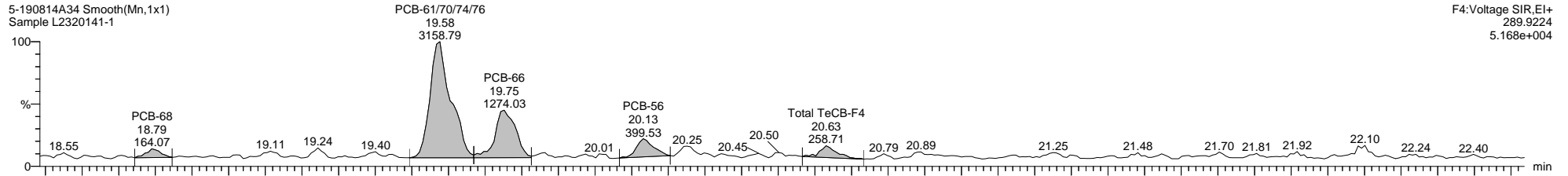
MassLynx MassLynx V4.1 SCN 901

Dataset: \\NABREWS002\Instdata\Organics Instrument\HIGHRES GCMS Completed Results Files\HR-5\1908\5-190814A3-mod-0815ES.qld

Last Altered: Thursday, August 15, 2019 17:50:29 Eastern Daylight Time

Printed: Friday, August 30, 2019 16:30:48 Eastern Daylight Time

Name: 5-190814A34, Date: 15-Aug-2019, Time: 11:18:35, ID: L2320141-1, Description: Sample, Vial: Tray1:26



Quantify Sample Template Report

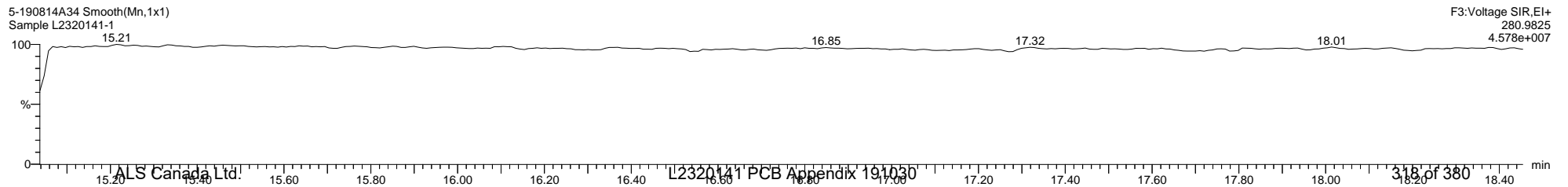
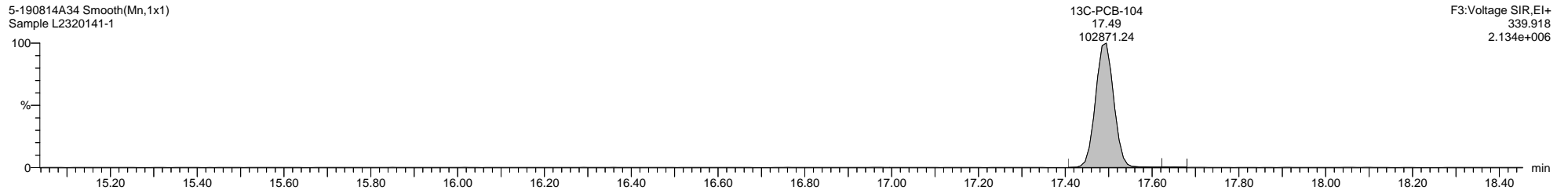

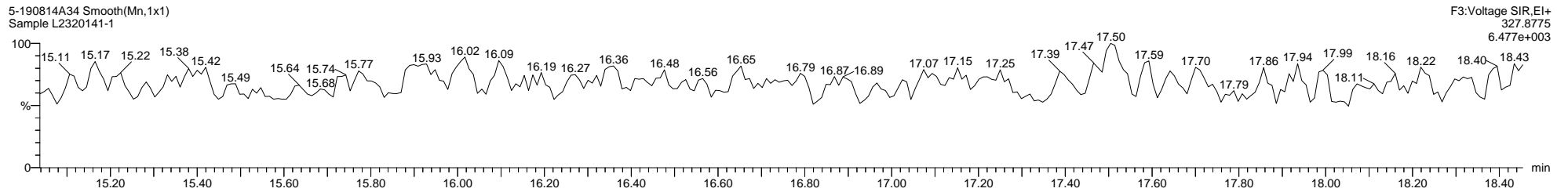
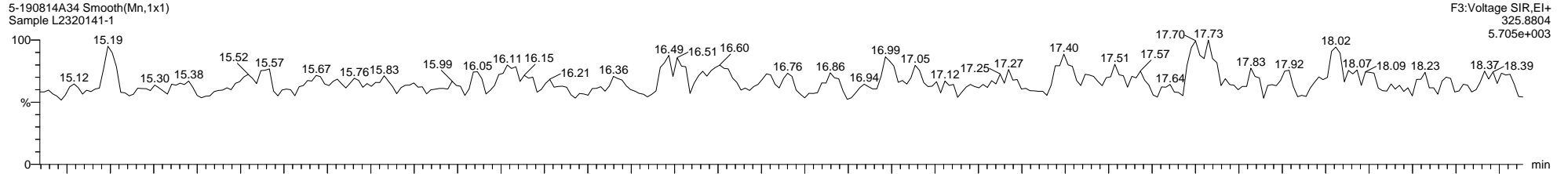
MassLynx MassLynx V4.1 SCN 901

Dataset: \\NABREWS002\Instdata\Organics Instrument\HIGHRES GCMS Completed Results Files\HR-5\1908\5-190814A3-mod-0815ES.qld

Last Altered: Thursday, August 15, 2019 17:50:29 Eastern Daylight Time

Printed: Friday, August 30, 2019 16:30:48 Eastern Daylight Time

Name: 5-190814A34, Date: 15-Aug-2019, Time: 11:18:35, ID: L2320141-1, Description: Sample, Vial: Tray1:26



Quantify Sample Template Report


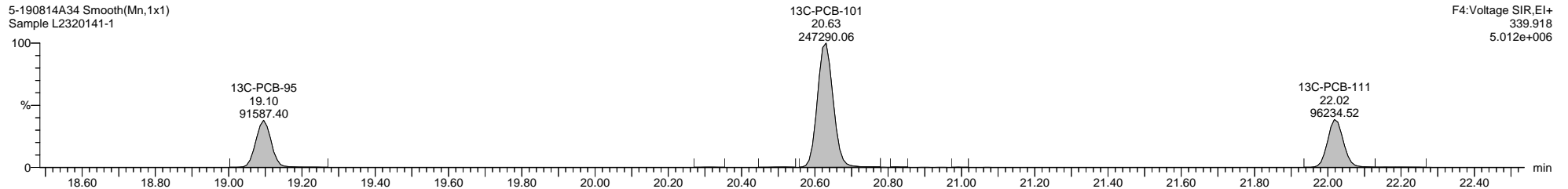
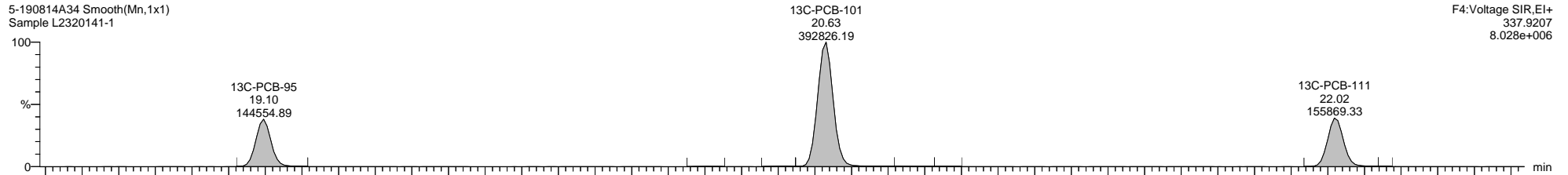
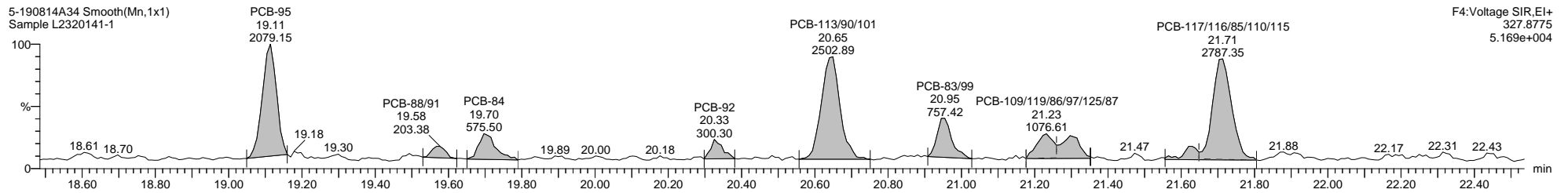
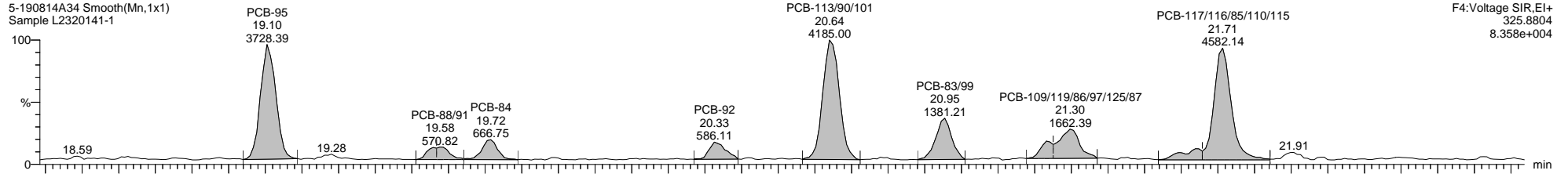
MassLynx MassLynx V4.1 SCN 901

Dataset: \\NABREWS002\Instdata\Organics Instrument\HIGHRES GCMS Completed Results Files\HR-5\1908\5-190814A3-mod-0815ES.qld

Last Altered: Thursday, August 15, 2019 17:50:29 Eastern Daylight Time

Printed: Friday, August 30, 2019 16:30:48 Eastern Daylight Time

Name: 5-190814A34, Date: 15-Aug-2019, Time: 11:18:35, ID: L2320141-1, Description: Sample, Vial: Tray1:26



Quantify Sample Template Report

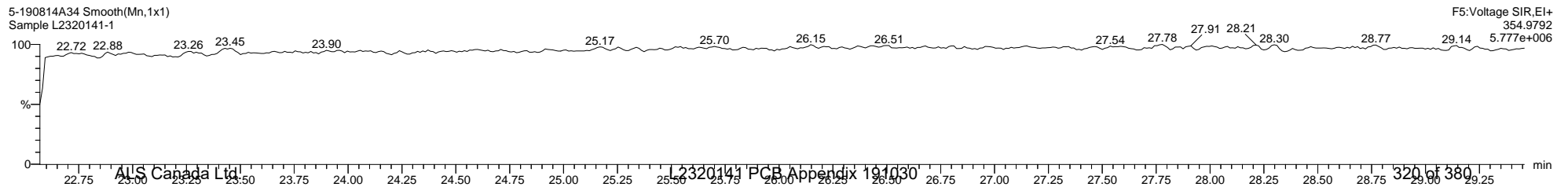
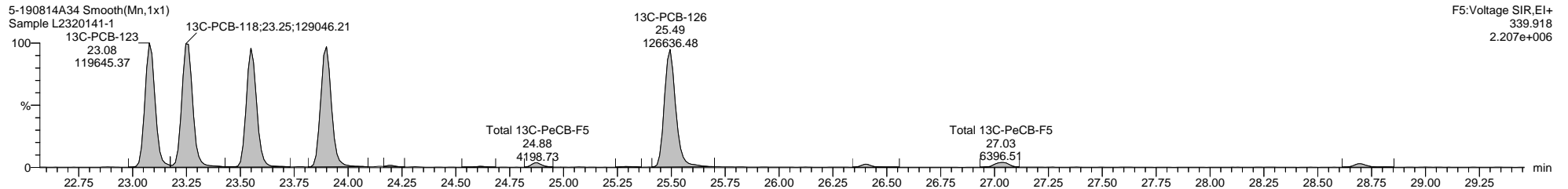
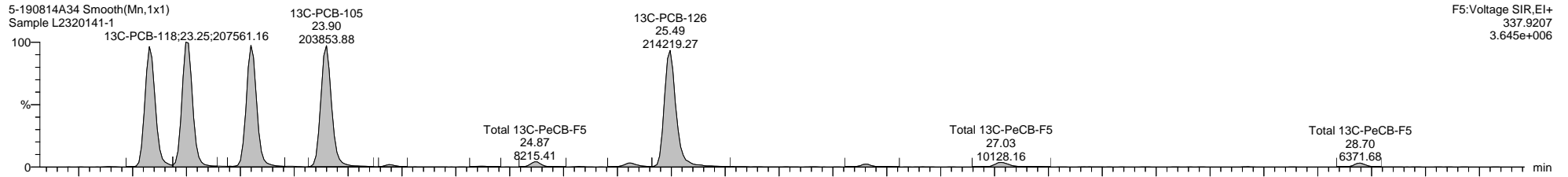
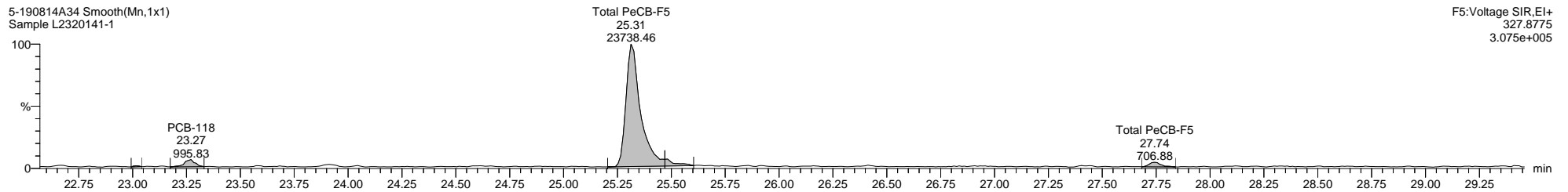
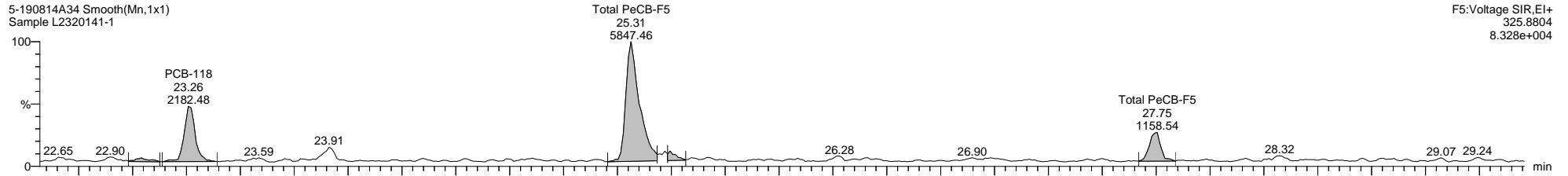
MassLynx MassLynx V4.1 SCN 901

Dataset: \\NABREWS002\Instdata\Organics Instrument\HIGHRES GCMS Completed Results Files\HR-5\1908\5-190814A3-mod-0815ES.qld

Last Altered: Thursday, August 15, 2019 17:50:29 Eastern Daylight Time

Printed: Friday, August 30, 2019 16:30:48 Eastern Daylight Time

Name: 5-190814A34, Date: 15-Aug-2019, Time: 11:18:35, ID: L2320141-1, Description: Sample, Vial: Tray1:26



Quantify Sample Template Report

MassLynx MassLynx V4.1 SCN 901

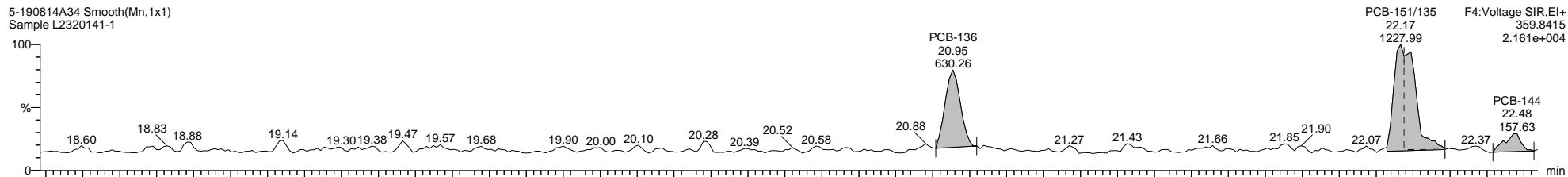
Dataset: \\NABREWS002\Instdata\Organics Instrument\HIGHRES GCMS Completed Results Files\HR-5\1908\5-190814A3-mod-0815ES.qld

Last Altered: Thursday, August 15, 2019 17:50:29 Eastern Daylight Time

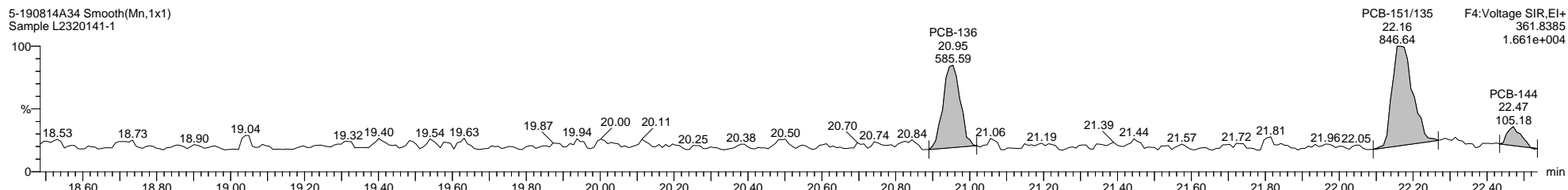
Printed: Friday, August 30, 2019 16:30:48 Eastern Daylight Time

Name: 5-190814A34, Date: 15-Aug-2019, Time: 11:18:35, ID: L2320141-1, Description: Sample, Vial: Tray1:26

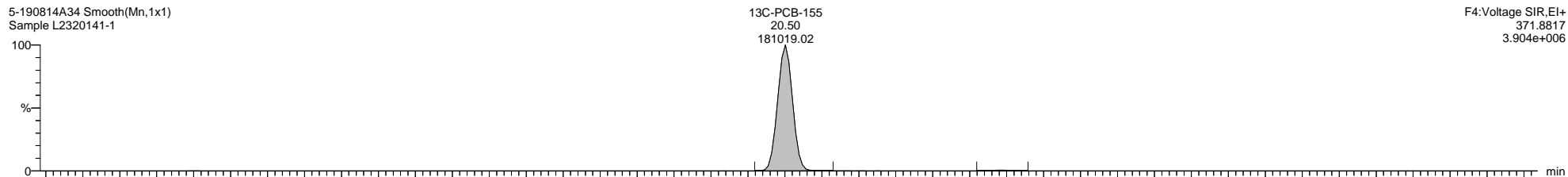
5-190814A34 Smooth(Mn,1x1)
Sample L2320141-1



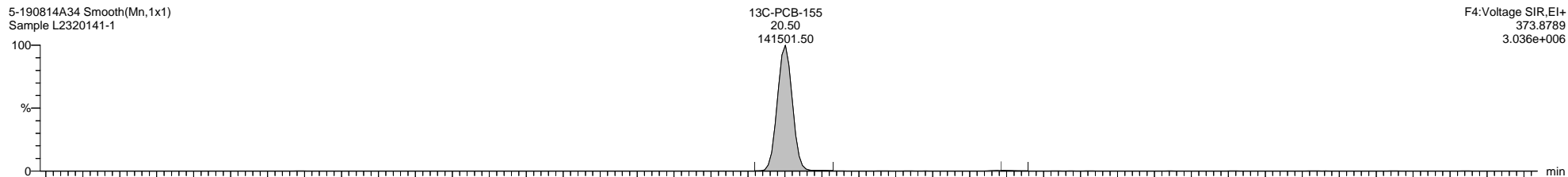
5-190814A34 Smooth(Mn,1x1)
Sample L2320141-1



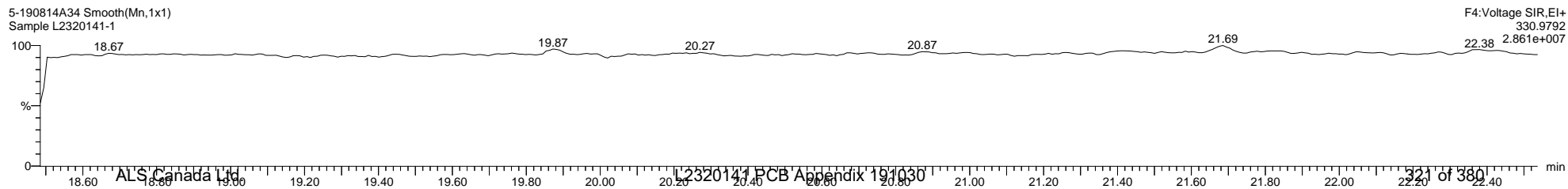
5-190814A34 Smooth(Mn,1x1)
Sample L2320141-1



5-190814A34 Smooth(Mn,1x1)
Sample L2320141-1



5-190814A34 Smooth(Mn,1x1)
Sample L2320141-1



Quantify Sample Template Report

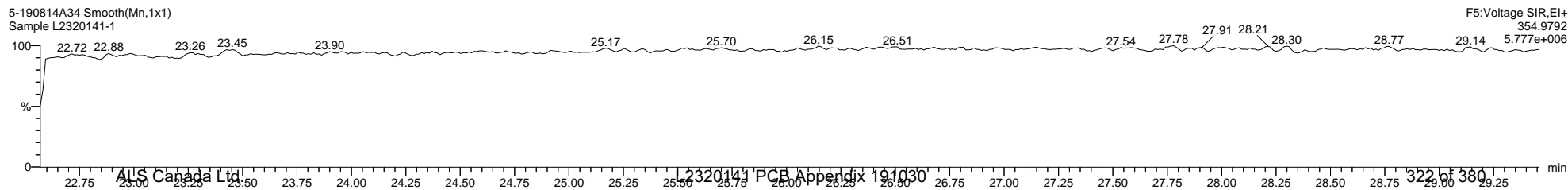
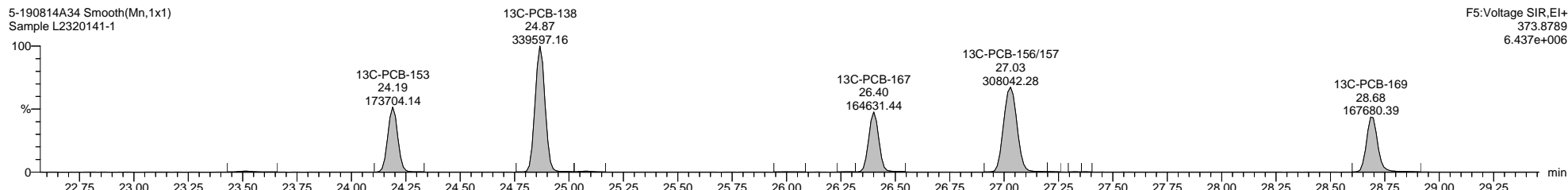
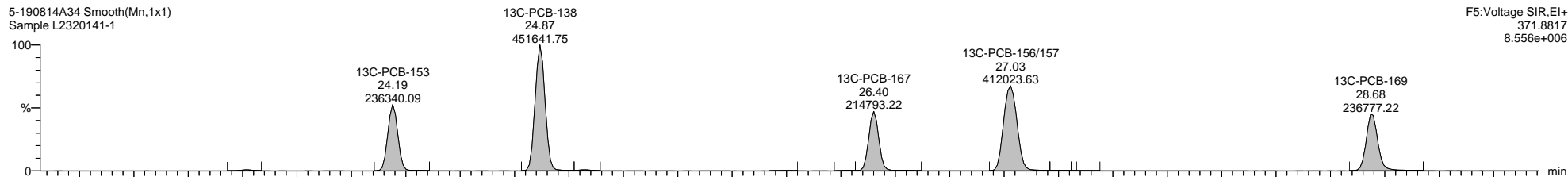
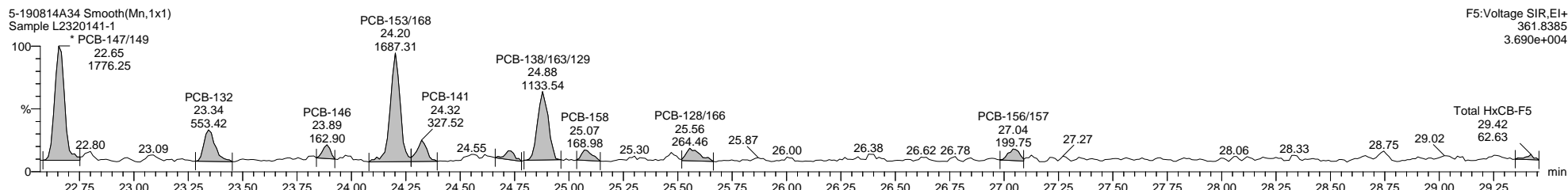
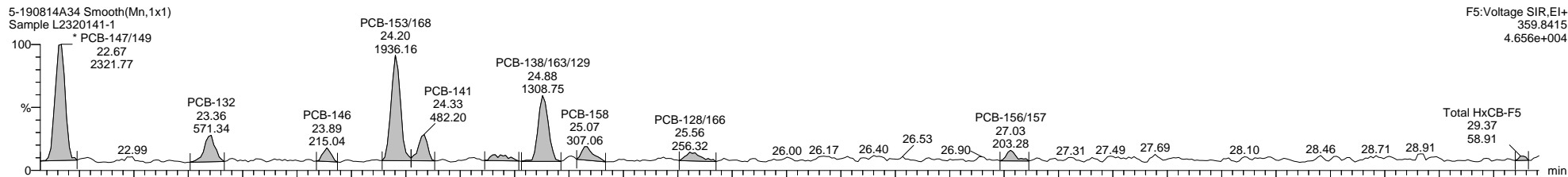
MassLynx MassLynx V4.1 SCN 901

Dataset: \\NABREWS002\Instdata\Organics Instrument\HIGHRES GCMS Completed Results Files\HR-5\1908\5-190814A3-mod-0815ES.qld

Last Altered: Thursday, August 15, 2019 17:50:29 Eastern Daylight Time

Printed: Friday, August 30, 2019 16:30:48 Eastern Daylight Time

Name: 5-190814A34, Date: 15-Aug-2019, Time: 11:18:35, ID: L2320141-1, Description: Sample, Vial: Tray1:26



Quantify Sample Template Report

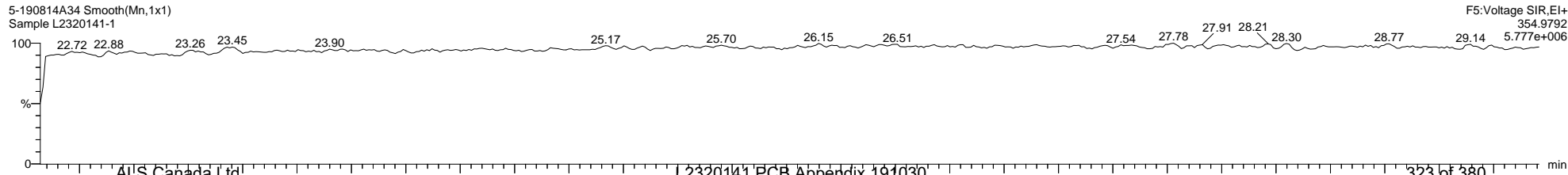
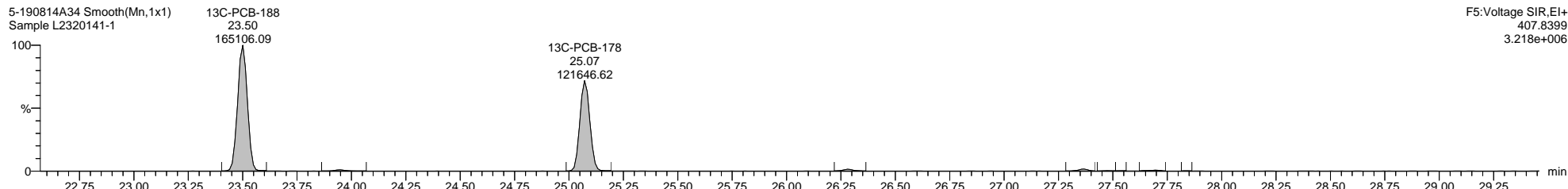
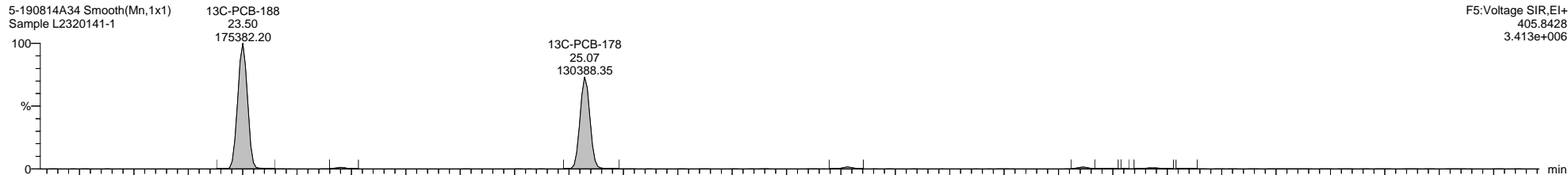
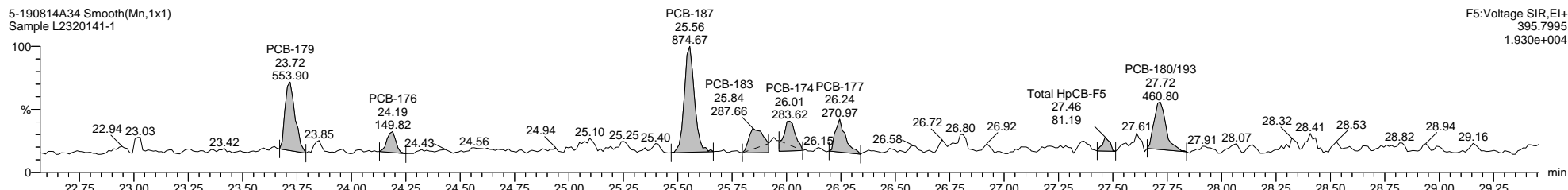
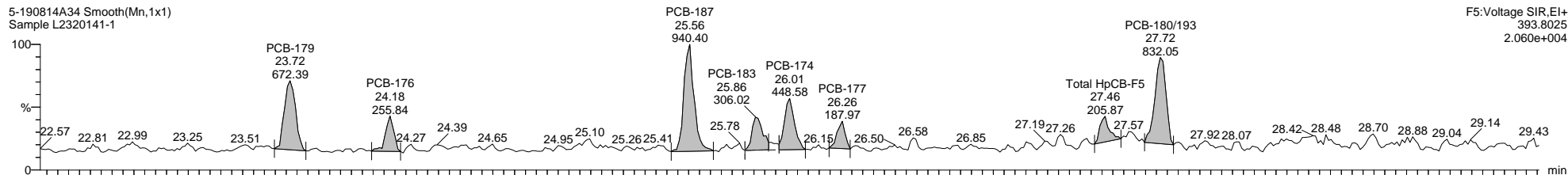
MassLynx MassLynx V4.1 SCN 901

Dataset: \\NABREWS002\Instdata\Organics Instrument\HIGHRES GCMS Completed Results Files\HR-5\1908\5-190814A3-mod-0815ES.qld

Last Altered: Thursday, August 15, 2019 17:50:29 Eastern Daylight Time

Printed: Friday, August 30, 2019 16:30:48 Eastern Daylight Time

Name: 5-190814A34, Date: 15-Aug-2019, Time: 11:18:35, ID: L2320141-1, Description: Sample, Vial: Tray1:26



Quantify Sample Template Report

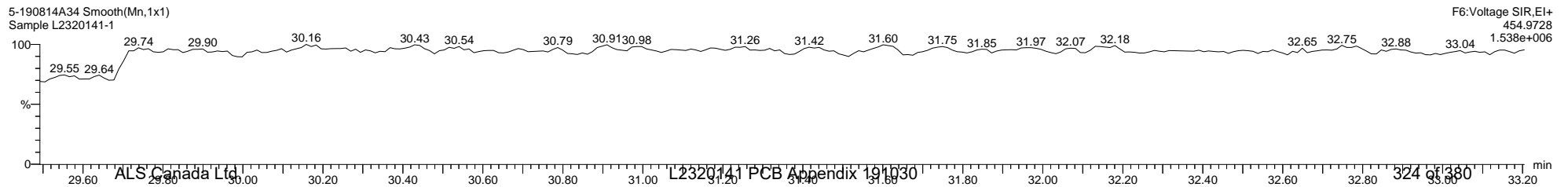
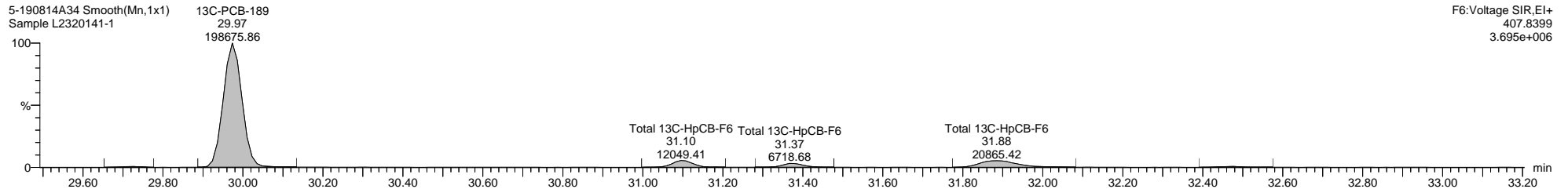
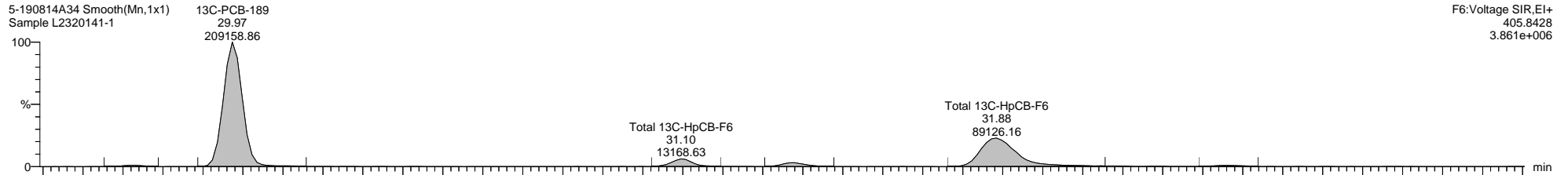
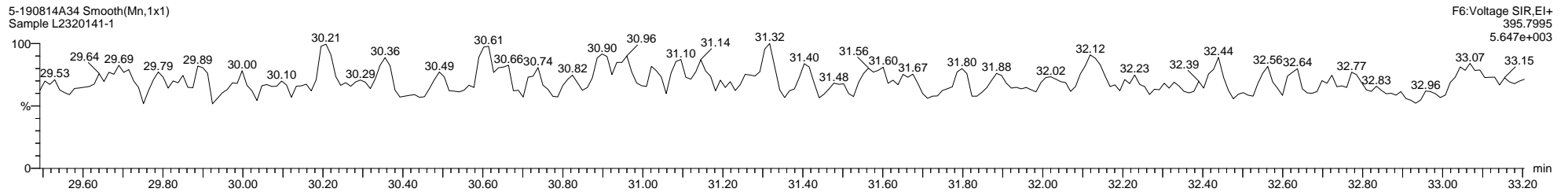
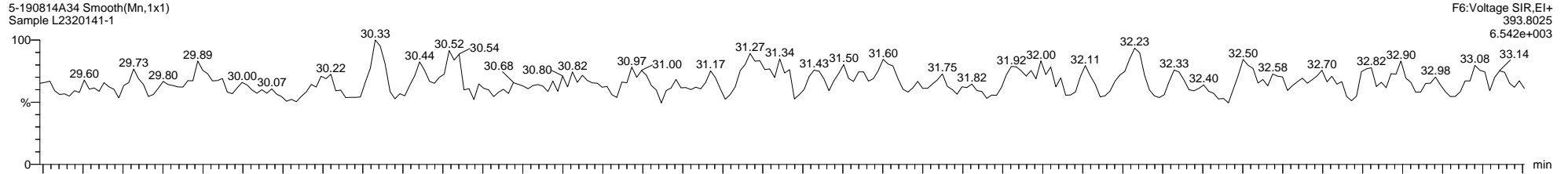
MassLynx MassLynx V4.1 SCN 901

Dataset: \\NABREWS002\Instdata\Organics Instrument\HIGHRES GCMS Completed Results Files\HR-5\1908\5-190814A3-mod-0815ES.qld

Last Altered: Thursday, August 15, 2019 17:50:29 Eastern Daylight Time

Printed: Friday, August 30, 2019 16:30:48 Eastern Daylight Time

Name: 5-190814A34, Date: 15-Aug-2019, Time: 11:18:35, ID: L2320141-1, Description: Sample, Vial: Tray1:26



Quantify Sample Template Report

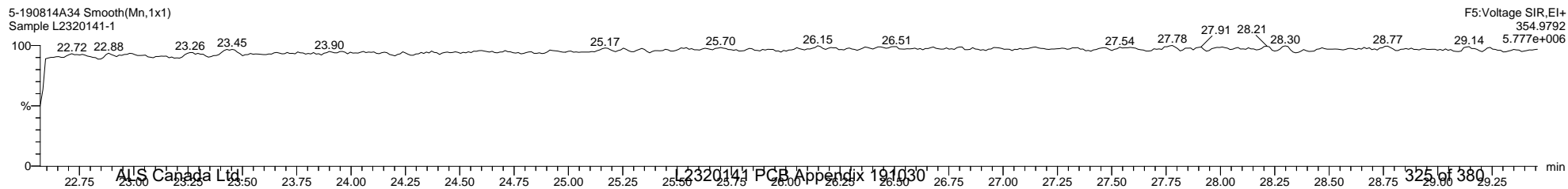
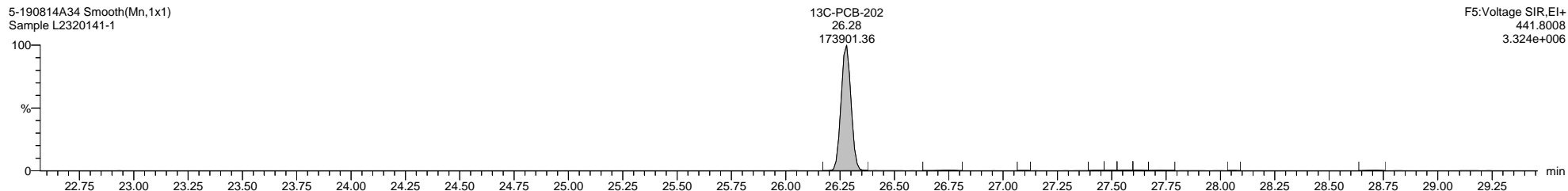
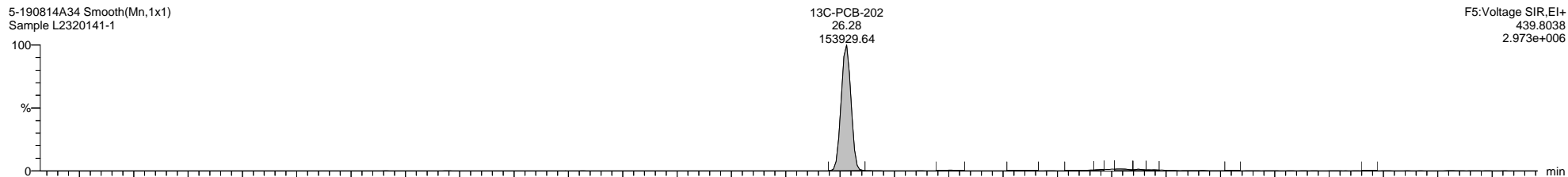
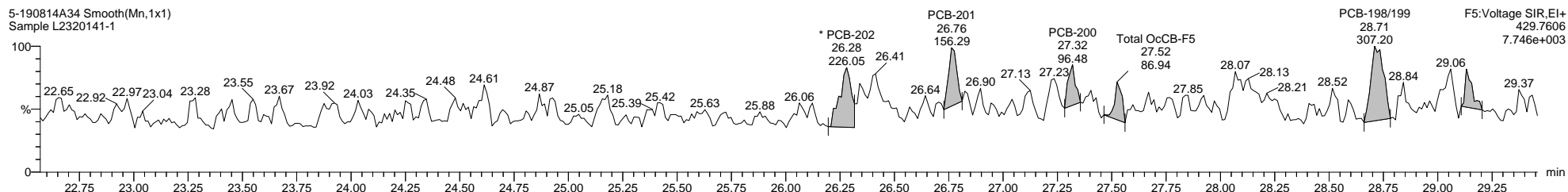
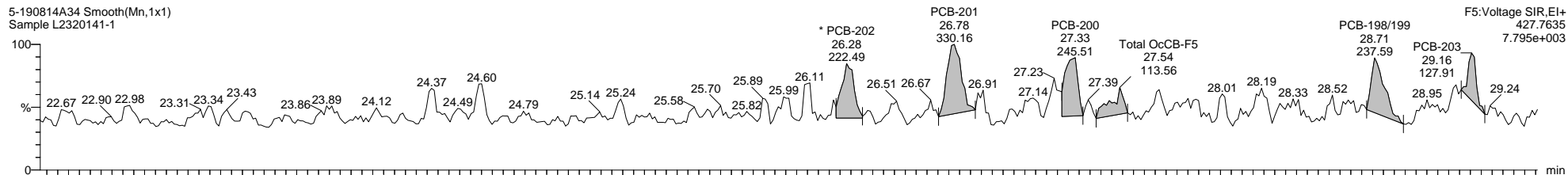
MassLynx MassLynx V4.1 SCN 901

Dataset: \\NABREWS002\Instdata\Organics Instrument\HIGHRES GCMS Completed Results Files\HR-5\1908\5-190814A3-mod-0815ES.qld

Last Altered: Thursday, August 15, 2019 17:50:29 Eastern Daylight Time

Printed: Friday, August 30, 2019 16:30:48 Eastern Daylight Time

Name: 5-190814A34, Date: 15-Aug-2019, Time: 11:18:35, ID: L2320141-1, Description: Sample, Vial: Tray1:26



Quantify Sample Template Report

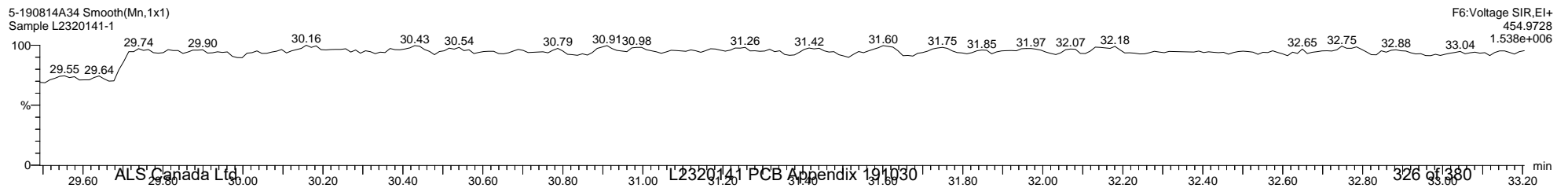
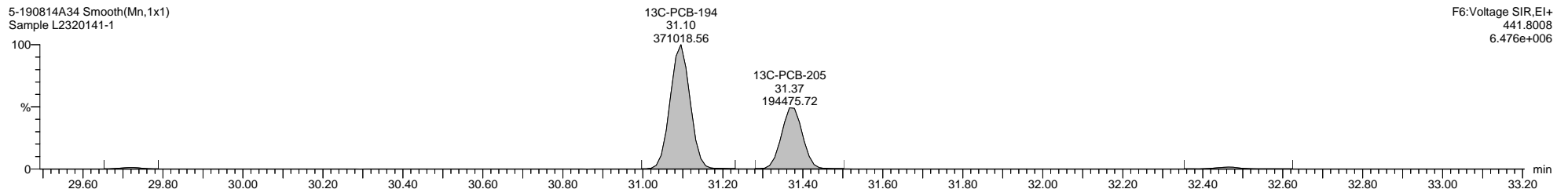
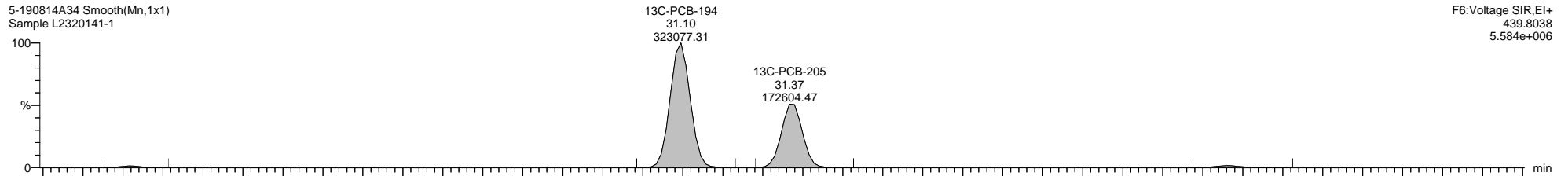
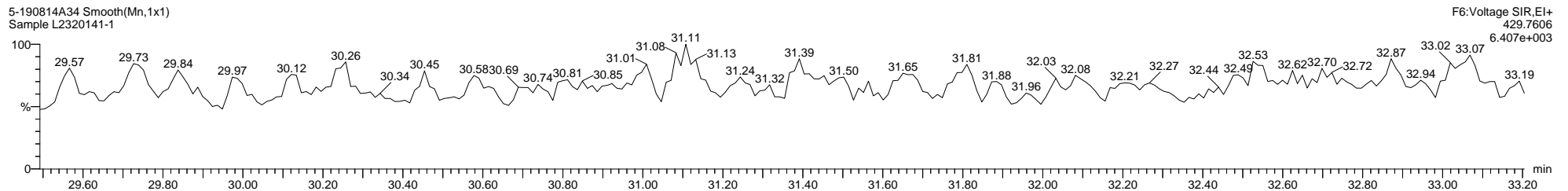
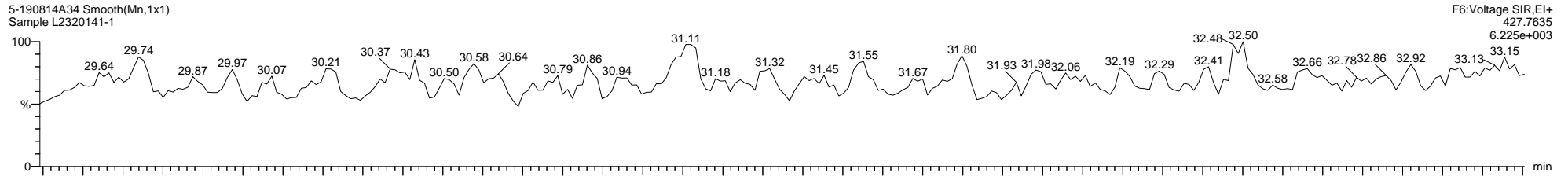
MassLynx MassLynx V4.1 SCN 901

Dataset: \\NABREWS002\Instdata\Organics Instrument\HIGHRES GCMS Completed Results Files\HR-5\1908\5-190814A3-mod-0815ES.qld

Last Altered: Thursday, August 15, 2019 17:50:29 Eastern Daylight Time

Printed: Friday, August 30, 2019 16:30:48 Eastern Daylight Time

Name: 5-190814A34, Date: 15-Aug-2019, Time: 11:18:35, ID: L2320141-1, Description: Sample, Vial: Tray1:26



Quantify Sample Template Report

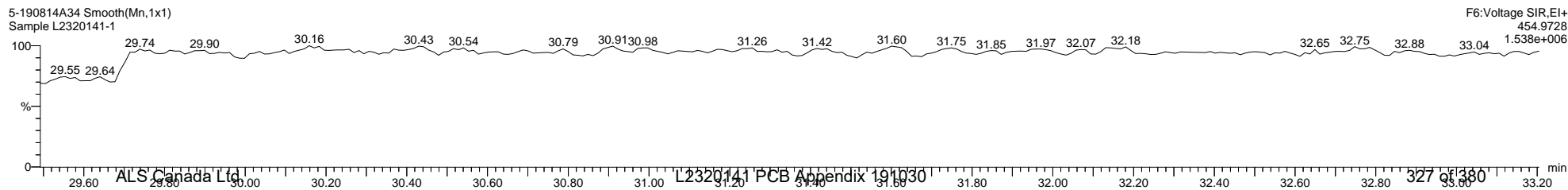
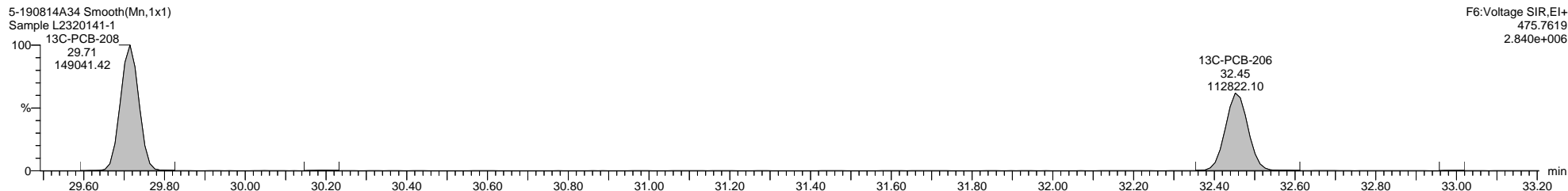

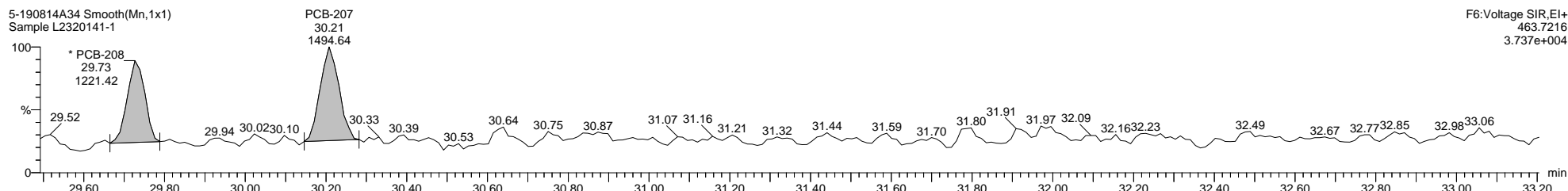
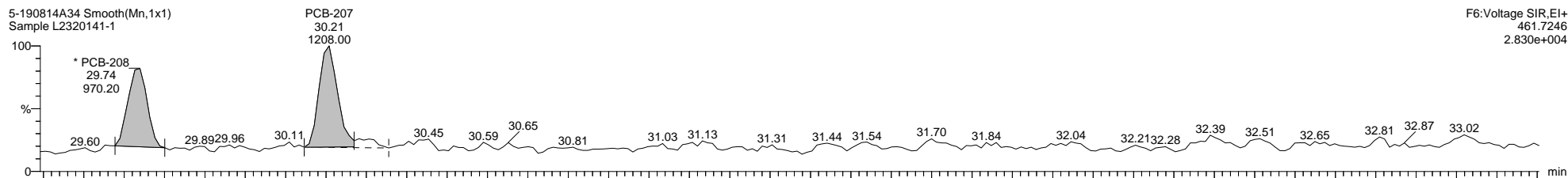
MassLynx MassLynx V4.1 SCN 901

Dataset: \\NABREWS002\Instdata\Organics Instrument\HIGHRES GCMS Completed Results Files\HR-5\1908\5-190814A3-mod-0815ES.qld

Last Altered: Thursday, August 15, 2019 17:50:29 Eastern Daylight Time

Printed: Friday, August 30, 2019 16:30:48 Eastern Daylight Time

Name: 5-190814A34, Date: 15-Aug-2019, Time: 11:18:35, ID: L2320141-1, Description: Sample, Vial: Tray1:26



Quantify Sample Template Report

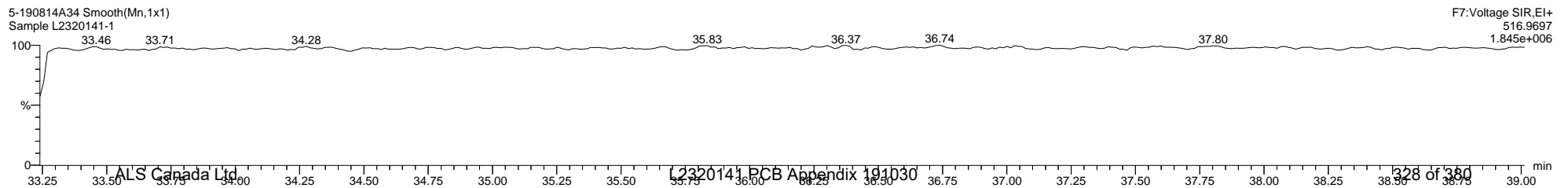
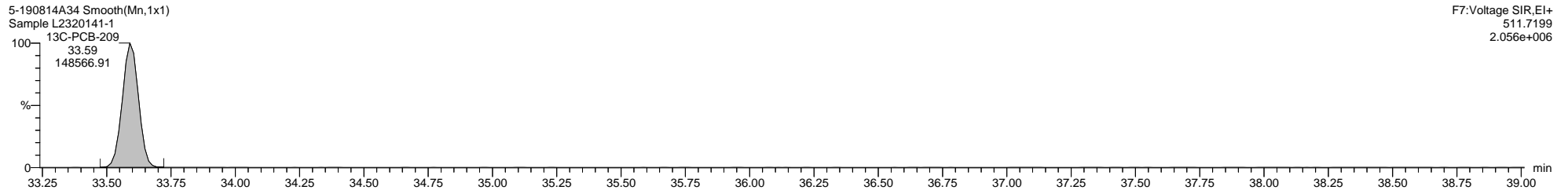
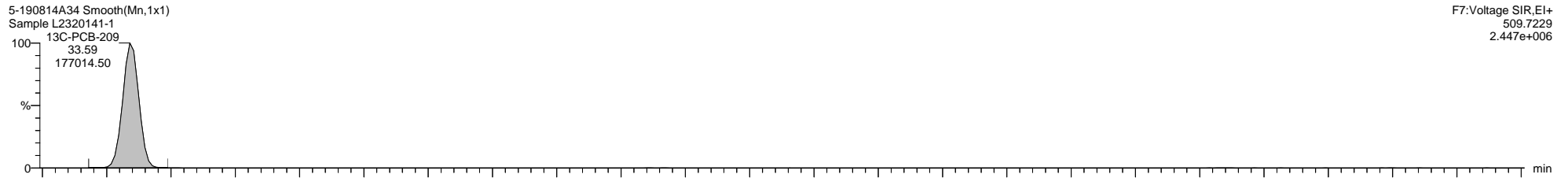
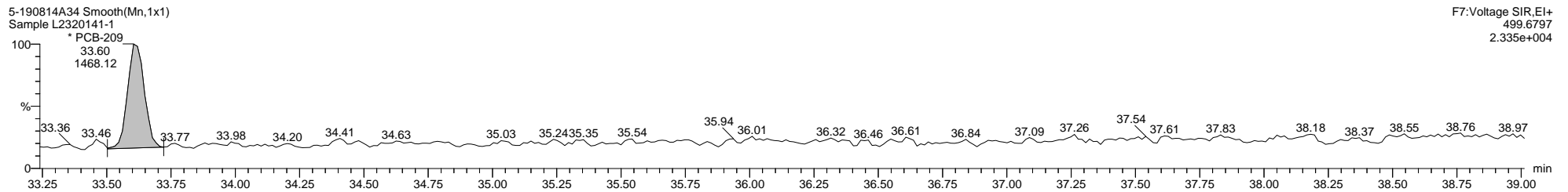
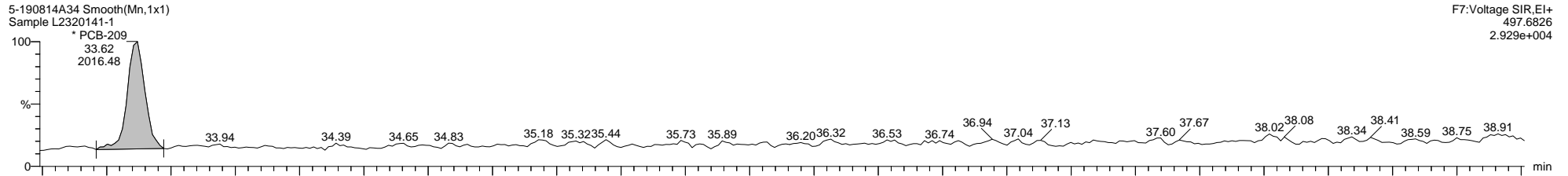
MassLynx MassLynx V4.1 SCN 901

Dataset: \\NABREWS002\Instdata\Organics Instrument\HIGHRES GCMS Completed Results Files\HR-5\1908\5-190814A3-mod-0815ES.qld

Last Altered: Thursday, August 15, 2019 17:50:29 Eastern Daylight Time

Printed: Friday, August 30, 2019 16:30:48 Eastern Daylight Time

Name: 5-190814A34, Date: 15-Aug-2019, Time: 11:18:35, ID: L2320141-1, Description: Sample, Vial: Tray1:26



Quantify Sample Template Report **MassLynx MassLynx V4.1 SCN 901**

Dataset: \\NABREWS002\Instdata\Organics Instrument\HIGHRES GCMS Completed Results Files\HR-5\1908\5-190814A3-mod-0815ES.qld

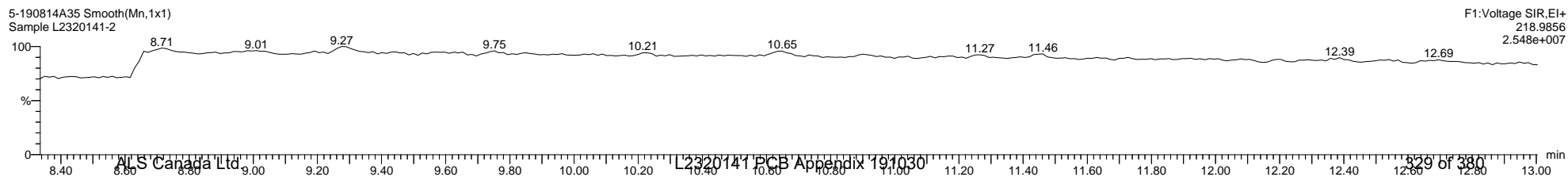
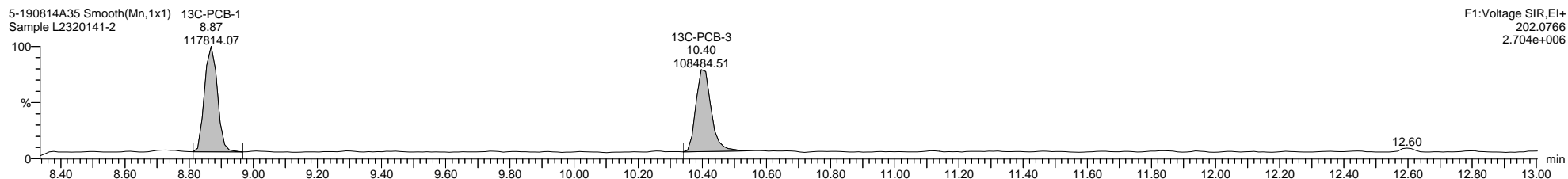
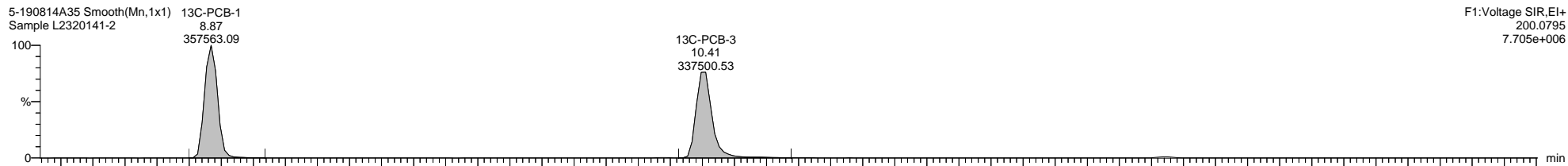
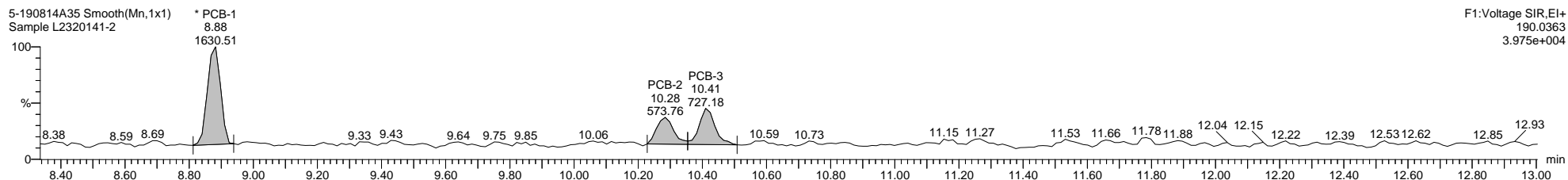
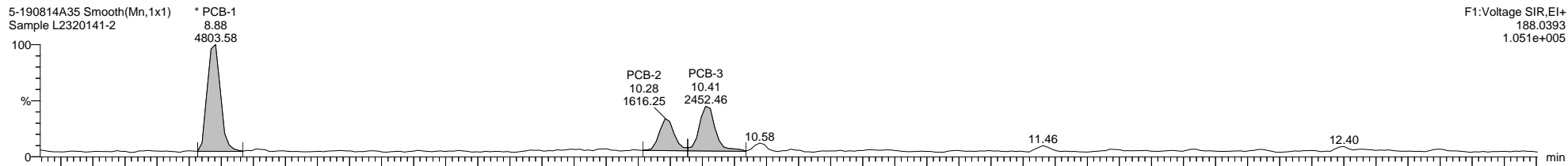
Last Altered: Thursday, August 15, 2019 17:50:29 Eastern Daylight Time

Printed: Friday, August 30, 2019 16:30:48 Eastern Daylight Time

Method: C:\MassLynx\PCB.PRO\MethDB\1668-OCTYL-1-209-190812.mdb 12 Aug 2019 13:16:16

Calibration: 15 Aug 2019 17:32:59

Name: 5-190814A35, Date: 15-Aug-2019, Time: 12:00:40, ID: L2320141-2, Description: Sample, Vial: Tray1:27



Quantify Sample Template Report

MassLynx MassLynx V4.1 SCN 901

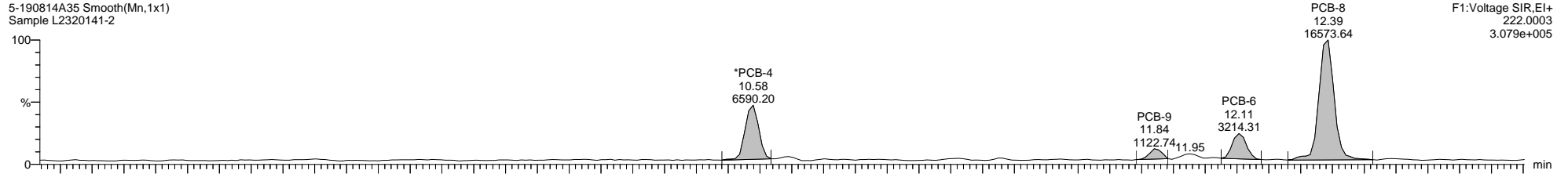
Dataset: \\NABREWS002\Instdata\Organics Instrument\HIGHRES GCMS Completed Results Files\HR-5\1908\5-190814A3-mod-0815ES.qld

Last Altered: Thursday, August 15, 2019 17:50:29 Eastern Daylight Time

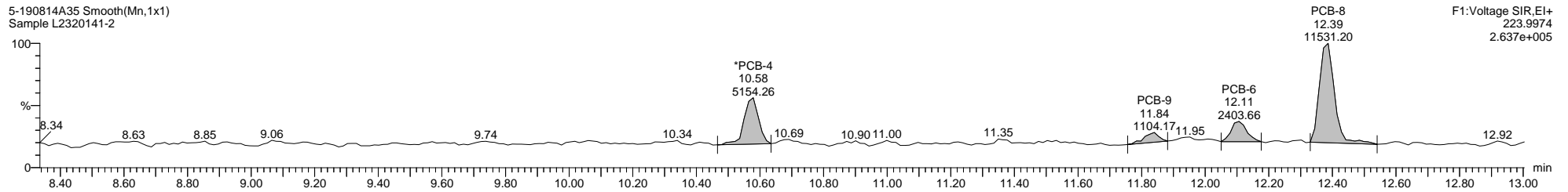
Printed: Friday, August 30, 2019 16:30:48 Eastern Daylight Time

Name: 5-190814A35, Date: 15-Aug-2019, Time: 12:00:40, ID: L2320141-2, Description: Sample, Vial: Tray1:27

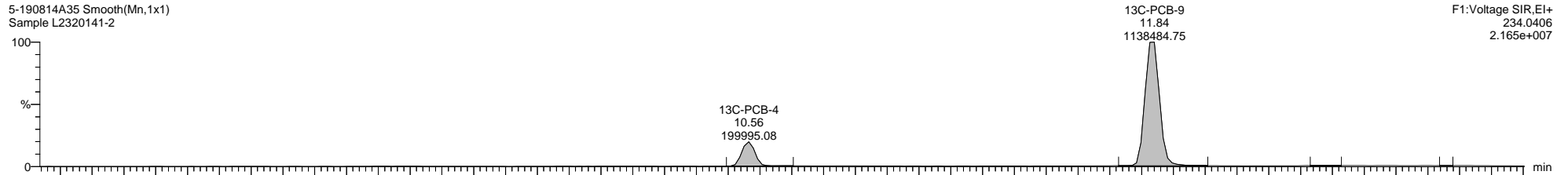
5-190814A35 Smooth(Mn,1x1)
Sample L2320141-2



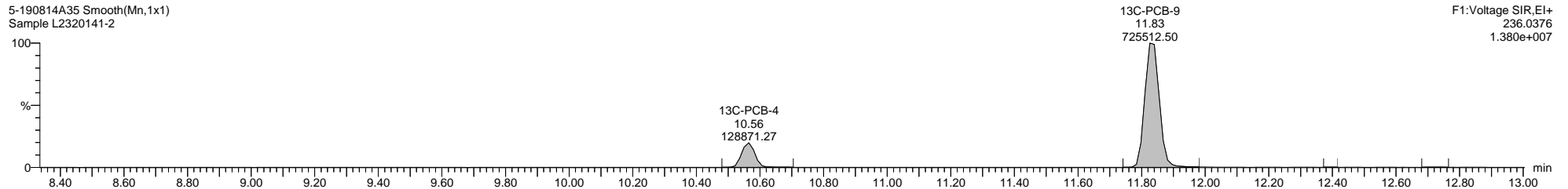
5-190814A35 Smooth(Mn,1x1)
Sample L2320141-2



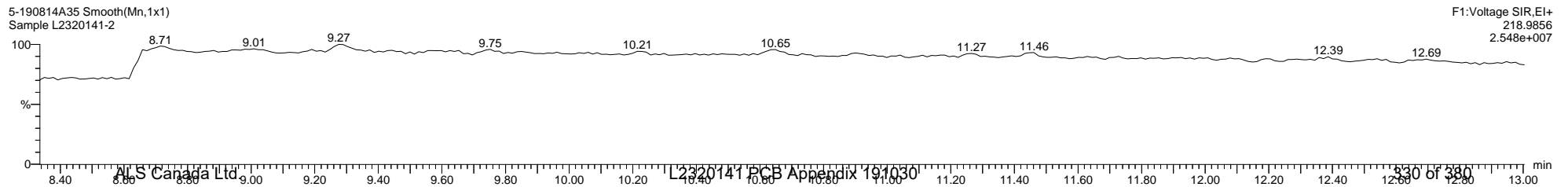
5-190814A35 Smooth(Mn,1x1)
Sample L2320141-2



5-190814A35 Smooth(Mn,1x1)
Sample L2320141-2



5-190814A35 Smooth(Mn,1x1)
Sample L2320141-2



Quantify Sample Template Report

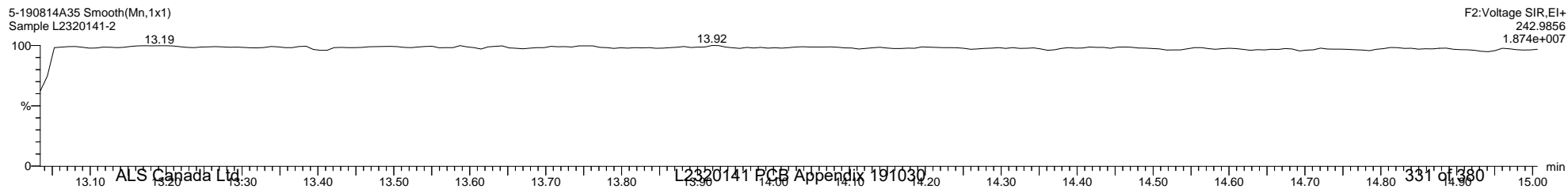
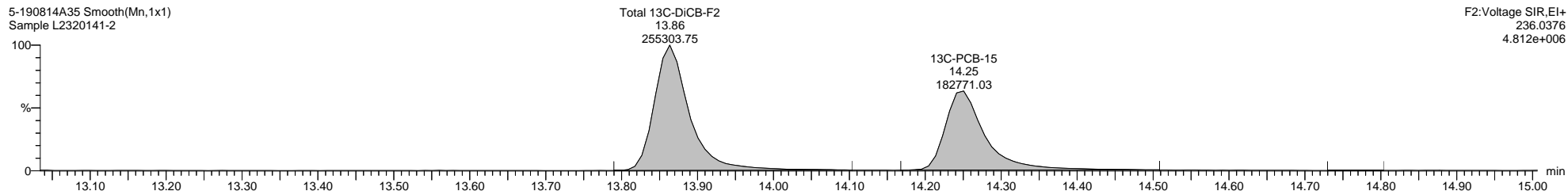
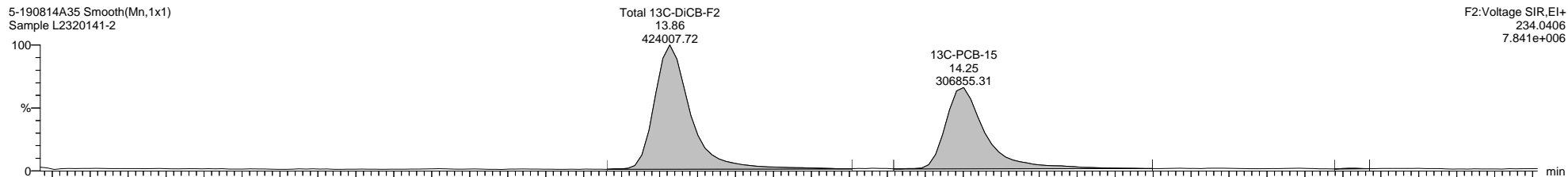
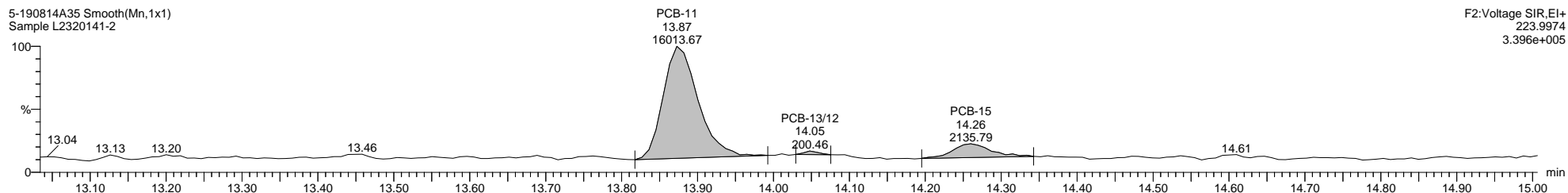
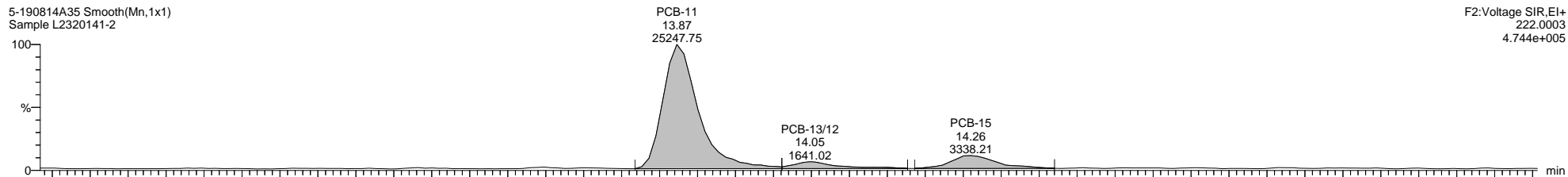
MassLynx MassLynx V4.1 SCN 901

Dataset: \\NABREWS002\Instdata\Organics Instrument\HIGHRES GCMS Completed Results Files\HR-5\1908\5-190814A3-mod-0815ES.qld

Last Altered: Thursday, August 15, 2019 17:50:29 Eastern Daylight Time

Printed: Friday, August 30, 2019 16:30:48 Eastern Daylight Time

Name: 5-190814A35, Date: 15-Aug-2019, Time: 12:00:40, ID: L2320141-2, Description: Sample, Vial: Tray1:27



Quantify Sample Template Report

MassLynx MassLynx V4.1 SCN 901

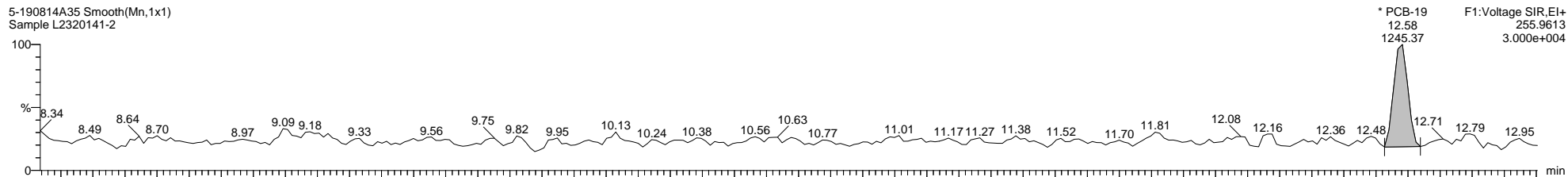
Dataset: \\NABREWS002\Instdata\Organics Instrument\HIGHRES GCMS Completed Results Files\HR-5\1908\5-190814A3-mod-0815ES.qld

Last Altered: Thursday, August 15, 2019 17:50:29 Eastern Daylight Time

Printed: Friday, August 30, 2019 16:30:48 Eastern Daylight Time

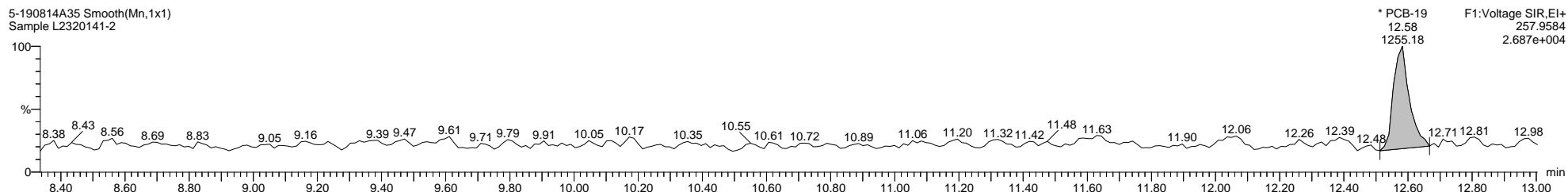
Name: 5-190814A35, Date: 15-Aug-2019, Time: 12:00:40, ID: L2320141-2, Description: Sample, Vial: Tray1:27

5-190814A35 Smooth(Mn,1x1)
Sample L2320141-2



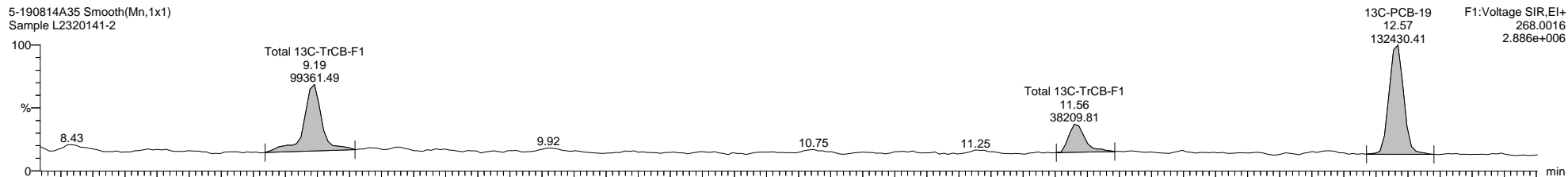
* PCB-19
12.58
1245.37
F1:Voltage SIR,EI+
255.9613
3.000e+004

5-190814A35 Smooth(Mn,1x1)
Sample L2320141-2



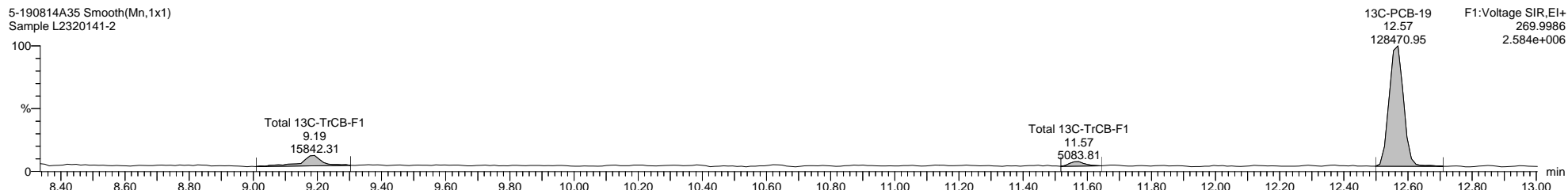
* PCB-19
12.58
1255.18
F1:Voltage SIR,EI+
257.9584
2.687e+004

5-190814A35 Smooth(Mn,1x1)
Sample L2320141-2



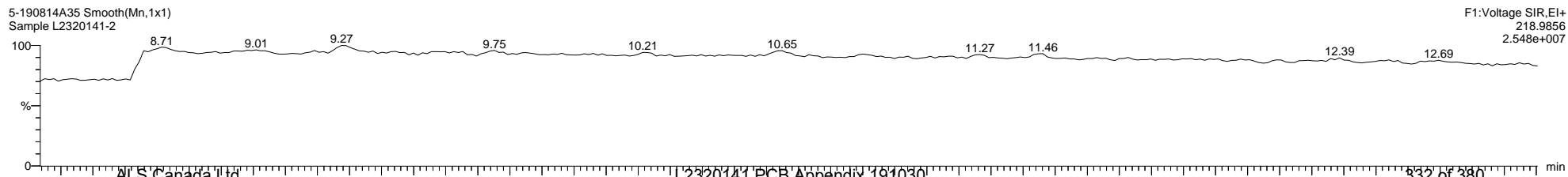
13C-PCB-19
12.57
132430.41
F1:Voltage SIR,EI+
268.0016
2.886e+006

5-190814A35 Smooth(Mn,1x1)
Sample L2320141-2



13C-PCB-19
12.57
128470.95
F1:Voltage SIR,EI+
269.9986
2.584e+006

5-190814A35 Smooth(Mn,1x1)
Sample L2320141-2



F1:Voltage SIR,EI+
218.9856
2.548e+007

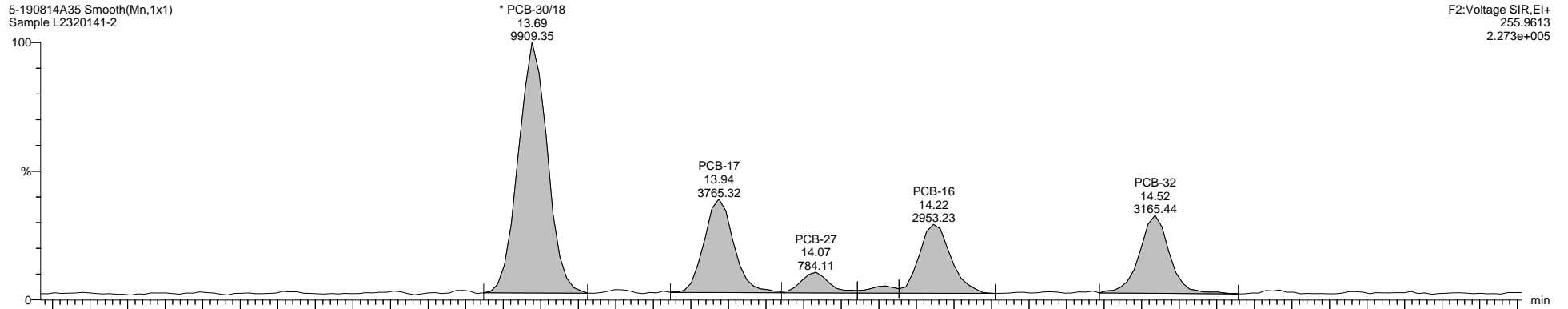
Dataset: \\NABREWS002\Instdata\Organics Instrument\HIGHRES GCMS Completed Results Files\HR-5\1908\5-190814A3-mod-0815ES.qld

Last Altered: Thursday, August 15, 2019 17:50:29 Eastern Daylight Time

Printed: Friday, August 30, 2019 16:30:48 Eastern Daylight Time

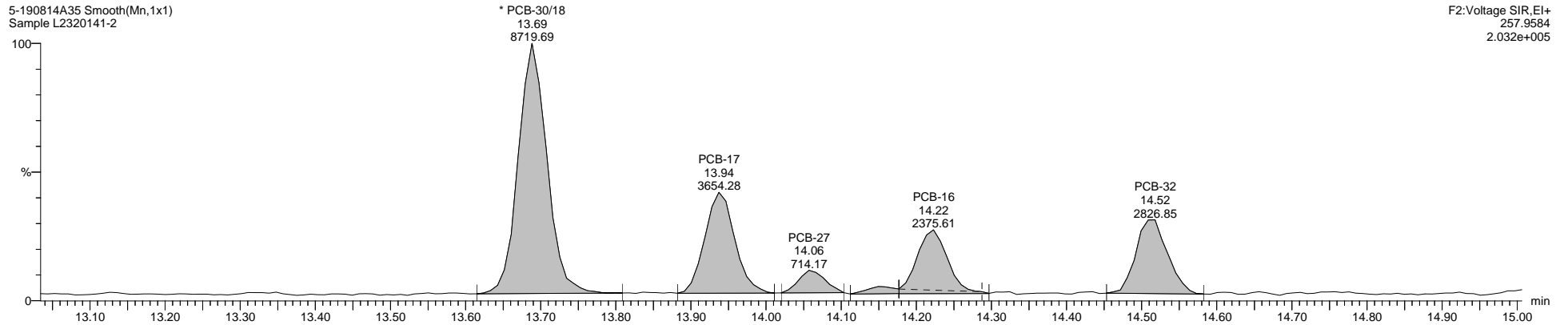
Name: 5-190814A35, Date: 15-Aug-2019, Time: 12:00:40, ID: L2320141-2, Description: Sample, Vial: Tray1:27

5-190814A35 Smooth(Mn,1x1)
Sample L2320141-2



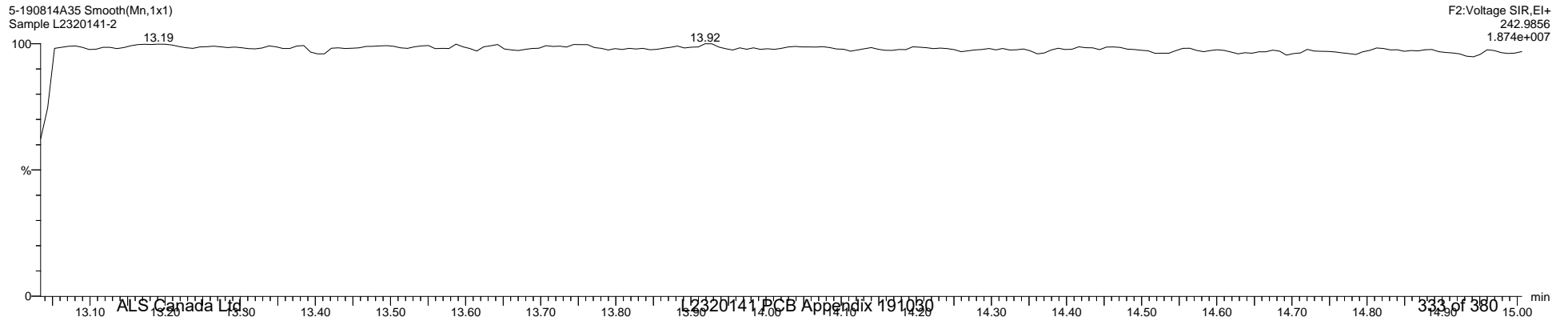
F2:Voltage SIR,El+
255.9613
2.273e+005

5-190814A35 Smooth(Mn,1x1)
Sample L2320141-2



F2:Voltage SIR,El+
257.9584
2.032e+005

5-190814A35 Smooth(Mn,1x1)
Sample L2320141-2



F2:Voltage SIR,El+
242.9856
1.874e+007

Quantify Sample Template Report


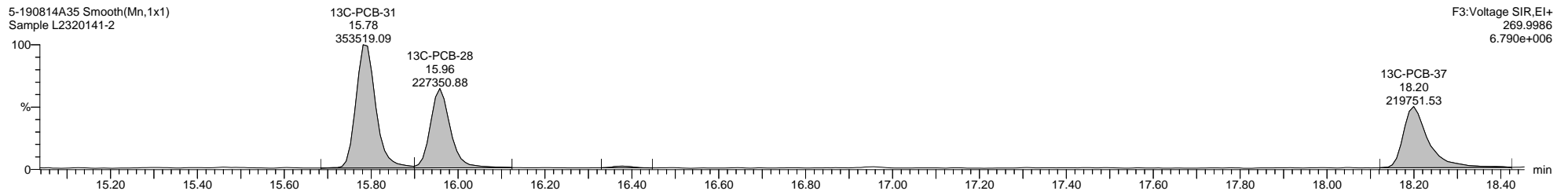
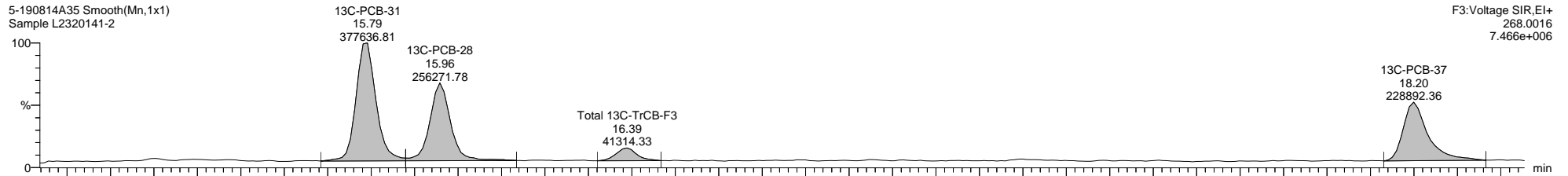
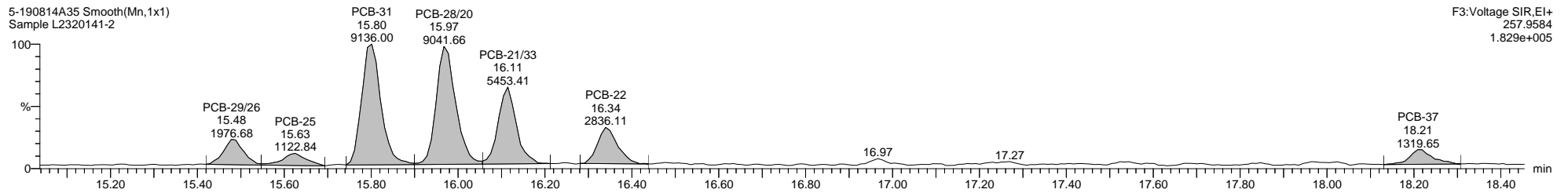
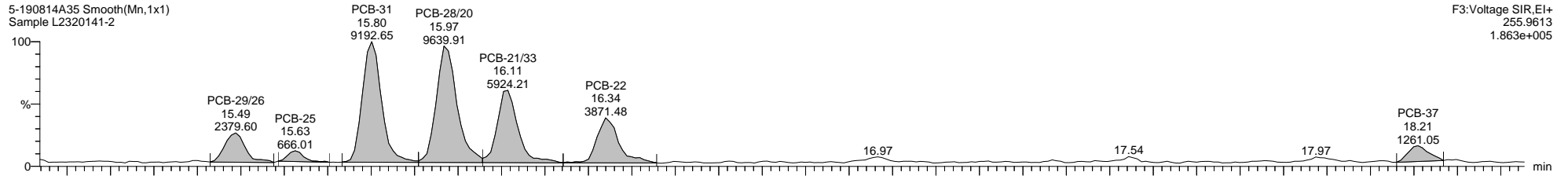
MassLynx MassLynx V4.1 SCN 901

Dataset: \\NABREWS002\Instdata\Organics Instrument\HIGHRES GCMS Completed Results Files\HR-5\1908\5-190814A3-mod-0815ES.qld

Last Altered: Thursday, August 15, 2019 17:50:29 Eastern Daylight Time

Printed: Friday, August 30, 2019 16:30:48 Eastern Daylight Time

Name: 5-190814A35, Date: 15-Aug-2019, Time: 12:00:40, ID: L2320141-2, Description: Sample, Vial: Tray1:27



Quantify Sample Template Report

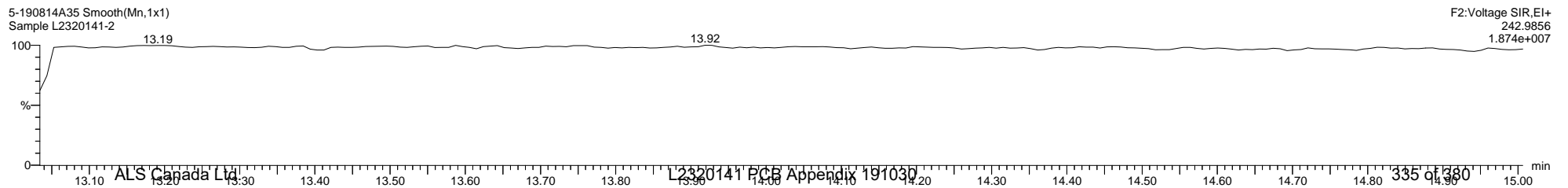
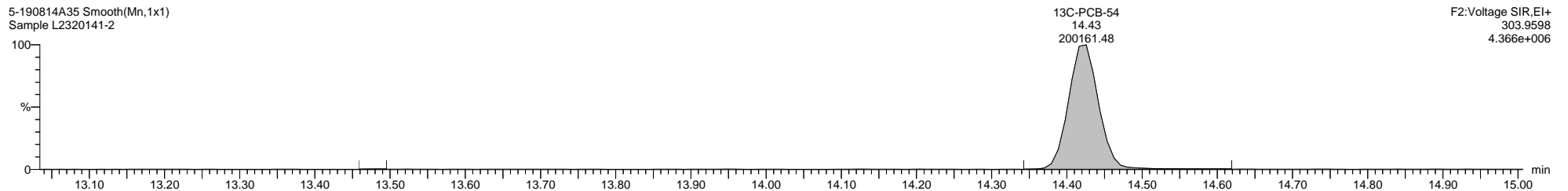

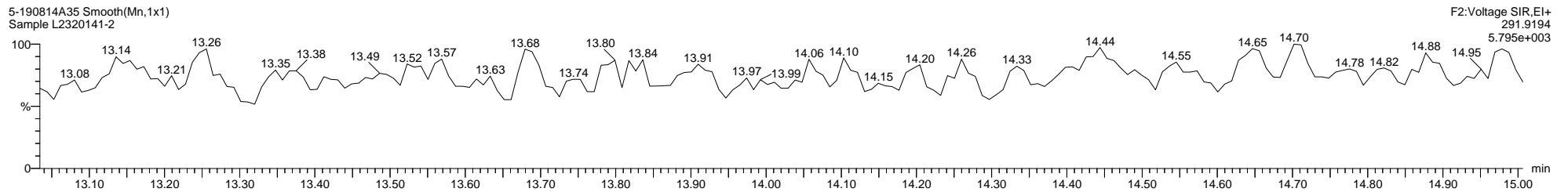
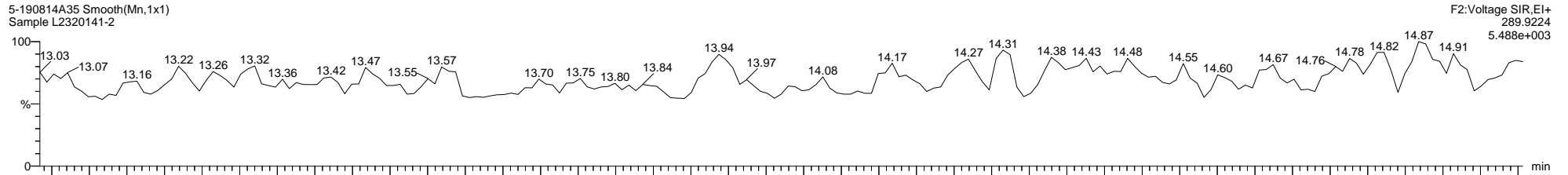
MassLynx MassLynx V4.1 SCN 901

Dataset: \\NABREWS002\Instdata\Organics Instrument\HIGHRES GCMS Completed Results Files\HR-5\1908\5-190814A3-mod-0815ES.qld

Last Altered: Thursday, August 15, 2019 17:50:29 Eastern Daylight Time

Printed: Friday, August 30, 2019 16:30:48 Eastern Daylight Time

Name: 5-190814A35, Date: 15-Aug-2019, Time: 12:00:40, ID: L2320141-2, Description: Sample, Vial: Tray1:27



Quantify Sample Template Report

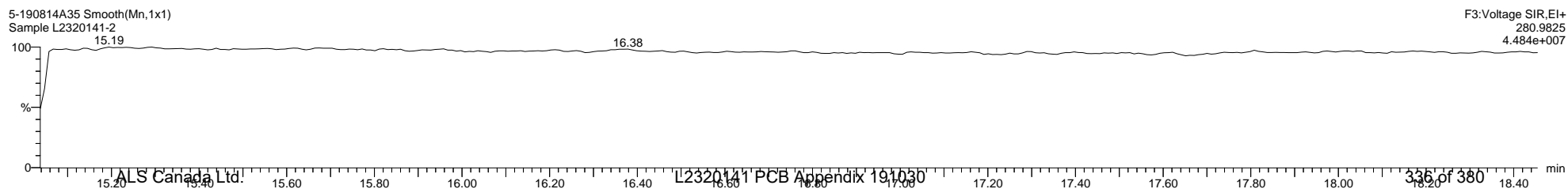
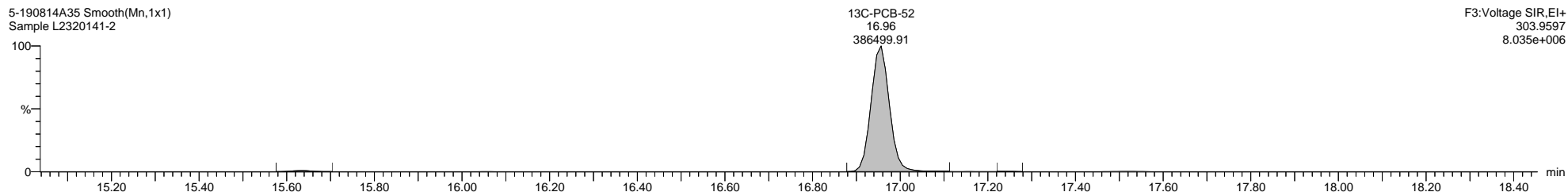
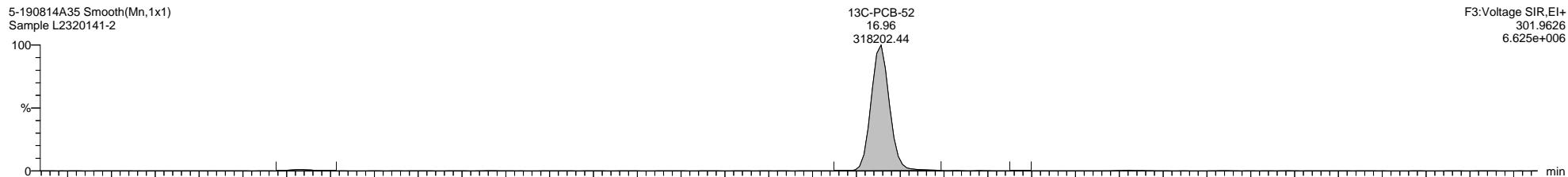
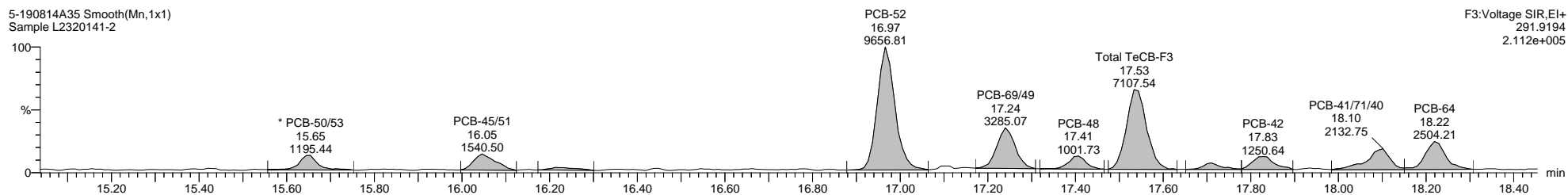
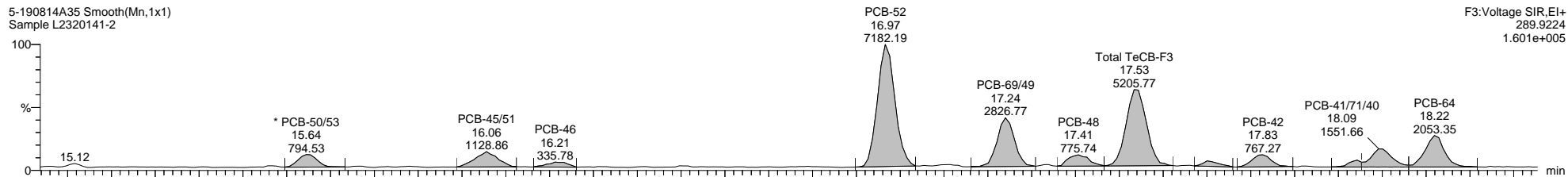
MassLynx MassLynx V4.1 SCN 901

Dataset: \\NABREWS002\Instdata\Organics Instrument\HIGHRES GCMS Completed Results Files\HR-5\1908\5-190814A3-mod-0815ES.qld

Last Altered: Thursday, August 15, 2019 17:50:29 Eastern Daylight Time

Printed: Friday, August 30, 2019 16:30:48 Eastern Daylight Time

Name: 5-190814A35, Date: 15-Aug-2019, Time: 12:00:40, ID: L2320141-2, Description: Sample, Vial: Tray1:27



Quantify Sample Template Report


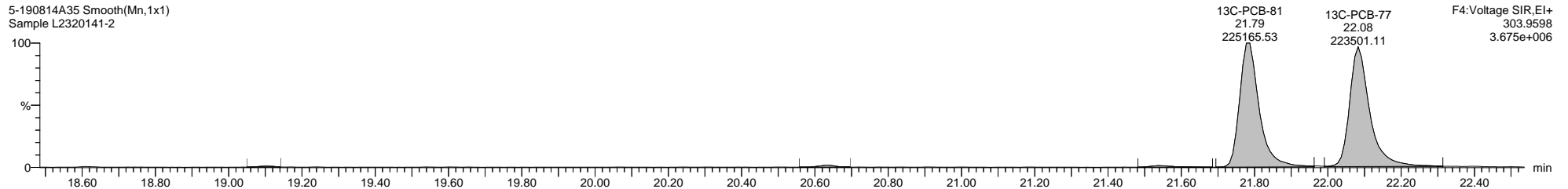
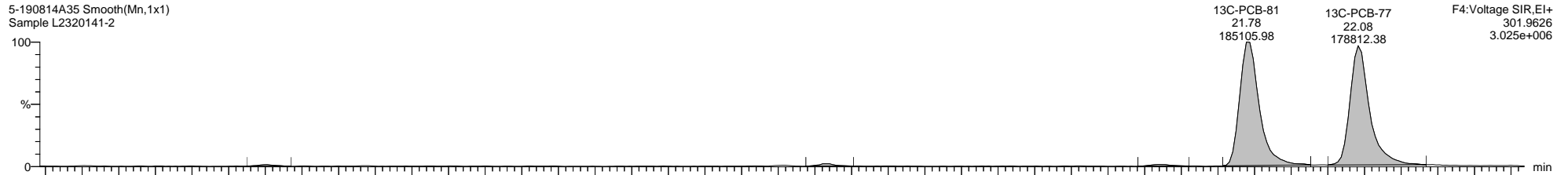
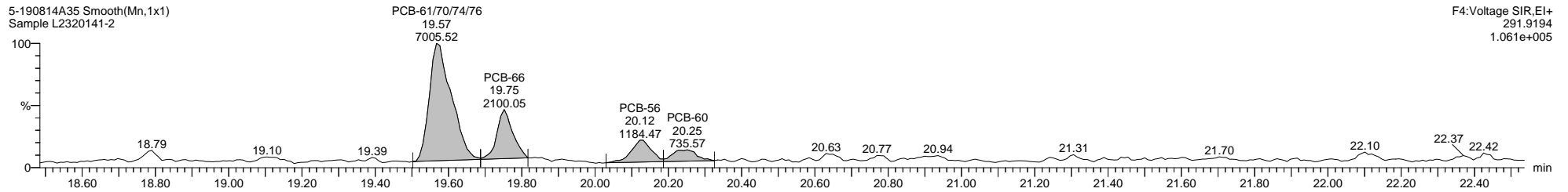
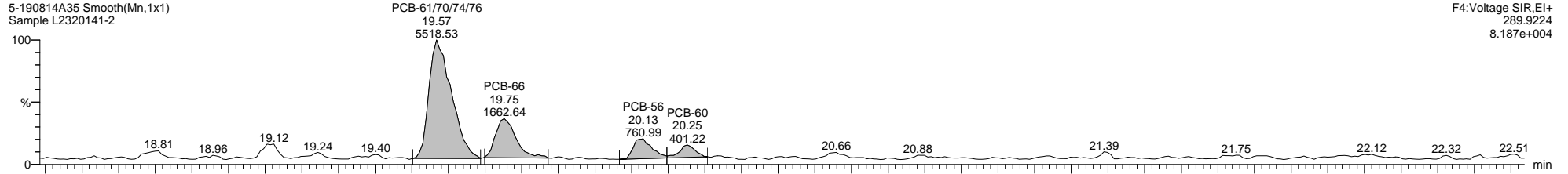
MassLynx MassLynx V4.1 SCN 901

Dataset: \\NABREWS002\Instdata\Organics Instrument\HIGHRES GCMS Completed Results Files\HR-5\1908\5-190814A3-mod-0815ES.qld

Last Altered: Thursday, August 15, 2019 17:50:29 Eastern Daylight Time

Printed: Friday, August 30, 2019 16:30:48 Eastern Daylight Time

Name: 5-190814A35, Date: 15-Aug-2019, Time: 12:00:40, ID: L2320141-2, Description: Sample, Vial: Tray1:27



Quantify Sample Template Report


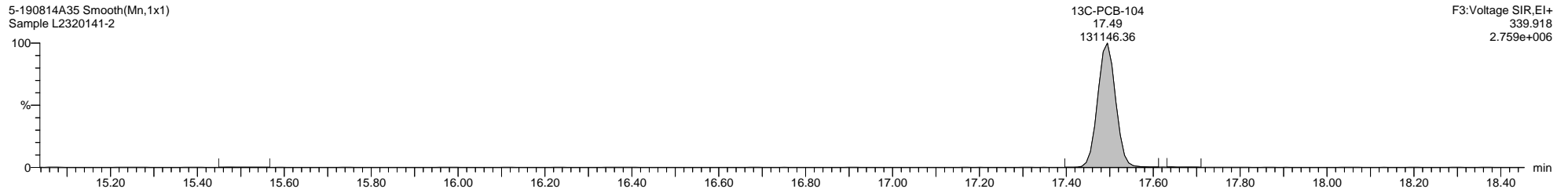
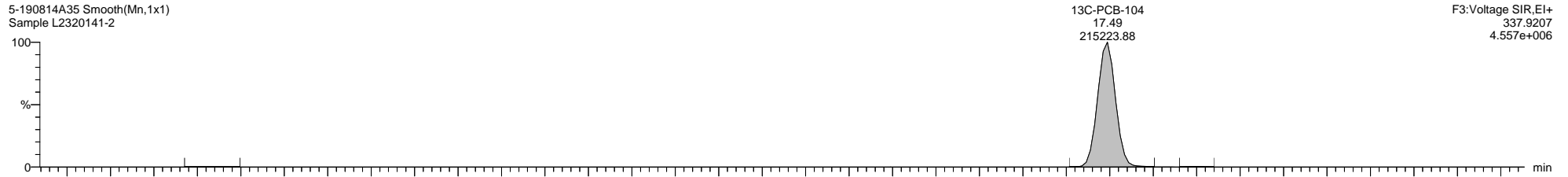
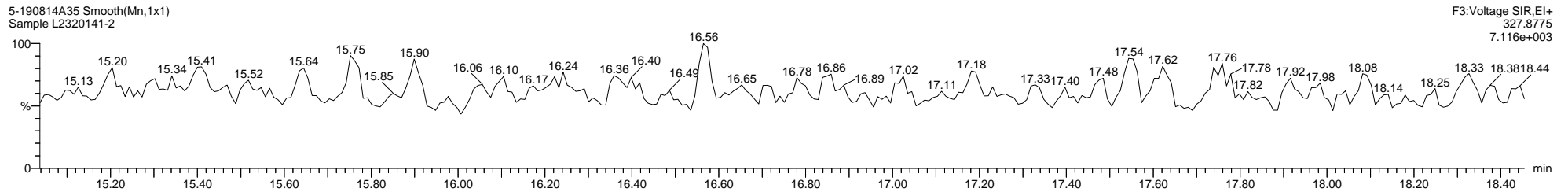
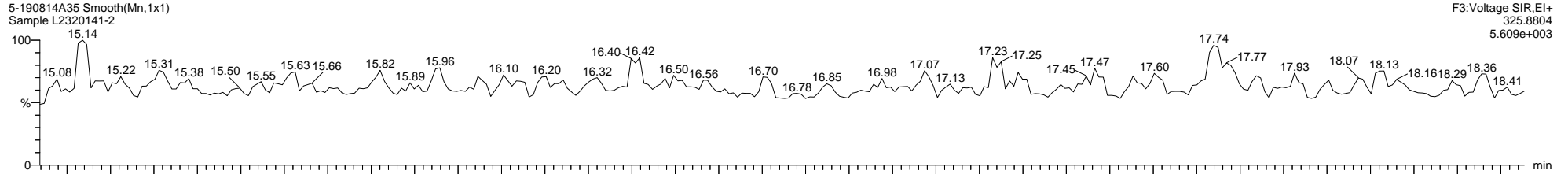
MassLynx MassLynx V4.1 SCN 901

Dataset: \\NABREWS002\Instdata\Organics Instrument\HIGHRES GCMS Completed Results Files\HR-5\1908\5-190814A3-mod-0815ES.qld

Last Altered: Thursday, August 15, 2019 17:50:29 Eastern Daylight Time

Printed: Friday, August 30, 2019 16:30:48 Eastern Daylight Time

Name: 5-190814A35, Date: 15-Aug-2019, Time: 12:00:40, ID: L2320141-2, Description: Sample, Vial: Tray1:27



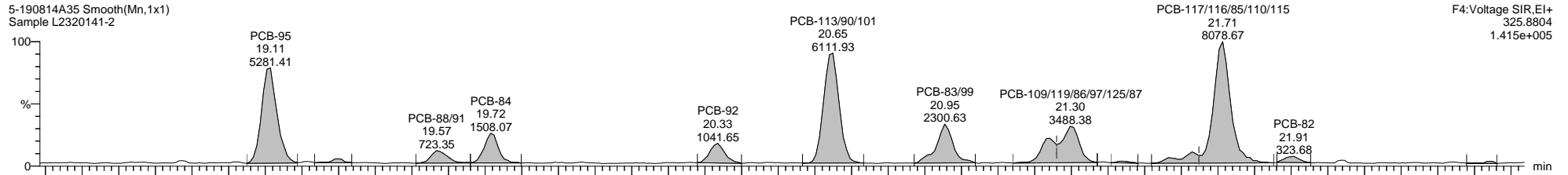
Dataset: \\NABREWS002\Instdata\Organics Instrument\HIGHRES GCMS Completed Results Files\HR-5\1908\5-190814A3-mod-0815ES.qld

Last Altered: Thursday, August 15, 2019 17:50:29 Eastern Daylight Time

Printed: Friday, August 30, 2019 16:30:48 Eastern Daylight Time

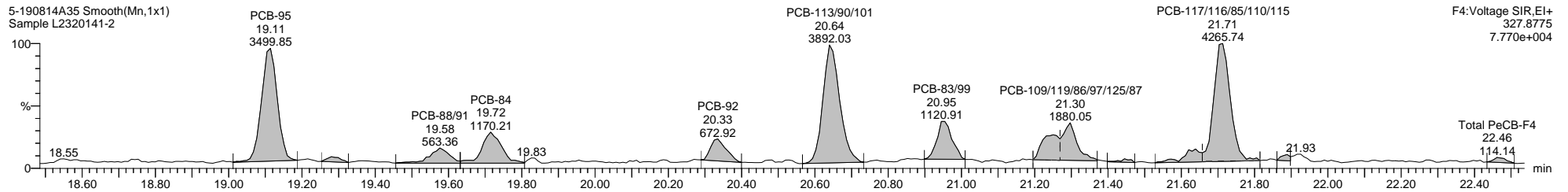
Name: 5-190814A35, Date: 15-Aug-2019, Time: 12:00:40, ID: L2320141-2, Description: Sample, Vial: Tray1:27

5-190814A35 Smooth(Mn,1x1)
Sample L2320141-2



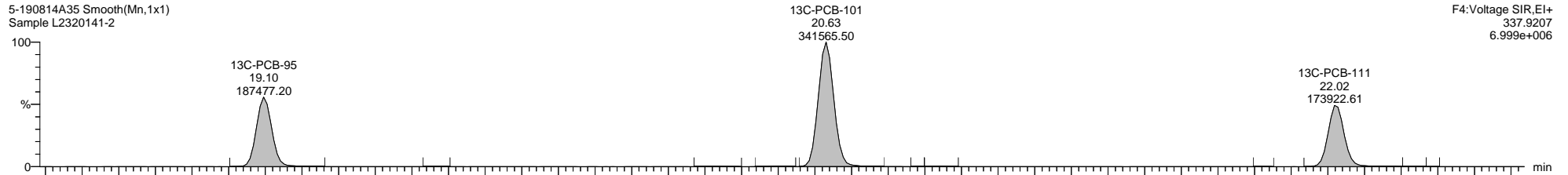
F4:Voltage SIR,EI+
325.8804
1.415e+005

5-190814A35 Smooth(Mn,1x1)
Sample L2320141-2



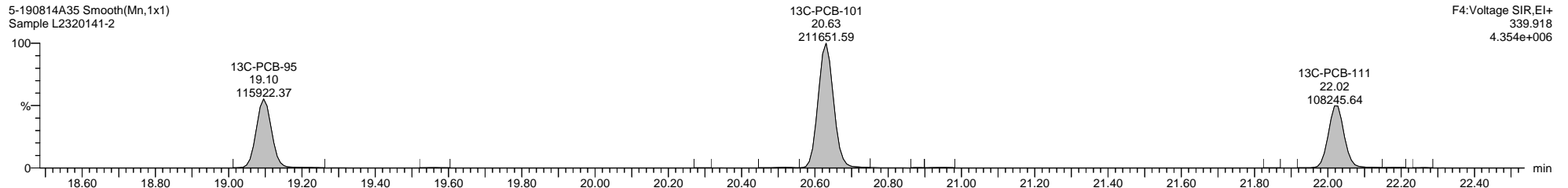
F4:Voltage SIR,EI+
327.8775
7.770e+004

5-190814A35 Smooth(Mn,1x1)
Sample L2320141-2




F4:Voltage SIR,EI+
337.9207
6.999e+006

5-190814A35 Smooth(Mn,1x1)
Sample L2320141-2



F4:Voltage SIR,EI+
339.918
4.354e+006

5-190814A35 Smooth(Mn,1x1)
Sample L2320141-2



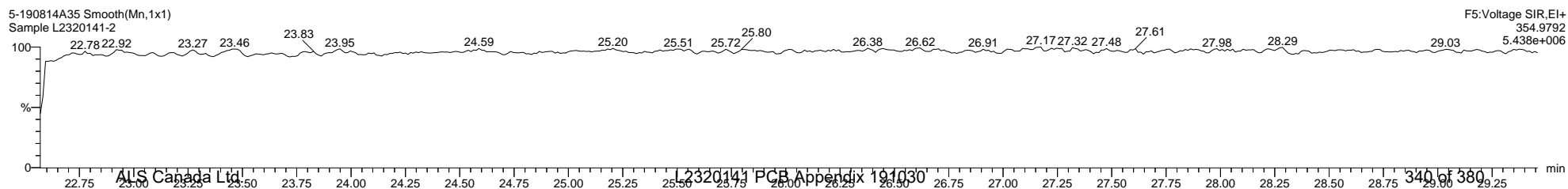
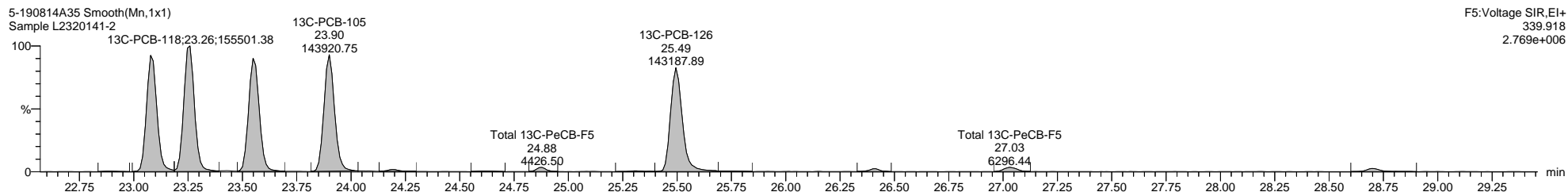
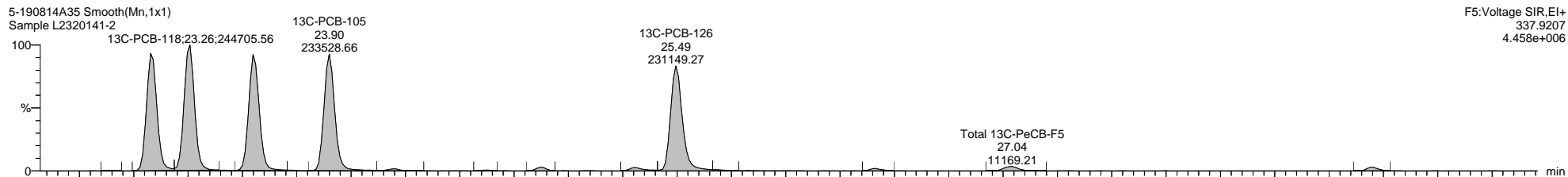
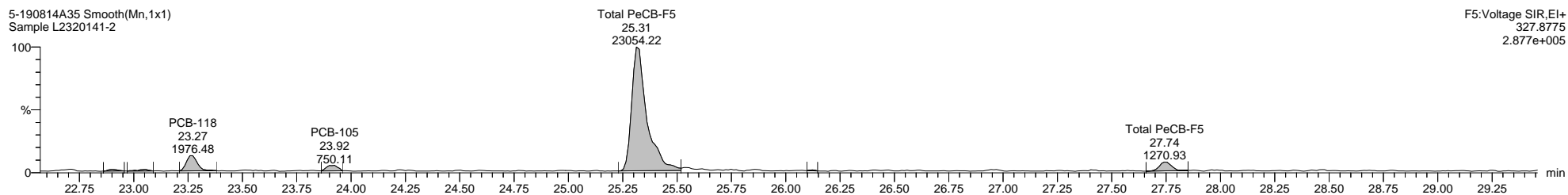
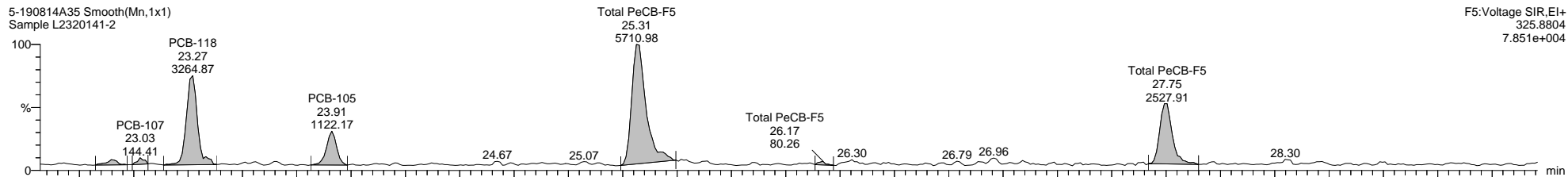
F4:Voltage SIR,EI+
330.9792
2.765e+007

Dataset: \\NABREWS002\Instdata\Organics Instrument\HIGHRES GCMS Completed Results Files\HR-5\1908\5-190814A3-mod-0815ES.qld

Last Altered: Thursday, August 15, 2019 17:50:29 Eastern Daylight Time

Printed: Friday, August 30, 2019 16:30:48 Eastern Daylight Time

Name: 5-190814A35, Date: 15-Aug-2019, Time: 12:00:40, ID: L2320141-2, Description: Sample, Vial: Tray1:27



Quantify Sample Template Report

MassLynx MassLynx V4.1 SCN 901

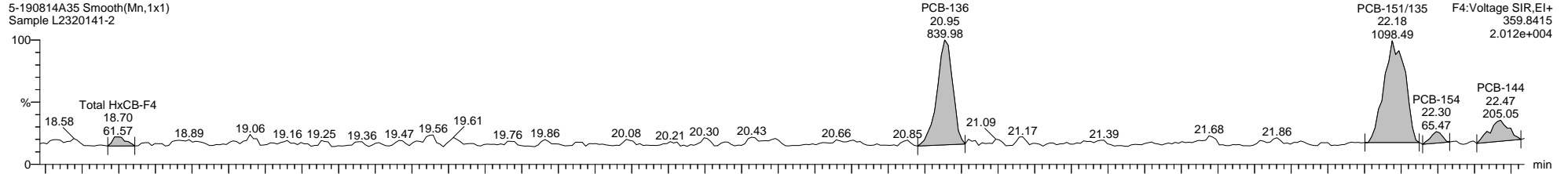
Dataset: \\NABREWS002\Instdata\Organics Instrument\HIGHRES GCMS Completed Results Files\HR-5\1908\5-190814A3-mod-0815ES.qld

Last Altered: Thursday, August 15, 2019 17:50:29 Eastern Daylight Time

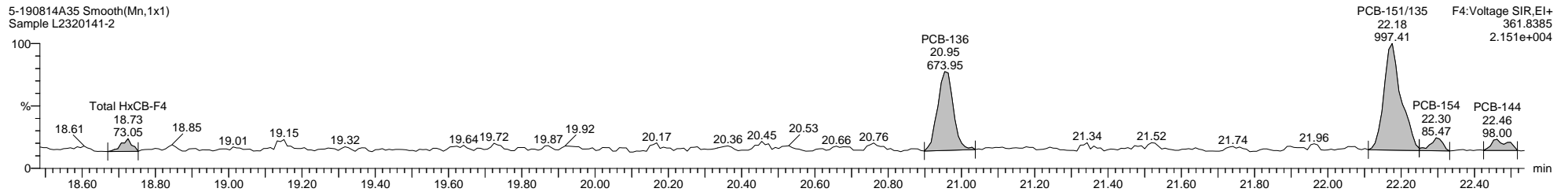
Printed: Friday, August 30, 2019 16:30:48 Eastern Daylight Time

Name: 5-190814A35, Date: 15-Aug-2019, Time: 12:00:40, ID: L2320141-2, Description: Sample, Vial: Tray1:27

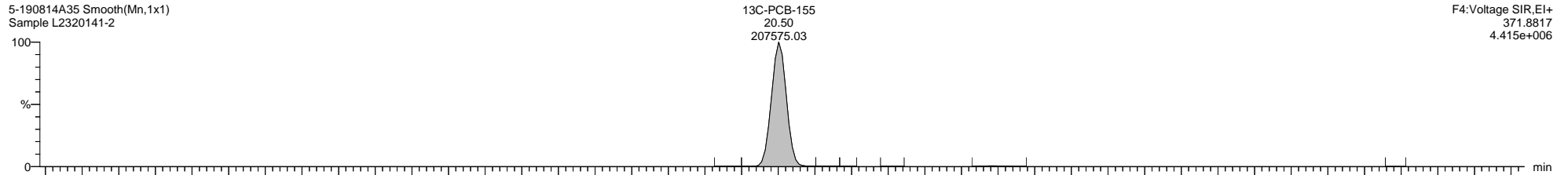
5-190814A35 Smooth(Mn,1x1)
Sample L2320141-2



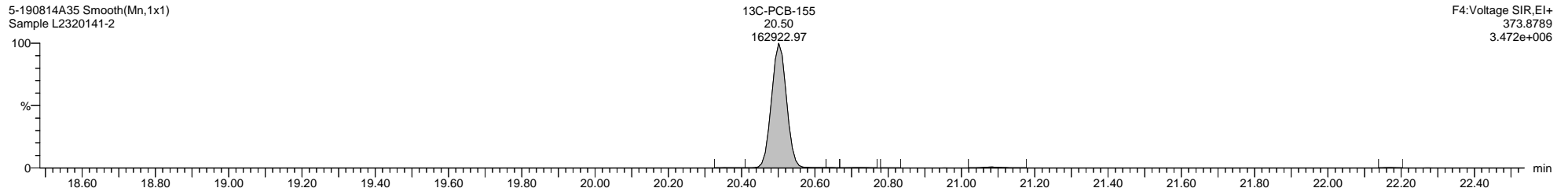
5-190814A35 Smooth(Mn,1x1)
Sample L2320141-2




5-190814A35 Smooth(Mn,1x1)
Sample L2320141-2



5-190814A35 Smooth(Mn,1x1)
Sample L2320141-2



5-190814A35 Smooth(Mn,1x1)
Sample L2320141-2



Quantify Sample Template Report

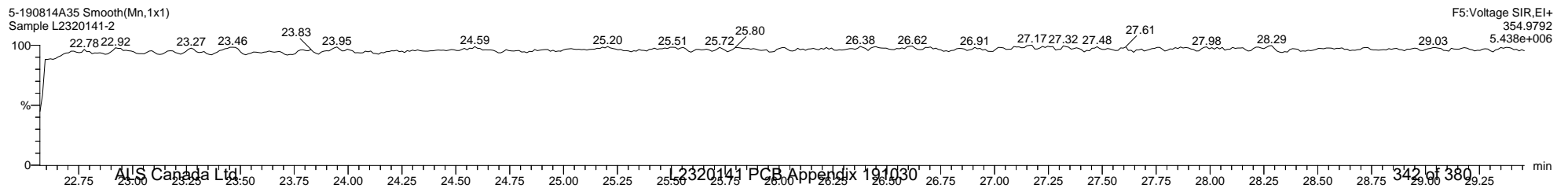
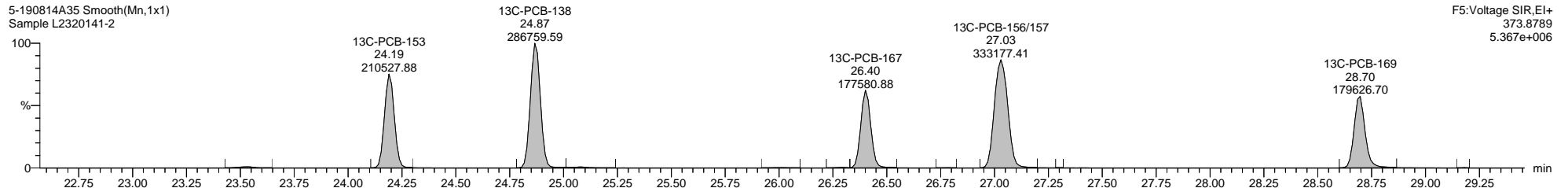
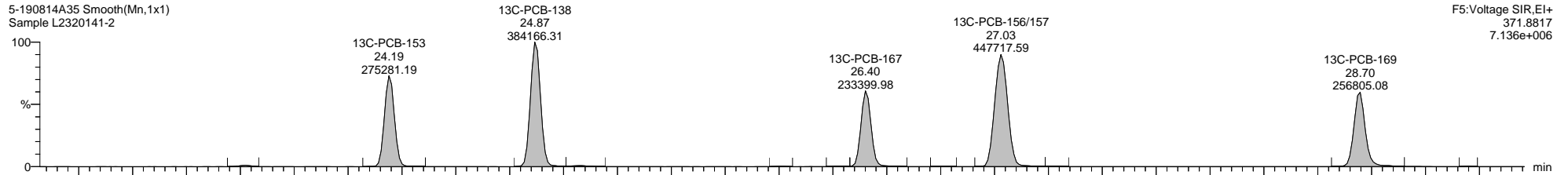
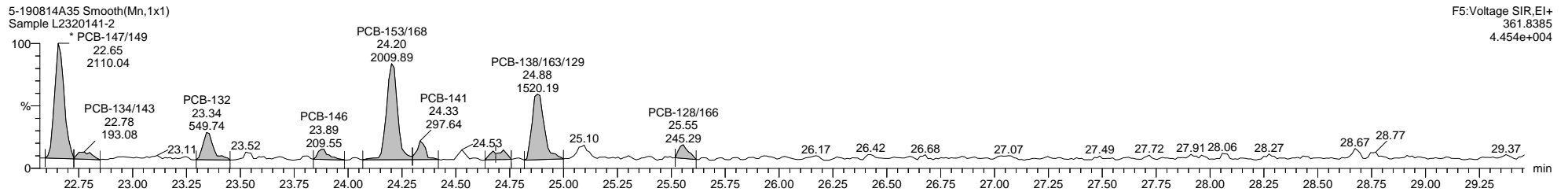
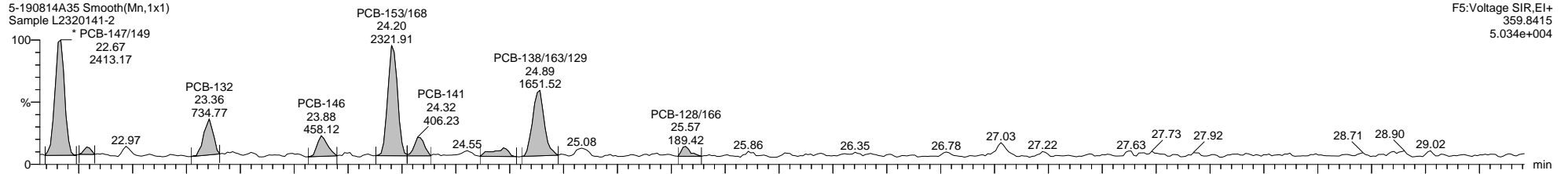
MassLynx MassLynx V4.1 SCN 901

Dataset: \\NABREWS002\Instdata\Organics Instrument\HIGHRES GCMS Completed Results Files\HR-5\1908\5-190814A3-mod-0815ES.qld

Last Altered: Thursday, August 15, 2019 17:50:29 Eastern Daylight Time

Printed: Friday, August 30, 2019 16:30:48 Eastern Daylight Time

Name: 5-190814A35, Date: 15-Aug-2019, Time: 12:00:40, ID: L2320141-2, Description: Sample, Vial: Tray1:27

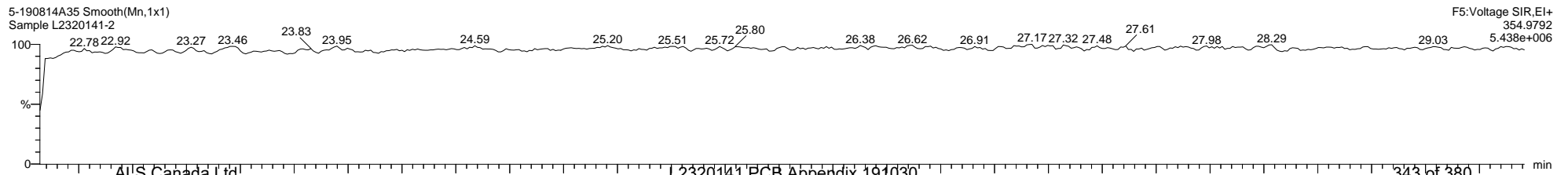
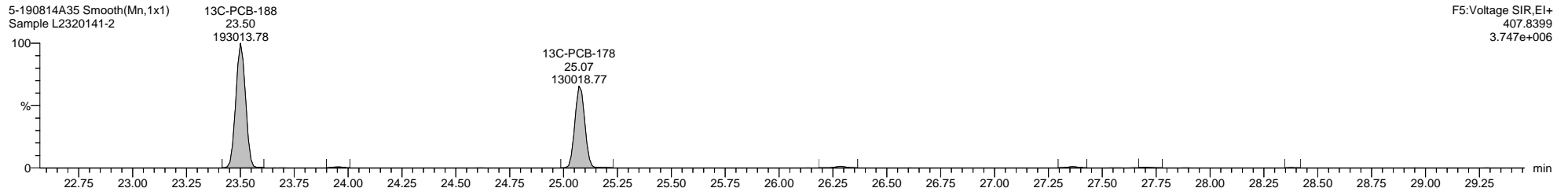
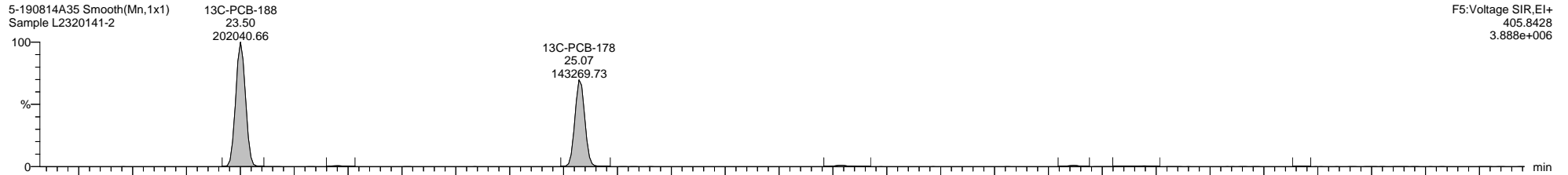
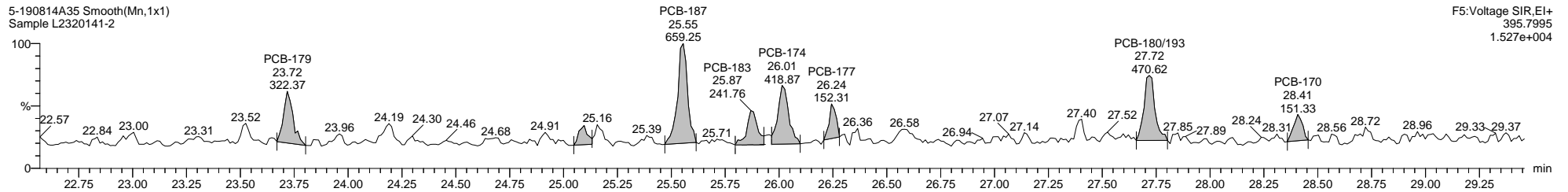
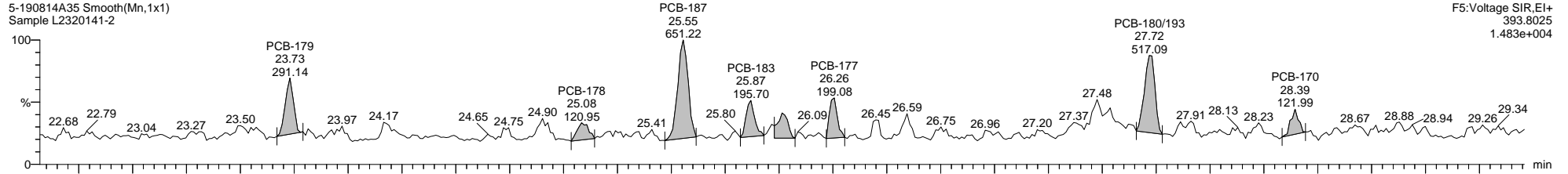


Dataset: \\NABREWS002\Instdata\Organics Instrument\HIGHRES GCMS Completed Results Files\HR-5\1908\5-190814A3-mod-0815ES.qld

Last Altered: Thursday, August 15, 2019 17:50:29 Eastern Daylight Time

Printed: Friday, August 30, 2019 16:30:48 Eastern Daylight Time

Name: 5-190814A35, Date: 15-Aug-2019, Time: 12:00:40, ID: L2320141-2, Description: Sample, Vial: Tray1:27



Quantify Sample Template Report

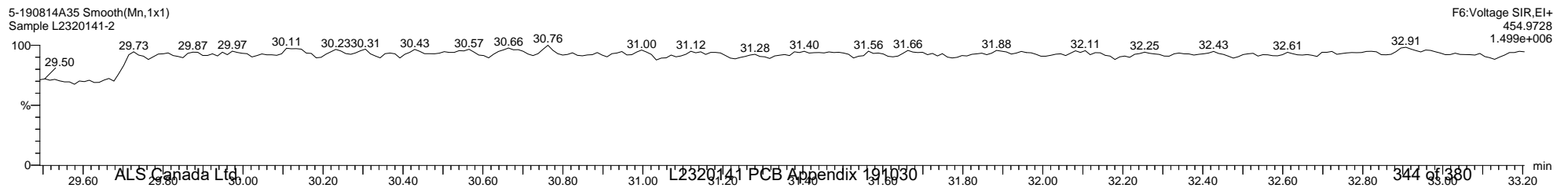
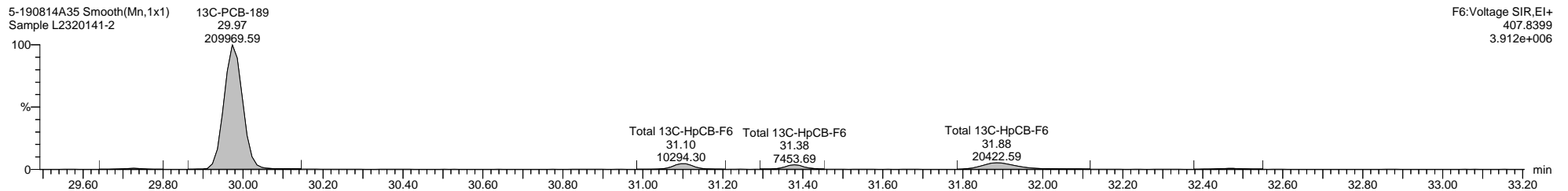

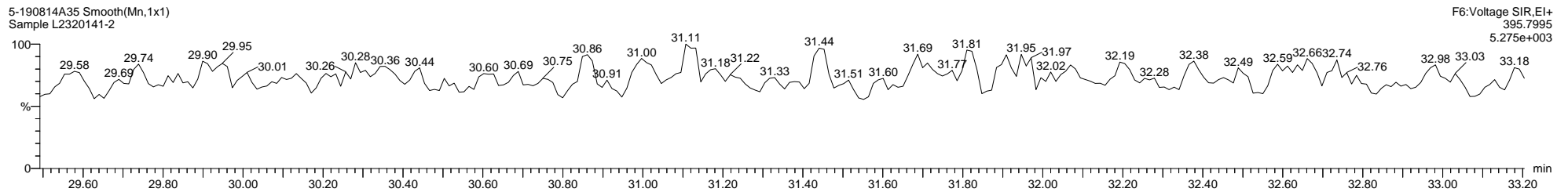
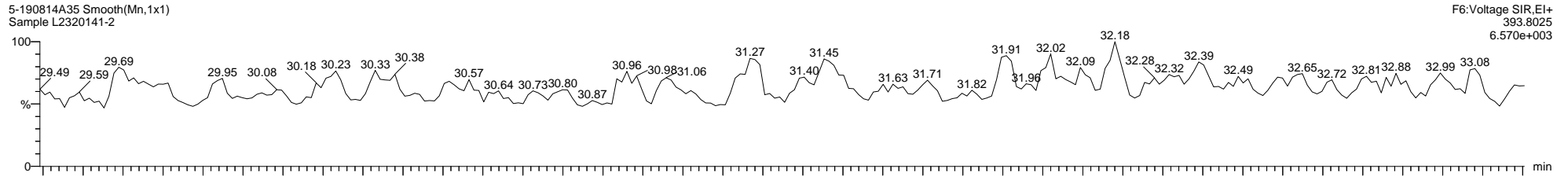
MassLynx MassLynx V4.1 SCN 901

Dataset: \\NABREWS002\Instdata\Organics Instrument\HIGHRES GCMS Completed Results Files\HR-5\1908\5-190814A3-mod-0815ES.qld

Last Altered: Thursday, August 15, 2019 17:50:29 Eastern Daylight Time

Printed: Friday, August 30, 2019 16:30:48 Eastern Daylight Time

Name: 5-190814A35, Date: 15-Aug-2019, Time: 12:00:40, ID: L2320141-2, Description: Sample, Vial: Tray1:27



Quantify Sample Template Report

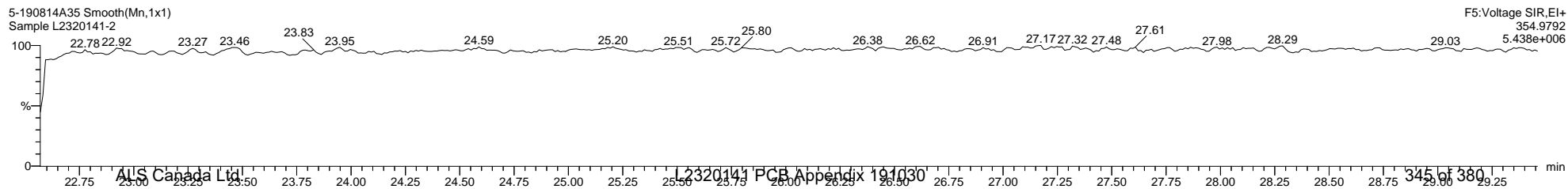
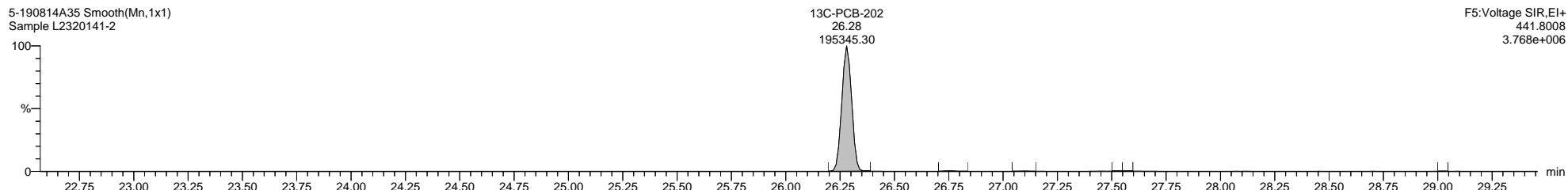
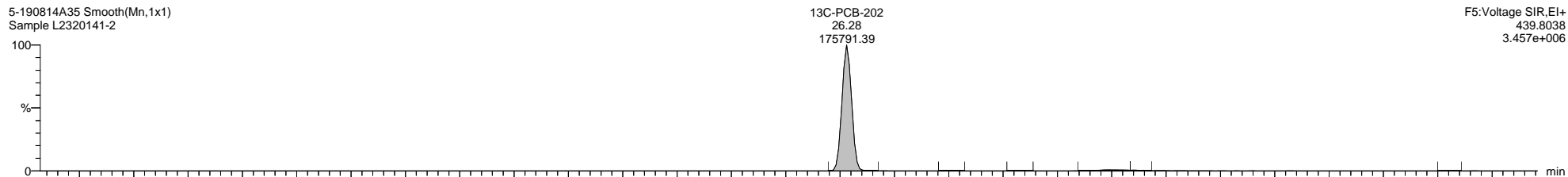
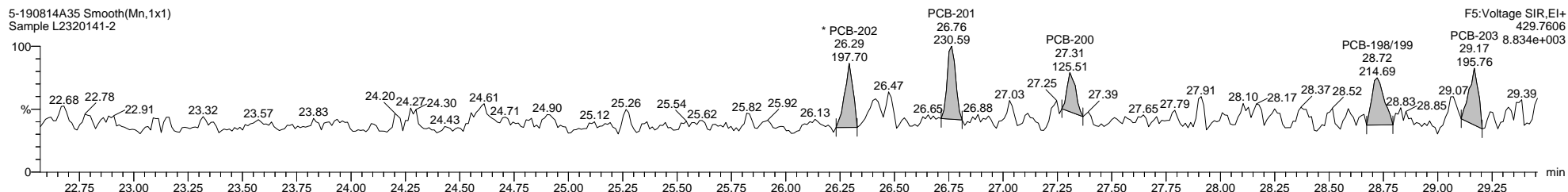
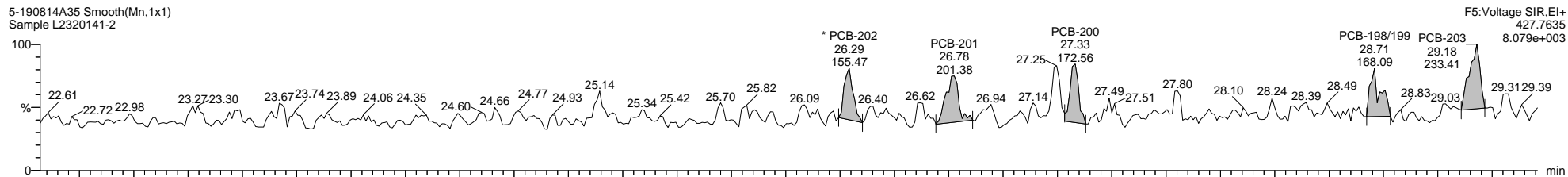
MassLynx MassLynx V4.1 SCN 901

Dataset: \\NABREWS002\Instdata\Organics Instrument\HIGHRES GCMS Completed Results Files\HR-5\1908\5-190814A3-mod-0815ES.qld

Last Altered: Thursday, August 15, 2019 17:50:29 Eastern Daylight Time

Printed: Friday, August 30, 2019 16:30:48 Eastern Daylight Time

Name: 5-190814A35, Date: 15-Aug-2019, Time: 12:00:40, ID: L2320141-2, Description: Sample, Vial: Tray1:27



Quantify Sample Template Report

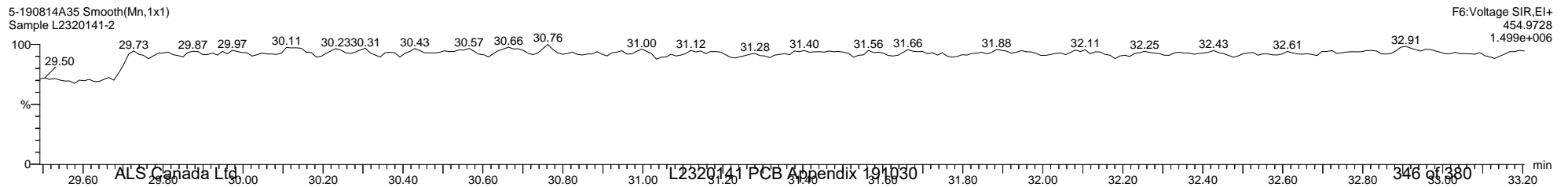
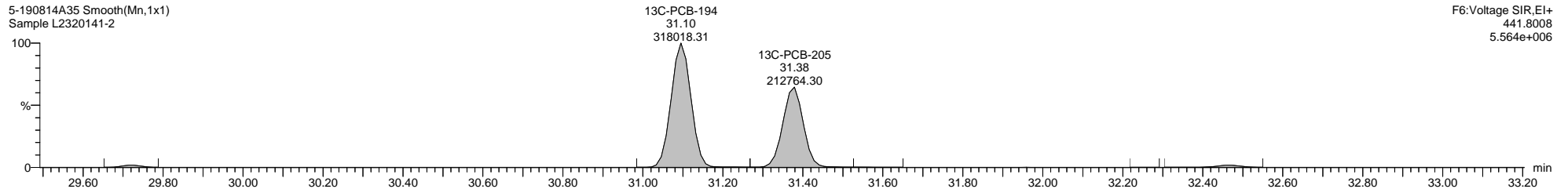
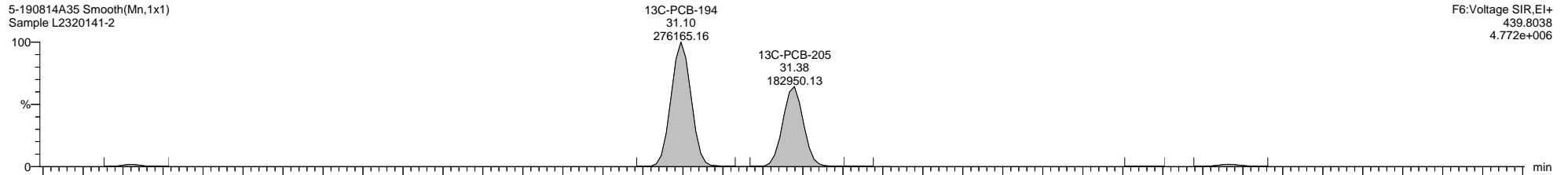
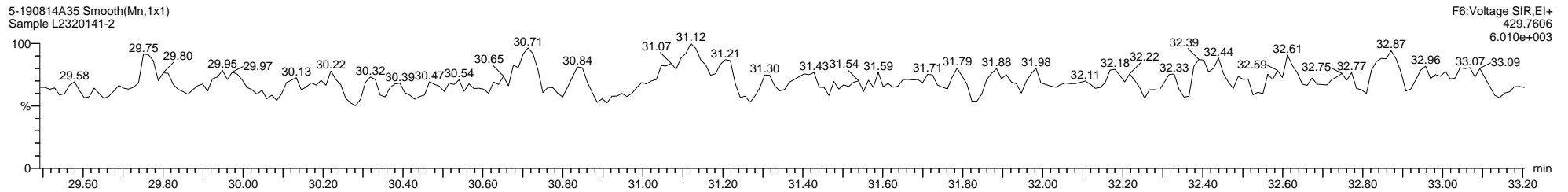
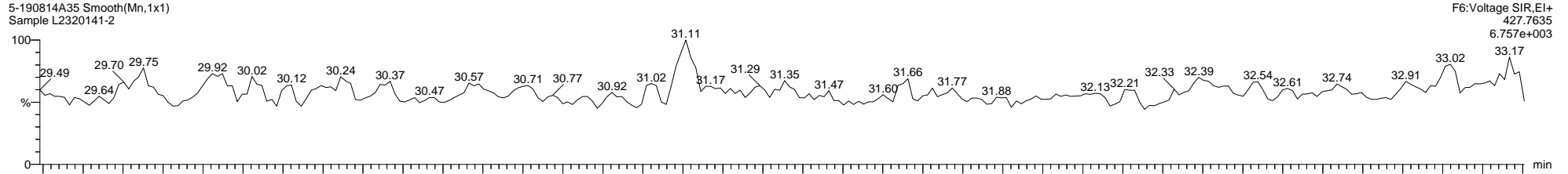
MassLynx MassLynx V4.1 SCN 901

Dataset: \\NABREWS002\Instdata\Organics Instrument\HIGHRES GCMS Completed Results Files\HR-5\1908\5-190814A3-mod-0815ES.qld

Last Altered: Thursday, August 15, 2019 17:50:29 Eastern Daylight Time

Printed: Friday, August 30, 2019 16:30:48 Eastern Daylight Time

Name: 5-190814A35, Date: 15-Aug-2019, Time: 12:00:40, ID: L2320141-2, Description: Sample, Vial: Tray1:27



Quantify Sample Template Report

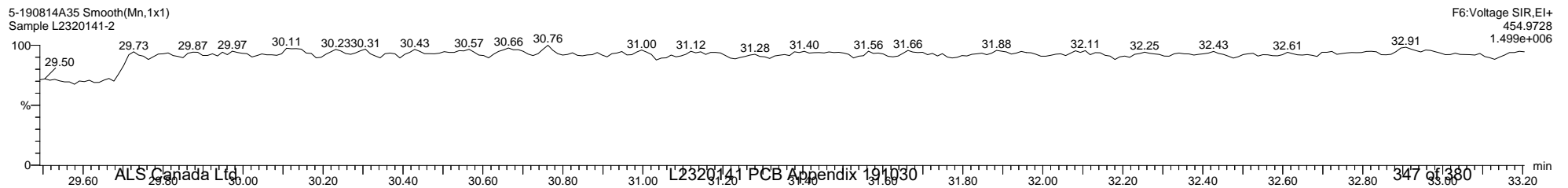
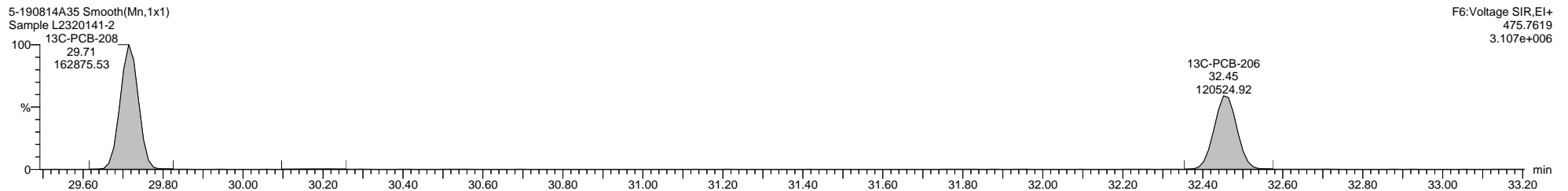

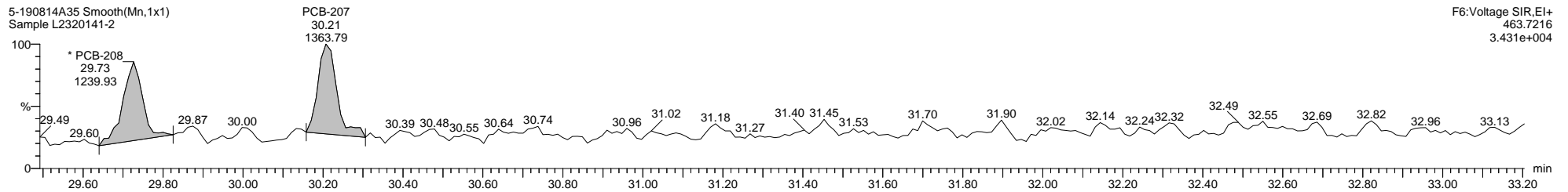
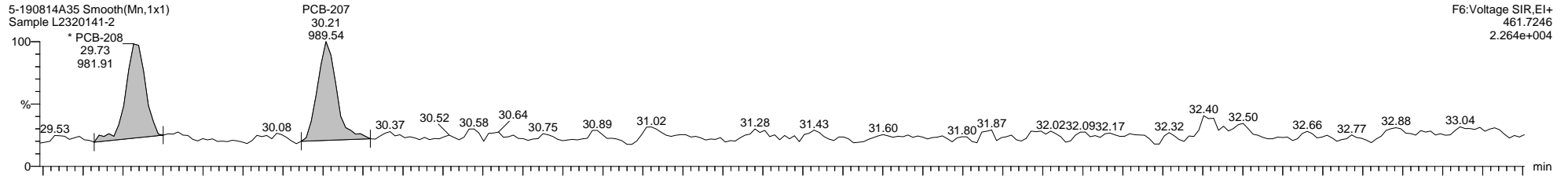
MassLynx MassLynx V4.1 SCN 901

Dataset: \\NABREWS002\Instdata\Organics Instrument\HIGHRES GCMS Completed Results Files\HR-5\1908\5-190814A3-mod-0815ES.qld

Last Altered: Thursday, August 15, 2019 17:50:29 Eastern Daylight Time

Printed: Friday, August 30, 2019 16:30:48 Eastern Daylight Time

Name: 5-190814A35, Date: 15-Aug-2019, Time: 12:00:40, ID: L2320141-2, Description: Sample, Vial: Tray1:27


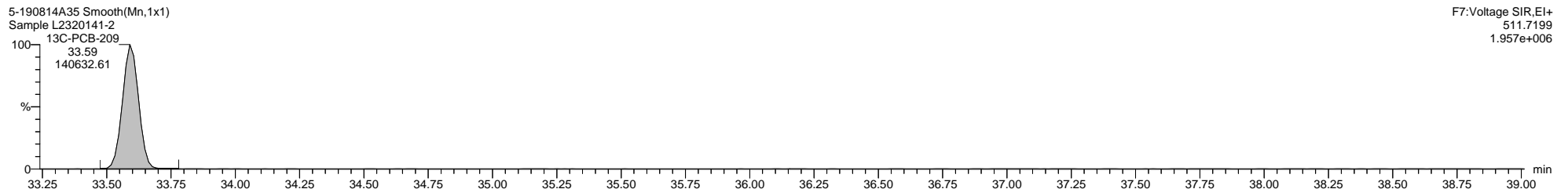
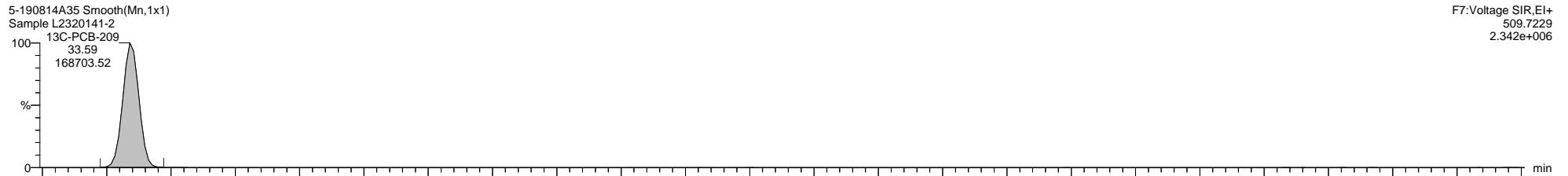
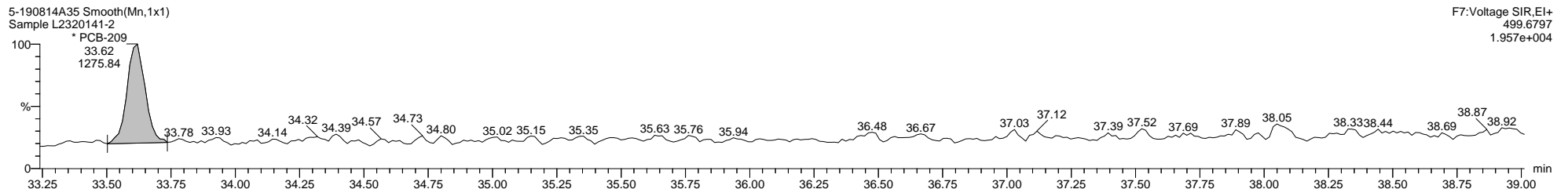
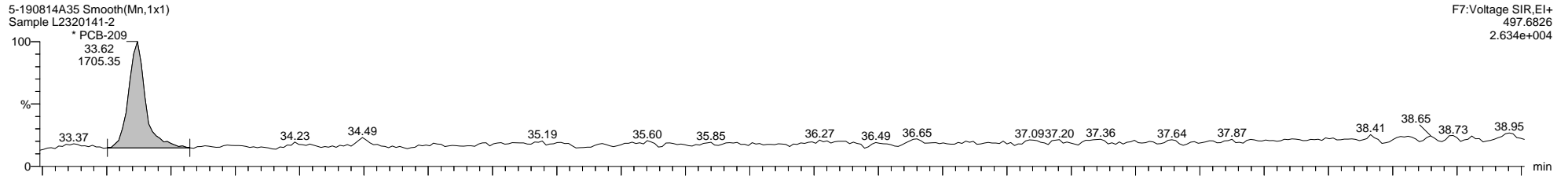


Dataset: \\NABREWS002\Instdata\Organics Instrument\HIGHRES GCMS Completed Results Files\HR-5\1908\5-190814A3-mod-0815ES.qld

Last Altered: Thursday, August 15, 2019 17:50:29 Eastern Daylight Time

Printed: Friday, August 30, 2019 16:30:48 Eastern Daylight Time

Name: 5-190814A35, Date: 15-Aug-2019, Time: 12:00:40, ID: L2320141-2, Description: Sample, Vial: Tray1:27



Quantify Sample Template Report **MassLynx MassLynx V4.1 SCN 901**

Dataset: \\NABREWS002\Instdata\Organics Instrument\HIGHRES GCMS Completed Results Files\HR-5\1908\5-190814A3-mod-0815ES.qld

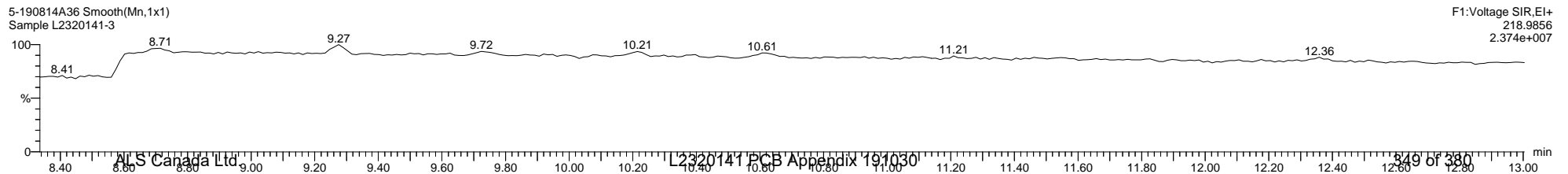
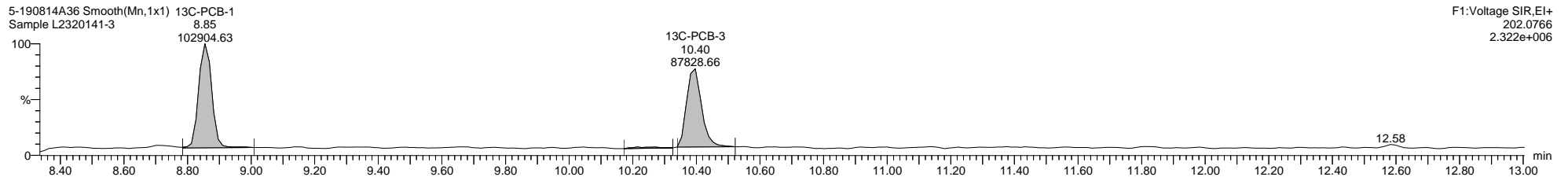
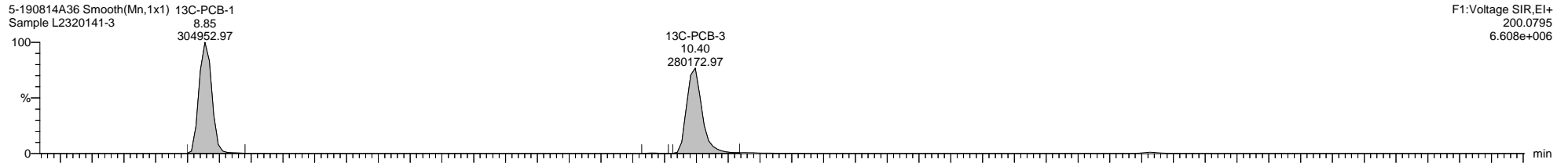
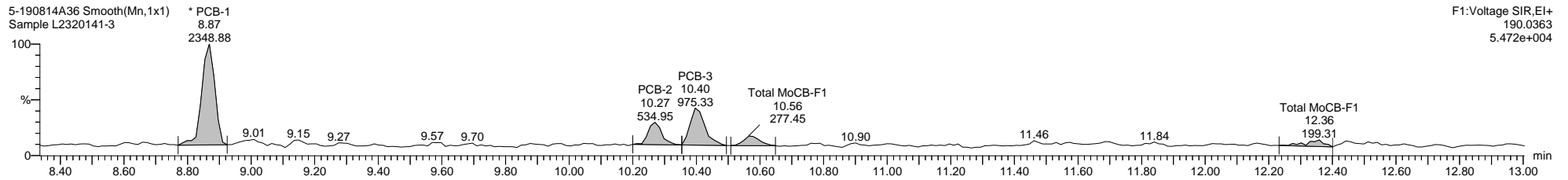
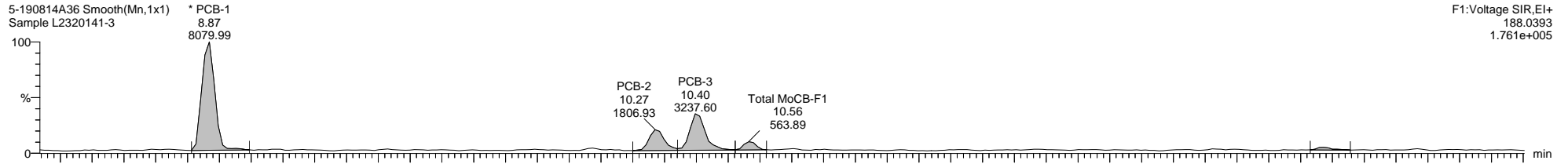
Last Altered: Thursday, August 15, 2019 17:50:29 Eastern Daylight Time

Printed: Friday, August 30, 2019 16:30:48 Eastern Daylight Time

Method: C:\MassLynx\PCB.PRO\MethDB\1668-OCTYL-1-209-190812.mdb 12 Aug 2019 13:16:16

Calibration: 15 Aug 2019 17:32:59

Name: 5-190814A36, Date: 15-Aug-2019, Time: 12:42:49, ID: L2320141-3, Description: Sample, Vial: Tray1:28



Quantify Sample Template Report

MassLynx MassLynx V4.1 SCN 901

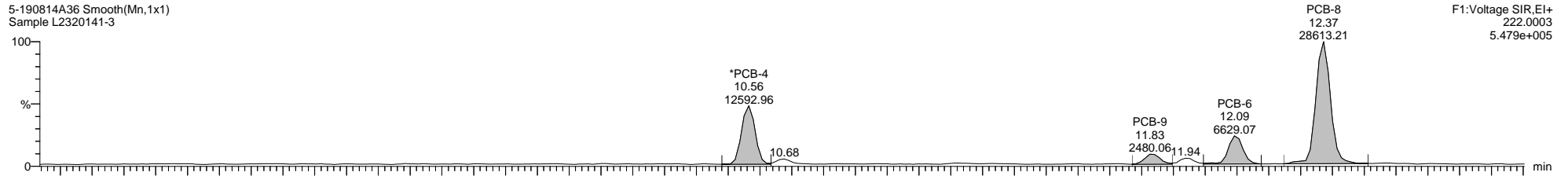
Dataset: \\NABREWS002\Instdata\Organics Instrument\HIGHRES GCMS Completed Results Files\HR-5\1908\5-190814A3-mod-0815ES.qld

Last Altered: Thursday, August 15, 2019 17:50:29 Eastern Daylight Time

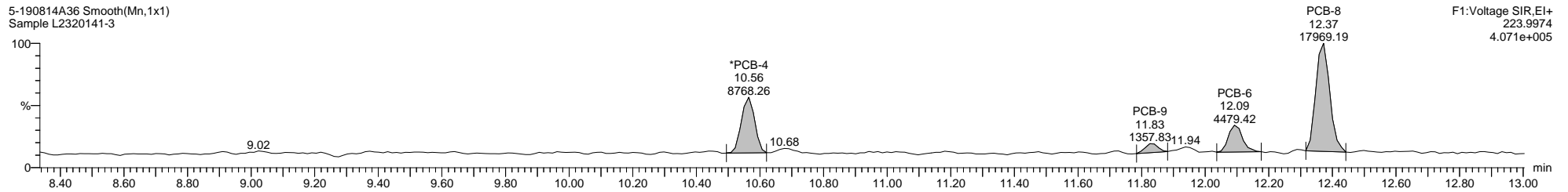
Printed: Friday, August 30, 2019 16:30:48 Eastern Daylight Time

Name: 5-190814A36, Date: 15-Aug-2019, Time: 12:42:49, ID: L2320141-3, Description: Sample, Vial: Tray1:28

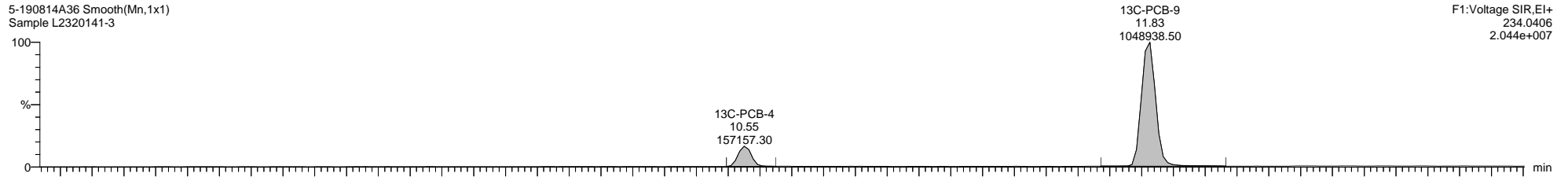
5-190814A36 Smooth(Mn,1x1)
Sample L2320141-3



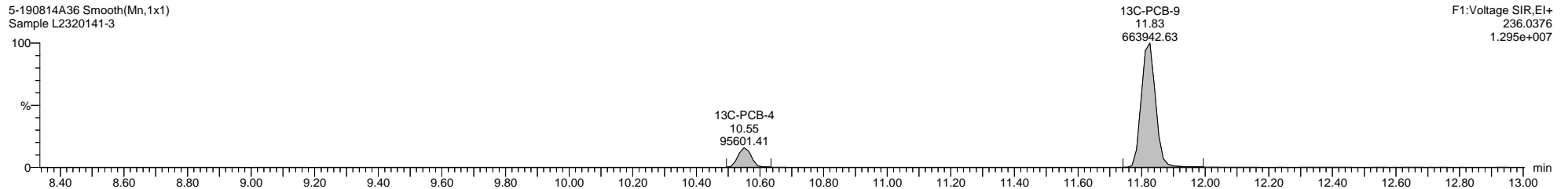
5-190814A36 Smooth(Mn,1x1)
Sample L2320141-3



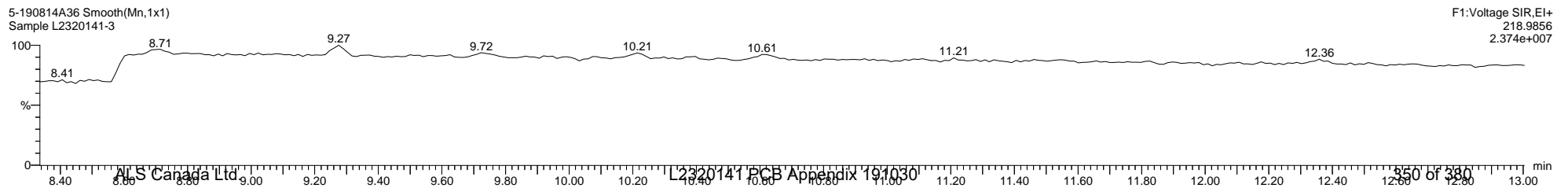
5-190814A36 Smooth(Mn,1x1)
Sample L2320141-3



5-190814A36 Smooth(Mn,1x1)
Sample L2320141-3



5-190814A36 Smooth(Mn,1x1)
Sample L2320141-3



Quantify Sample Template Report

MassLynx MassLynx V4.1 SCN 901

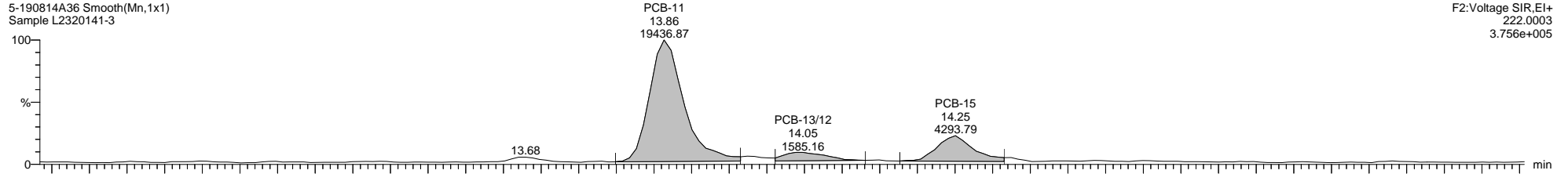
Dataset: \\NABREWS002\Instdata\Organics Instrument\HIGHRES GCMS Completed Results Files\HR-5\1908\5-190814A3-mod-0815ES.qld

Last Altered: Thursday, August 15, 2019 17:50:29 Eastern Daylight Time

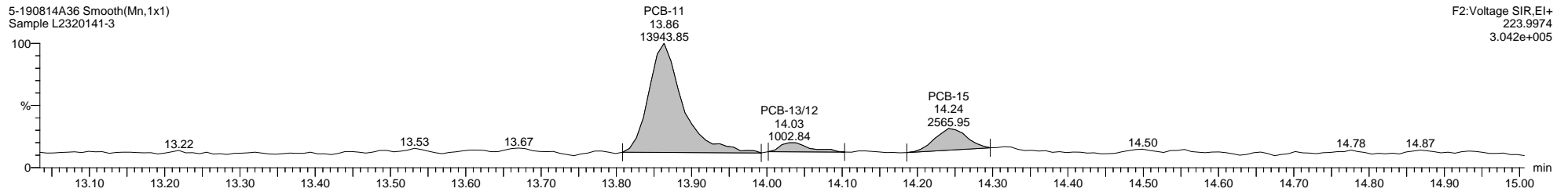
Printed: Friday, August 30, 2019 16:30:48 Eastern Daylight Time

Name: 5-190814A36, Date: 15-Aug-2019, Time: 12:42:49, ID: L2320141-3, Description: Sample, Vial: Tray1:28

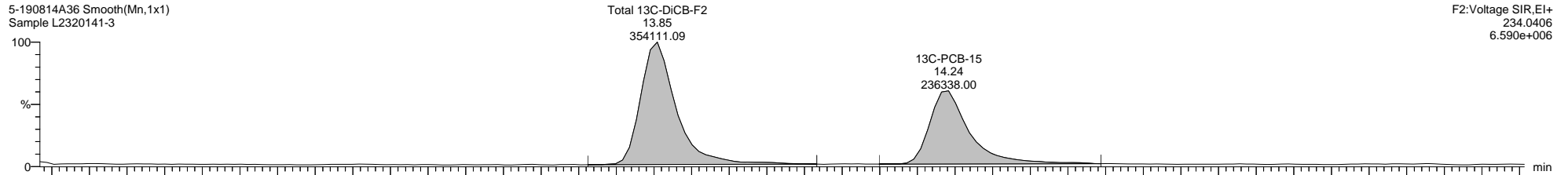
5-190814A36 Smooth(Mn,1x1)
Sample L2320141-3



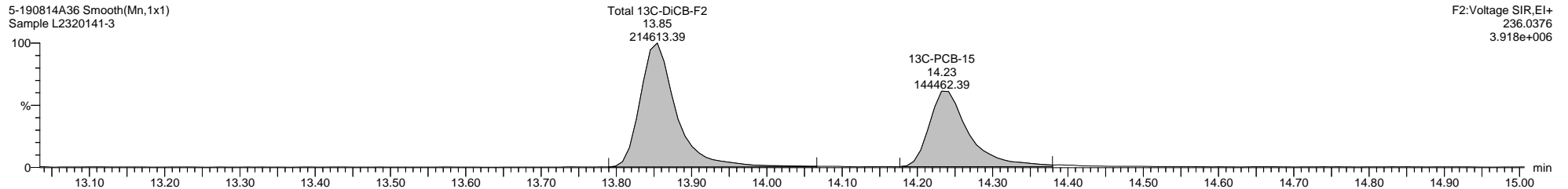
5-190814A36 Smooth(Mn,1x1)
Sample L2320141-3



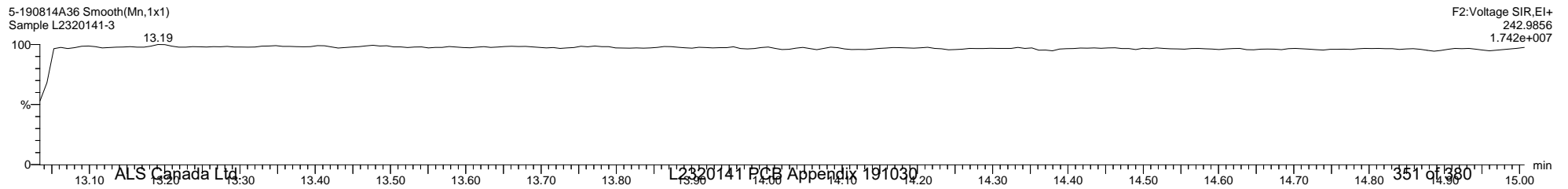
5-190814A36 Smooth(Mn,1x1)
Sample L2320141-3



5-190814A36 Smooth(Mn,1x1)
Sample L2320141-3



5-190814A36 Smooth(Mn,1x1)
Sample L2320141-3



Quantify Sample Template Report

MassLynx MassLynx V4.1 SCN 901

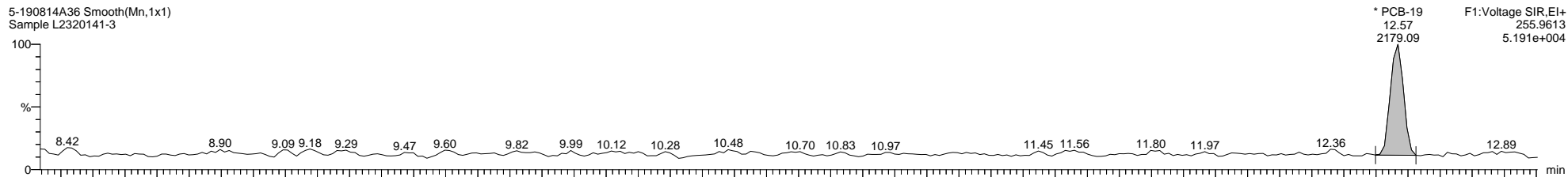
Dataset: \\NABREWS002\Instdata\Organics Instrument\HIGHRES GCMS Completed Results Files\HR-5\1908\5-190814A3-mod-0815ES.qld

Last Altered: Thursday, August 15, 2019 17:50:29 Eastern Daylight Time

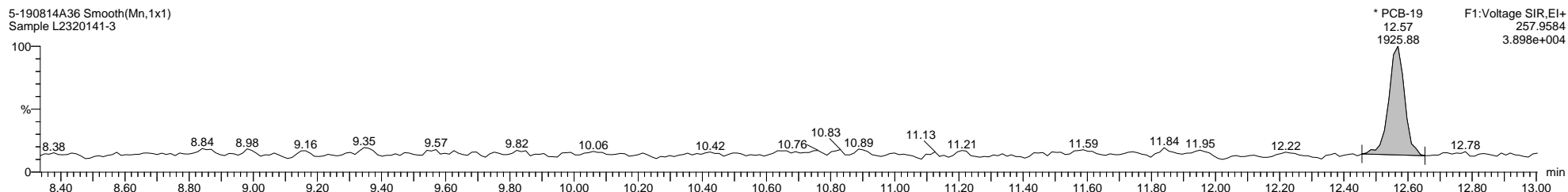
Printed: Friday, August 30, 2019 16:30:48 Eastern Daylight Time

Name: 5-190814A36, Date: 15-Aug-2019, Time: 12:42:49, ID: L2320141-3, Description: Sample, Vial: Tray1:28

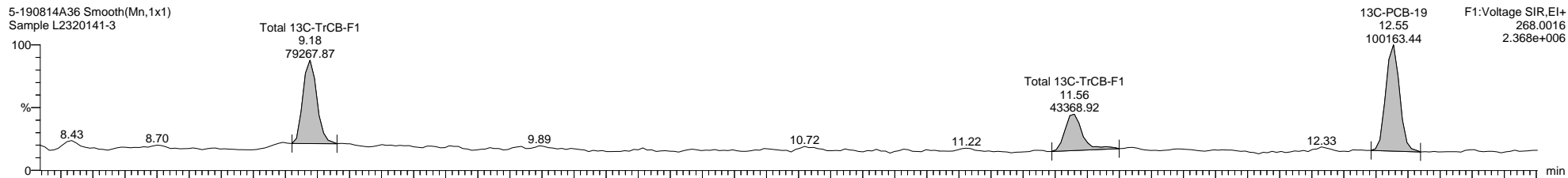
5-190814A36 Smooth(Mn,1x1)
Sample L2320141-3



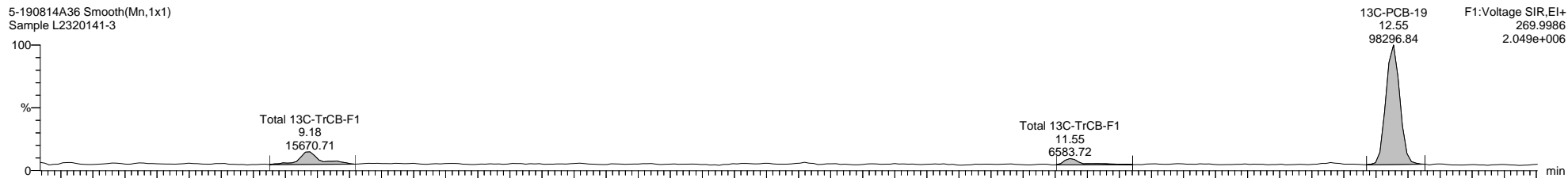
5-190814A36 Smooth(Mn,1x1)
Sample L2320141-3



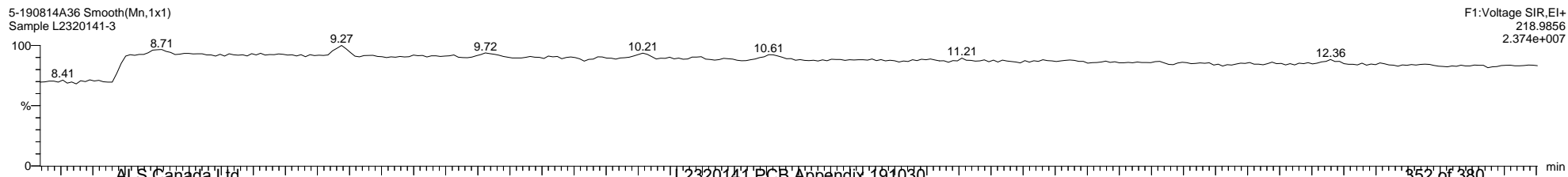
5-190814A36 Smooth(Mn,1x1)
Sample L2320141-3



5-190814A36 Smooth(Mn,1x1)
Sample L2320141-3



5-190814A36 Smooth(Mn,1x1)
Sample L2320141-3

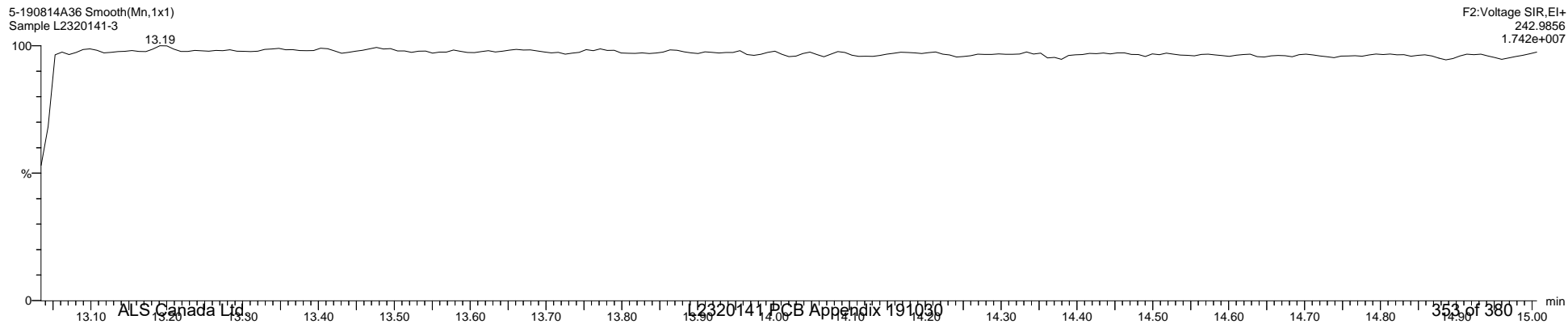
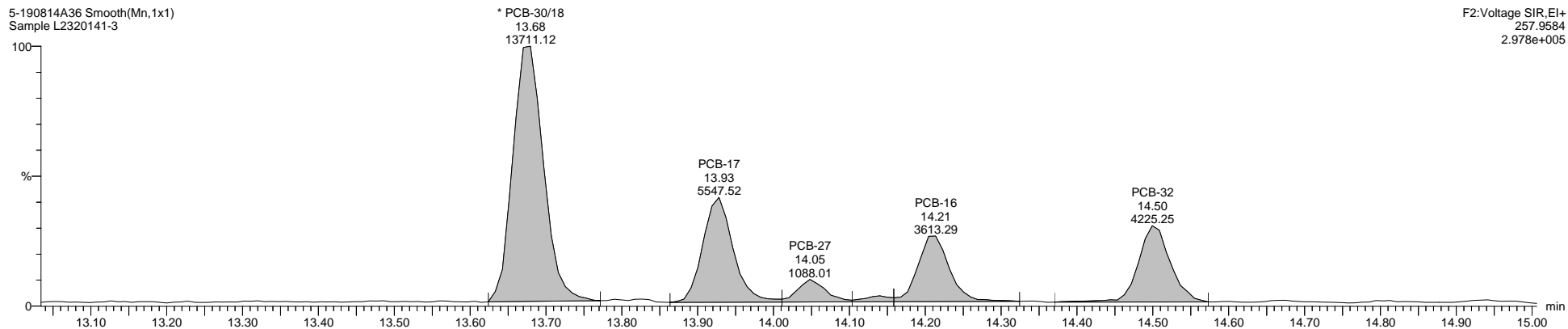
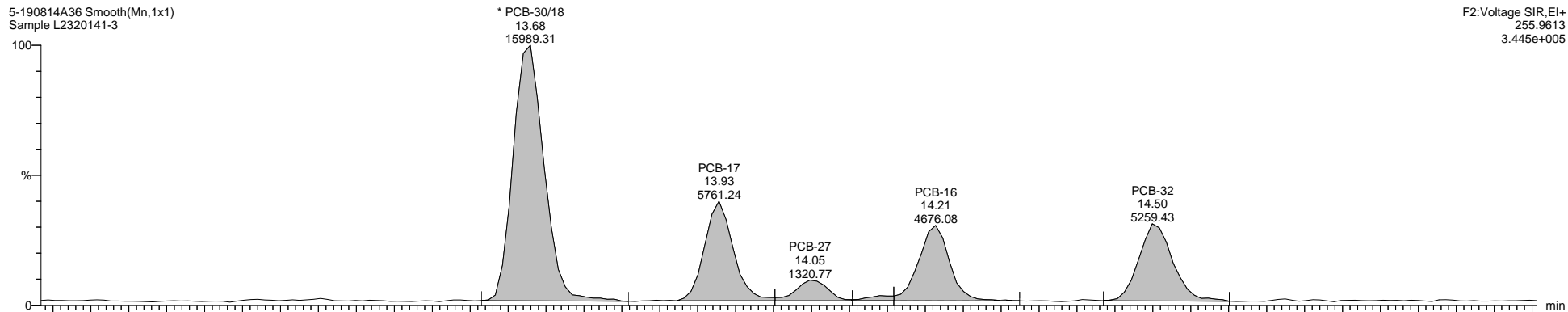


Dataset: \\NABREWS002\Instdata\Organics Instrument\HIGHRES GCMS Completed Results Files\HR-5\1908\5-190814A3-mod-0815ES.qld

Last Altered: Thursday, August 15, 2019 17:50:29 Eastern Daylight Time

Printed: Friday, August 30, 2019 16:30:48 Eastern Daylight Time

Name: 5-190814A36, Date: 15-Aug-2019, Time: 12:42:49, ID: L2320141-3, Description: Sample, Vial: Tray1:28



Quantify Sample Template Report


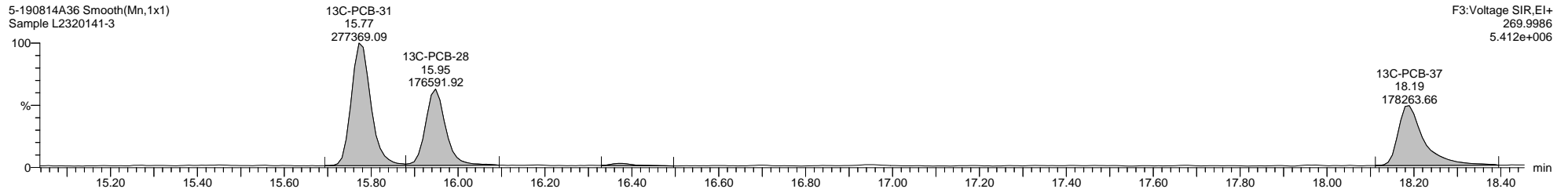
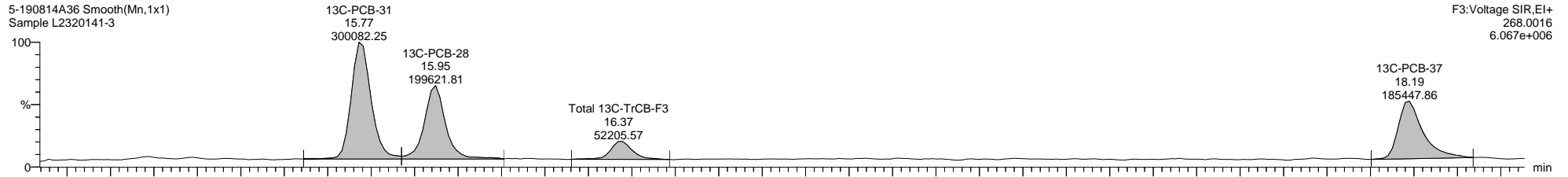
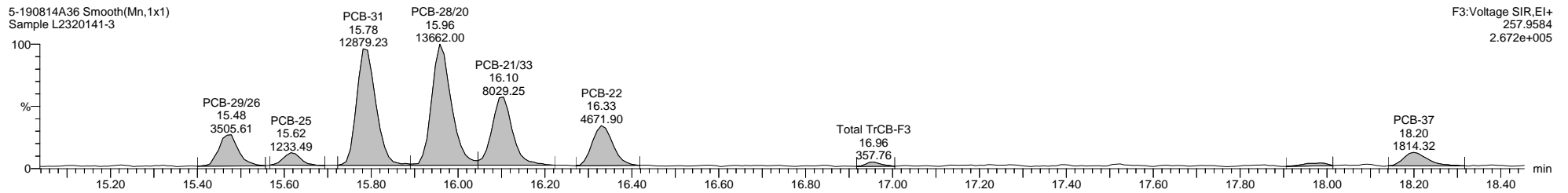
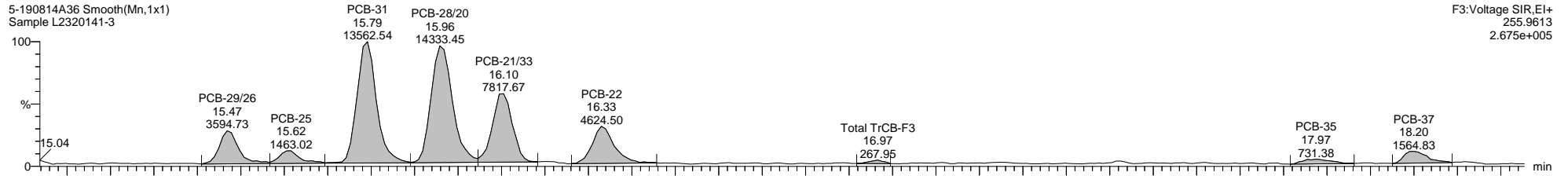
MassLynx MassLynx V4.1 SCN 901

Dataset: \\NABREWS002\Instdata\Organics Instrument\HIGHRES GCMS Completed Results Files\HR-5\1908\5-190814A3-mod-0815ES.qld

Last Altered: Thursday, August 15, 2019 17:50:29 Eastern Daylight Time

Printed: Friday, August 30, 2019 16:30:48 Eastern Daylight Time

Name: 5-190814A36, Date: 15-Aug-2019, Time: 12:42:49, ID: L2320141-3, Description: Sample, Vial: Tray1:28



Quantify Sample Template Report

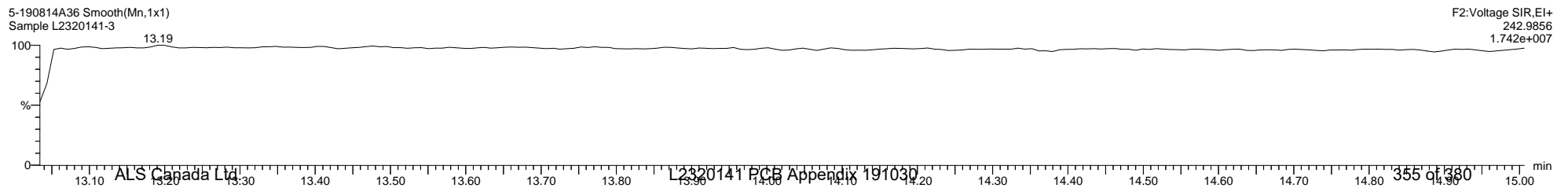
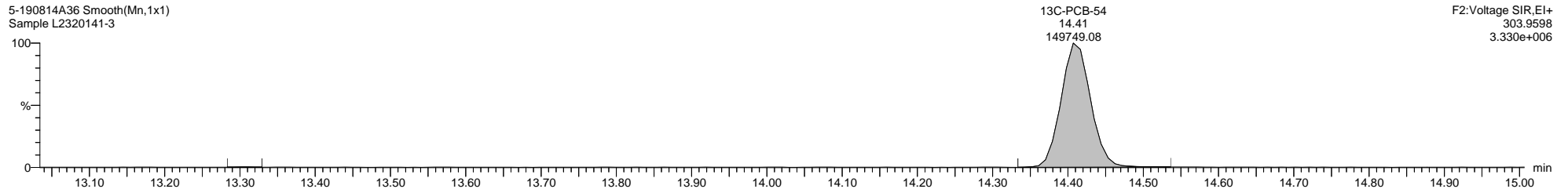

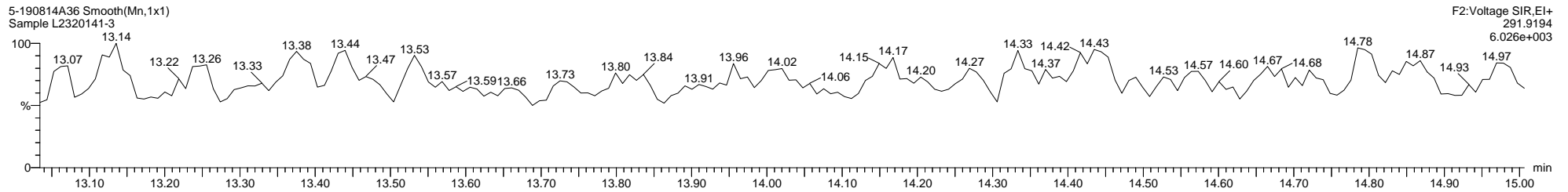
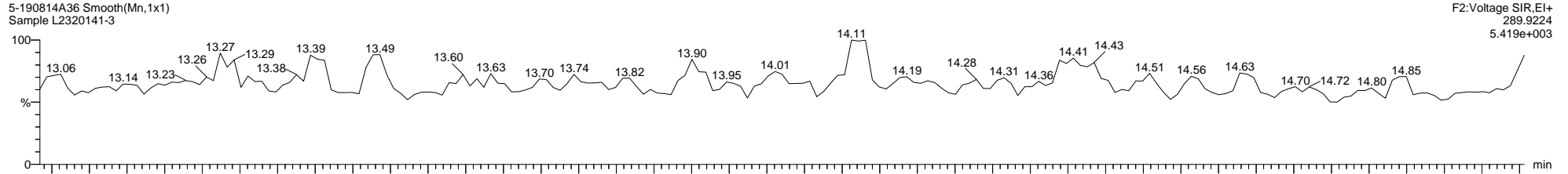
MassLynx MassLynx V4.1 SCN 901

Dataset: \\NABREWS002\Instdata\Organics Instrument\HIGHRES GCMS Completed Results Files\HR-5\1908\5-190814A3-mod-0815ES.qld

Last Altered: Thursday, August 15, 2019 17:50:29 Eastern Daylight Time

Printed: Friday, August 30, 2019 16:30:48 Eastern Daylight Time

Name: 5-190814A36, Date: 15-Aug-2019, Time: 12:42:49, ID: L2320141-3, Description: Sample, Vial: Tray1:28



Quantify Sample Template Report

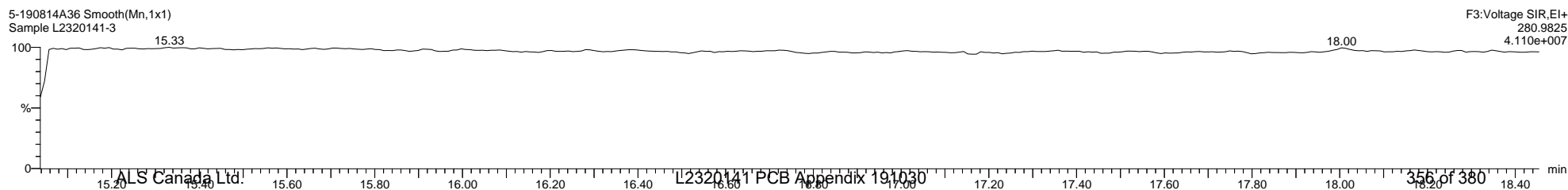
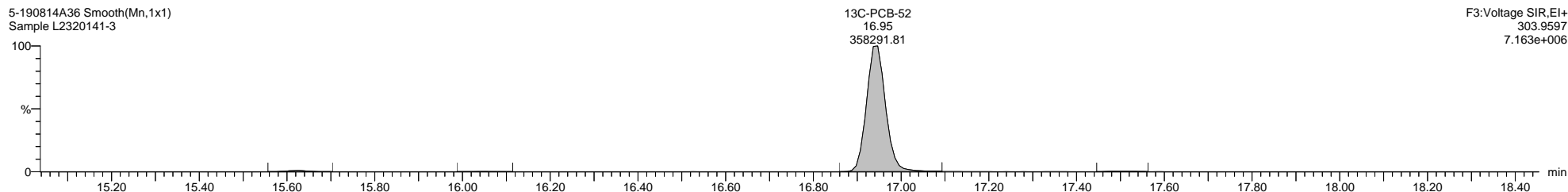
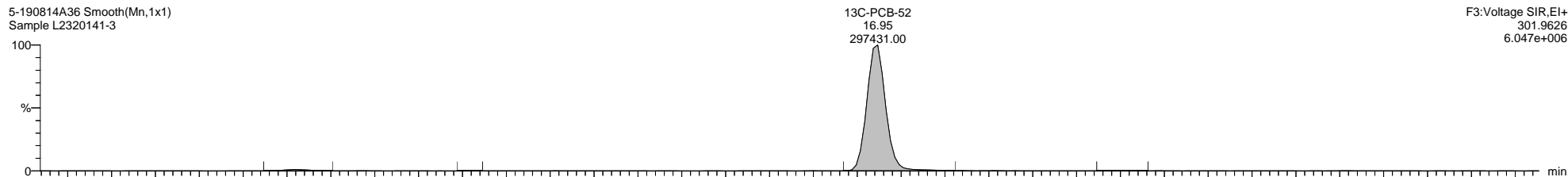
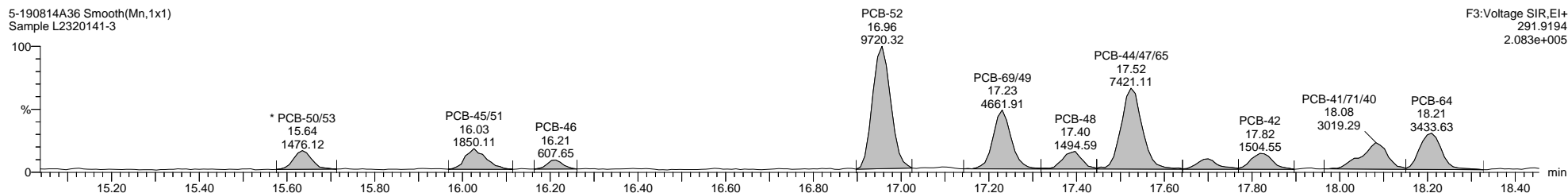
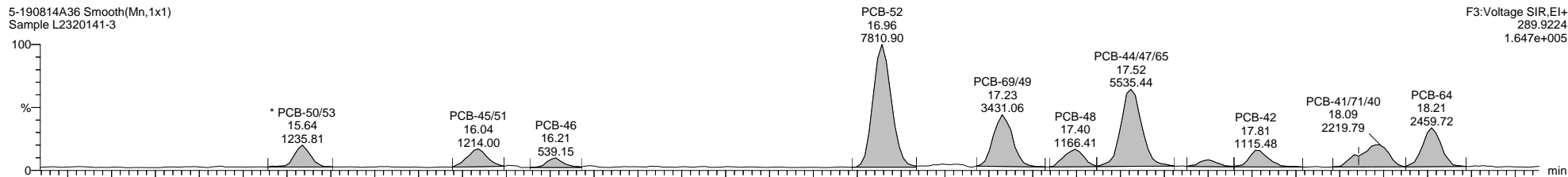
MassLynx MassLynx V4.1 SCN 901

Dataset: \\NABREWS002\Instdata\Organics Instrument\HIGHRES GCMS Completed Results Files\HR-5\1908\5-190814A3-mod-0815ES.qld

Last Altered: Thursday, August 15, 2019 17:50:29 Eastern Daylight Time

Printed: Friday, August 30, 2019 16:30:48 Eastern Daylight Time

Name: 5-190814A36, Date: 15-Aug-2019, Time: 12:42:49, ID: L2320141-3, Description: Sample, Vial: Tray1:28



Quantify Sample Template Report

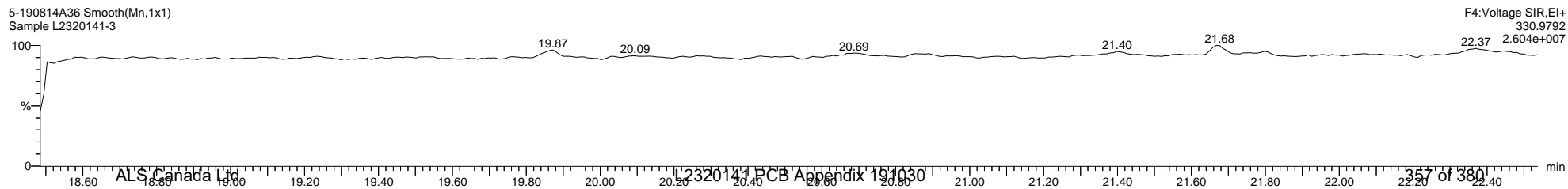
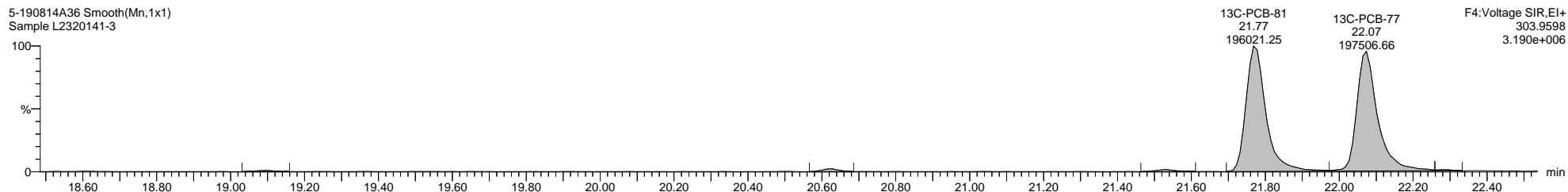

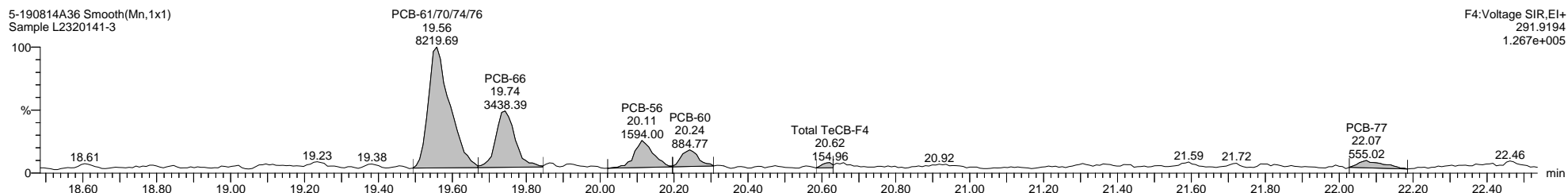
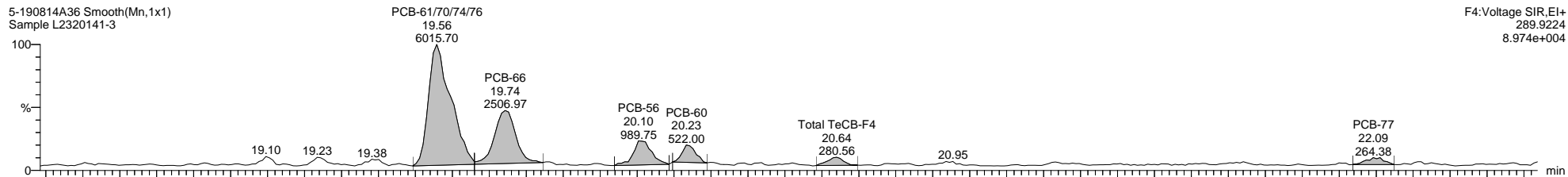
MassLynx MassLynx V4.1 SCN 901

Dataset: \\NABREWS002\Instdata\Organics Instrument\HIGHRES GCMS Completed Results Files\HR-5\1908\5-190814A3-mod-0815ES.qld

Last Altered: Thursday, August 15, 2019 17:50:29 Eastern Daylight Time

Printed: Friday, August 30, 2019 16:30:48 Eastern Daylight Time

Name: 5-190814A36, Date: 15-Aug-2019, Time: 12:42:49, ID: L2320141-3, Description: Sample, Vial: Tray1:28



Quantify Sample Template Report

MassLynx MassLynx V4.1 SCN 901

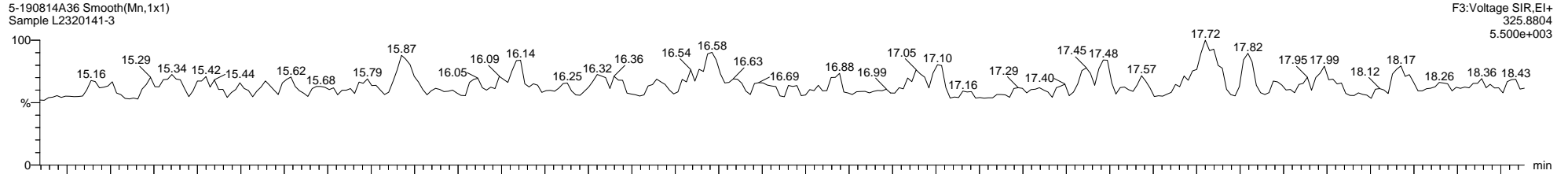
Dataset: \\NABREWS002\Instdata\Organics Instrument\HIGHRES GCMS Completed Results Files\HR-5\1908\5-190814A3-mod-0815ES.qld

Last Altered: Thursday, August 15, 2019 17:50:29 Eastern Daylight Time

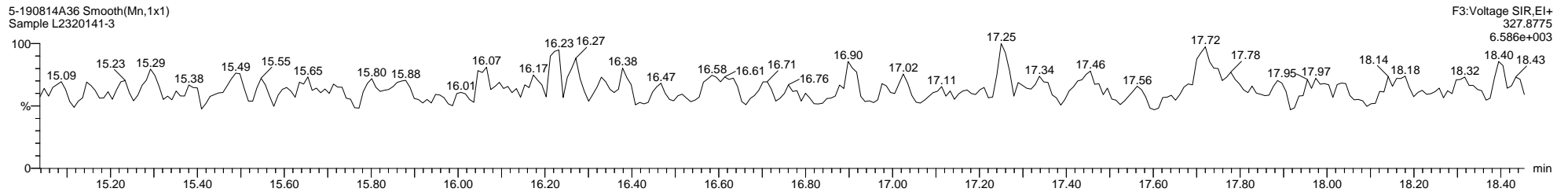
Printed: Friday, August 30, 2019 16:30:48 Eastern Daylight Time

Name: 5-190814A36, Date: 15-Aug-2019, Time: 12:42:49, ID: L2320141-3, Description: Sample, Vial: Tray1:28

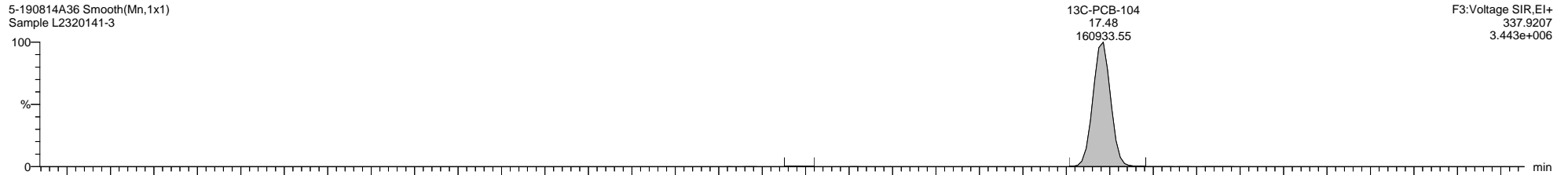
5-190814A36 Smooth(Mn,1x1)
Sample L2320141-3



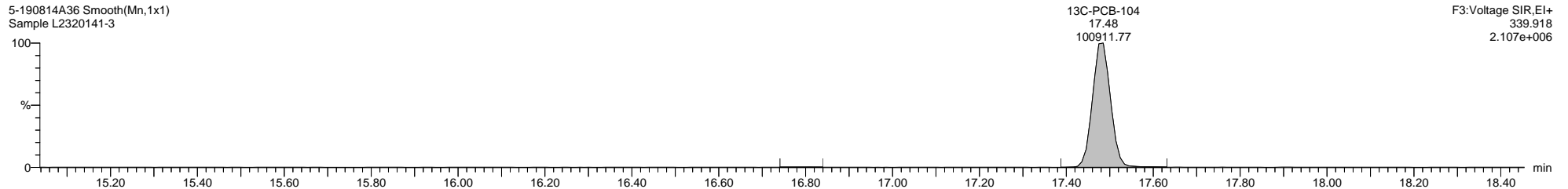
5-190814A36 Smooth(Mn,1x1)
Sample L2320141-3




5-190814A36 Smooth(Mn,1x1)
Sample L2320141-3



5-190814A36 Smooth(Mn,1x1)
Sample L2320141-3



5-190814A36 Smooth(Mn,1x1)
Sample L2320141-3



Quantify Sample Template Report

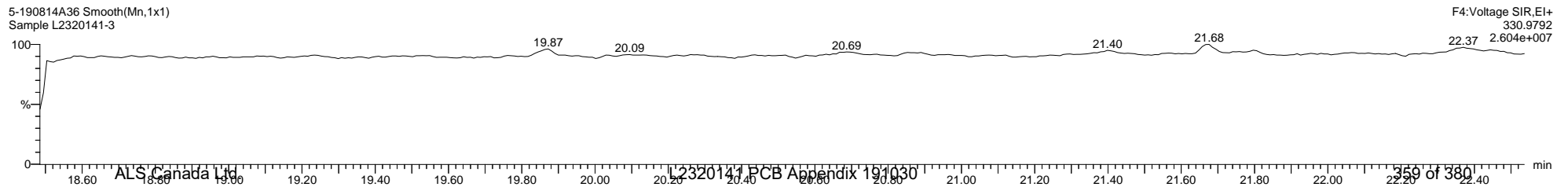
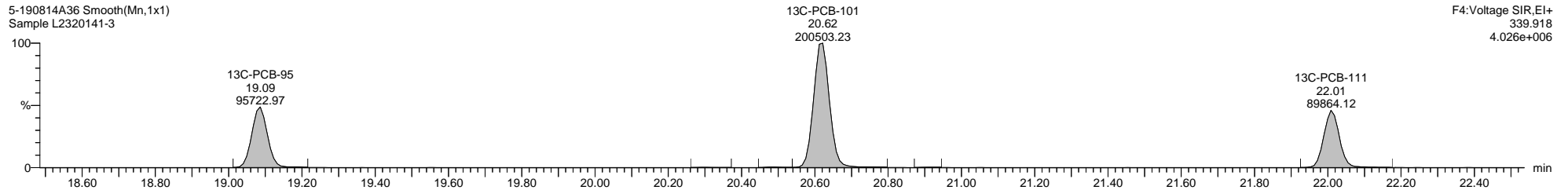
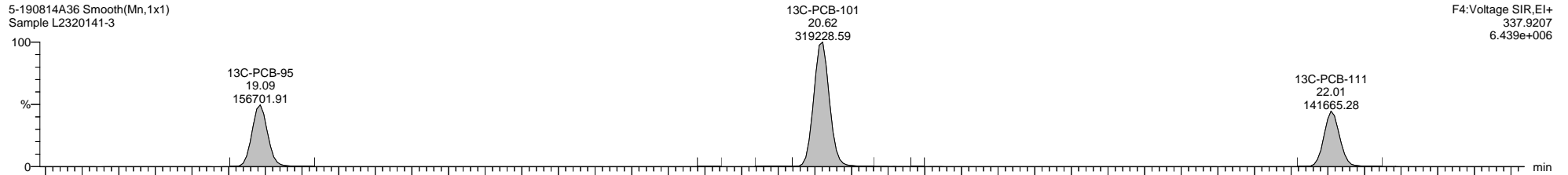
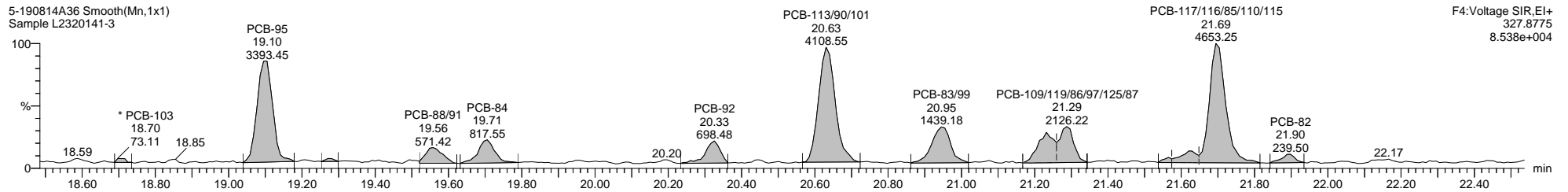
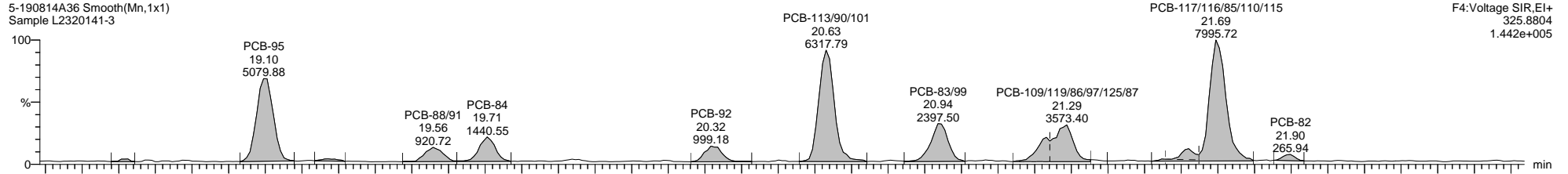
MassLynx MassLynx V4.1 SCN 901

Dataset: \\NABREWS002\Instdata\Organics Instrument\HIGHRES GCMS Completed Results Files\HR-5\1908\5-190814A3-mod-0815ES.qld

Last Altered: Thursday, August 15, 2019 17:50:29 Eastern Daylight Time

Printed: Friday, August 30, 2019 16:30:48 Eastern Daylight Time

Name: 5-190814A36, Date: 15-Aug-2019, Time: 12:42:49, ID: L2320141-3, Description: Sample, Vial: Tray1:28



Quantify Sample Template Report

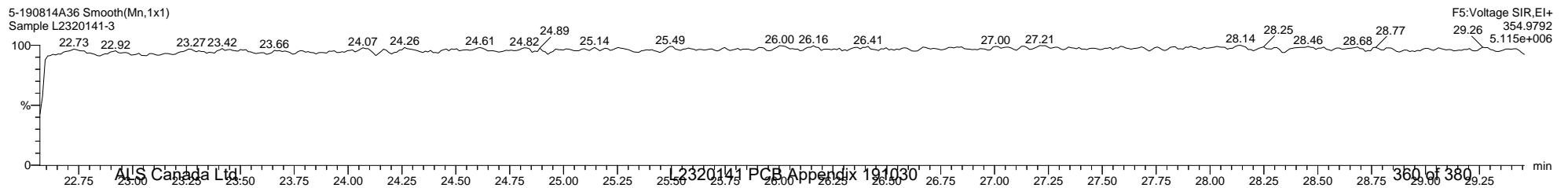
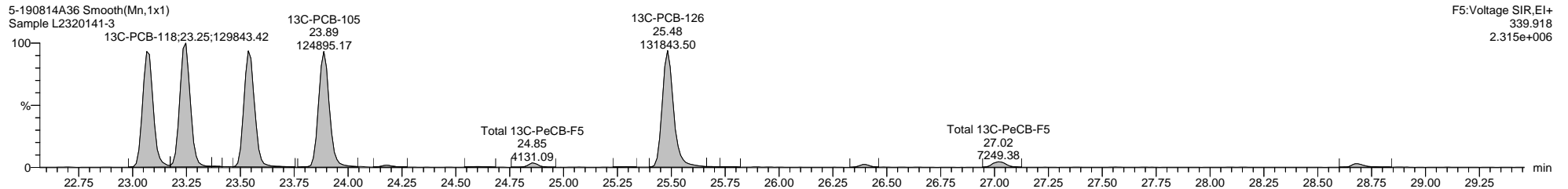
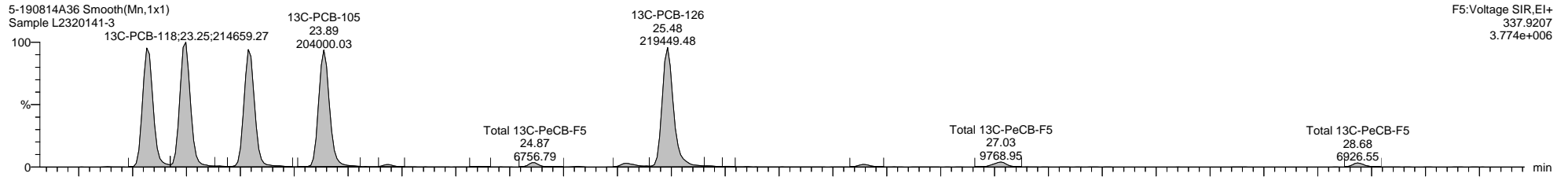
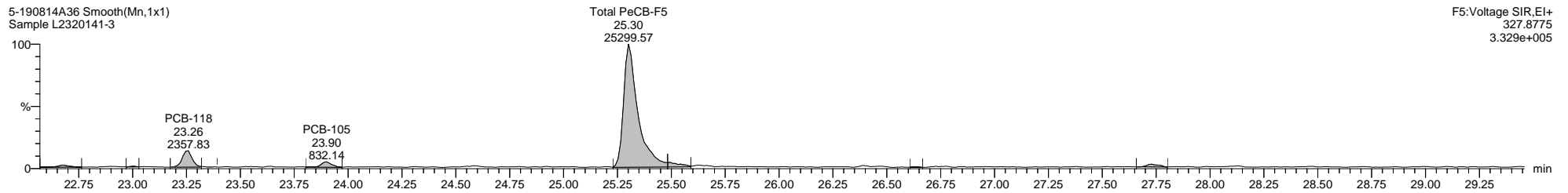
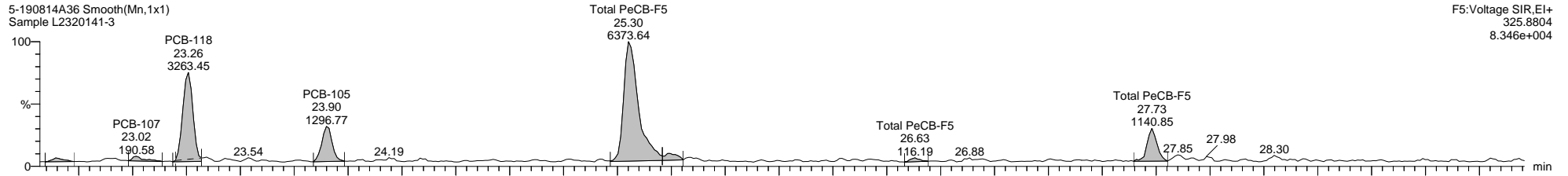
MassLynx MassLynx V4.1 SCN 901

Dataset: \\NABREWS002\Instdata\Organics Instrument\HIGHRES GCMS Completed Results Files\HR-5\1908\5-190814A3-mod-0815ES.qld

Last Altered: Thursday, August 15, 2019 17:50:29 Eastern Daylight Time

Printed: Friday, August 30, 2019 16:30:48 Eastern Daylight Time

Name: 5-190814A36, Date: 15-Aug-2019, Time: 12:42:49, ID: L2320141-3, Description: Sample, Vial: Tray1:28



Quantify Sample Template Report

MassLynx MassLynx V4.1 SCN 901

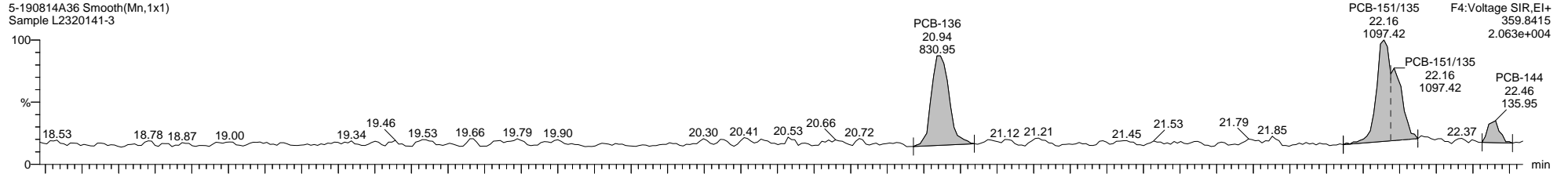
Dataset: \\NABREWS002\Instdata\Organics Instrument\HIGHRES GCMS Completed Results Files\HR-5\1908\5-190814A3-mod-0815ES.qld

Last Altered: Thursday, August 15, 2019 17:50:29 Eastern Daylight Time

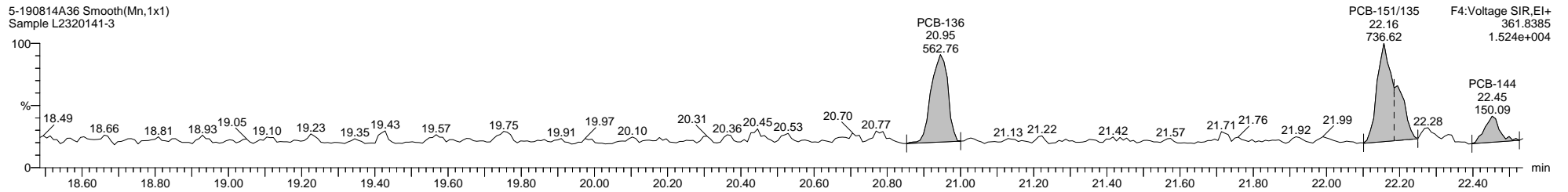
Printed: Friday, August 30, 2019 16:30:48 Eastern Daylight Time

Name: 5-190814A36, Date: 15-Aug-2019, Time: 12:42:49, ID: L2320141-3, Description: Sample, Vial: Tray1:28

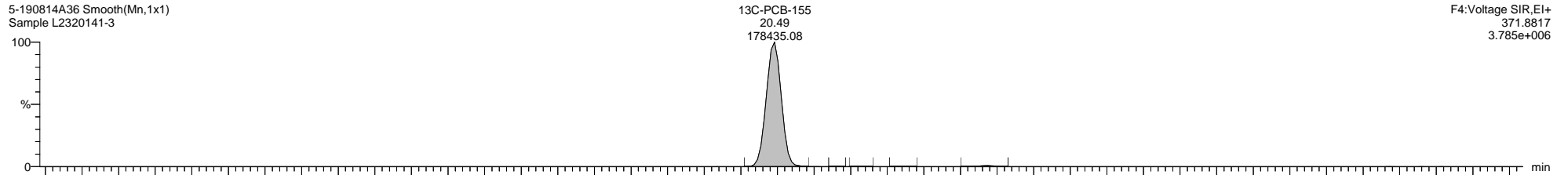
5-190814A36 Smooth(Mn,1x1)
Sample L2320141-3



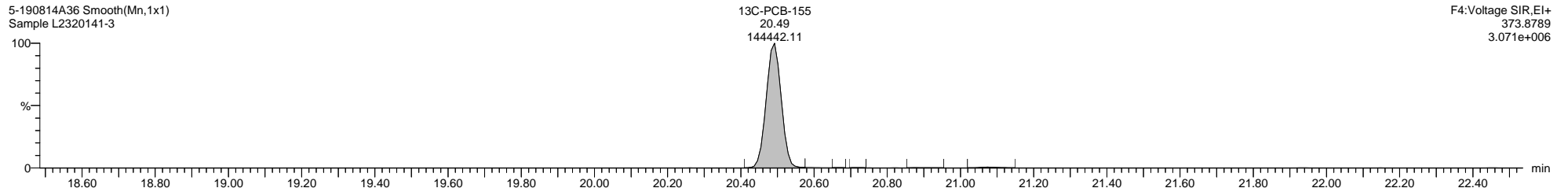
5-190814A36 Smooth(Mn,1x1)
Sample L2320141-3



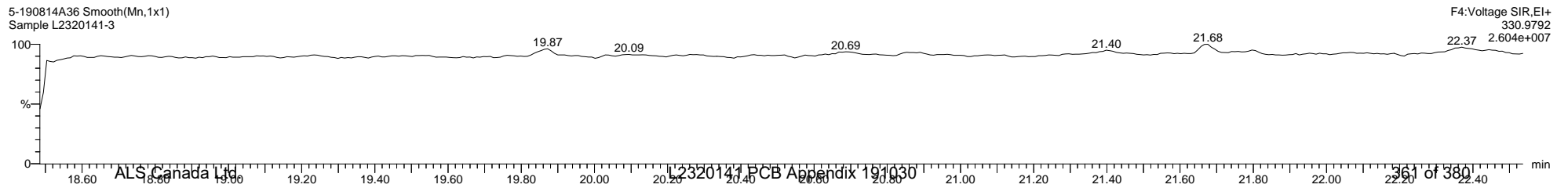
5-190814A36 Smooth(Mn,1x1)
Sample L2320141-3



5-190814A36 Smooth(Mn,1x1)
Sample L2320141-3



5-190814A36 Smooth(Mn,1x1)
Sample L2320141-3



Quantify Sample Template Report

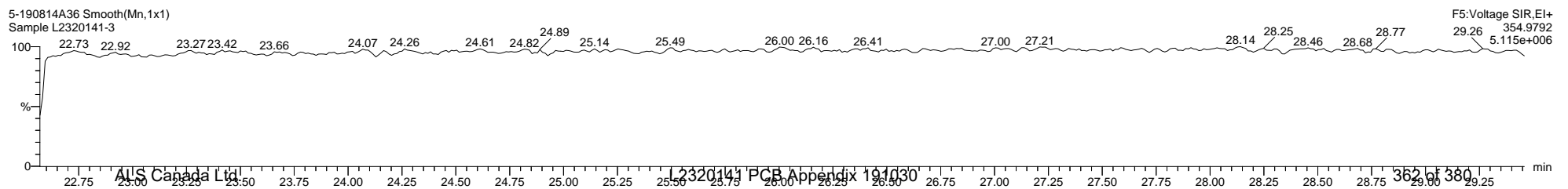
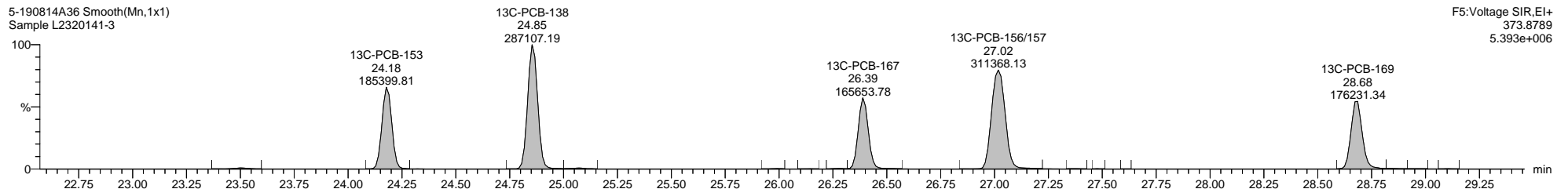
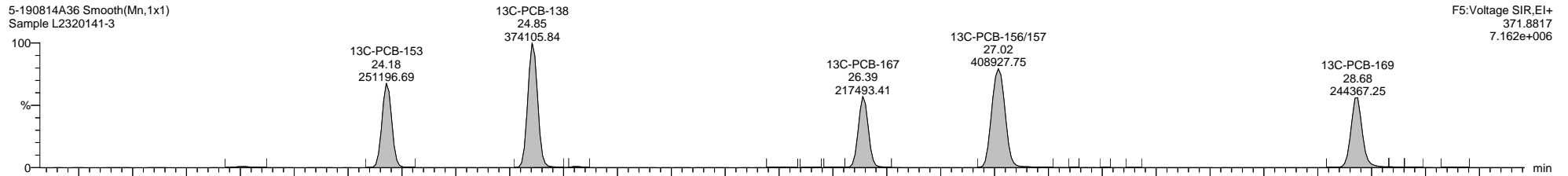
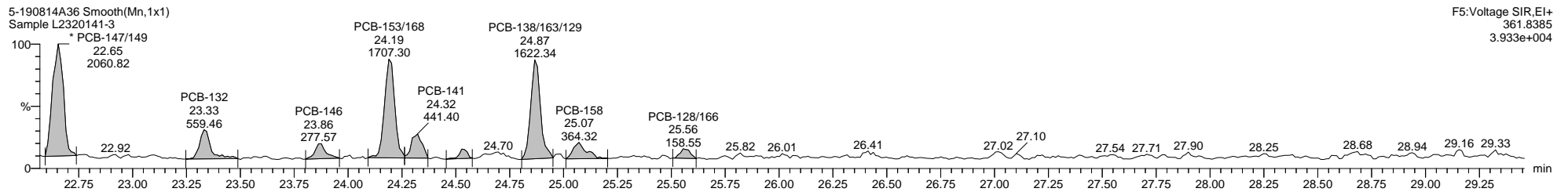
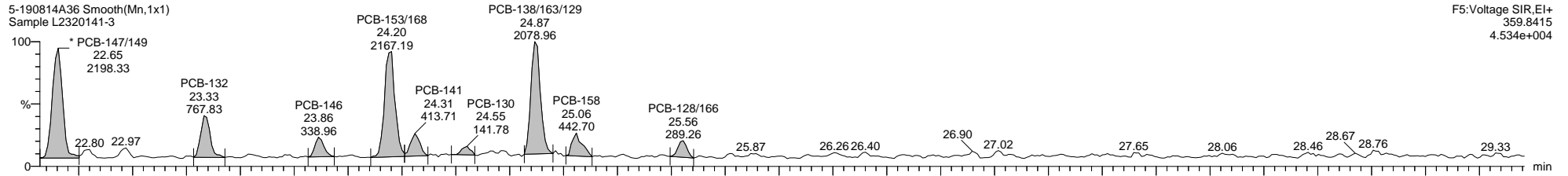
MassLynx MassLynx V4.1 SCN 901

Dataset: \\NABREWS002\Instdata\Organics Instrument\HIGHRES GCMS Completed Results Files\HR-5\1908\5-190814A3-mod-0815ES.qld

Last Altered: Thursday, August 15, 2019 17:50:29 Eastern Daylight Time

Printed: Friday, August 30, 2019 16:30:48 Eastern Daylight Time

Name: 5-190814A36, Date: 15-Aug-2019, Time: 12:42:49, ID: L2320141-3, Description: Sample, Vial: Tray1:28



Quantify Sample Template Report

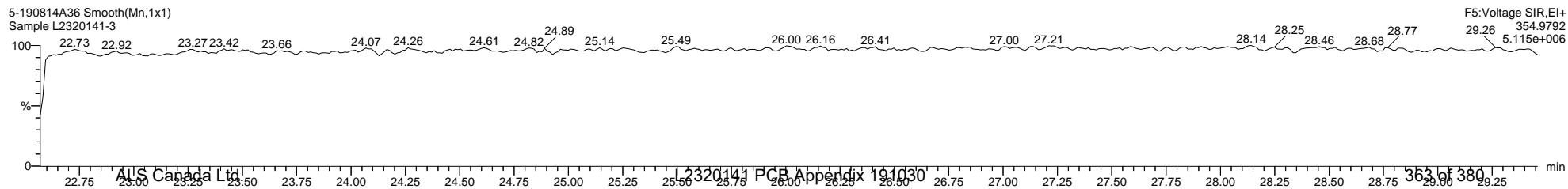
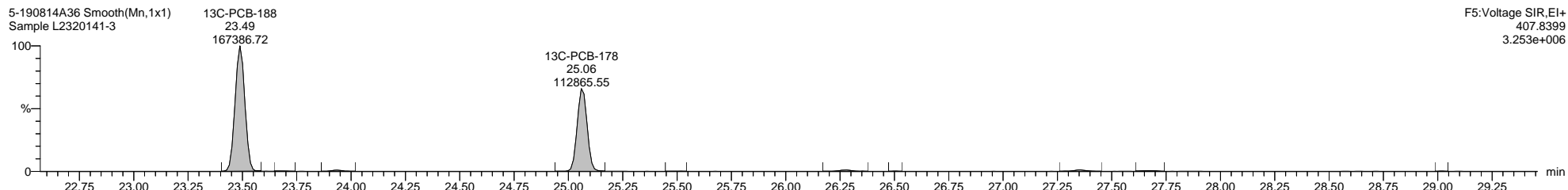
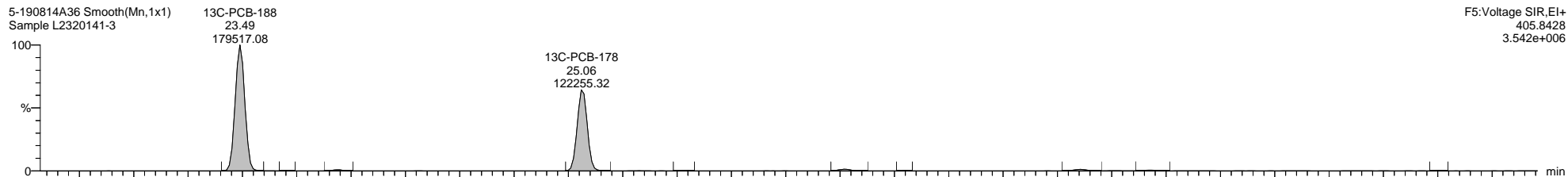
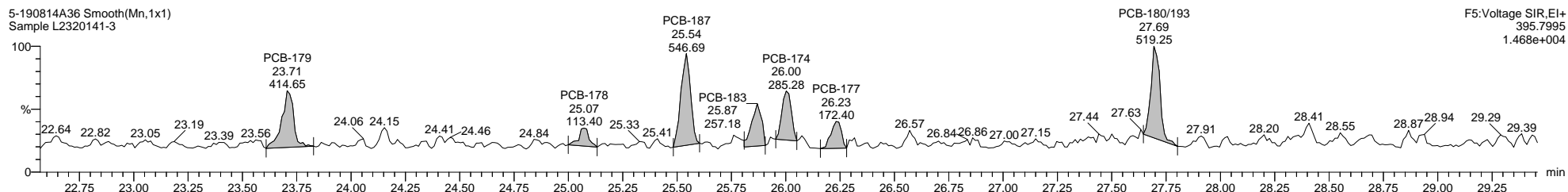
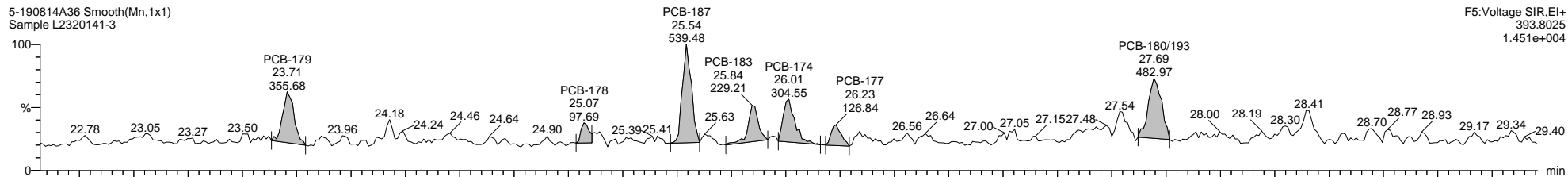
MassLynx MassLynx V4.1 SCN 901

Dataset: \\NABREWS002\Instdata\Organics Instrument\HIGHRES GCMS Completed Results Files\HR-5\1908\5-190814A3-mod-0815ES.qld

Last Altered: Thursday, August 15, 2019 17:50:29 Eastern Daylight Time

Printed: Friday, August 30, 2019 16:30:48 Eastern Daylight Time

Name: 5-190814A36, Date: 15-Aug-2019, Time: 12:42:49, ID: L2320141-3, Description: Sample, Vial: Tray1:28



Quantify Sample Template Report

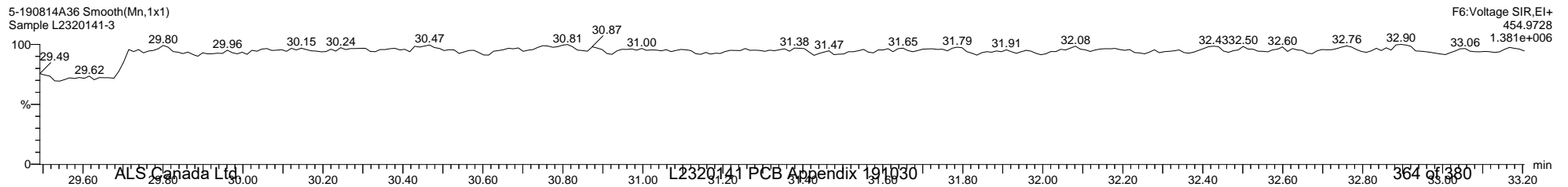
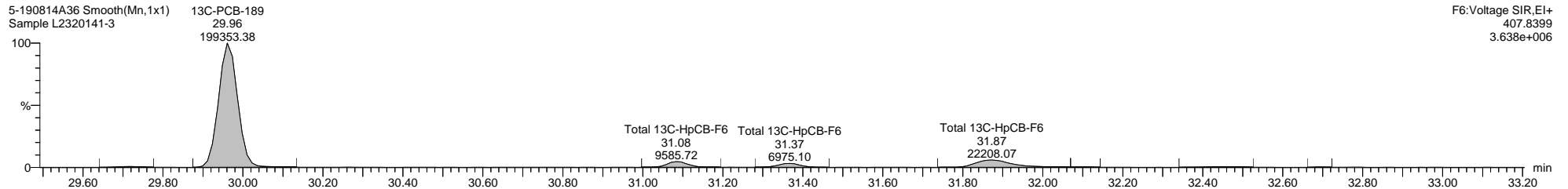
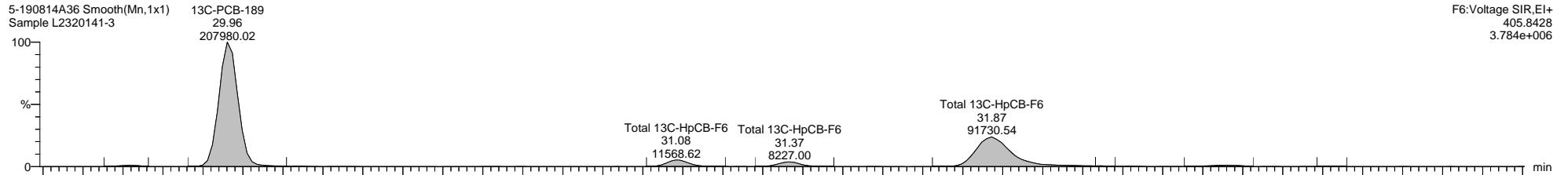
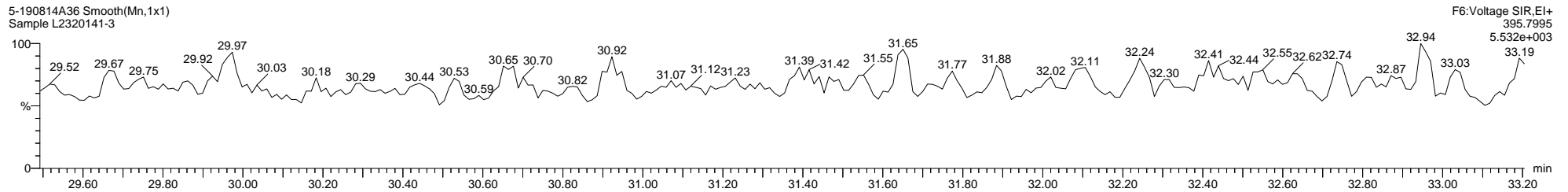
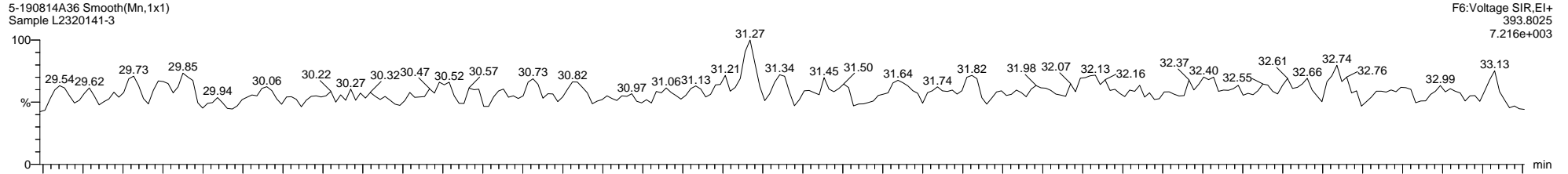
MassLynx MassLynx V4.1 SCN 901

Dataset: \\NABREWS002\Instdata\Organics Instrument\HIGHRES GCMS Completed Results Files\HR-5\1908\5-190814A3-mod-0815ES.qld

Last Altered: Thursday, August 15, 2019 17:50:29 Eastern Daylight Time

Printed: Friday, August 30, 2019 16:30:48 Eastern Daylight Time

Name: 5-190814A36, Date: 15-Aug-2019, Time: 12:42:49, ID: L2320141-3, Description: Sample, Vial: Tray1:28



Quantify Sample Template Report

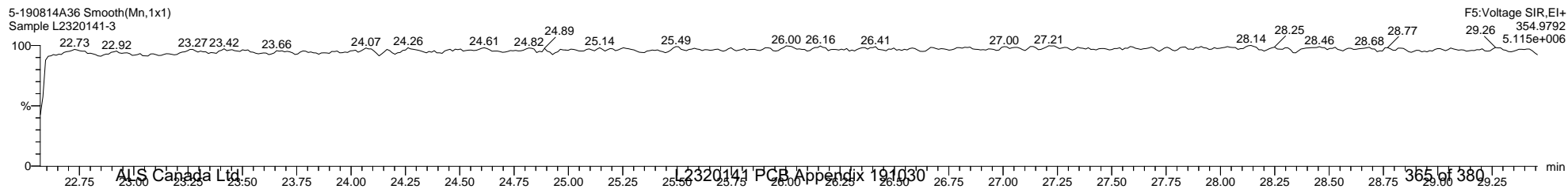
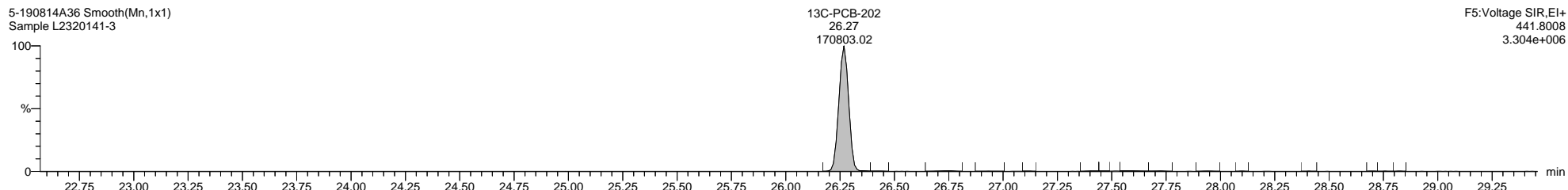
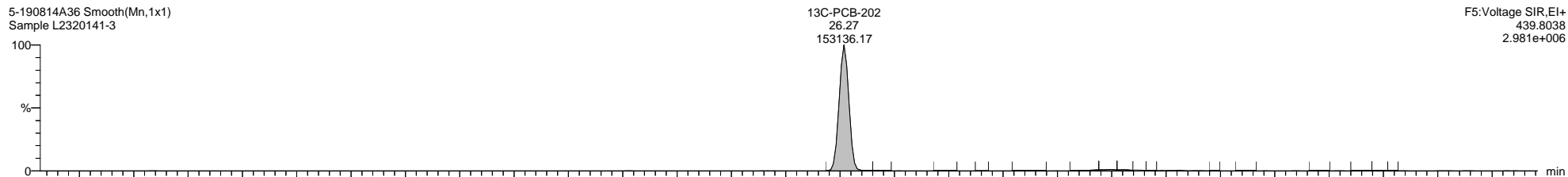
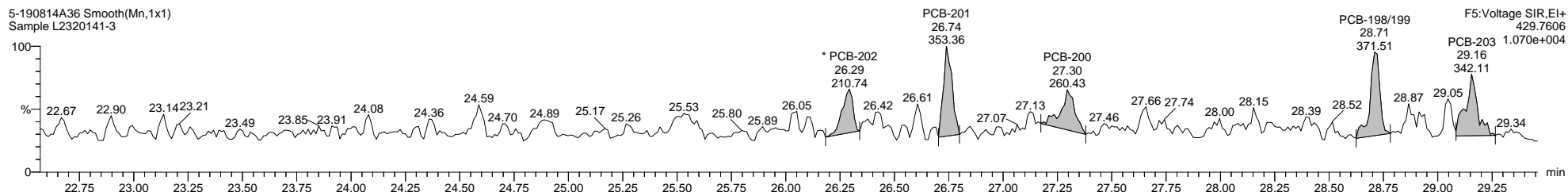
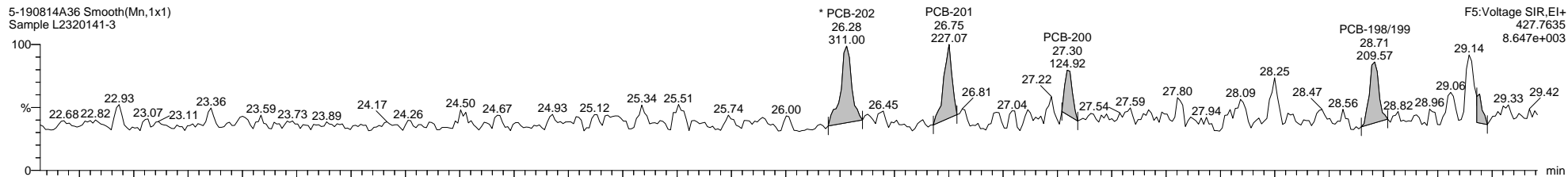
MassLynx MassLynx V4.1 SCN 901

Dataset: \\NABREWS002\Instdata\Organics Instrument\HIGHRES GCMS Completed Results Files\HR-5\1908\5-190814A3-mod-0815ES.qld

Last Altered: Thursday, August 15, 2019 17:50:29 Eastern Daylight Time

Printed: Friday, August 30, 2019 16:30:48 Eastern Daylight Time

Name: 5-190814A36, Date: 15-Aug-2019, Time: 12:42:49, ID: L2320141-3, Description: Sample, Vial: Tray1:28



Quantify Sample Template Report

MassLynx MassLynx V4.1 SCN 901

Dataset: \\NABREWS002\Instdata\Organics Instrument\HIGHRES GCMS Completed Results Files\HR-5\1908\5-190814A3-mod-0815ES.qld

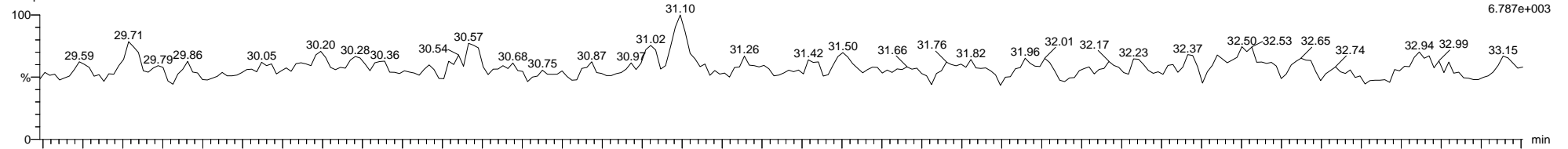
Last Altered: Thursday, August 15, 2019 17:50:29 Eastern Daylight Time

Printed: Friday, August 30, 2019 16:30:48 Eastern Daylight Time

Name: 5-190814A36, Date: 15-Aug-2019, Time: 12:42:49, ID: L2320141-3, Description: Sample, Vial: Tray1:28

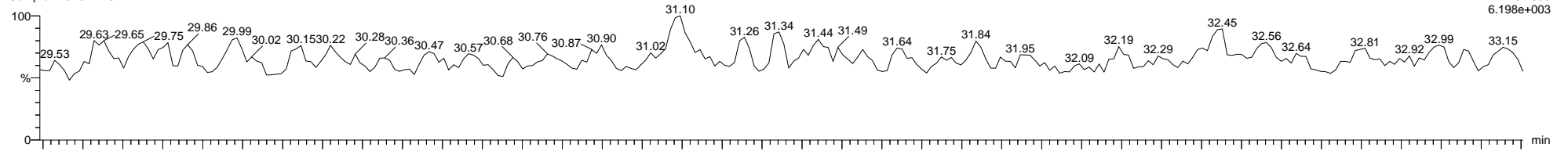
5-190814A36 Smooth(Mn,1x1)
Sample L2320141-3

F6:Voltage SIR,EI+
427.7635
6.787e+003



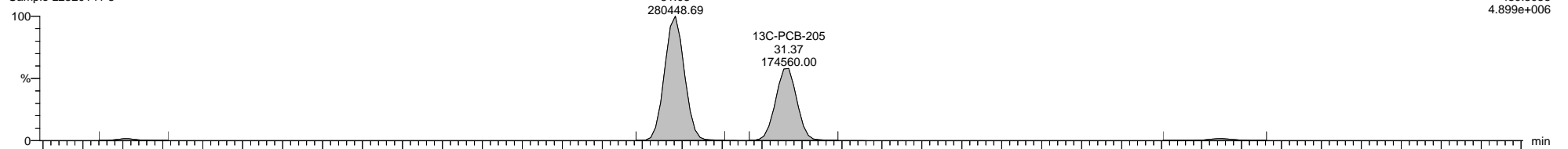
5-190814A36 Smooth(Mn,1x1)
Sample L2320141-3

F6:Voltage SIR,EI+
429.7606
6.198e+003



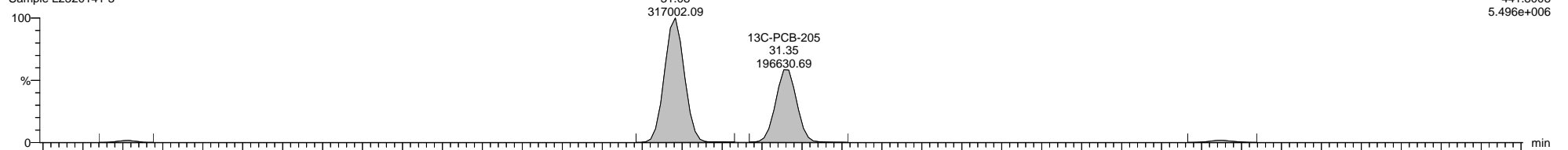
5-190814A36 Smooth(Mn,1x1)
Sample L2320141-3

F6:Voltage SIR,EI+
439.8038
4.899e+006



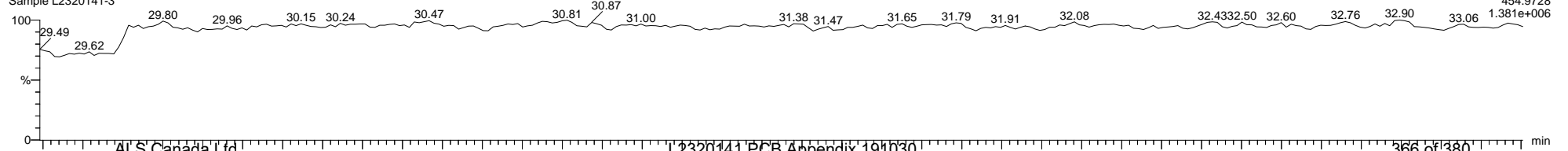
5-190814A36 Smooth(Mn,1x1)
Sample L2320141-3

F6:Voltage SIR,EI+
441.8008
5.496e+006



5-190814A36 Smooth(Mn,1x1)
Sample L2320141-3

F6:Voltage SIR,EI+
454.9728
1.381e+006



Quantify Sample Template Report

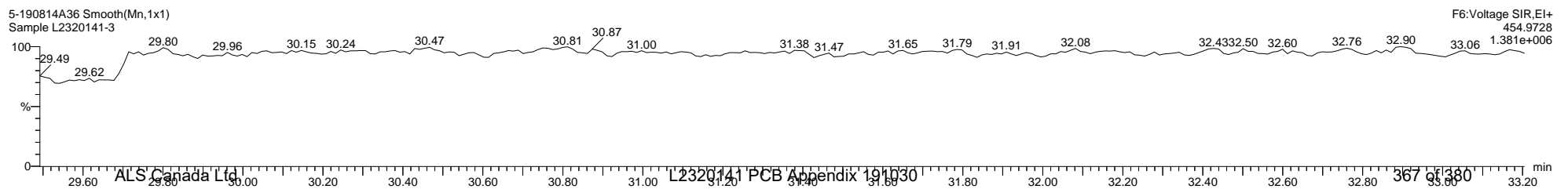
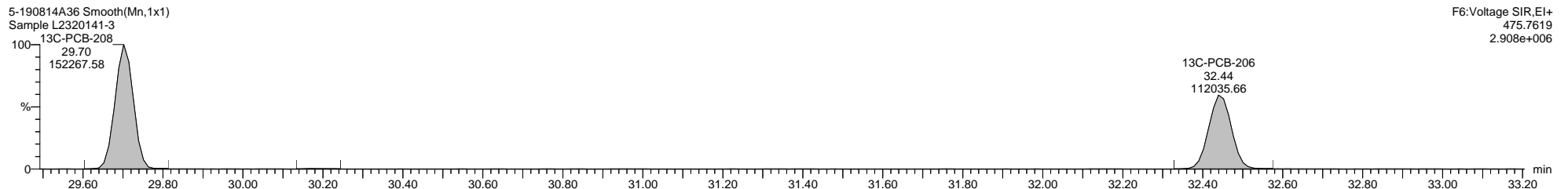

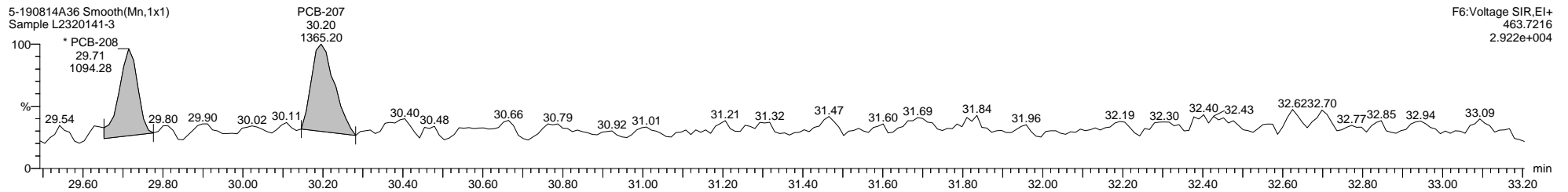
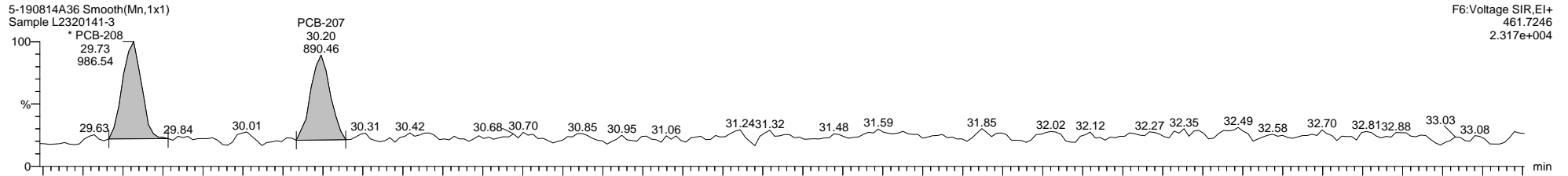
MassLynx MassLynx V4.1 SCN 901

Dataset: \\NABREWS002\Instdata\Organics Instrument\HIGHRES GCMS Completed Results Files\HR-5\1908\5-190814A3-mod-0815ES.qld

Last Altered: Thursday, August 15, 2019 17:50:29 Eastern Daylight Time

Printed: Friday, August 30, 2019 16:30:48 Eastern Daylight Time

Name: 5-190814A36, Date: 15-Aug-2019, Time: 12:42:49, ID: L2320141-3, Description: Sample, Vial: Tray1:28



Quantify Sample Template Report

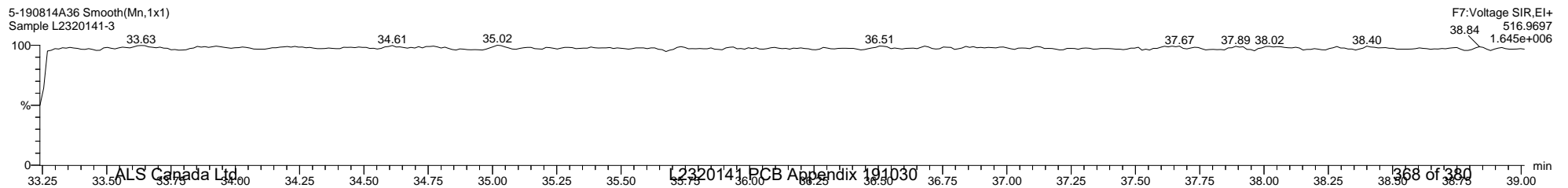
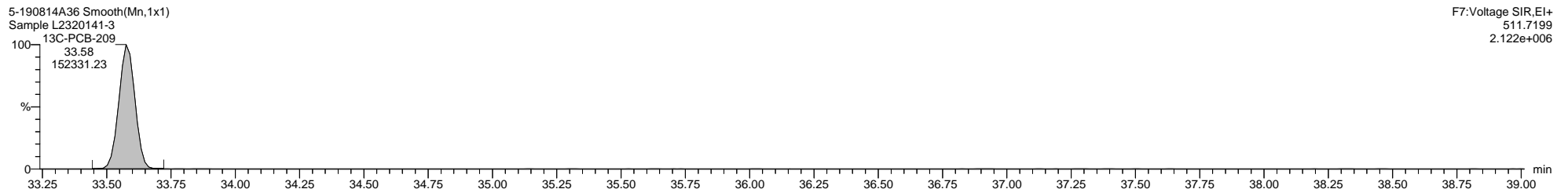
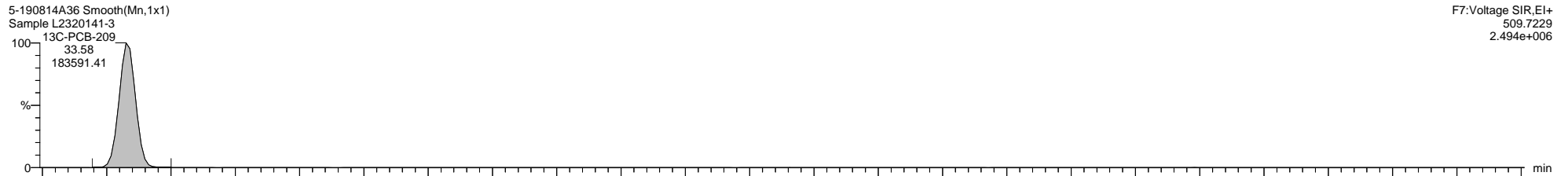
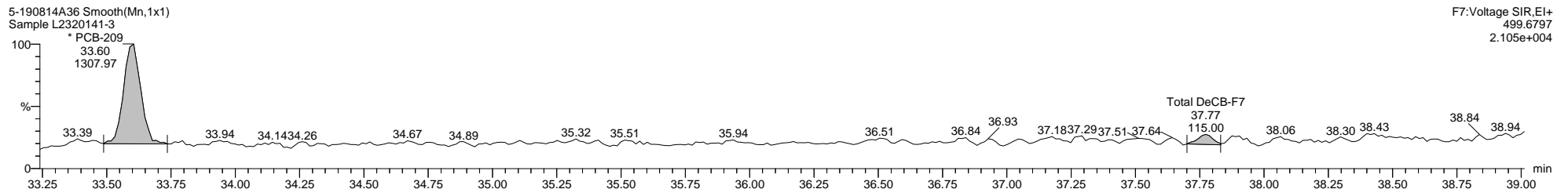
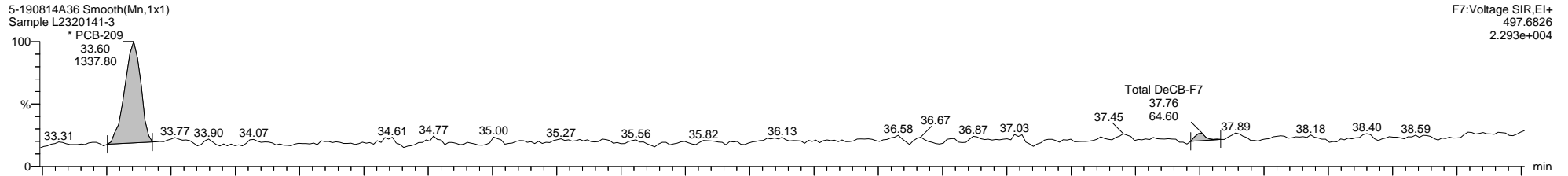
MassLynx MassLynx V4.1 SCN 901

Dataset: \\NABREWS002\Instdata\Organics Instrument\HIGHRES GCMS Completed Results Files\HR-5\1908\5-190814A3-mod-0815ES.qld

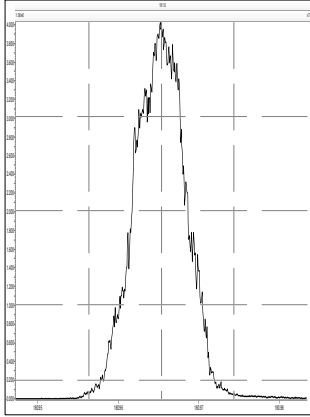
Last Altered: Thursday, August 15, 2019 17:50:29 Eastern Daylight Time

Printed: Friday, August 30, 2019 16:30:48 Eastern Daylight Time

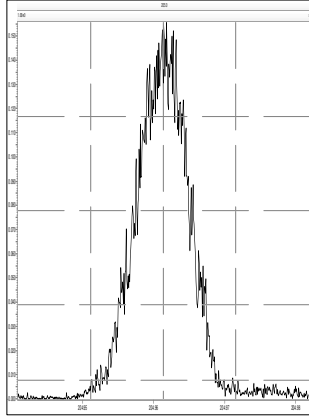
Name: 5-190814A36, Date: 15-Aug-2019, Time: 12:42:49, ID: L2320141-3, Description: Sample, Vial: Tray1:28



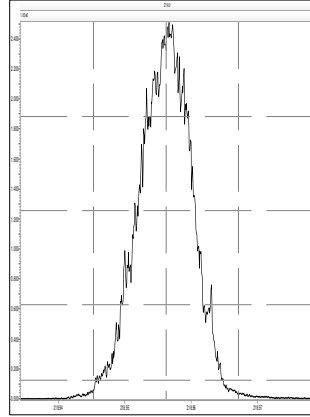
M 180.9888 R 13055



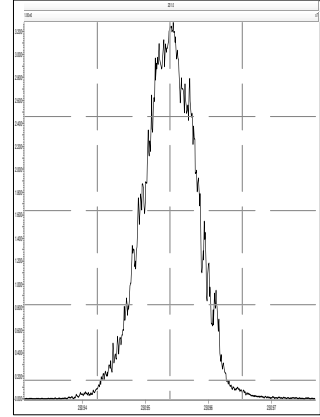
M 204.9888 R 13194



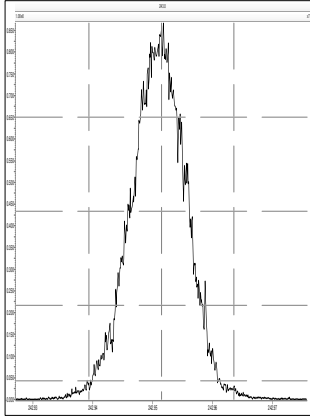
M 218.9856 R 12001



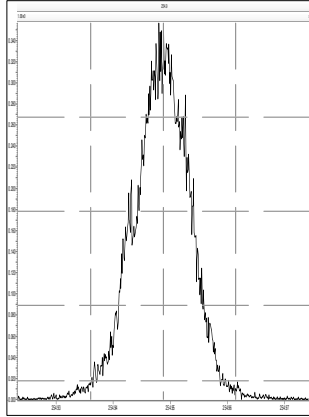
M 230.9856 R 11737



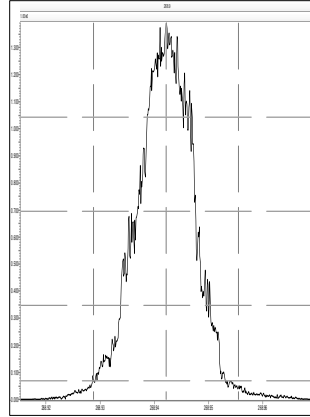
M 242.9856 R 11468



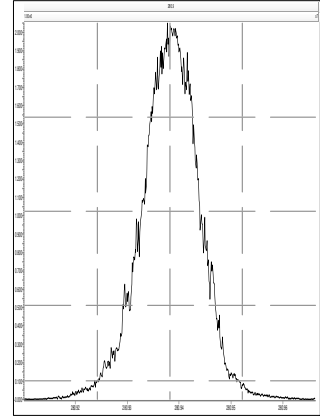
M 254.9856 R 11192



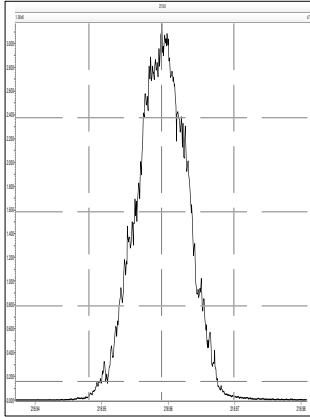
M 268.9824 R 11135



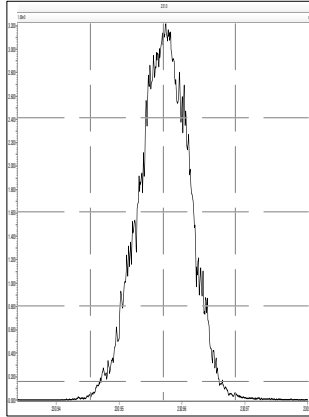
M 280.9824 R 10685



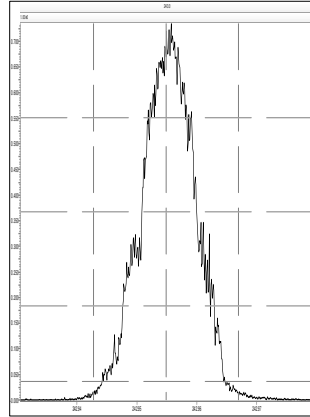
M 218.9856 R 12711



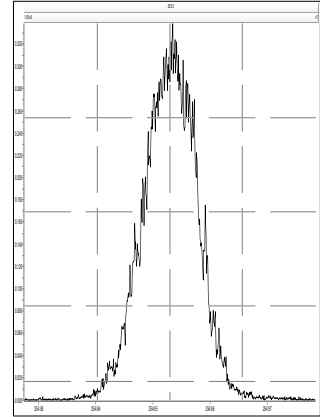
M 230.9856 R 12255



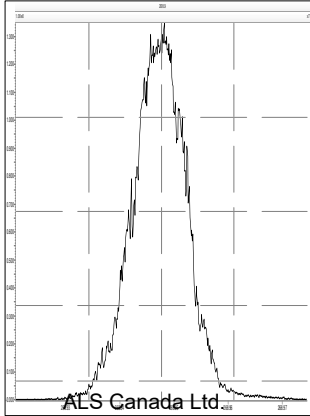
M 242.9856 R 11709



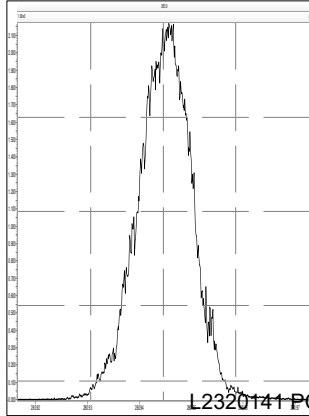
M 254.9856 R 12019



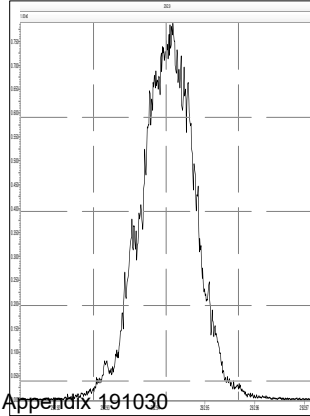
M 268.9824 R 11493



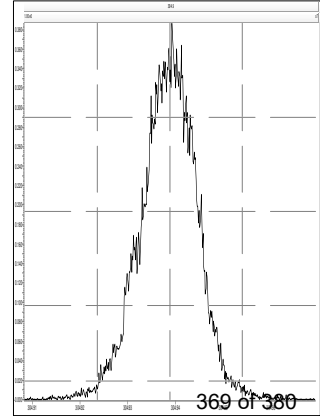
M 280.9824 R 11524



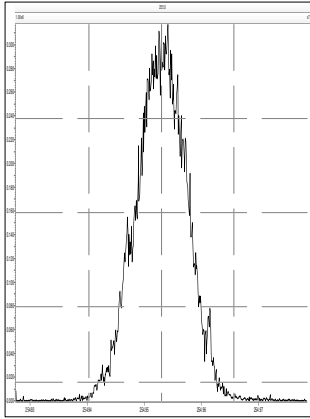
M 292.9824 R 11212



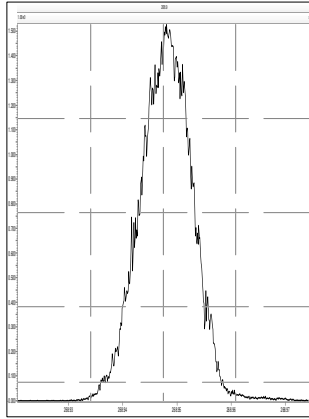
M 304.9824 R 11338



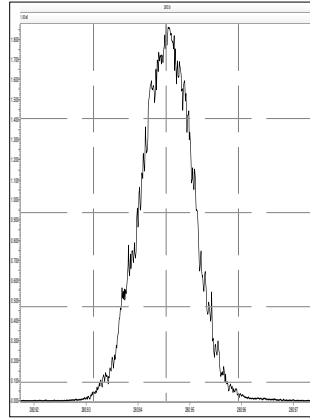
M 254.9856 R 12855



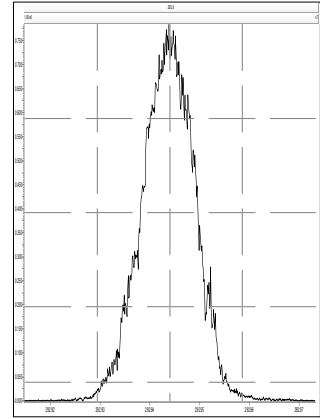
M 268.9824 R 12419



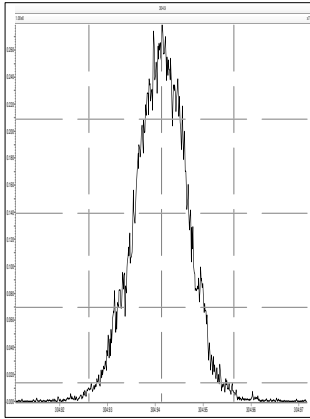
M 280.9824 R 12109



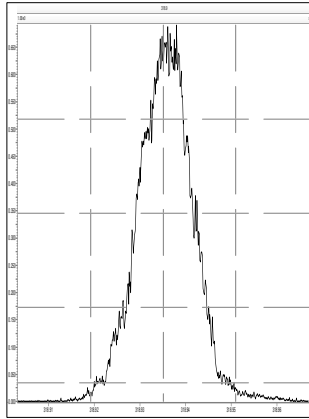
M 292.9824 R 12376



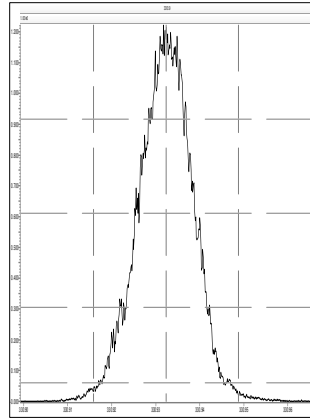
M 304.9824 R 11850



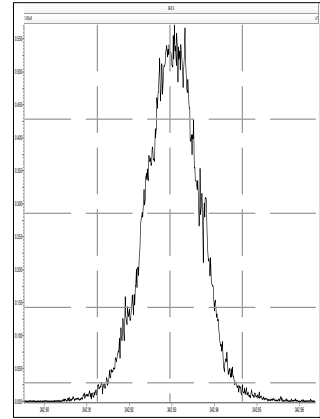
M 318.9792 R 12077



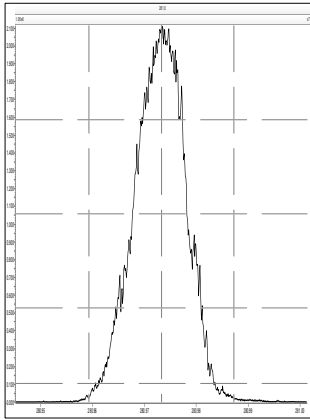
M 330.9792 R 11743



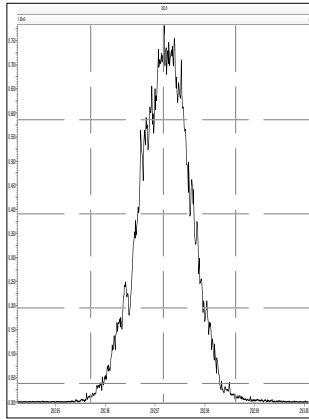
M 342.9792 R 11443



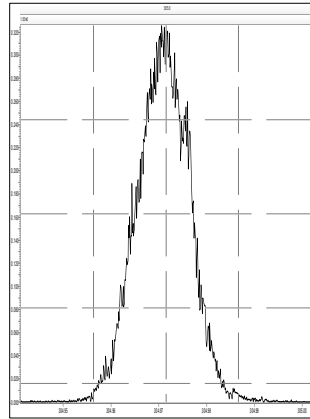
M 280.9824 R 12854



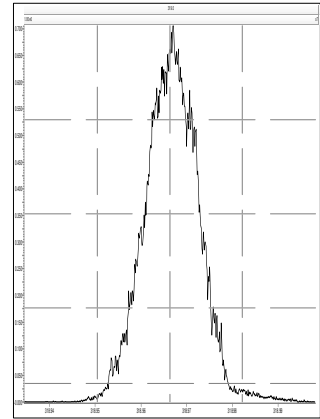
M 292.9824 R 12659



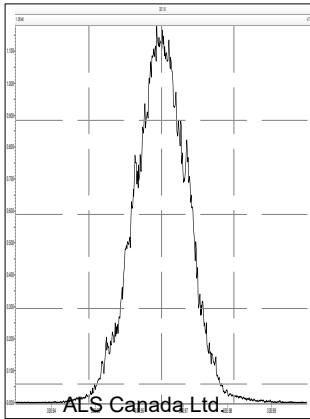
M 304.9824 R 12142



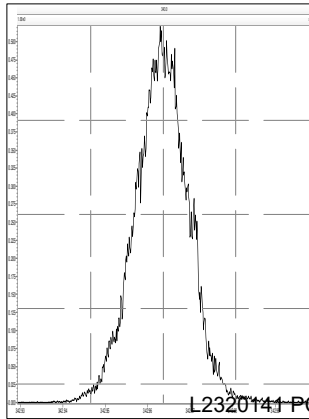
M 318.9792 R 12348



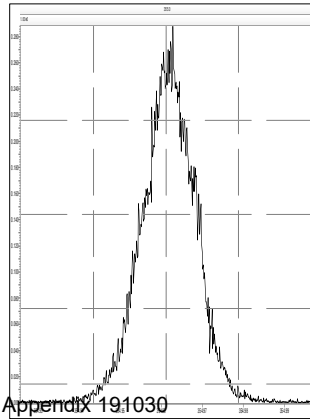
M 330.9792 R 11849



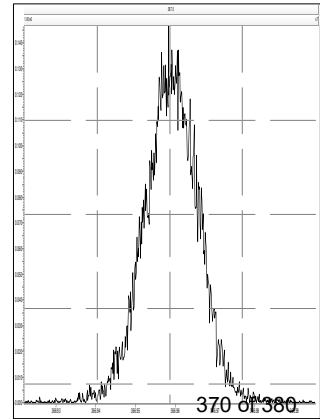
M 342.9792 R 11415



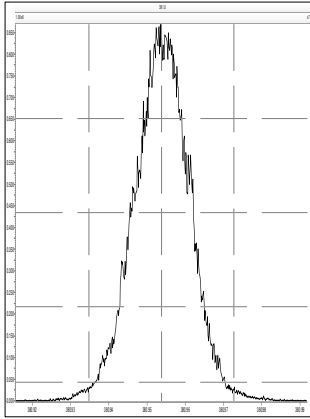
M 354.9792 R 11363



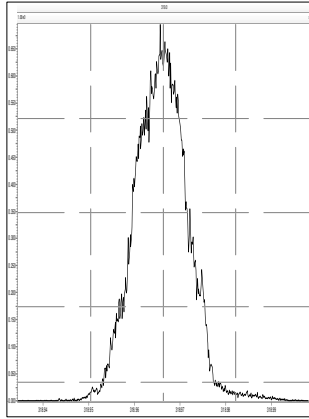
M 366.9792 R 11711



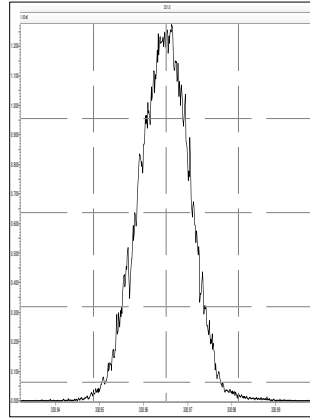
M 380.9760 R 11012



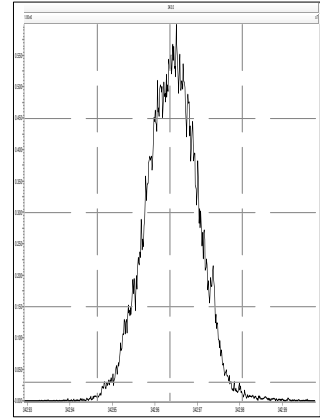
M 318.9792 R 12797



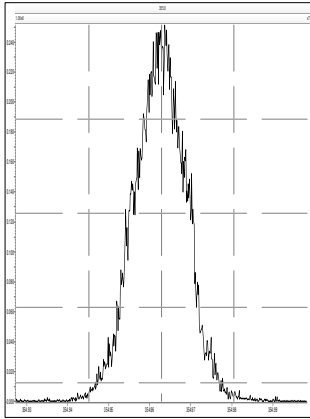
M 330.9792 R 12470



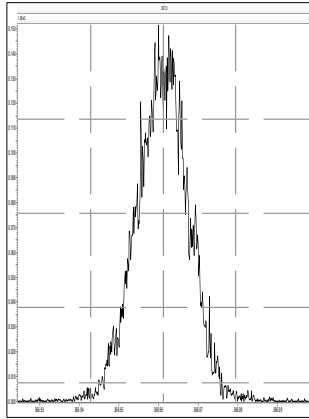
M 342.9792 R 12285



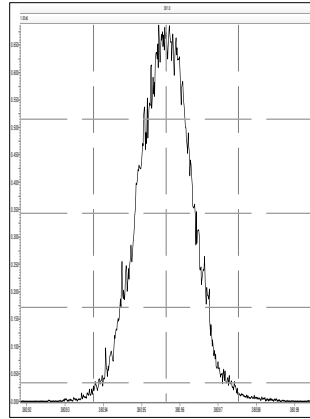
M 354.9792 R 11932



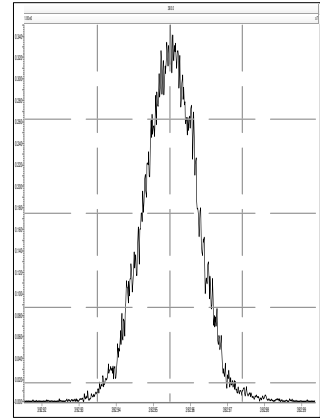
M 366.9792 R 12408



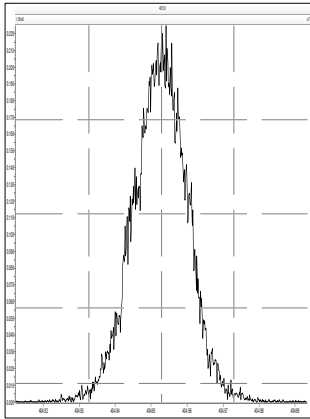
M 380.9760 R 11857



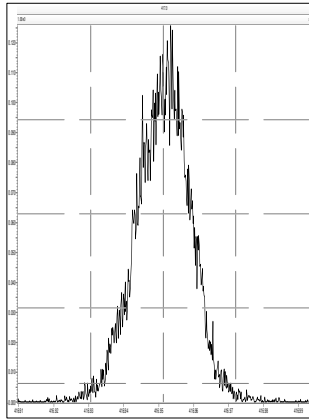
M 392.9760 R 11717



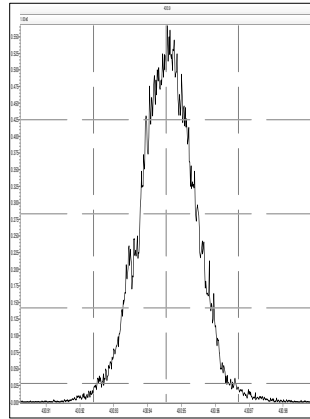
M 404.9760 R 11740



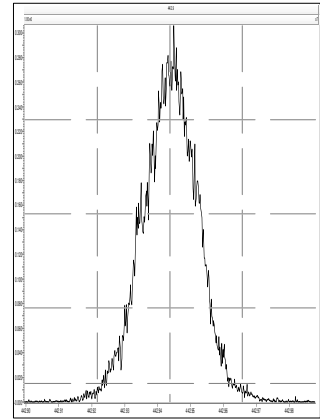
M 416.9760 R 11993



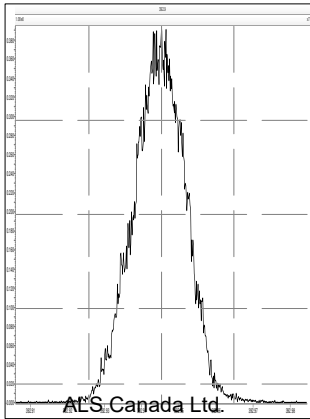
M 430.9728 R 11633



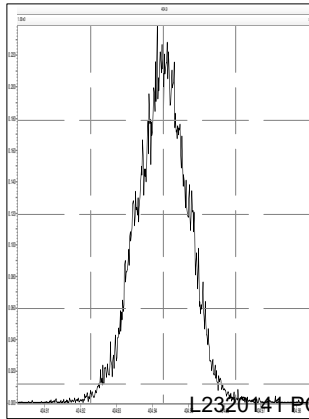
M 442.9728 R 11577



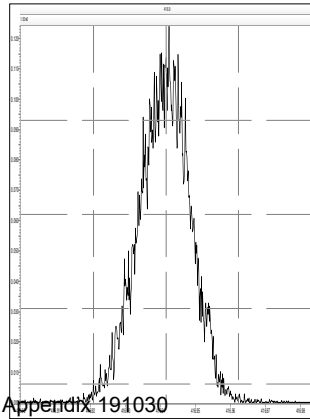
M 392.9760 R 12821



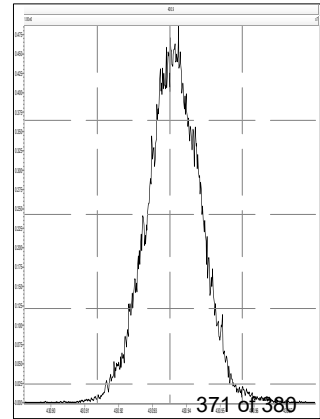
M 404.9760 R 12225



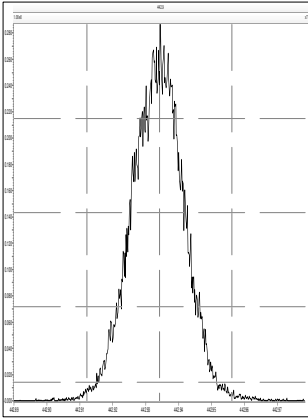
M 416.9760 R 12926



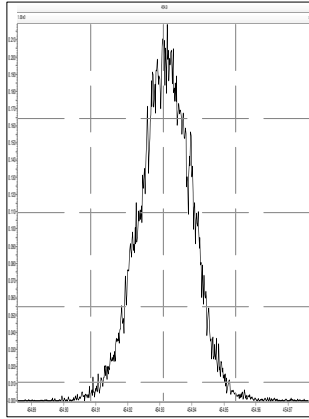
M 430.9728 R 11792



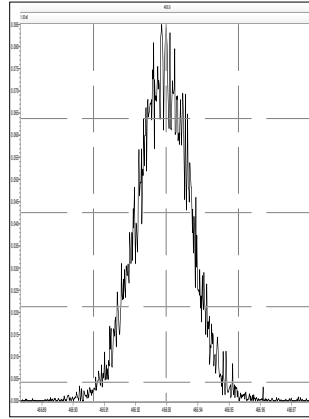
M 442.9728 R 12196



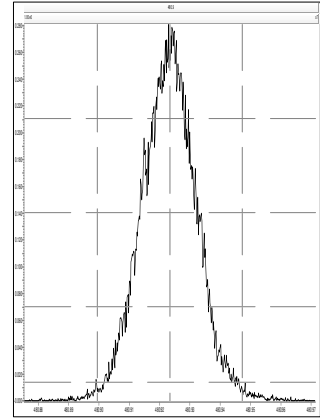
M 454.9728 R 11793



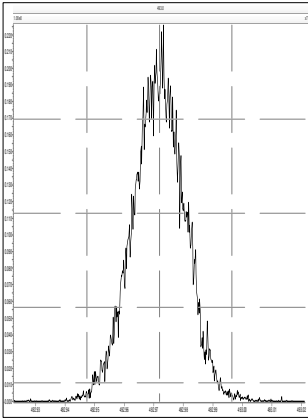
M 466.9728 R 12254



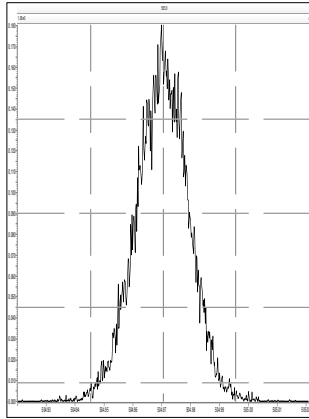
M 480.9696 R 11441



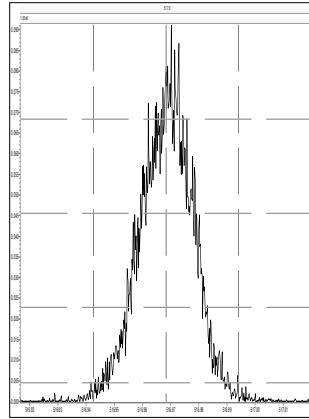
M 492.9696 R 12203



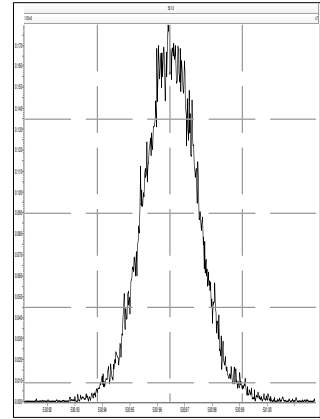
M 504.9696 R 12107



M 516.9697 R 11988

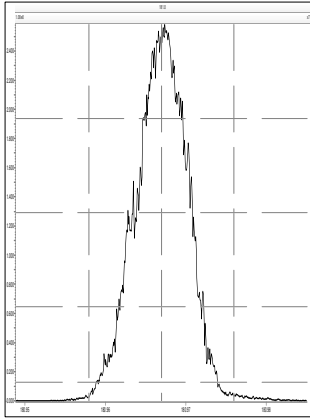


M 530.9664 R 11347

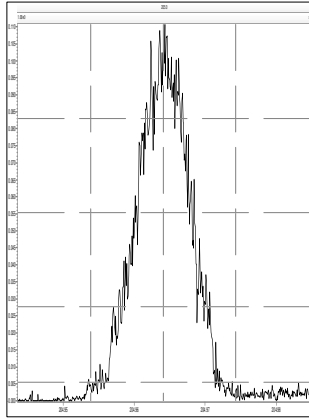


Printed: Thursday, August 15, 2019 04:18:33 Eastern Daylight Time

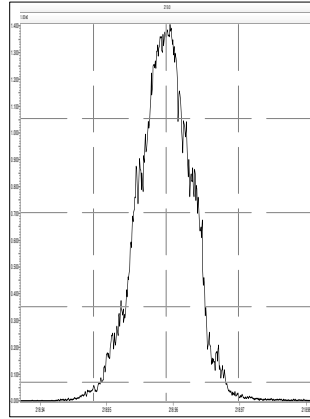
M 180.9888 R 12107



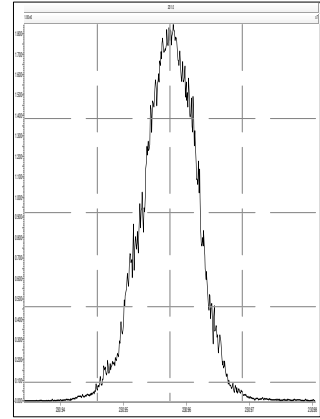
M 204.9888 R 12797



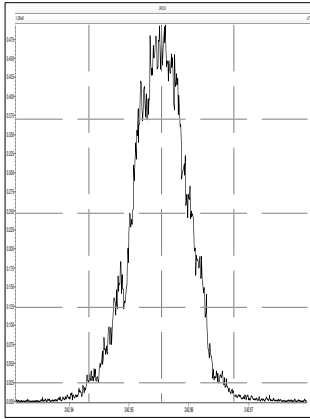
M 218.9856 R 11852



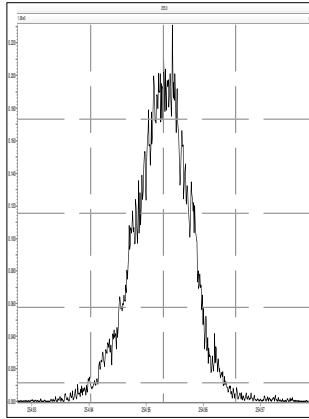
M 230.9856 R 11628



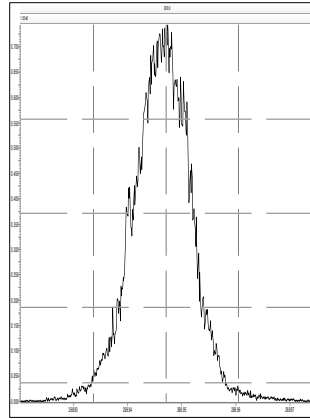
M 242.9856 R 10959



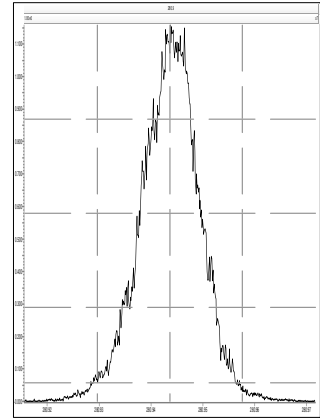
M 254.9856 R 10989



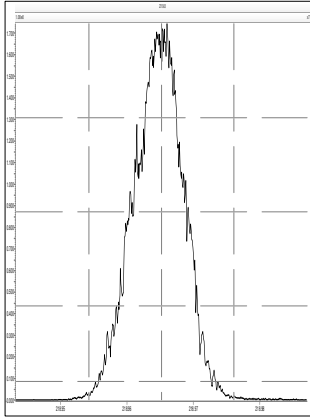
M 268.9824 R 10776



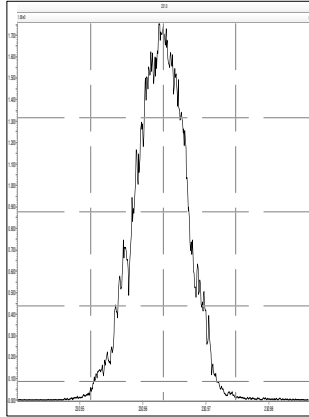
M 280.9824 R 10101



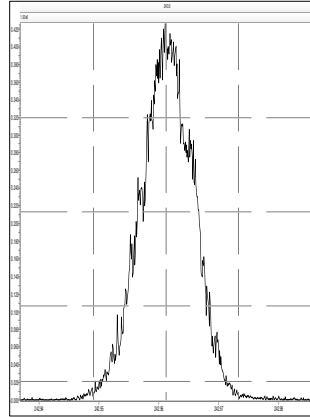
M 218.9856 R 12570



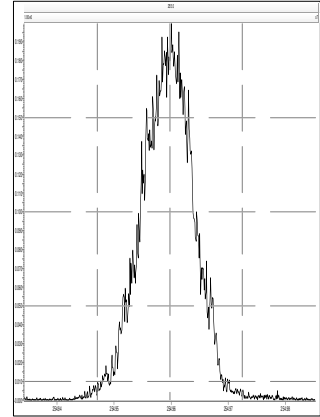
M 230.9856 R 12311



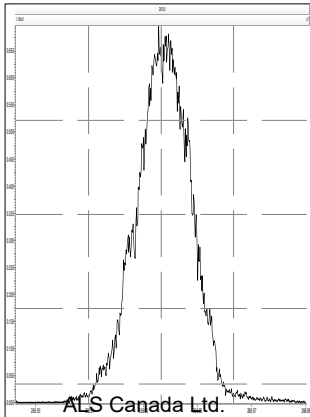
M 242.9856 R 11764



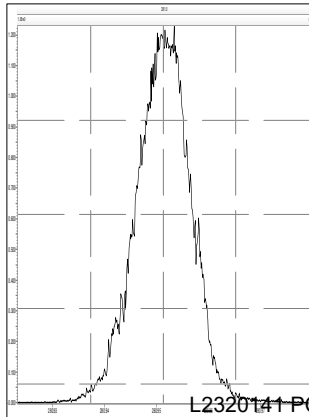
M 254.9856 R 12757



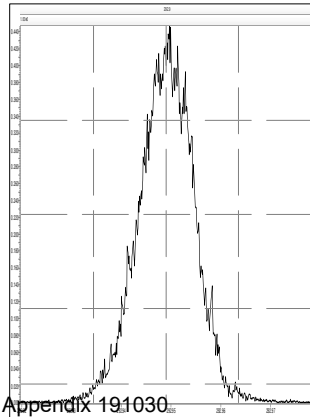
M 268.9824 R 11363



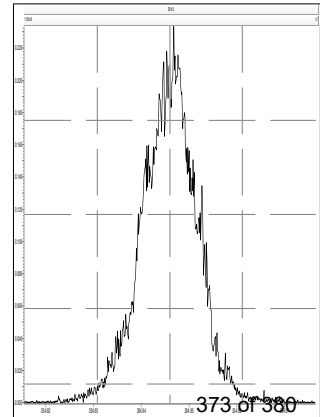
M 280.9824 R 11261



M 292.9824 R 11266

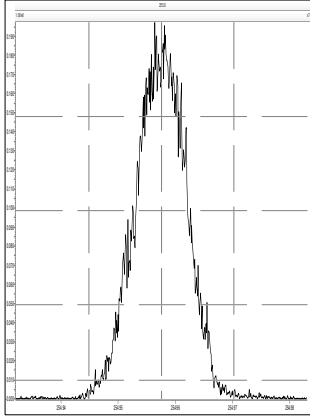


M 304.9824 R 11368

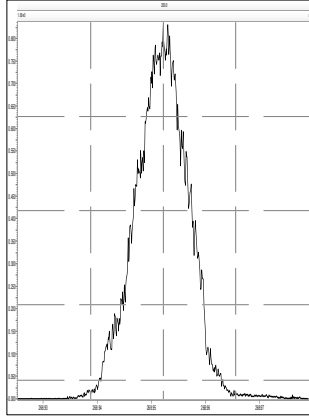


Printed: Thursday, August 15, 2019 04:18:33 Eastern Daylight Time

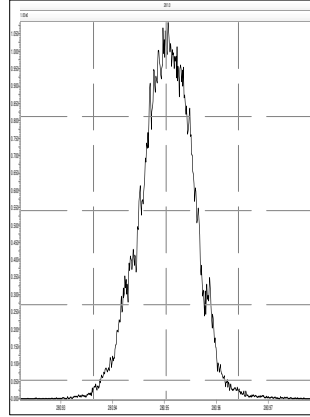
M 254.9856 R 12445



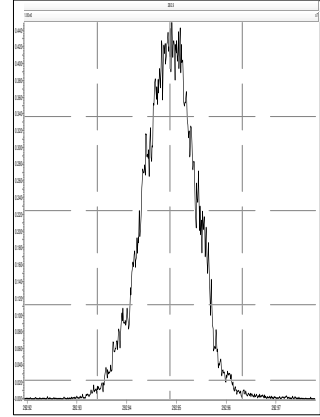
M 268.9824 R 12049



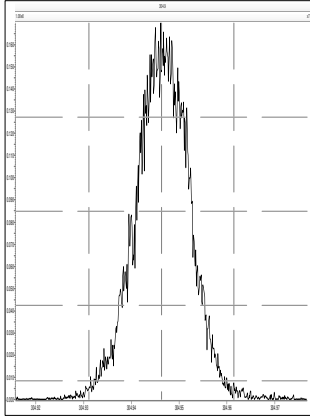
M 280.9824 R 11709



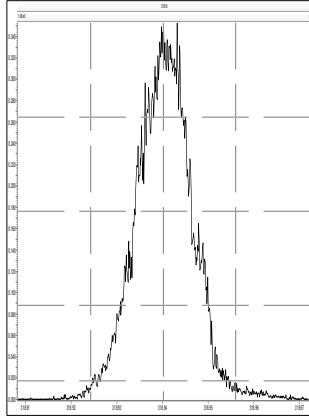
M 292.9824 R 11934



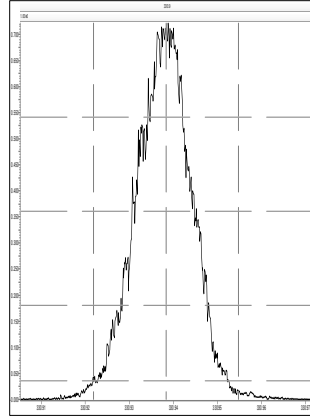
M 304.9824 R 11968



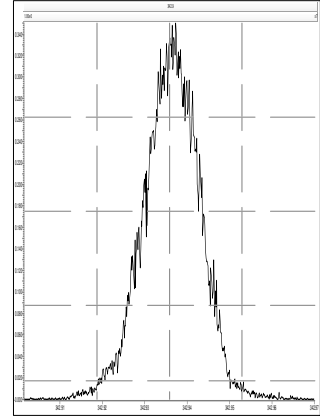
M 318.9792 R 11363



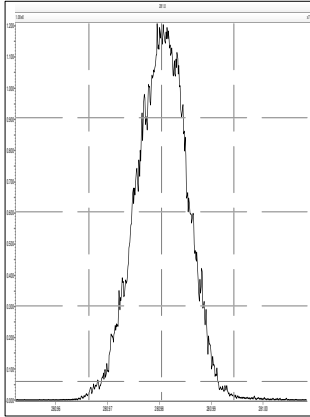
M 330.9792 R 11210



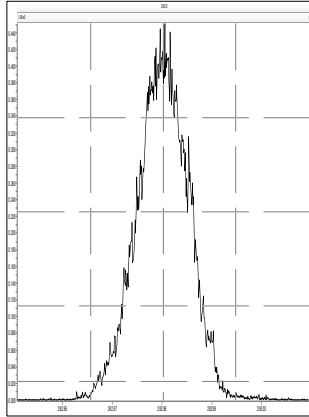
M 342.9792 R 11237



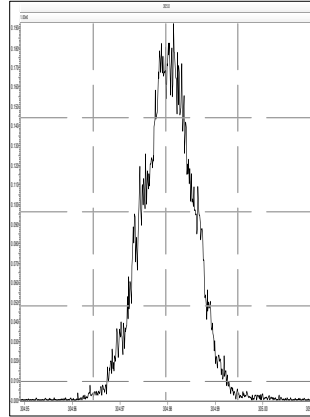
M 280.9824 R 12499



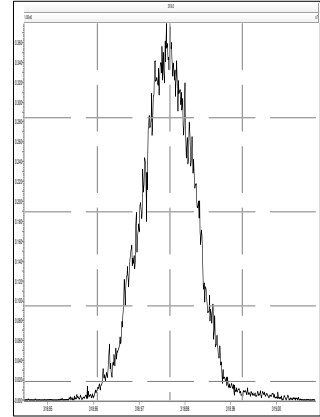
M 292.9824 R 12257



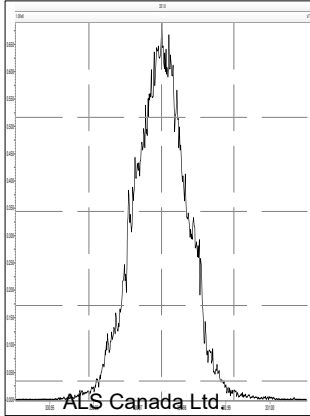
M 304.9824 R 12077



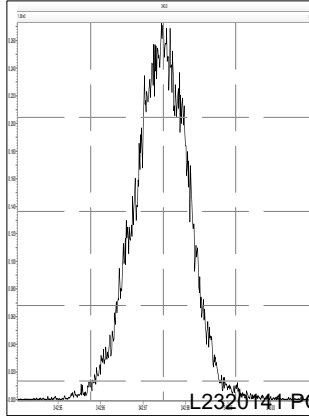
M 318.9792 R 12077



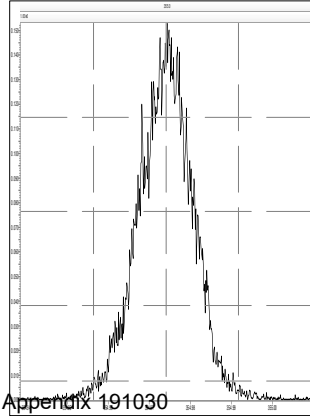
M 330.9792 R 11682



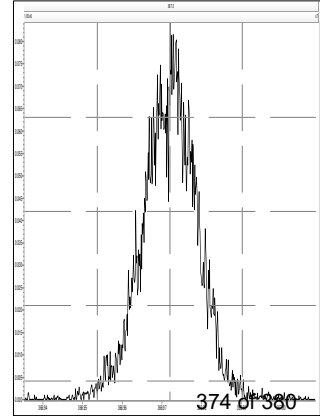
M 342.9792 R 11792



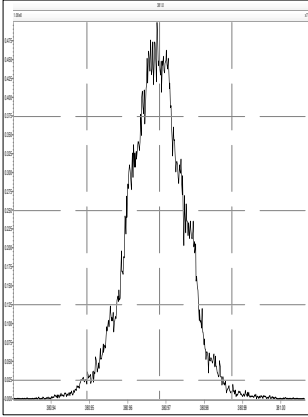
M 354.9792 R 11654



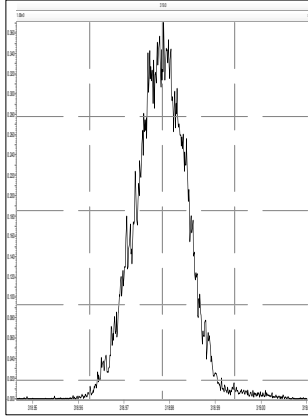
M 366.9792 R 13090



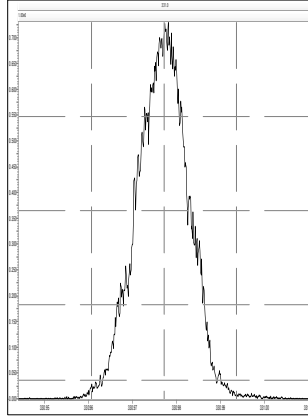
M 380.9760 R 11166



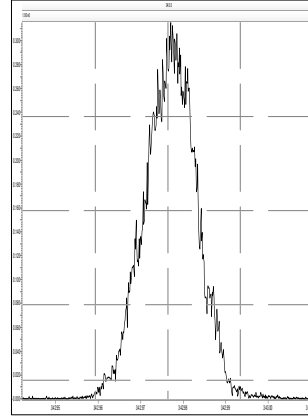
M 318.9792 R 12265



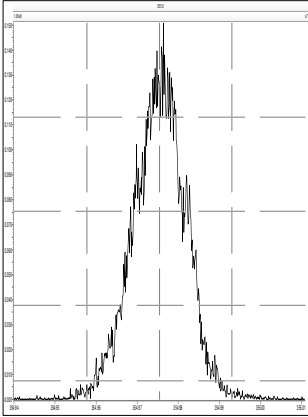
M 330.9792 R 12362



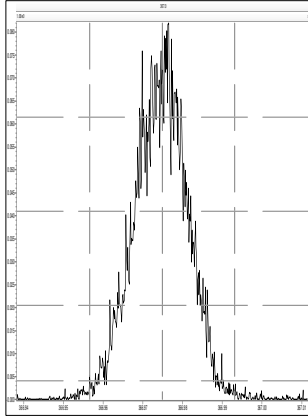
M 342.9792 R 12676



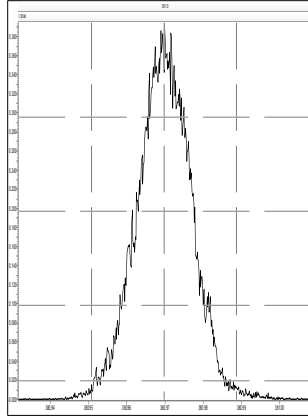
M 354.9792 R 12019



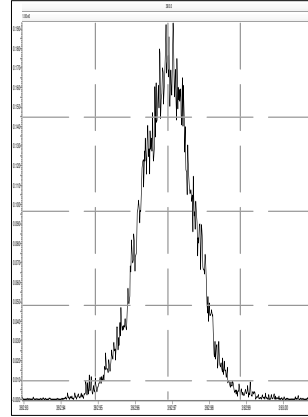
M 366.9792 R 12437



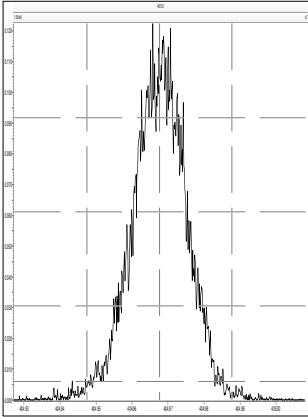
M 380.9760 R 11792



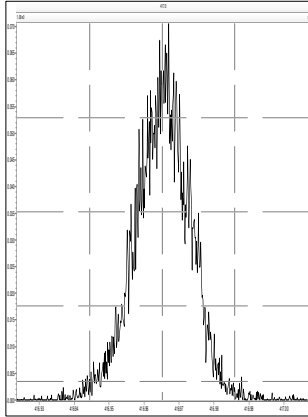
M 392.9760 R 11712



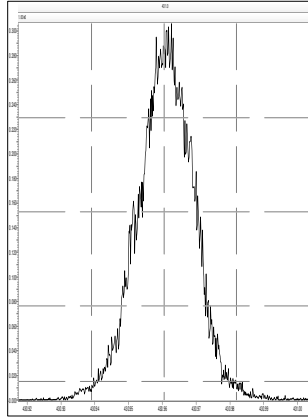
M 404.9760 R 11961



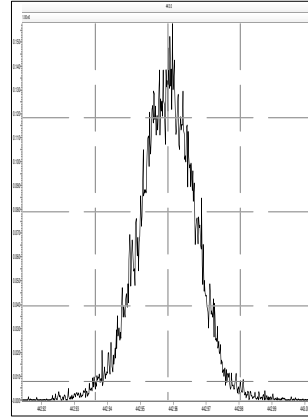
M 416.9760 R 12345



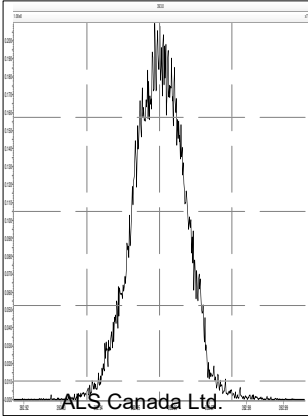
M 430.9728 R 11441



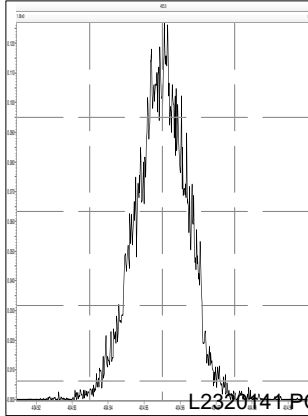
M 442.9728 R 11659



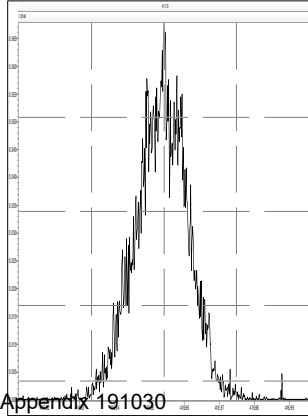
M 392.9760 R 12756



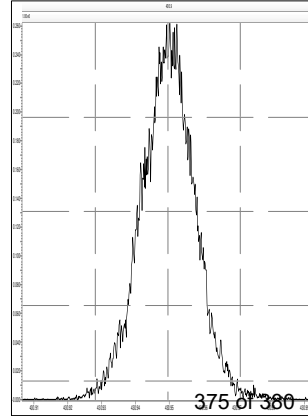
M 404.9760 R 12825



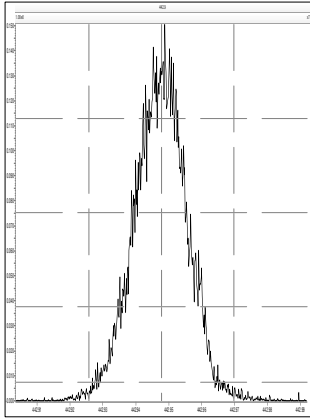
M 416.9760 R 12562



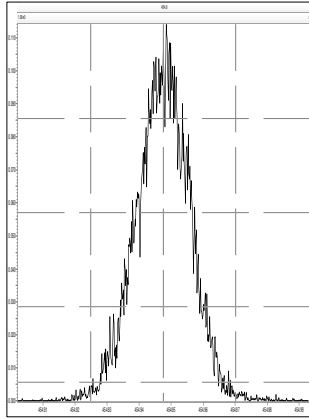
M 430.9728 R 11497



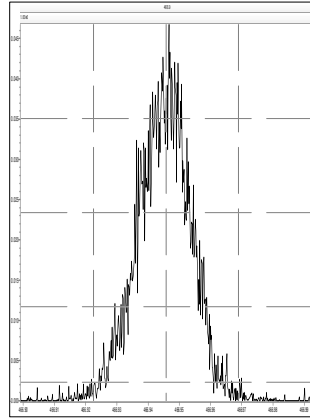
M 442.9728 R 12122



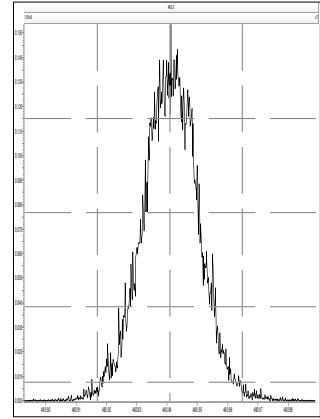
M 454.9728 R 12797



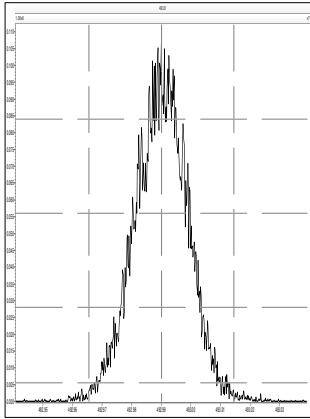
M 466.9728 R 12766



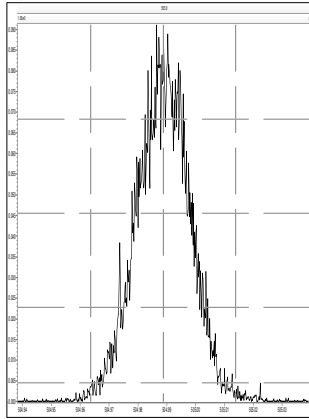
M 480.9696 R 11261



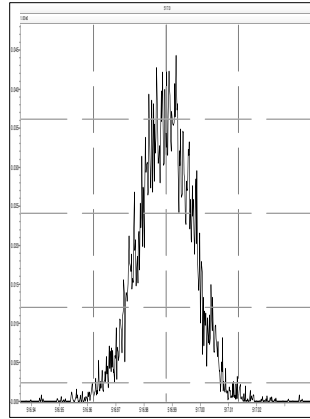
M 492.9696 R 11971



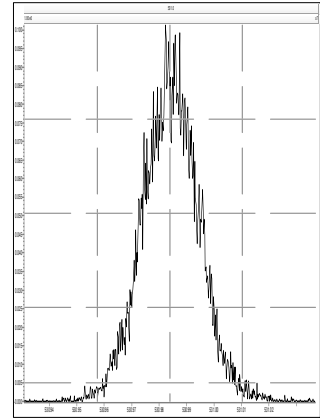
M 504.9696 R 12596



M 516.9697 R 12986

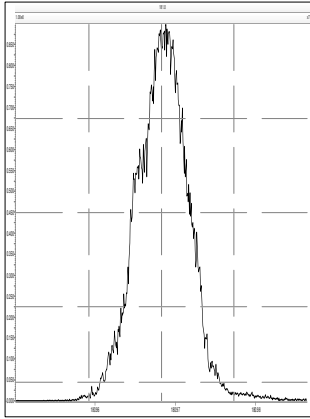


M 530.9664 R 11020

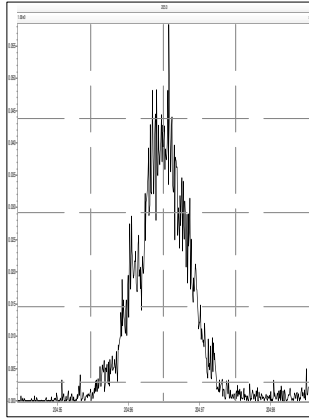


Printed: Thursday, August 15, 2019 15:42:54 Eastern Daylight Time

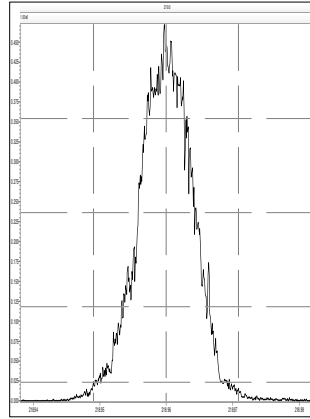
M 180.9888 R 12167



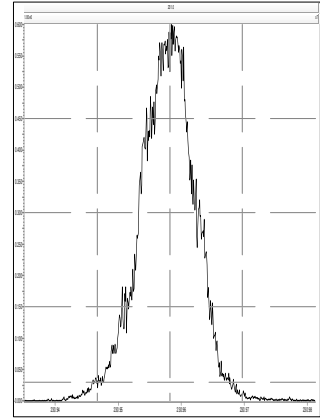
M 204.9888 R 13378



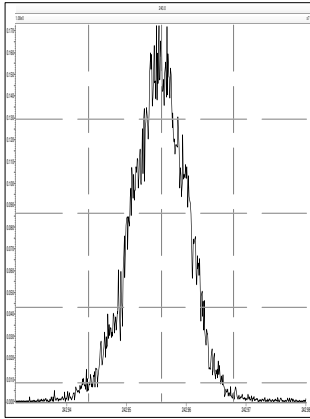
M 218.9856 R 11682



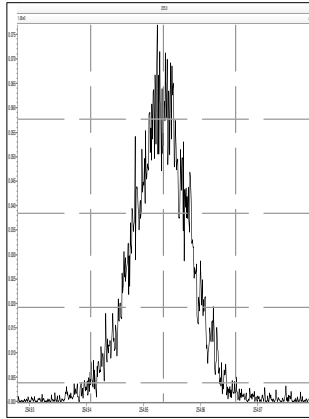
M 230.9856 R 11090



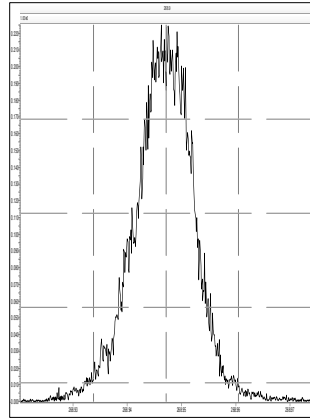
M 242.9856 R 11365



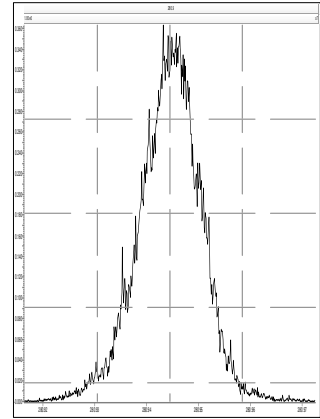
M 254.9856 R 11794



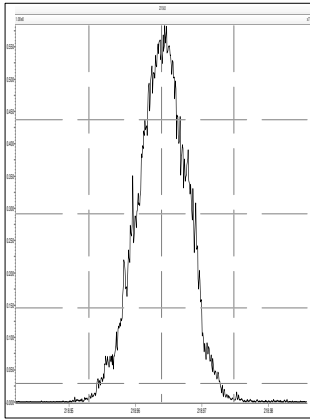
M 268.9824 R 10185



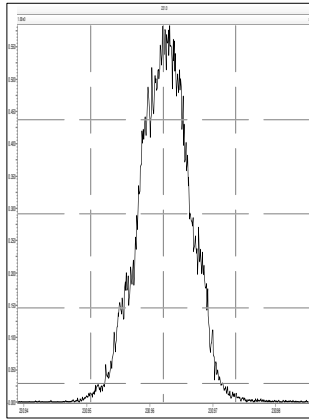
M 280.9824 R 9909



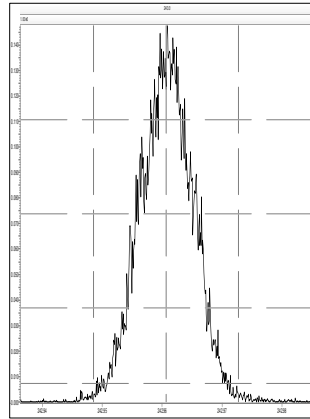
M 218.9856 R 12077



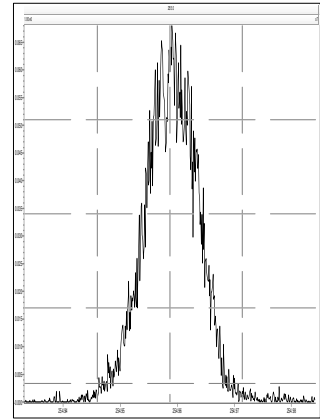
M 230.9856 R 12594



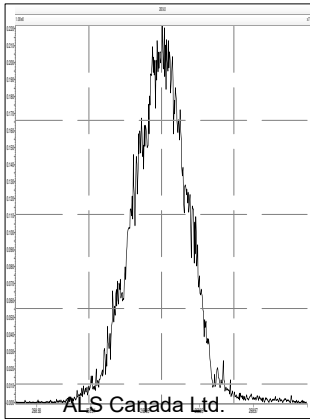
M 242.9856 R 12048



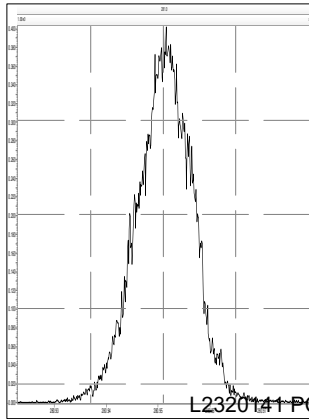
M 254.9856 R 13746



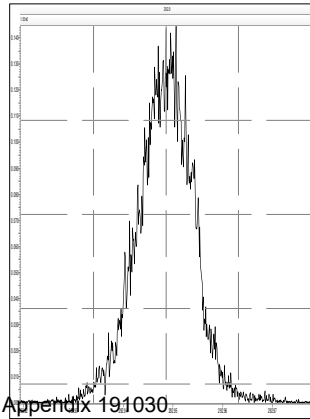
M 268.9824 R 12334



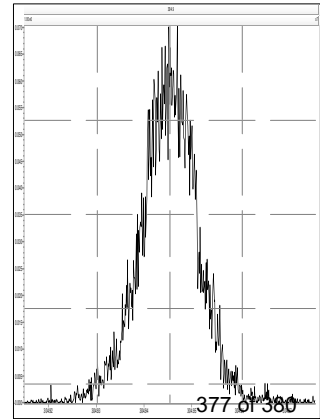
M 280.9824 R 11441



M 292.9824 R 11793

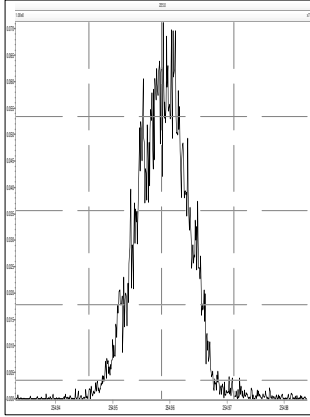


M 304.9824 R 12537

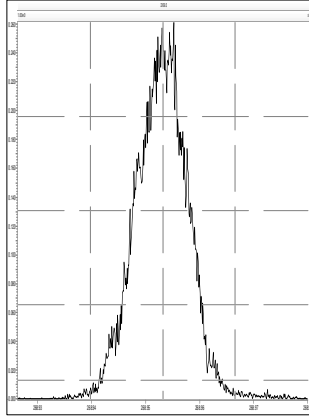


Printed: Thursday, August 15, 2019 15:42:54 Eastern Daylight Time

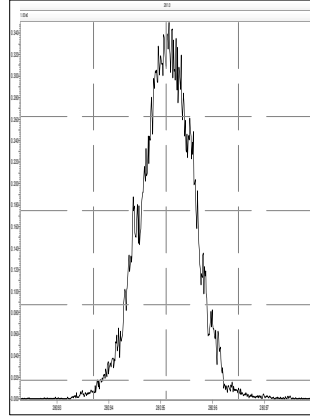
M 254.9856 R 13262



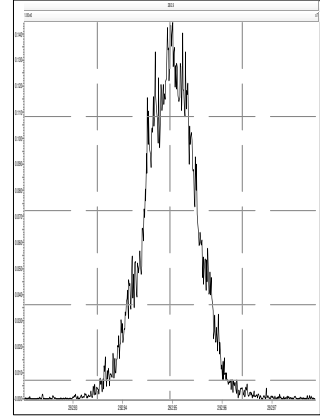
M 268.9824 R 12437



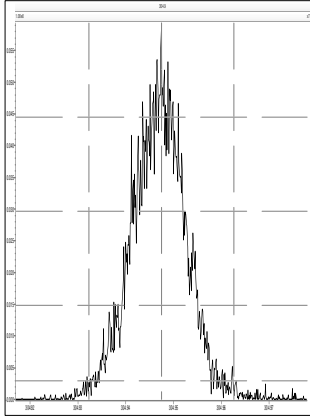
M 280.9824 R 12077



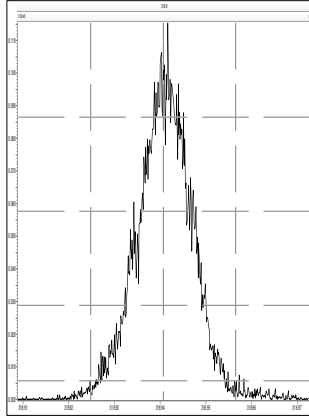
M 292.9824 R 12284



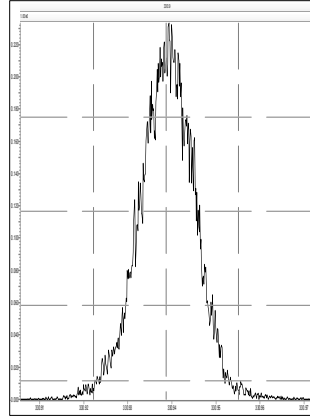
M 304.9824 R 12535



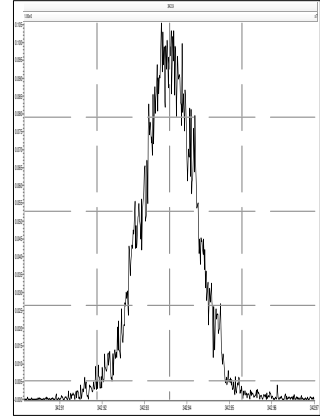
M 318.9792 R 11552



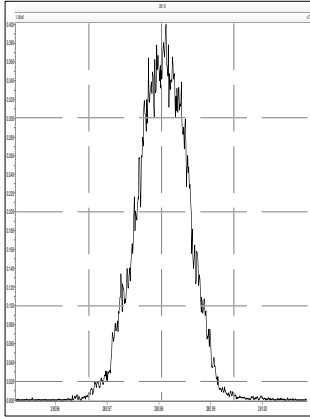
M 330.9792 R 11444



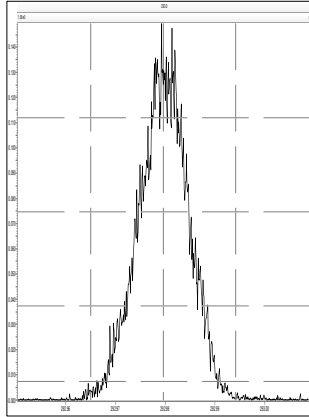
M 342.9792 R 11501



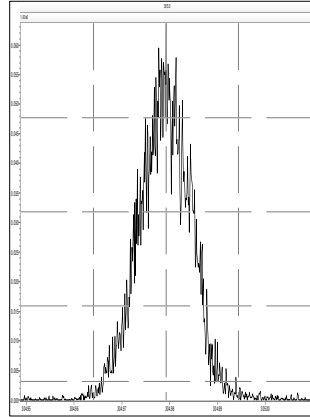
M 280.9824 R 12723



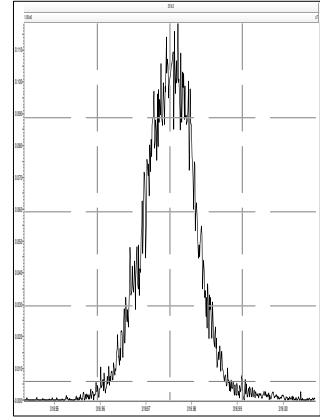
M 292.9824 R 13021



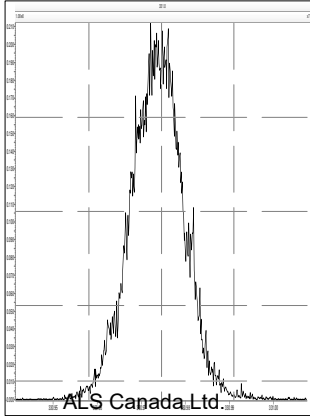
M 304.9824 R 12477



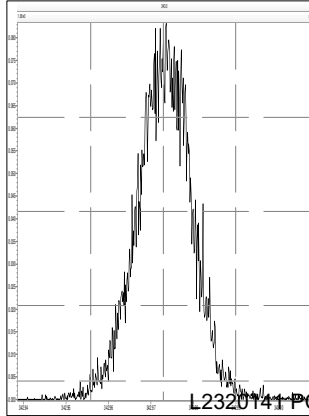
M 318.9792 R 12726



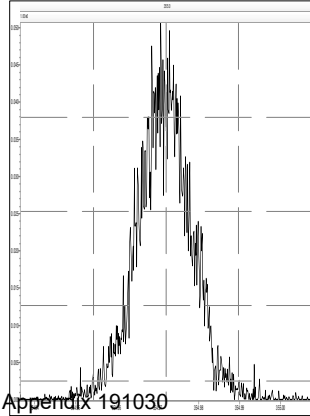
M 330.9792 R 12056



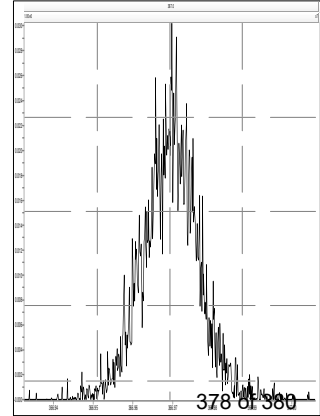
M 342.9792 R 12540



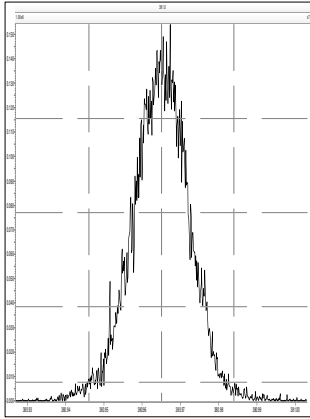
M 354.9792 R 13370



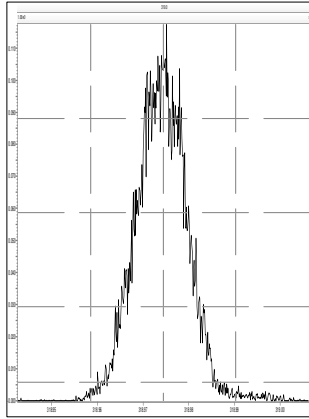
M 366.9792 R 13029



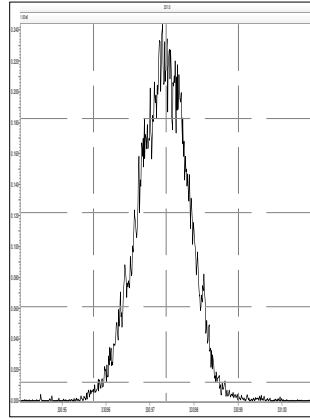
M 380.9760 R 11628



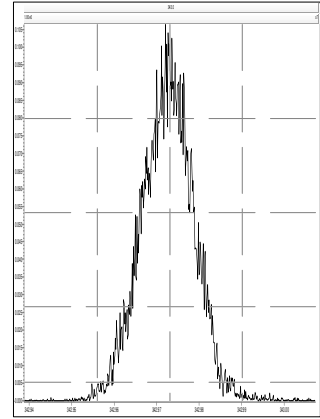
M 318.9792 R 13662



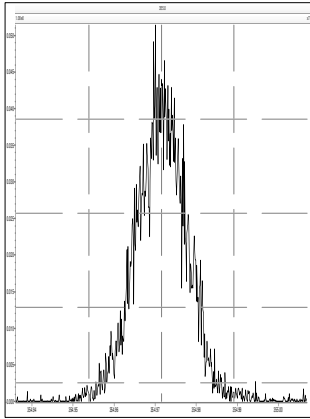
M 330.9792 R 12724



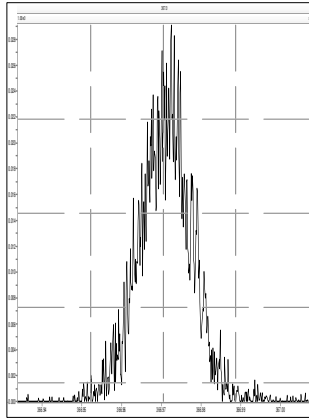
M 342.9792 R 13018



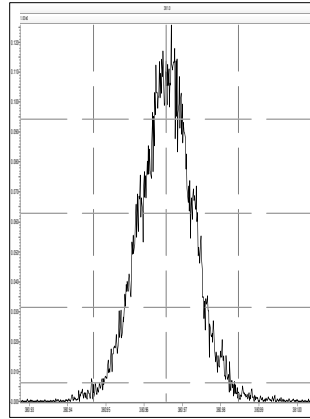
M 354.9792 R 12802



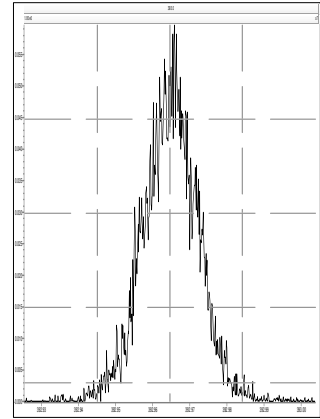
M 366.9792 R 13311



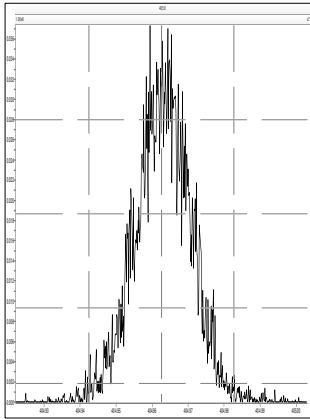
M 380.9760 R 11767



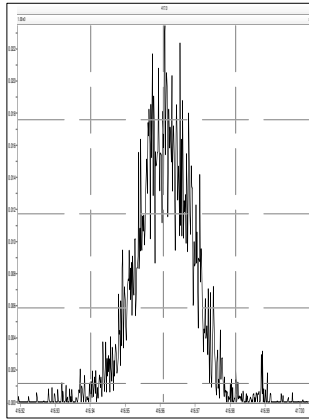
M 392.9760 R 12509



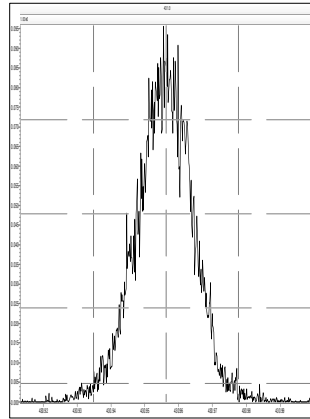
M 404.9760 R 12594



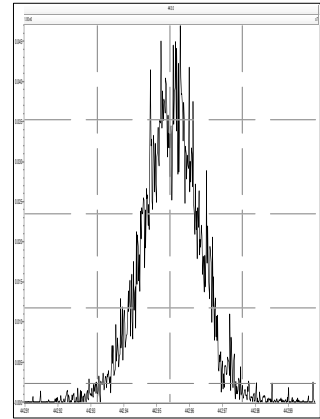
M 416.9760 R 15061



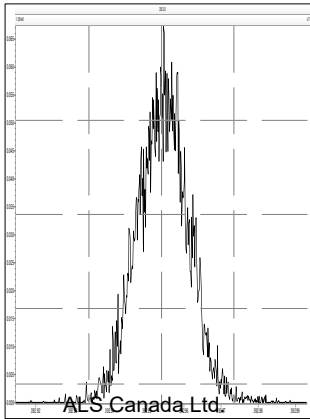
M 430.9728 R 11682



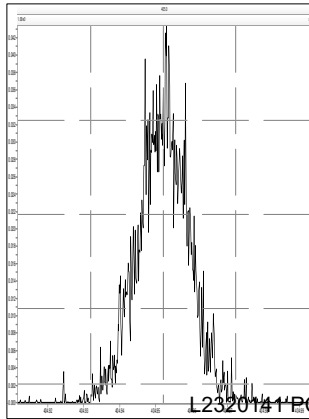
M 442.9728 R 12652



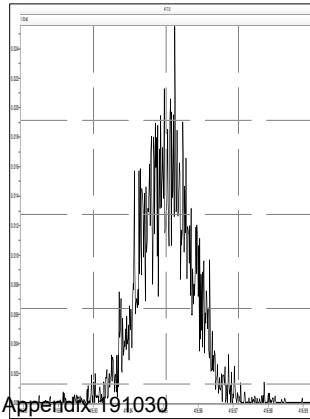
M 392.9760 R 13516



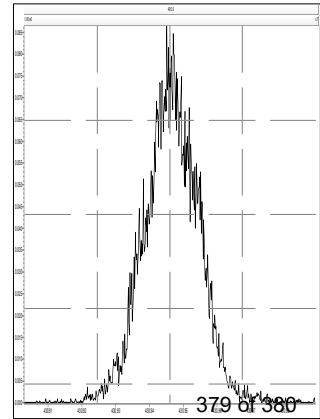
M 404.9760 R 13192



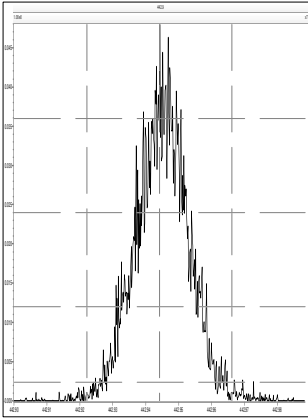
M 416.9760 R 13739



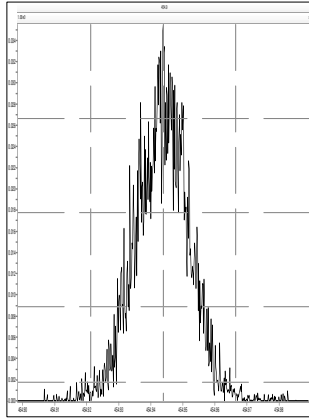
M 430.9728 R 12665



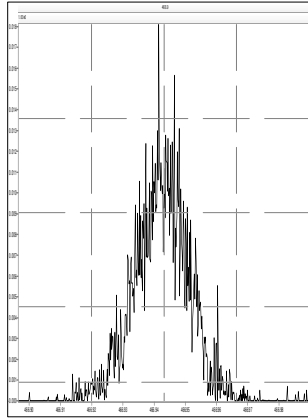
M 442.9728 R 13001



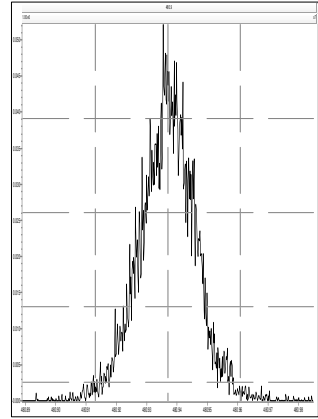
M 454.9728 R 13779



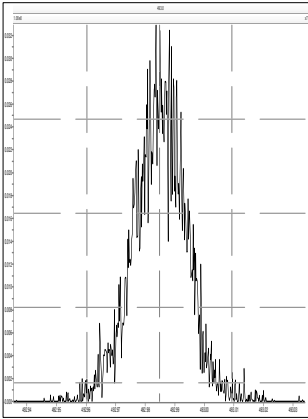
M 466.9728 R 15045



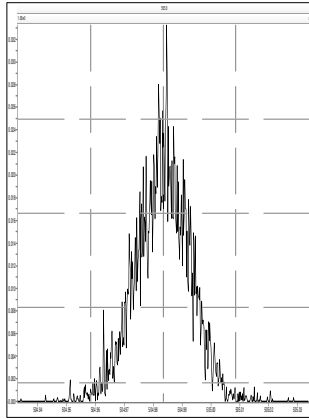
M 480.9696 R 12652



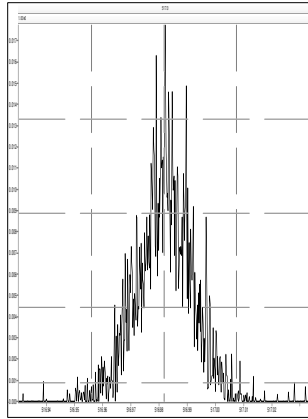
M 492.9696 R 13774



M 504.9696 R 12507



M 516.9697 R 15248



M 530.9664 R 12612

