

SVOC DATA PACKAGE

APPENDIX 1: INSTRUMENT OUTPUT DOCUMENTS

Including For Each Analytical Sequence::

- The scanned instrument runlogs
- Instrument output (SICP chromatograms) indicating the integrations used for quantification including:
 - GC chromatographic resolution checks, where appropriate
 - SICPs for the run
 - SICP chromatograms indicating both the automated and manual peak integration where this has been edited
- Reference peak profiles indicating the mass resolution
 - Pre-run mass calibration check printouts
 - Post-run mass calibration check printouts

Sample List Report

MassLynx 4.1 SCN815 SCN795

Sample List: C:\MassLynx\Default.pro\Sampledb\5-190502B-RUN.SPL

Page 1 of 2

Last Modified: Thursday, May 02, 2019 14:48:59 Eastern Daylight Time

Printed: Friday, May 03, 2019 08:45:32 Eastern Daylight Time

Page Position (1, 1)

	File Name	Sample ID	File Text	MS File	Inlet File	Bottle	Inject Vol
1	5-190502B01	H5-19-CS1-005	1668A-CS1-018	1668_octyl_1	1668_octyl_1	Tray1:40	1.000000
2	5-190502B02	H5-19-CS0-005	1668A-CS0-018	1668_octyl_1	1668_octyl_1	Tray1:41	1.000000
3	5-190502B03	H5-19-CS3-005	1668A-CS3-018B1	1668_octyl_1	1668_octyl_1	Tray1:1	1.000000
4	5-190502B04	H5-19-CS2-005	1668A-CS2-018	1668_octyl_1	1668_octyl_1	Tray1:42	1.000000
5	5-190502B05	H5-19-CS5-005	1668A-CS4-018	1668_octyl_1	1668_octyl_1	Tray1:43	1.000000
6	5-190502B06	H5-19-CS4-005	1668A-CS4-018	1668_octyl_1	1668_octyl_1	Tray1:44	1.000000
7	5-190502B07	H5-19-RS1-005	1668A-RS1-018	1668_octyl_1	1668_octyl_1	Tray1:45	1.000000
8	5-190502B08	H5-19-RS2-005	1668A-RS2-018	1668_octyl_1	1668_octyl_1	Tray1:46	1.000000
9	5-190502B09	H5-19-WDM-372	1668A-CS7-018C	1668_octyl_1	1668_octyl_1	Tray1:2	1.000000
10	5-190502B10	H5-19-CCV-373	1668A-CS3-18B1	1668_octyl_1	1668_octyl_1	Tray1:1	1.000000
11	5-190502B11	WG3034709-2	LCS	1668_octyl_1	1668_octyl_1	Tray1:4	1.000000
12	5-190502B12	TOL	INST BLANK	1668_octyl_1	1668_octyl_1	Tray1:3	1.000000
13	5-190502B13	WG3034709-1	MB	1668_octyl_1	1668_octyl_1	Tray1:5	1.000000
14	5-190502B14	L2262808-1	Sample	1668_octyl_1	1668_octyl_1	Tray1:6	1.000000
15	5-190502B15	WG3034709-4	Sample	1668_octyl_1	1668_octyl_1	Tray1:7	1.000000
16	5-190502B16	L2262808-2	Sample	1668_octyl_1	1668_octyl_1	Tray1:8	1.000000
17	5-190502B17	L2263083-1	Sample	1668_octyl_1	1668_octyl_1	Tray1:9	1.000000
18	5-190502B18	L2264104-1	Sample	1668_octyl_1	1668_octyl_1	Tray1:10	1.000000
19	5-190502B19	L2264104-2	Sample	1668_octyl_1	1668_octyl_1	Tray1:11	1.000000
20	5-190502B20	L2264104-5	Sample	1668_octyl_1	1668_octyl_1	Tray1:12	1.000000
21	5-190502B21	H5-19-CCV-374	1668A-CS3-18B1	1668_octyl_1	1668_octyl_1	Tray1:1	1.000000
22	---	Op	ES	---	---	---	0.000000
23	---	Detector	350	---	---	---	0.000000
24	---	Column SPBOCTYL	649848-03A	---	---	---	0.000000
25	---	CCV SUB	APR29	---	---	---	0.000000

VP ✓ EA May 3

MR ✓

Win ✓

Anno 12%

To ✓

IS ✓

LM ✓

WO ✓

BS ✓

QC ✓

BI MBV

Rec S17 high

Dupe ✓

ALS Canada Ltd. ✓
CS5 ✓

Sample List Report

MassLynx MassLynx V4.1 SCN 901

Sample List: C:\MassLynx\PCB_PRO\SampleDB\5-190502B-QC.SPL
 Last Modified: Friday, May 03, 2019 09:02:24 Eastern Daylight Time
 Printed: Thursday, May 16, 2019 15:05:23 Eastern Daylight Time

File Name	Sample ID	File Text	Sample Type	Na Conc A	Na Conc B	Na Conc C	Na Conc D	Na Conc E	Na Conc F	Na Conc G	Na Conc H	FS Conc	CS Conc	ES Conc 1	ES Conc 2	IS Conc	Sample Size
1 5-190502B02	H5-19-CS0-005	1668A-CS0-018	Analyte	2	2	4	---	---	---	---	---	100	100	100	200	100	1,000
2 5-190502B07	H5-19-RS1-005	1668A-RS1-018	Analyte	50	50	100	---	---	---	---	---	100	100	100	200	100	1,000
3 5-190502B08	H5-19-RS2-005	1668A-RS2-018	Analyte	---	---	---	---	---	---	---	---	100	100	100	200	100	1,000
4 5-190502B09	H5-19-WDM-372	1668A-CS7-018C	Analyte	25	75	100	150	200	250	300	300	100	100	100	200	100	1,000
5 5-190502B10	H5-19-CCV-373	1668A-CS3-18B1	Analyte	50	50	100	---	---	---	---	---	100	100	100	200	100	1,000
6 5-190502B11	WG3034709-2	LCS	Analyte	1000	1000	2000	---	---	---	---	---	2000	2000	4000	2000	2000	1,000
7 5-190502B21	H5-19-CCV-374	1668A-CS3-18B1	Analyte	50	50	100	---	---	---	---	---	100	100	100	200	100	1,000

Sample List Report

MassLynx MassLynx V4.1 SCN 901

Sample List: C:\MassLynx\PCB_PRO\SampleDB\15-190502B-ICAL.SPL
 Last Modified: Friday, May 03, 2019 08:58:59 Eastern Daylight Time
 Printed: Thursday, May 16, 2019 15:00:15 Eastern Daylight Time

File Name	Sample ID	Sample Type	File Text	Na Conc A	Na Conc B	Na Conc C	Na Conc D	Na Conc E	Na Conc F	Na Conc G	Na Conc H	FS Conc	CS Conc	ES Conc 1	ES Conc 2	IS Conc	Sample Size
1 5-190502B01	HE-19-CS1-005	Standard	1668A-CS1-018	1	1	2	---	---	---	---	---	100	100	100	200	100	1,000
2 5-190502B04	HE-19-CS2-005	Standard	1668A-CS2-018	5	5	10	---	---	---	---	---	100	100	100	200	100	1,000
3 5-190502B03	HE-19-CS3-005	Standard	1668A-CS3-018B1	50	50	100	---	---	---	---	---	100	100	100	200	100	1,000
4 5-190502B06	HE-19-CS4-005	Standard	1668A-CS4-018	400	400	800	---	---	---	---	---	100	100	100	200	100	1,000
5 5-190502B05	HE-19-CS5-005	Standard	1668A-CS4-018	2000	2000	4000	---	---	---	---	---	100	100	100	200	100	1,000

Quantify Sample Summary Report **MassLynx MassLynx V4.1 SCN 901**

Dataset: I:\Organics Instrument\HIGHRES GCMS Completed Results Files\HR-5\ICALs\5-190502B-ICAL.qld

Last Altered: Friday, May 03, 2019 08:59:50 Eastern Daylight Time

Printed: Thursday, May 16, 2019 16:27:00 Eastern Daylight Time

Method: C:\MassLynx\PCB.PRO\MethDB\1668-OCTYL-1-ICAL.mdb 28 Dec 2018 11:55:27
 Calibration: C:\MassLynx\PCB.PRO\CurveDB\5-190502B-ICAL.cdb 03 May 2019 08:59:50

Name: 5-190502B01, Date: 02-May-2019, Time: 12:04:37, ID: H5-19-CS1-005, Description: 1668A-CS1-018, Vial: Tray1:40

1	2	3	4	5	6	7	8	9	10	11	12	13	14	15	16	17	18	19	20	21	22	23	24	25	26	27	28	29	30	31	32	33	34
TargetAnalyte	#Hom	Total Area	Ion1 Area	Ion2 Area	Ra	Ra Fail=Y...	RT	RRT	RT LCL	RT UCL	Conc.	%Rec	Mod.Comment	Noise 1	Noise 2																		
PCB-1		78829	59788	19042	3.14	NO	8.90	1.00	8.87	8.94	0.98154	98.2		1219	1601																		
PCB-3		76853	59047	17806	3.32	NO	10.44	1.00	10.40	10.47	0.99250	99.3		1219	1601																		
PCB-4		41727	25391	16336	1.55	NO	10.61	1.00	10.57	10.64	0.98280	98.3		2330	7638																		
PCB-15		68244	41682	26562	1.57	NO	14.30	1.00	14.27	14.33	0.94971	95.0		2677	7327																		
PCB-19		40082	20951	19131	1.10	NO	12.62	1.00	12.58	12.65	0.96943	96.9		4926	2674																		
PCB-37		61219	31595	29624	1.07	NO	18.25	1.00	18.22	18.28	0.97227	97.2		6934	4701																		
PCB-54		51778	22725	29052	0.78	NO	14.47	1.00	14.44	14.51	0.98184	98.2		1087	1704																		
PCB-81		66870	29912	36958	0.81	NO	21.82	1.00	21.79	21.86	1.06992	107.0		2619	4099																		
PCB-77		58048	25938	32110	0.81	NO	22.13	1.00	22.10	22.16	0.97216	97.2		2619	4099																		
PCB-104		50508	31259	19249	1.62	NO	17.55	1.00	17.51	17.58	0.97012	97.0		536	919																		
PCB-123		49850	28960	20890	1.39	NO	23.13	1.00	23.10	23.17	0.99626	99.6		1295	1485																		
PCB-118		51272	31456	19816	1.59	NO	23.30	1.00	23.27	23.33	0.96608	96.6		1295	1485																		
PCB-114		50238	30645	19593	1.56	NO	23.59	1.00	23.56	23.62	0.97066	97.1		1295	1485																		
PCB-105		55523	33818	21706	1.56	NO	23.94	1.00	23.91	23.97	1.06099	106.1		1295	1485																		
PCB-126		48043	29589	18454	1.60	NO	25.54	1.00	25.50	25.57	0.96229	96.2		1295	1485																		
PCB-155		51789	29348	22441	1.31	NO	20.55	1.00	20.51	20.58	1.00255	100.3		653	718																		
PCB-167		53895	30090	23805	1.26	NO	26.44	1.00	26.41	26.48	1.05289	105.3		927	1161																		
PCB-156/157		102911	56818	46094	1.23	NO	27.07	1.00	27.04	27.10	2.05987	103.0		927	1161																		
PCB-169		43032	24383	18649	1.31	NO	28.74	1.00	28.71	28.77	0.96499	96.5		927	1161																		
PCB-188		43950	21947	22003	1.00	NO	23.54	1.00	23.51	23.58	0.95835	95.8		2045	1570																		
PCB-189		35036	18049	16987	1.06	NO	30.02	1.00	29.99	30.05	0.95291	95.3		2594	1812																		
PCB-202		41185	19355	21830	0.89	NO	26.32	1.00	26.29	26.36	0.98562	98.6		497	741																		
PCB-205		28333	13081	15252	0.86	NO	31.41	1.00	31.38	31.45	0.94219	94.2		584	798																		
PCB-208		30131	13379	16752	0.80	NO	29.76	1.00	29.73	29.79	1.00138	100.1		1185	2882																		
PCB-206		19679	8117	11562	0.70	NO	32.51	1.00	32.48	32.54	1.01229	101.2		1185	2882																		
PCB-209		22914	12494	10419	1.20	NO	33.64	1.00	33.61	33.67	0.98215	98.2		271	495																		
13C-PCB-31		7015191	3605329	3409862	1.06	NO	15.82	0.87	15.79	15.86	103.31855	103.3		46153	19704																		
13C-PCB-95		3167239	1944229	1223010	1.59	NO	19.13	1.09	19.10	19.17	101.19855	101.2		3635	3519																		
13C-PCB-153		4427194	2506257	1920936	1.30	NO	24.22	1.18	24.19	24.25	103.45108	103.5		7560	3778																		
13C-PCB-28		7086526	3638799	3447727	1.06	NO	16.00	0.94	15.97	16.03	102.24615	102.2		46153	19704																		
13C-PCB-111		4324838	2650534	1674304	1.58	NO	22.06	1.07	22.02	22.09	101.97980	102.0		3635	3519																		
13C-PCB-178		3438988	1757295	1681693	1.04	NO	25.10	1.01	25.07	25.13	100.76998	100.8		3420	3075																		
13C-PCB-1		7403023	5618438	1784585	3.15	NO	8.90	0.75	8.87	8.94	99.94473	99.9		3850	21051																		
ALS-PCB-3		6840180	5180820	1659360	3.12	NO	10.44	0.78	10.40	10.47	99.06709	99.1		3850	21051																		

Quantify Sample Summary Report **MassLynx MassLynx V4.1 SCN 901**

Dataset: I:\Organics Instrument\HIGHRES GCMS Completed Results Files\HR-5\ICALs\5-190502B-ICAL.qld

Last Altered: Friday, May 03, 2019 08:59:50 Eastern Daylight Time

Printed: Thursday, May 16, 2019 16:27:00 Eastern Daylight Time

Name: 5-190502B01, Date: 02-May-2019, Time: 12:04:37, ID: H5-19-CS1-005, Description: 1668A-CS1-018, Vial: Tray1:40

Target Analyte	#Hom	Total Area	Ion1 Area	Ion2 Area	Ra	Ra Fail=Y...	RT	RRT	RT LCL	RT UCL	Conc.	%Rec	Mod.Comment	Noise 1	Noise 2
13C-PCB-4		4657973	2864445	1793528	1.60	NO	10.59	0.89	10.56	10.63	99.16788	99.2		26059	6017
13C-PCB-15		6915894	4239363	2676531	1.58	NO	14.29	1.20	14.26	14.32	99.34926	99.3		42144	13775
13C-PCB-19		3588783	1829172	1759612	1.04	NO	12.61	1.06	12.57	12.64	98.78301	98.8		40430	21667
13C-PCB-37		5973860	3070892	2902968	1.06	NO	18.24	1.07	18.21	18.27	99.61990	99.6		46153	19704
13C-PCB-54		5038430	2226506	2811924	0.79	NO	14.46	0.85	14.43	14.50	99.48021	99.5		5601	3487
13C-PCB-81		5232295	2307244	2925051	0.79	NO	21.81	1.06	21.78	21.85	101.06177	101.1		7870	3324
13C-PCB-77		5317639	2352106	2965533	0.79	NO	22.12	1.07	22.09	22.15	101.49699	101.5		7870	3324
13C-PCB-104		4526137	2772429	1753708	1.58	NO	17.53	1.03	17.49	17.56	99.85015	99.9		1359	1288
13C-PCB-123		4702105	2889529	1812576	1.59	NO	23.11	1.12	23.07	23.14	100.98681	101.0		7742	6145
13C-PCB-118		4612804	2827581	1785223	1.58	NO	23.29	1.13	23.26	23.32	101.18003	101.2		7742	6145
13C-PCB-114		4449846	2742994	1706852	1.61	NO	23.58	0.95	23.55	23.61	102.04428	102.0		7742	6145
13C-PCB-105		4477360	2757491	1719869	1.60	NO	23.93	0.96	23.90	23.96	101.19132	101.2		7742	6145
13C-PCB-126		4272731	2626317	1646414	1.60	NO	25.52	1.02	25.49	25.56	101.74367	101.7		7742	6145
13C-PCB-155		4861667	2711779	2149888	1.26	NO	20.54	0.99	20.50	20.57	98.55382	98.6		1377	2278
13C-PCB-167		4211999	2369915	1842084	1.29	NO	26.43	1.06	26.40	26.46	99.46135	99.5		7560	3778
13C-PCB-156/157		8170861	4627269	3543593	1.31	NO	27.06	1.09	27.03	27.09	200.39886	100.2		7560	3778
13C-PCB-169		3840285	2172192	1668092	1.30	NO	28.73	1.15	28.69	28.76	99.83095	99.8		7560	3778
13C-PCB-188		4584657	2369983	2214674	1.07	NO	23.53	0.94	23.50	23.56	98.79160	98.8		3420	3075
13C-PCB-189		3826560	1970807	1855753	1.06	NO	30.01	0.96	29.97	30.04	98.30579	98.3		13588	10744
13C-PCB-202		3853339	1824120	2029220	0.90	NO	26.31	1.06	26.28	26.34	98.45272	98.5		1402	2685
13C-PCB-205		3121668	1472468	1649200	0.89	NO	31.40	1.01	31.37	31.43	99.09695	99.1		5268	6075
13C-PCB-208		2728231	1197140	1531090	0.78	NO	29.75	0.96	29.71	29.78	98.81195	98.8		2242	3932
13C-PCB-206		1726640	762859	963781	0.79	NO	32.49	1.04	32.45	32.52	96.74277	96.7		2242	3932
13C-PCB-209		2585496	1408162	1177334	1.20	NO	33.63	1.08	33.59	33.66	96.95924	97.0		400	520
13C-PCB-9		7412748	4533598	2879150	1.57	NO	11.87	0.48	11.84	11.90	127.28054	127.3		26059	6017
13C-PCB-52		3761866	1682727	2079140	0.81	NO	16.99	0.68	16.95	17.02	126.05135	126.1		6893	4087
13C-PCB-101		3235832	1981766	1254065	1.58	NO	20.67	0.83	20.63	20.70	124.91596	124.9		3635	3519
13C-PCB-138		3562690	2012079	1550611	1.30	NO	24.91	0.00	24.87	24.94	127.87429	127.9		7560	3778
13C-PCB-194		2529646	1195460	1334186	0.90	NO	31.13	1.25	31.10	31.16	127.47617	127.5		5268	6075
Total MoCB-F1	3		119823								1189.68489			1219	
Total DiCB-F1	1		25391								0.98280			2330	
Total DiCB-F2	1		41682								0.94971			2677	
Total TrCB-F1	1		20951								0.96943			2127	
Total TrCB-F3	9		107033								141671.73267			2310	
Total TeCB-F2	1		22725								0.98184			1087	
Total TeCB-F4	8		73845								35356.83718			2619	
Appendix	2		33739								3582.24306			586	of 468

Quantify Sample Summary Report **MassLynx MassLynx V4.1 SCN 901**

Dataset: I:\Organics Instrument\HIGHRES GCMS Completed Results Files\HR-5\ICALs\5-190502B-ICAL.qld

Last Altered: Friday, May 03, 2019 08:59:50 Eastern Daylight Time

Printed: Thursday, May 16, 2019 16:27:00 Eastern Daylight Time

Name: 5-190502B01, Date: 02-May-2019, Time: 12:04:37, ID: H5-19-CS1-005, Description: 1665A-CS1-018, Vial: Tray1:40

Target Analyte	#Hom	Total Area	Ion1 Area	Ion2 Area	Ra	Ra Fail=Y...	RT	RRT	RT LCL	RT UCL	Conc.	%Rec	Mod.Comment	Noise 1	Noise 2
Total PeCB-F5	12	169612									22147.80719			1295	
Total HxCB-F4	5	39154									16683.36079			653	
Total HxCB-F5	16	138886									41923.99343			927	
Total HpCB-F5	16	112583									178838.87485			812	
Total HpCB-F6	4	20017									3365.05711			939	
Total OcCB-F5	6	33258									26542.40545			497	
Total OcCB-F6	5	18592									11892.53750			584	
Total NoCB-F6	3	23086									4021.10439			1185	
Total DeCB-F7	1	12494									0.98215			271	
Total 13C-MoCB-F1	3	10817742									25786.71972			3850	
Total 13C-DiCB-F1	4	7449211									228.54457			26059	
Total 13C-DiCB-F2	1	4239363									99.34926			42144	
Total 13C-TrCB-F1	2	1966600									329291.14036			40430	
Total 13C-TrCB-F3	7	10382845									77258.93704			46153	
Total 13C-TeCB-F2	1	2226506									99.48021			5601	
Total 13C-TeCB-F3	6	1748882									131.13482			6893	
Total 13C-TeCB-F4	8	4760366									130825.46510			7870	
Total 13C-PeCB-F3	3	272960									1040.93003			1359	
Total 13C-PeCB-F4	7	6600097									332.43881			3635	
Total 13C-PeCB-F5	13	14212251									431335.33677			7742	
Total 13C-HxCB-F4	3	2727862									18276.05332			1377	
Total 13C-HxCB-F5	12	13854040									680.37639			7560	
Total 13C-HpCB-F5	12	4214624									150055.47113			3420	
Total 13C-HpCB-F6	11	2264948									480163.44939			13588	
Total 13C-OcCB-F5	9	1834784									23362.19147			1402	
Total 13C-OcCB-F6	5	2797437									254.22040			5268	
Total 13C-NoCB-F6	8	1964796									10869.10338			2242	
Total 13C-DeCB-F7	1	1408162									96.95924			400	
Lockmass F1		0												344872	
Lockmass F2		0												309028	
Lockmass F3		0												671291	
Lockmass F4		0												418170	
Lockmass F5		0												131672	
Lockmass F6		0												57362	
Lockmass F7		0												30850	

Quantify Sample Summary Report **MassLynx MassLynx V4.1 SCN 901**

Dataset: I:\Organics Instrument\HIGHRES GCMS Completed Results Files\HR-5\ICALs\5-190502B-ICAL.qld

Last Altered: Friday, May 03, 2019 08:59:50 Eastern Daylight Time

Printed: Thursday, May 16, 2019 16:27:00 Eastern Daylight Time

Name: 5-190502B04, Date: 02-May-2019, Time: 14:13:57, ID: H5-19-CS2-005, Description: 1668A-CS2-018, Vial: Tray1:42

Target Analyte	#Hom	Total Area	Ion1 Area	Ion2 Area	Ra	Ra Fail=Y...	RT	RRT	RT LCL	RT UCL	Conc.	%Rec	Mod.Comment	Noise 1	Noise 2
PCB-1		339350	258780	80569	3.21	NO	8.88	1.00	8.84	8.91	5.09369	101.9		1388	1994
PCB-3		326595	250620	75975	3.30	NO	10.41	1.00	10.38	10.45	5.00919	100.2		1388	1994
PCB-4		178860	108767	70093	1.55	NO	10.58	1.00	10.55	10.61	4.97326	99.5		1808	7025
PCB-15		299108	182106	117003	1.56	NO	14.26	1.00	14.23	14.30	5.10059	102.0		3273	7798
PCB-19		176884	91172	85712	1.06	NO	12.58	1.00	12.55	12.61	5.05778	101.2		4641	3512
PCB-37		261539	133262	128277	1.04	NO	18.22	1.00	18.19	18.25	5.09295	101.9		7952	6427
PCB-54		217741	95893	121848	0.79	NO	14.44	1.00	14.40	14.47	4.96366	99.3		1112	1931
PCB-81		252697	109154	143543	0.76	NO	21.80	1.00	21.76	21.83	5.00077	100.0		2209	3206
PCB-77		241071	105010	136061	0.77	NO	22.10	1.00	22.07	22.13	4.99934	100.0		2209	3206
PCB-104		221078	137111	83967	1.63	NO	17.51	1.00	17.47	17.54	5.10773	102.2		674	925
PCB-123		204156	125770	78387	1.60	NO	23.10	1.00	23.06	23.13	5.13470	102.7		1698	1614
PCB-118		214541	132216	82325	1.61	NO	23.26	1.00	23.23	23.30	5.07085	101.4		1698	1614
PCB-114		209261	127745	81515	1.57	NO	23.57	1.00	23.53	23.60	5.11171	102.2		1698	1614
PCB-105		210698	129119	81579	1.58	NO	23.92	1.00	23.88	23.95	5.02255	100.5		1698	1614
PCB-126		203311	124222	79089	1.57	NO	25.51	1.00	25.48	25.55	5.07720	101.5		1698	1614
PCB-155		219767	122580	97187	1.26	NO	20.51	1.00	20.48	20.54	5.05796	101.2		680	722
PCB-167		211323	117336	93987	1.25	NO	26.42	1.00	26.39	26.45	5.08135	101.6		1593	1161
PCB-156/157		411267	224343	186924	1.20	NO	27.05	1.00	27.01	27.08	10.23720	102.4		1593	1161
PCB-169		178152	98209	79943	1.23	NO	28.71	1.00	28.68	28.75	4.98435	99.7		1593	1161
PCB-188		193320	97219	96101	1.01	NO	23.52	1.00	23.48	23.55	5.22953	104.6		2722	1504
PCB-189		153369	77155	76214	1.01	NO	29.99	1.00	29.96	30.03	5.03328	100.7		3481	2041
PCB-202		173770	81030	92740	0.87	NO	26.30	1.00	26.26	26.33	5.10039	102.0		681	667
PCB-205		122677	58072	64605	0.90	NO	31.39	1.00	31.35	31.42	5.04637	100.9		1084	1239
PCB-208		123873	54426	69447	0.78	NO	29.74	1.00	29.70	29.77	5.04423	100.9		1508	3587
PCB-206		80072	35577	44496	0.80	NO	32.47	1.00	32.44	32.51	5.00960	100.2		1508	3587
PCB-209		96084	52495	43589	1.20	NO	33.61	1.00	33.58	33.64	5.07911	101.6		249	468
13C-PCB-31		5759595	2956009	2803586	1.05	NO	15.79	0.87	15.76	15.83	102.57813	102.6		38886	19116
13C-PCB-95		2620638	1614262	1006376	1.60	NO	19.10	1.09	19.07	19.14	104.21617	104.2		3445	2571
13C-PCB-153		3512470	1973051	1539419	1.28	NO	24.18	1.18	24.15	24.22	100.56252	100.6		3857	5536
13C-PCB-28		5899773	3028106	2871668	1.05	NO	15.96	0.94	15.93	15.99	103.19412	103.2		38886	19116
13C-PCB-111		3538805	2176388	1362417	1.60	NO	22.02	1.07	21.98	22.05	102.05902	102.1		3445	2571
13C-PCB-178		2802345	1438805	1363540	1.06	NO	25.08	1.01	25.04	25.11	102.79237	102.8		3655	2935
13C-PCB-1		6141082	4647242	1493840	3.11	NO	8.86	0.75	8.83	8.90	98.71879	98.7		3319	22381
13C-PCB-3		5759432	4339356	1420076	3.06	NO	10.40	0.88	10.37	10.43	99.32205	99.3		3319	22381
13C-PCB-4		3945675	2431933	1513742	1.61	NO	10.57	0.89	10.53	10.60	100.02292	100.0		34493	6152
13C-PCB-15		5644008	3449359	2194650	1.57	NO	14.25	1.20	14.22	14.29	96.54017	96.5		55186	11780
APB-Carada Ltd.		3035561	1547080	1488482	1.23	NO	12.53	1.06	12.53	12.60	99.48970	99.5		33381	468203

Quantify Sample Summary Report MassLynx MassLynx V4.1 SCN 901

Dataset: I:\Organics Instrument\HIGHRES GCMS Completed Results Files\HR-5\ICALs\5-190502B-ICAL.qld

Last Altered: Friday, May 03, 2019 08:59:50 Eastern Daylight Time

Printed: Thursday, May 16, 2019 16:27:00 Eastern Daylight Time

Name: 5-190502B04, Date: 02-May-2019, Time: 14:13:57, ID: H5-19-CS2-005, Description: 1668A-CS2-018, Vial: Tray1:42

Target Analyte	#Hom	Total Area	Ion1 Area	Ion2 Area	Ra	Ra Fail=Y...	RT	RRT	RT LCL	RT UCL	Conc.	%Rec	Mod.Comment	Noise 1	Noise 2
13C-PCB-37		4872207	2486456	2385751	1.04	NO	18.20	1.07	18.17	18.24	98.49694	98.5		38886	19116
13C-PCB-54		4191143	1854821	2336322	0.79	NO	14.43	0.85	14.39	14.46	100.31826	100.3		6465	5127
13C-PCB-81		4230322	1867555	2362767	0.79	NO	21.79	1.06	21.75	21.82	99.93521	99.9		9738	8476
13C-PCB-77		4294400	1888473	2405927	0.78	NO	22.08	1.07	22.05	22.12	100.25067	100.3		9738	8476
13C-PCB-104		3762772	2313131	1449642	1.60	NO	17.50	1.03	17.46	17.53	101.52649	101.5		1814	1626
13C-PCB-123		3736311	2289451	1446860	1.58	NO	23.08	1.12	23.05	23.12	98.14446	98.1		6254	6954
13C-PCB-118		3677289	2258279	1419009	1.59	NO	23.25	1.13	23.22	23.29	98.65246	98.7		6254	6954
13C-PCB-114		3519669	2163700	1355968	1.60	NO	23.55	0.95	23.52	23.59	98.71789	98.7		6254	6954
13C-PCB-105		3589165	2206820	1382344	1.60	NO	23.90	0.96	23.87	23.94	99.21219	99.2		6254	6954
13C-PCB-126		3427020	2110739	1316282	1.60	NO	25.50	1.03	25.47	25.53	99.80883	99.8		6254	6954
13C-PCB-155		4089216	2280339	1808877	1.26	NO	20.50	0.99	20.47	20.53	101.38617	101.4		1423	1489
13C-PCB-167		3422065	1942714	1479351	1.31	NO	26.39	1.06	26.36	26.43	101.15634	101.2		3857	5536
13C-PCB-156/157		6570327	3718356	2851971	1.30	NO	27.03	1.09	27.00	27.07	201.72197	100.9		3857	5536
13C-PCB-169		3078017	1741289	1336728	1.30	NO	28.70	1.15	28.67	28.74	100.16401	100.2		3857	5536
13C-PCB-188		3695617	1901463	1794155	1.06	NO	23.51	0.95	23.47	23.54	99.68710	99.7		3655	2935
13C-PCB-189		3171293	1620889	1550405	1.05	NO	29.98	0.96	29.95	30.02	101.98723	102.0		6208	6403
13C-PCB-202		3141855	1495915	1645940	0.91	NO	26.29	1.06	26.25	26.32	100.48827	100.5		1617	2502
13C-PCB-205		2523595	1198077	1325518	0.90	NO	31.38	1.01	31.34	31.41	99.65973	99.7		3908	7203
13C-PCB-208		2226623	980616	1246007	0.79	NO	29.71	0.96	29.68	29.74	100.32324	100.3		1935	2975
13C-PCB-206		1419624	626081	793542	0.79	NO	32.46	1.04	32.43	32.49	98.95013	99.0		1935	2975
13C-PCB-209		2096486	1142797	953689	1.20	NO	33.60	1.08	33.56	33.63	97.80564	97.8		424	433
13C-PCB-9		6225512	3830126	2395386	1.60	NO	11.83	0.48	11.80	11.86	106.89512	106.9		34493	6152
13C-PCB-52		3103111	1383845	1719266	0.80	NO	16.96	0.68	16.93	16.99	103.97800	104.0		7408	4345
13C-PCB-101		2645669	1619306	1026363	1.58	NO	20.63	0.83	20.60	20.66	102.13334	102.1		3445	2571
13C-PCB-138		2846028	1601604	1244424	1.29	NO	24.87	0.00	24.84	24.91	102.15142	102.2		3857	5536
13C-PCB-194		2033448	968701	1064748	0.91	NO	31.10	1.25	31.07	31.14	102.47135	102.5		3908	7203
Total MoCB-F1	3		515357								6973.25941			1388	
Total DiCB-F1	2		113128								9882.71010			1808	
Total DiCB-F2	1		182106								5.10059			3273	
Total TrCB-F1	1		91172								5.05778			1772	
Total TrCB-F3	9		426839								544758.59444			2244	
Total TeCB-F2	1		95893								4.96366			1112	
Total TeCB-F4	9		229743								30874.54922			2209	
Total PeCB-F3	2		139352								3293.25880			674	
Total PeCB-F5	12		666365								38539.64188			1698	
Total HxCB-F4	6		132636								16753.26462			680	
Appendix	18		481895								64889.25250			1593	468

Quantify Sample Summary Report **MassLynx MassLynx V4.1 SCN 901**

Dataset: I:\Organics Instrument\HIGHRES GCMS Completed Results Files\HR-5\ICALs\5-190502B-ICAL.qld

Last Altered: Friday, May 03, 2019 08:59:50 Eastern Daylight Time

Printed: Thursday, May 16, 2019 16:27:00 Eastern Daylight Time

Name: 5-190502B04, Date: 02-May-2019, Time: 14:13:57, ID: H5-19-CS2-005, Description: 1668A-CS2-018, Vial: Tray1:42

Target Analyte	#Hom	Total Area	Ion1 Area	Ion2 Area	Ra	Ra Fail=Y...	RT	RRT	RT LCL	RT UCL	Conc.	%Rec	Mod.Comment	Noise 1	Noise 2
Total HpCB-F5	17	403776	403776								611033.15971			865	
Total HpCB-F6	4	84094	84094								12593.24776			1453	
Total OCB-F5	6	92540	92540								22650.07446			681	
Total OCB-F6	5	68271	68271								22756.90094			1084	
Total NoCB-F6	3	92101	92101								3973.41175			1508	
Total DeCB-F7	1	52495	52495								5.07911			249	
Total 13C-MoCB-F1	3	9003730	9003730								23360.26841			3319	
Total 13C-DiCB-F1	3	6296023	6296023								208.52560			34493	
Total 13C-DiCB-F2	1	3449359	3449359								96.54017			55186	
Total 13C-TiCB-F1	1	1547080	1547080								99.48970			33339	
Total 13C-TiCB-F3	6	8518002	8518002								52435.93768			38886	
Total 13C-TeCB-F2	1	1854821	1854821								100.31826			6465	
Total 13C-TeCB-F3	5	1440262	1440262								108.23713			7408	
Total 13C-TeCB-F4	7	3844948	3844948								116500.89254			9738	
Total 13C-PeCB-F3	1	2313131	2313131								101.52649			1814	
Total 13C-PeCB-F4	6	5432564	5432564								312.65822			3445	
Total 13C-PeCB-F5	14	11355771	11355771								388003.62063			6254	
Total 13C-HxCB-F4	5	2293544	2293544								16374.80250			1423	
Total 13C-HxCB-F5	15	11122662	11122662								650.20790			3857	
Total 13C-HpCB-F5	9	3419638	3419638								138060.67864			3655	
Total 13C-HpCB-F6	9	1827679	1827679								403050.13062			6208	
Total 13C-OcCB-F5	8	1505623	1505623								17325.17260			1617	
Total 13C-OcCB-F6	6	2284198	2284198								227.59829			3908	
Total 13C-NoCB-F6	3	1608423	1608423								4556.91098			1935	
Total 13C-DeCB-F7	1	1142797	1142797								97.80564			424	
Lockmass F1		0	0											443520	
Lockmass F2		0	0											277020	
Lockmass F3		0	0											748420	
Lockmass F4		0	0											360301	
Lockmass F5		0	0											141051	
Lockmass F6		0	0											60558	
Lockmass F7		0	0											26267	

Quantify Sample Summary Report **MassLynx MassLynx V4.1 SCN 901**

Dataset: I:\Organics Instrument\HIGHRES GCMS Completed Results Files\HR-5\ICALs\5-190502B-ICAL.qld

Last Altered: Friday, May 03, 2019 08:59:50 Eastern Daylight Time

Printed: Thursday, May 16, 2019 16:27:00 Eastern Daylight Time

Name: 5-190502B03, Date: 02-May-2019, Time: 13:31:47, ID: H5-19-CS3-005, Description: 1668A-CS3-018B1, Vial: Tray1:1

Target Analyte	#Hom	Total Area	Ion1 Area	Ion2 Area	Ra	Ra Fail=Y...	RT	RRT	RT LCL	RT UCL	Conc.	%Rec	Mod.Comment	Noise 1	Noise 2
PCB-1		1970412	1496041	474371	3.15	NO	8.89	1.00	8.86	8.92	48.98128	98.0		1837	2656
PCB-3		1892672	1442674	449998	3.21	NO	10.43	1.00	10.39	10.46	49.34146	98.7		1837	2656
PCB-4		1061459	635798	425660	1.49	NO	10.59	1.00	10.56	10.63	48.74586	97.5		1931	8914
PCB-15		1736449	1058590	677859	1.56	NO	14.27	1.00	14.24	14.30	49.33850	98.7		2990	6301
PCB-19		1048228	540572	507656	1.06	NO	12.59	1.00	12.56	12.63	49.92761	99.9		5448	3737
PCB-37		1515336	771760	743576	1.04	NO	18.23	1.00	18.20	18.26	48.58763	97.2		9681	8512
PCB-54		1336237	591663	744574	0.79	NO	14.45	1.00	14.41	14.48	49.41055	98.8		1081	2532
PCB-81		1490952	649440	841512	0.77	NO	21.81	1.00	21.77	21.84	47.77761	95.6		1575	3945
PCB-77		1459679	640678	819001	0.78	NO	22.11	1.00	22.08	22.14	49.20479	98.4		1575	3945
PCB-104		1326618	811458	515160	1.58	NO	17.52	1.00	17.48	17.55	49.47993	99.0		746	1153
PCB-123		1237431	752272	480159	1.58	NO	23.11	1.00	23.07	23.14	48.85408	97.7		3138	2307
PCB-118		1330559	812658	517901	1.57	NO	23.28	1.00	23.24	23.31	49.41803	98.8		3138	2307
PCB-114		1257775	771737	486038	1.59	NO	23.58	1.00	23.55	23.61	48.66136	97.3		3138	2307
PCB-105		1254318	767005	487312	1.57	NO	23.92	1.00	23.88	23.95	47.23429	94.5		3138	2307
PCB-126		1229309	745975	483335	1.54	NO	25.52	1.00	25.49	25.56	49.46598	98.9		3138	2307
PCB-155		1323882	737969	585913	1.26	NO	20.53	1.00	20.50	20.56	48.88635	97.8		1390	528
PCB-167		1238076	682595	555482	1.23	NO	26.42	1.00	26.39	26.45	47.84608	95.7		2284	2517
PCB-156/157		2423587	1338057	1085531	1.23	NO	27.05	1.00	27.01	27.08	96.65699	96.7		2284	2517
PCB-169		1105821	612519	493302	1.24	NO	28.73	1.00	28.69	28.76	49.64501	99.3		2284	2517
PCB-188		1167128	594245	572883	1.04	NO	23.53	1.00	23.50	23.56	49.02825	98.1		3751	2742
PCB-189		936685	475833	460852	1.03	NO	29.99	1.00	29.96	30.03	49.03552	98.1		6826	6382
PCB-202		1072577	505882	566695	0.89	NO	26.30	1.00	26.26	26.33	49.18526	98.4		916	682
PCB-205		773059	366151	406908	0.90	NO	31.40	1.00	31.37	31.43	50.14480	100.3		2299	1752
PCB-208		772211	342008	430203	0.80	NO	29.74	1.00	29.70	29.77	48.85222	97.7		2456	3051
PCB-206		503853	224290	279563	0.80	NO	32.49	1.00	32.45	32.52	49.16671	98.3		2456	3051
PCB-209		604611	326149	278462	1.17	NO	33.63	1.00	33.59	33.66	49.43829	98.9		341	493
13C-PCB-31		3144468	1612854	1531615	1.05	NO	15.80	0.87	15.77	15.84	92.62289	92.6		50020	25793
13C-PCB-95		1445048	887246	557802	1.59	NO	19.11	1.09	19.08	19.15	91.06857	91.1		2477	2204
13C-PCB-153		1996655	1123240	873414	1.29	NO	24.19	1.18	24.16	24.23	91.72791	91.7		3191	2418
13C-PCB-28		3229814	1650193	1579622	1.04	NO	15.97	0.94	15.94	16.00	91.45677	91.5		50020	25793
13C-PCB-111		1994548	1228343	766205	1.60	NO	22.03	1.07	21.99	22.06	92.36518	92.4		2477	2204
13C-PCB-178		1593259	815507	777751	1.05	NO	25.09	1.01	25.06	25.12	92.58361	92.6		3649	2200
13C-PCB-1		3708145	2813408	894737	3.14	NO	8.88	0.75	8.84	8.91	98.71806	98.7		4158	17729
13C-PCB-3		3388454	2567685	820769	3.13	NO	10.41	0.88	10.38	10.45	96.77263	96.8		4158	17729
13C-PCB-4		2388992	1461611	927381	1.58	NO	10.58	0.89	10.55	10.61	100.29467	100.3		36845	6570
13C-PCB-15		3387313	2074870	1312443	1.58	NO	14.26	1.20	14.23	14.30	95.95348	96.0		48346	11849
13C-PCB-16		1822322	928619	893708	1.23	NO	12.55	1.06	12.55	12.61	98.91204	98.9		44376	468037

Quantify Sample Summary Report MassLynx MassLynx V4.1 SCN 901

Dataset: I:\Organics Instrument\HIGHRES GCMS Completed Results Files\HR-5\ICALs\5-190502B-ICAL.qld

Last Altered: Friday, May 03, 2019 08:59:50 Eastern Daylight Time

Printed: Thursday, May 16, 2019 16:27:00 Eastern Daylight Time

Name: 5-190502B03, Date: 02-May-2019, Time: 13:31:47, ID: H5-19-CS3-005, Description: 1668A-CS3-018B1, Vial: Tray1:1

Target Analyte	#Hom	Total Area	Ion1 Area	Ion2 Area	Ra	Ra Fail=Y...	RT	RRT	RT LCL	RT UCL	Conc.	%Rec	Mod.Comment	Noise 1	Noise 2
13C-PCB-37		2958975	1514395	1444580	1.05	NO	18.21	1.07	18.18	18.24	96.84049	96.8		50020	25793
13C-PCB-54		2583795	1145988	1437807	0.80	NO	14.44	0.85	14.40	14.47	100.12080	100.1		7546	5834
13C-PCB-81		2612464	1149413	1463051	0.79	NO	21.80	1.06	21.76	21.83	99.09791	99.1		8156	4710
13C-PCB-77		2641922	1168382	1473540	0.79	NO	22.09	1.07	22.06	22.13	99.03159	99.0		8156	4710
13C-PCB-104		2330811	1426899	903912	1.58	NO	17.51	1.03	17.47	17.54	100.98282	101.0		1244	1330
13C-PCB-123		2380207	1461160	919048	1.59	NO	23.10	1.12	23.06	23.13	100.39372	100.4		4997	4479
13C-PCB-118		2340166	1437825	902341	1.59	NO	23.26	1.13	23.23	23.30	100.80820	100.8		4997	4479
13C-PCB-114		2222281	1366000	856281	1.60	NO	23.57	0.95	23.53	23.60	100.08341	100.1		4997	4479
13C-PCB-105		2271996	1400871	871126	1.61	NO	23.91	0.96	23.87	23.94	100.84360	100.8		4997	4479
13C-PCB-126		2126842	1307851	818991	1.60	NO	25.51	1.03	25.48	25.55	99.46185	99.5		4997	4479
13C-PCB-155		2548671	1421689	1126983	1.26	NO	20.51	0.99	20.48	20.54	101.46621	101.5		1925	2031
13C-PCB-167		2129223	1201860	927364	1.30	NO	26.41	1.06	26.37	26.44	99.70906	99.7		3191	2418
13C-PCB-156/157		4100807	2320364	1780443	1.30	NO	27.03	1.09	27.00	27.07	199.45464	99.7		3191	2418
13C-PCB-169		1918217	1087286	830931	1.31	NO	28.71	1.15	28.68	28.75	98.88873	98.9		3191	2418
13C-PCB-188		2379829	1219378	1160451	1.05	NO	23.51	0.94	23.47	23.54	101.69655	101.7		3649	2200
13C-PCB-189		1988074	1022330	965744	1.06	NO	29.98	0.96	29.95	30.02	101.28625	101.3		6831	6875
13C-PCB-202		2010979	955672	1055307	0.91	NO	26.29	1.06	26.25	26.32	101.89325	101.9		997	2838
13C-PCB-205		1600375	761780	838594	0.91	NO	31.39	1.01	31.35	31.42	100.09669	100.1		3159	4774
13C-PCB-208		1433229	628092	805138	0.78	NO	29.72	0.96	29.69	29.76	102.27478	102.3		2080	2952
13C-PCB-206		910181	401956	508225	0.79	NO	32.46	1.04	32.43	32.49	100.47752	100.5		2080	2952
13C-PCB-209		1355323	736932	618392	1.19	NO	33.60	1.08	33.56	33.63	100.14117	100.1		648	426
13C-PCB-9		3759154	2306087	1453067	1.59	NO	11.84	0.48	11.81	11.88	64.54653	64.5		36845	6570
13C-PCB-52		1916808	850874	1065934	0.80	NO	16.97	0.68	16.93	17.00	64.22776	64.2		6422	3321
13C-PCB-101		1647656	1007276	640380	1.57	NO	20.64	0.83	20.61	20.67	63.60606	63.6		2477	2204
13C-PCB-138		1796514	1015587	780927	1.30	NO	24.88	0.00	24.85	24.92	64.48161	64.5		3191	2418
13C-PCB-194		1283912	610165	673746	0.91	NO	31.10	1.25	31.07	31.14	64.70004	64.7		3159	4774
Total MoCB-F1	4	2987714		55682.94300										1837	
Total DiCB-F1	2	664620		53134.95882										1931	
Total DiCB-F2	1	1058590		49.33850										2990	
Total TrCB-F1	1	540572		49.92761										1813	
Total TrCB-F3	7	2428839		3093432.055...										3147	
Total TeCB-F2	1	591663		49.41055										1081	
Total TeCB-F4	11	1312434		43874.42873										1575	
Total PeCB-F3	2	812420		1802.28050										746	
Total PeCB-F5	12	3961929		153448.71826										3138	
Total HxCB-F4	6	745763		11912.69193										1390	
Appendix	19	2794033		L2310263 PCB APPENDIX_191025										244466.40595	228 of 468

Quantify Sample Summary Report **MassLynx MassLynx V4.1 SCN 901**

Dataset: I:\Organics Instrument\HIGHRES GCMS Completed Results Files\HR-5\ICALs\5-190502B-ICAL.qld

Last Altered: Friday, May 03, 2019 08:59:50 Eastern Daylight Time

Printed: Thursday, May 16, 2019 16:27:00 Eastern Daylight Time

Name: 5-190502B03, Date: 02-May-2019, Time: 13:31:47, ID: H5-19-CS3-005, Description: 1668A-CS3-018B1, Vial: Tray1:1

Target Analyte	#Hom	Total Area	Ion1 Area	Ion2 Area	Ra	Ra Fail=Y...	RT	RRT	RT LCL	RT UCL	Conc.	%Rec	Mod.Comment	Noise 1	Noise 2
75 Total HpCB-F5	17	2377272									3531183.163...			1445	
76 Total HpCB-F6	4	517649									78850.35804			3036	
77 Total OcCB-F5	7	519114									25861.07383			916	
78 Total OcCB-F6	9	413303									110253.86235			2299	
79 Total NoCB-F6	3	569268									5836.69395			2456	
80 Total DeCB-F7	1	326149									49.43829			341	
81 Total 13C-MoCB-F1	3	5390477									14534.62829			4158	
82 Total 13C-DiCB-F1	3	3791514									165.83539			36845	
83 Total 13C-DiCB-F2	1	2074870									95.95348			48346	
84 Total 13C-TiCB-F1	2	1043663									264437.86139			42379	
85 Total 13C-TiCB-F3	5	4810544									33719.65433			50020	
86 Total 13C-TeCB-F2	2	1146288									515.39143			7546	
87 Total 13C-TeCB-F3	3	879045									66.30963			6422	
88 Total 13C-TeCB-F4	7	2367409									67106.13498			8156	
89 Total 13C-PeCB-F3	2	1427347									1010.20499			1244	
90 Total 13C-PeCB-F4	8	3137188									249.71453			2477	
91 Total 13C-PeCB-F5	15	7180730									241773.69266			4997	
92 Total 13C-HxCB-F4	2	1429119									8494.34883			1925	
93 Total 13C-HxCB-F5	15	6834046									581.08358			3191	
94 Total 13C-HpCB-F5	8	2083798									82408.40408			3649	
95 Total 13C-HpCB-F6	6	1152709									224080.31830			6831	
96 Total 13C-OcCB-F5	7	962245									12764.72903			997	
97 Total 13C-OcCB-F6	6	1447085									181.41688			3159	
98 Total 13C-NoCB-F6	5	1033413									7240.98622			2080	
99 Total 13C-DeCB-F7	1	736932									100.14117			648	
100 Lockmass F1		0												388993	
101 Lockmass F2		0												309077	
102 Lockmass F3		0												617487	
103 Lockmass F4		0												353103	
104 Lockmass F5		0												128988	
105 Lockmass F6		0												67243	
106 Lockmass F7		0												26218	

Quantify Sample Summary Report **MassLynx MassLynx V4.1 SCN 901**

Dataset: I:\Organics Instrument\HIGHRES GCMS Completed Results Files\HR-5\ICALs\5-190502B-ICAL.qld

Last Altered: Friday, May 03, 2019 08:59:50 Eastern Daylight Time

Printed: Thursday, May 16, 2019 16:27:00 Eastern Daylight Time

Name: 5-190502B06, Date: 02-May-2019, Time: 15:38:16, ID: H5-19-CS4-005, Description: 1668A-CS4-018, Vial: Tray1:44

Target Analyte	#Hom	Total Area	Ion1 Area	Ion2 Area	Ra	Ra Fail=Y...	RT	RRT	RT LCL	RT UCL	Conc.	%Rec	Mod.Comment	Noise 1	Noise 2
PCB-1		29184351	22192724	6991627	3.17	NO	8.86	1.00	8.83	8.90	408.03793	102.0		4749	3241
PCB-3		28770009	21940138	6829871	3.21	NO	10.40	1.00	10.37	10.43	407.53229	101.9		4749	3241
PCB-4		15486648	9296138	6190510	1.50	NO	10.57	1.00	10.53	10.60	408.83033	102.2		3194	29429
PCB-15		27643390	16870018	10773372	1.57	NO	14.24	1.00	14.21	14.28	417.35964	104.3		6233	19427
PCB-19		15239820	7865653	7374168	1.07	NO	12.57	1.00	12.53	12.60	408.25202	102.1		7743	4631
PCB-37		24101214	12220198	11881016	1.03	NO	18.19	1.00	18.16	18.23	407.15762	101.8		12971	15761
PCB-54		19783118	8711658	11071460	0.79	NO	14.43	1.00	14.39	14.46	405.80909	101.5		2060	3001
PCB-81		23049291	10110876	12938415	0.78	NO	21.78	1.00	21.74	21.81	397.34217	99.3		3428	4445
PCB-77		22657674	9920589	12737085	0.78	NO	22.07	1.00	22.04	22.11	410.72052	102.7		3428	4445
PCB-104		19608000	11999677	7608323	1.58	NO	17.50	1.00	17.46	17.53	405.56979	101.4		1454	2714
PCB-123		18687820	11395083	7292737	1.56	NO	23.08	1.00	23.05	23.12	399.94996	100.0		8109	8622
PCB-118		20021444	12212525	7808919	1.56	NO	23.25	1.00	23.22	23.29	408.56913	102.1		8109	8622
PCB-114		19398901	11865985	7532916	1.58	NO	23.54	1.00	23.51	23.58	406.13907	101.5		8109	8622
PCB-105		19336368	11795621	7540747	1.56	NO	23.89	1.00	23.86	23.93	397.98817	99.5		8109	8622
PCB-126		18789743	11493739	7296004	1.58	NO	25.49	1.00	25.45	25.52	407.13812	101.8		8109	8622
PCB-155		19816512	11046468	8770044	1.26	NO	20.50	1.00	20.47	20.53	402.35885	100.6		1552	2469
PCB-167		18534604	10217002	8317602	1.23	NO	26.39	1.00	26.36	26.43	396.72021	99.2		7065	11723
PCB-156/157		36170526	19927918	16242608	1.23	NO	27.02	1.00	26.99	27.06	794.84666	99.4		7065	11723
PCB-169		16963977	9377202	7586775	1.24	NO	28.69	1.00	28.66	28.72	410.67561	102.7		7065	11723
PCB-188		17114756	8671748	8443008	1.03	NO	23.51	1.00	23.47	23.54	405.15594	101.3		9571	8622
PCB-189		13900433	7011408	6889026	1.02	NO	29.97	1.00	29.94	30.00	414.02733	103.5		27129	27796
PCB-202		1552118	7355899	8196219	0.90	NO	26.29	1.00	26.25	26.32	403.59210	100.9		1837	2308
PCB-205		11388333	5402926	5985408	0.90	NO	31.38	1.00	31.34	31.41	411.28990	102.8		6909	6184
PCB-208		11129163	4950840	6178323	0.80	NO	29.72	1.00	29.69	29.76	402.40214	100.6		5009	6894
PCB-206		7464914	3325412	4139502	0.80	NO	32.46	1.00	32.43	32.49	398.10883	99.5		5009	6894
PCB-209		9076942	4913576	4163367	1.18	NO	33.60	1.00	33.56	33.63	404.25477	101.1		718	549
13C-PCB-31		6353452	3224049	3129404	1.03	NO	15.77	0.87	15.74	15.81	101.03649	101.0		71549	49388
13C-PCB-95		2947044	1794339	1152705	1.56	NO	19.09	1.09	19.05	19.12	101.55438	101.6		3395	3490
13C-PCB-153		4036655	2273426	1763228	1.29	NO	24.17	1.18	24.14	24.20	101.75614	101.8		4400	5057
13C-PCB-28		6453145	3286159	3166986	1.04	NO	15.94	0.94	15.91	15.97	101.09460	101.1		71549	49388
13C-PCB-111		4072986	2506124	1566862	1.60	NO	22.01	1.07	21.98	22.04	101.12606	101.1		3395	3490
13C-PCB-178		3163753	1611215	1552537	1.04	NO	25.07	1.01	25.03	25.10	101.75334	101.8		4212	2535
13C-PCB-1		6592943	4992477	1600467	3.12	NO	8.86	0.75	8.83	8.90	100.10007	100.1		3987	19237
13C-PCB-3		6236144	4705487	1530657	3.07	NO	10.39	0.88	10.35	10.42	101.57392	101.6		3987	19237
13C-PCB-4		4155886	2547668	1608218	1.58	NO	10.55	0.89	10.52	10.59	99.50433	99.5		24313	6404
13C-PCB-15		6374704	3894008	2480696	1.57	NO	14.23	1.20	14.20	14.27	102.98656	103.0		51636	12087
13C-PCB-16		3240124	1645603	1594549	1.02	NO	12.52	1.06	12.52	12.59	100.29997	100.3		71549	49388

Quantify Sample Summary Report **MassLynx MassLynx V4.1 SCN 901**

Dataset: I:\Organics Instrument\HIGHRES GCMS Completed Results Files\HR-5\ICALs\5-190502B-ICAL.qld

Last Altered: Friday, May 03, 2019 08:59:50 Eastern Daylight Time

Printed: Thursday, May 16, 2019 16:27:00 Eastern Daylight Time

Name: 5-190502B06, Date: 02-May-2019, Time: 15:38:16, ID: H5-19-CS4-005, Description: 1668A-CS4-018, Vial: Tray1:44

Target Analyte	#Hom	Total Area	Ion1 Area	Ion2 Area	Ra	Ra Fail=Y...	RT	RRT	RT LCL	RT UCL	Conc.	%Rec	Mod.Comment	Noise 1	Noise 2
13C-PCB-37		5616095	2885413	2730682	1.06	NO	18.18	1.07	18.15	18.22	101.68769	101.7		71549	49388
13C-PCB-54		4657656	2059319	2598337	0.79	NO	14.42	0.85	14.39	14.45	99.85088	99.9		16617	10434
13C-PCB-81		4856284	2142351	2713934	0.79	NO	21.76	1.06	21.73	21.79	98.76535	98.8		13576	8831
13C-PCB-77		4912914	2153109	2759804	0.78	NO	22.06	1.07	22.03	22.10	98.73685	98.7		13576	8831
13C-PCB-104		4202986	2566312	1636675	1.57	NO	17.48	1.03	17.44	17.51	97.63035	97.6		2399	2020
13C-PCB-123		4390842	2684825	1706017	1.57	NO	23.06	1.12	23.03	23.09	99.29467	99.3		6407	5828
13C-PCB-118		4259196	2616678	1642519	1.59	NO	23.24	1.13	23.21	23.27	98.37014	98.4		6407	5828
13C-PCB-114		4106603	2536860	1569743	1.62	NO	23.53	0.95	23.50	23.56	99.15902	99.2		6407	5828
13C-PCB-105		4156829	2557969	1598860	1.60	NO	23.88	0.96	23.85	23.91	98.92118	98.9		6407	5828
13C-PCB-126		3949661	2430435	1519226	1.60	NO	25.48	1.02	25.44	25.51	99.03016	99.0		6407	5828
13C-PCB-155		4635172	2577600	2057572	1.25	NO	20.48	0.99	20.45	20.52	98.93727	98.9		1860	1852
13C-PCB-167		3844317	2164775	1679542	1.29	NO	26.38	1.06	26.35	26.42	99.63935	99.6		4400	5057
13C-PCB-156/157		7442441	4213840	3228602	1.31	NO	27.01	1.09	26.98	27.04	200.34960	100.2		4400	5057
13C-PCB-169		3557273	2019186	1538087	1.31	NO	28.68	1.15	28.65	28.71	101.49969	101.5		4400	5057
13C-PCB-188		4223010	2169180	2053830	1.06	NO	23.48	0.94	23.45	23.52	99.88056	99.9		4212	2535
13C-PCB-189		3494210	1786090	1708120	1.05	NO	29.96	0.96	29.92	29.99	98.52927	98.5		6242	7999
13C-PCB-202		3553539	1698803	1854736	0.92	NO	26.26	1.06	26.23	26.29	99.65456	99.7		2031	2286
13C-PCB-205		2874399	1352139	1522260	0.89	NO	31.36	1.01	31.33	31.40	99.99088	100.0		3806	5845
13C-PCB-208		2507647	1102107	1405540	0.78	NO	29.70	0.96	29.67	29.73	99.52552	99.5		2975	3946
13C-PCB-206		1665397	732725	932673	0.79	NO	32.45	1.04	32.42	32.48	102.25258	102.3		2975	3946
13C-PCB-209		2488367	1351875	1136492	1.19	NO	33.58	1.08	33.55	33.62	102.25853	102.3		339	431
13C-PCB-9		6591360	4041204	2550156	1.58	NO	11.82	0.48	11.78	11.85	113.17690	113.2		24313	6404
13C-PCB-52		3464658	1543402	1921256	0.80	NO	16.94	0.68	16.91	16.97	116.09260	116.1		13334	7409
13C-PCB-101		3073124	1879159	1193965	1.57	NO	20.62	0.83	20.59	20.65	118.63480	118.6		3395	3490
13C-PCB-138		3245880	1837492	1408388	1.30	NO	24.86	0.00	24.83	24.89	116.50312	116.5		4400	5057
13C-PCB-194		2308447	1089106	1219341	0.89	NO	31.08	1.25	31.05	31.11	116.32934	116.3		3806	5845
Total MoCB-F1	5	44731412									712028.01049			4749	
Total DiCB-F1	2	9689012									721994.44392			3194	
Total DiCB-F2	4	16917131									72803.72533			6233	
Total TrCB-F1	4	7869325									6605.65586			2782	
Total TrCB-F3	10	37129388									46628671.83...			6561	
Total TeCB-F2	1	8711658									405.80909			2060	
Total TeCB-F4	13	20297714									503924.39662			3428	
Total PeCB-F3	4	12001553									3283.82473			1454	
Total PeCB-F5	16	60324022									2183650.887...			8109	
Total HxCB-F4	7	11067326									35135.26801			1552	
Appendix	22	41693114									3292909.971...			795	468

Quantify Sample Summary Report **MassLynx MassLynx V4.1 SCN 901**

Dataset: I:\Organics Instrument\HIGHRES GCMS Completed Results Files\HR-5\ICALs\5-190502B-ICAL.qld

Last Altered: Friday, May 03, 2019 08:59:50 Eastern Daylight Time

Printed: Thursday, May 16, 2019 16:27:00 Eastern Daylight Time

Name: 5-190502B06, Date: 02-May-2019, Time: 15:38:16, ID: H5-19-CS4-005, Description: 1668A-CS4-018, Vial: Tray1:44

Target Analyte	#Hom	Total Area	Ion1 Area	Ion2 Area	Ra	Ra Fail=Y...	RT	RRT	RT LCL	RT UCL	Conc.	%Rec	Mod.Comment	Noise 1	Noise 2
Total HpCB-F5	23		34781365								51541905.25...			4521	
Total HpCB-F6	7		7653328								1238304.391...			11742	
Total OcCB-F5	7		7446433								176698.77050			1837	
Total OcCB-F6	7		6136447								1576080.098...			6909	
Total NoCB-F6	8		8297785								42903.27163			5009	
Total DeCB-F7	1		4913576								404.25477			718	
Total 13C-MoCB-F1	3		9752367								74053.73110			3987	
Total 13C-DiCB-F1	3		6620282								214.08277			24313	
Total 13C-DiCB-F2	3		3896337								3812.14095			51636	
Total 13C-TrCB-F1	1		1645603								100.29997			72804	
Total 13C-TrCB-F3	5		9438881								50107.87952			71549	
Total 13C-TeCB-F2	1		2059319								99.85088			16617	
Total 13C-TeCB-F3	4		1604482								120.52611			13334	
Total 13C-TeCB-F4	7		4392978								129720.69817			13576	
Total 13C-PeCB-F3	2		2567046								908.14777			2399	
Total 13C-PeCB-F4	8		6204468								326.01610			3395	
Total 13C-PeCB-F5	14		13139409								369126.12489			6407	
Total 13C-HxCB-F4	2		2590534								15661.01215			1860	
Total 13C-HxCB-F5	13		12653370								663.28352			4400	
Total 13C-HpCB-F5	10		3858390								135370.58076			4212	
Total 13C-HpCB-F6	7		1994345								370238.40123			6242	
Total 13C-OcCB-F5	8		1707404								18488.01623			2031	
Total 13C-OcCB-F6	11		2570441								244.88922			3806	
Total 13C-NoCB-F6	7		1837974								9467.82266			2975	
Total 13C-DeCB-F7	1		1351875								102.25853			339	
Lockmass F1			0											23476...	
Lockmass F2			0											10274...	
Lockmass F3			0											31842...	
Lockmass F4			0											1177260	
Lockmass F5			0											435905	
Lockmass F6			0											233977	
Lockmass F7			0											79413	

Quantify Sample Summary Report **MassLynx MassLynx V4.1 SCN 901**

Dataset: I:\Organics Instrument\HIGHRES GCMS Completed Results Files\HR-5\ICALs\5-190502B-ICAL.qld

Last Altered: Friday, May 03, 2019 08:59:50 Eastern Daylight Time

Printed: Thursday, May 16, 2019 16:27:00 Eastern Daylight Time

Name: 5-190502B05, Date: 02-May-2019, Time: 14:56:11, ID: H5-19-CS5-005, Description: 1668A-CS4-018, Vial: Tray1:43

1	2	3	4	5	6	7	8	9	10	11	12	13	14	15	16	17	18	19	20	21	22	23	24	25	26	27	28	29	30	31	32	33	34	35	36	37
Target Analyte	#Hom	Total Area	Ion1 Area	Ion2 Area	Ra	Ra Fail=Y...	RT	RRT	RT LCL	RT UCL	Conc.	%Rec	Mod.Comment	Noise 1	Noise 2																					
PCB-1		27852078	27852078	0.00	0.00	YES								5955	3429																					
PCB-3		27505010	27505010	0.00	0.00	YES								5955	3429																					
PCB-4		61397290	36908276	24489014	1.51	NO	10.57	1.00	10.53	10.60	2051.11056	102.6		4053	28993																					
PCB-15				43026172	0.00	YES								5235	21192																					
PCB-19		59390804	30711220	28679584	1.07	NO	12.57	1.00	12.53	12.60	1999.66499	100.0		8179	4928																					
PCB-37		94732680	48187532	46545148	1.04	NO	18.18	1.00	18.15	18.22	2038.98209	101.9		31681	17894																					
PCB-54		77293052	34107012	43186040	0.79	NO	14.43	1.00	14.39	14.46	2045.38570	102.3		1314	2776																					
PCB-81		89116592	39494740	49621852	0.80	NO	21.77	1.00	21.73	21.80	1962.03201	98.1		3136	4356																					
PCB-77		87319744	38521440	48798304	0.79	NO	22.07	1.00	22.04	22.11	2034.15500	101.7		3136	4356																					
PCB-104		76100248	46480324	29619924	1.57	NO	17.50	1.00	17.46	17.53	2009.63240	100.5		1994	2008																					
PCB-123		72799736	44460360	28339376	1.57	NO	23.08	1.00	23.05	23.12	1999.69745	100.0		13087	13654																					
PCB-118		77699650	47335580	30364070	1.56	NO	23.25	1.00	23.22	23.29	2019.92599	101.0		13087	13654																					
PCB-114		75015382	45889560	29125822	1.58	NO	23.54	1.00	23.51	23.58	2036.84470	101.8		13087	13654																					
PCB-105		74595280	45522564	29072716	1.57	NO	23.89	1.00	23.86	23.93	1989.68844	99.5		13087	13654																					
PCB-126		72310734	44425416	27885318	1.59	NO	25.49	1.00	25.45	25.52	2030.21579	101.5		13087	13654																					
PCB-155		76032538	42505972	33526566	1.27	NO	20.50	1.00	20.47	20.53	2004.46119	100.2		1896	1685																					
PCB-167		70373516	38899544	31473972	1.24	NO	26.39	1.00	26.36	26.43	1964.23066	98.2		11909	9381																					
PCB-156/157		135564648	74792736	60771912	1.23	NO	27.02	1.00	26.99	27.06	3944.86769	98.6		11909	9381																					
PCB-169		63082906	34879512	28203394	1.24	NO	28.69	1.00	28.66	28.72	2037.10919	101.9		11909	9381																					
PCB-188		64721576	32823874	31897702	1.03	NO	23.51	1.00	23.47	23.54	2004.57538	100.2		16464	14859																					
PCB-189		53281014	27096904	26184110	1.03	NO	29.97	1.00	29.94	30.00	2049.31391	102.5		53211	41050																					
PCB-202		58878002	27963516	30914486	0.90	NO	26.29	1.00	26.25	26.32	2003.22577	100.2		2421	3335																					
PCB-205		43619696	20745462	22874234	0.91	NO	31.38	1.00	31.34	31.41	2034.82417	101.7		17464	17969																					
PCB-208		42417128	18849256	23567872	0.80	NO	29.72	1.00	29.69	29.76	2013.45542	100.7		6512	8024																					
PCB-206		28714147	12779577	15934570	0.80	NO	32.46	1.00	32.43	32.49	2014.36592	100.7		6512	8024																					
PCB-209		34650487	18779642	15870845	1.18	NO	33.60	1.00	33.56	33.63	2005.24902	100.3		749	764																					
13C-PCB-31		4982340	2543281	2439059	1.04	NO	15.77	0.87	15.74	15.81	100.44394	100.4		94456	32317																					
13C-PCB-95		2306942	1411729	895213	1.58	NO	19.09	1.09	19.05	19.12	101.96233	102.0		2460	2182																					
13C-PCB-153		3095205	1748639	1346566	1.30	NO	24.17	1.18	24.14	24.20	102.50235	102.5		3584	3105																					
13C-PCB-28		5028359	2553972	2474388	1.03	NO	15.94	0.94	15.91	15.97	102.00836	102.0		94456	32317																					
13C-PCB-111		3155649	1940426	1215222	1.60	NO	22.01	1.07	21.98	22.04	102.46994	102.5		2460	2182																					
13C-PCB-178		2424846	1237053	1187793	1.04	NO	25.07	1.01	25.03	25.10	102.10070	102.1		2952	2393																					
13C-PCB-1		5256167	3975049	1281118	3.10	NO	8.86	0.75	8.83	8.90	102.51835	102.5		3432	22963																					
13C-PCB-3		4935223	3724772	1210451	3.08	NO	10.39	0.88	10.35	10.42	103.26431	103.3		3432	22963																					
13C-PCB-4		3284048	2013155	1270892	1.58	NO	10.55	0.89	10.52	10.59	101.01019	101.0		31977	5101																					
13C-PCB-15		5067529	3084906	1982623	1.56	NO	14.23	1.20	14.19	14.26	105.17054	105.2		53829	9393																					
APC-Canada Ltd.		2577935	1327679	1250259	3.10	NO	12.52	1.06	12.52	12.59	102.51529	102.5		8738	466450																					

Quantify Sample Summary Report **MassLynx MassLynx V4.1 SCN 901**

Dataset: I:\Organics Instrument\HIGHRES GCMS Completed Results Files\HR-5\ICALs\5-190502B-ICAL.qld

Last Altered: Friday, May 03, 2019 08:59:50 Eastern Daylight Time

Printed: Thursday, May 16, 2019 16:27:00 Eastern Daylight Time

Name: 5-190502B05, Date: 02-May-2019, Time: 14:56:11, ID: H5-19-CS5-005, Description: 1668A-CS4-018, Vial: Tray1:43

Target Analyte	#Hom	Total Area	Ion1 Area	Ion2 Area	Ra	Ra Fail=Y...	RT	RRT	RT LCL	RT UCL	Conc.	%Rec	Mod.Comment	Noise 1	Noise 2
13C-PCB-37		4408030	2252688	2155342	1.05	NO	18.17	1.07	18.14	18.21	103.35497	103.4		94456	32317
13C-PCB-54		3610437	1613115	1997321	0.81	NO	14.42	0.85	14.39	14.45	100.22985	100.2		12078	9018
13C-PCB-81		3802451	1679393	2123059	0.79	NO	21.76	1.06	21.73	21.79	101.13975	101.1		13857	6864
13C-PCB-77		3822950	1681967	2140983	0.79	NO	22.06	1.07	22.02	22.09	100.48390	100.5		13857	6864
13C-PCB-104		3291999	2014441	1277558	1.58	NO	17.49	1.03	17.45	17.52	100.01020	100.0		1755	1676
13C-PCB-123		3421057	2094671	1326386	1.58	NO	23.06	1.12	23.03	23.09	101.18034	101.2		6253	4608
13C-PCB-118		3343347	2059833	1283514	1.60	NO	23.24	1.13	23.21	23.27	100.98916	101.0		6253	4608
13C-PCB-114		3166451	1942601	1223850	1.59	NO	23.53	0.95	23.50	23.56	99.99539	100.0		6253	4608
13C-PCB-105		3207626	1971588	1236038	1.60	NO	23.88	0.96	23.85	23.91	99.83171	99.8		6253	4608
13C-PCB-126		3048185	1863527	1184657	1.57	NO	25.48	1.02	25.44	25.51	99.95549	100.0		6253	4608
13C-PCB-155		3569883	1987558	1582326	1.26	NO	20.49	0.99	20.46	20.53	99.65653	99.7		1606	1615
13C-PCB-167		2948064	1664472	1283592	1.30	NO	26.38	1.06	26.35	26.42	100.03389	100.0		3584	3105
13C-PCB-156/157		5620280	3186588	2433693	1.31	NO	27.01	1.09	26.98	27.04	198.07492	99.0		3584	3105
13C-PCB-169		2666772	1511990	1154782	1.31	NO	28.68	1.15	28.64	28.71	99.61662	99.6		3584	3105
13C-PCB-188		3227753	1654428	1573325	1.05	NO	23.49	0.95	23.46	23.53	99.94420	99.9		2952	2393
13C-PCB-189		2705912	1393471	1312442	1.06	NO	29.96	0.96	29.92	29.99	99.89147	99.9		6966	5550
13C-PCB-202		2710425	1294007	1416417	0.91	NO	26.26	1.06	26.23	26.29	99.51120	99.5		2135	1892
13C-PCB-205		2225311	1064015	1161296	0.92	NO	31.36	1.01	31.33	31.40	101.15575	101.2		4943	9201
13C-PCB-208		1910132	835929	1074203	0.78	NO	29.71	0.96	29.68	29.74	99.06450	99.1		3247	3208
13C-PCB-206		1266055	559727	706327	0.79	NO	32.45	1.04	32.42	32.48	101.57701	101.6		3247	3208
13C-PCB-209		1915010	1042330	872681	1.19	NO	33.58	1.08	33.55	33.62	102.83542	102.8		478	500
13C-PCB-9		5130948	3143071	1987877	1.58	NO	11.82	0.48	11.78	11.85	88.10091	88.1		31977	5101
13C-PCB-52		2675516	1189527	1485989	0.80	NO	16.94	0.68	16.91	16.97	89.65028	89.7		15046	7148
13C-PCB-101		2349754	1433812	915942	1.57	NO	20.62	0.83	20.59	20.65	90.70984	90.7		2460	2182
13C-PCB-138		2479328	1400476	1078852	1.30	NO	24.86	0.00	24.83	24.89	88.98957	89.0		3584	3105
13C-PCB-194		1766580	834687	931893	0.90	NO	31.08	1.25	31.05	31.11	89.02310	89.0		4943	9201
Total MoCB-F1		0	0											5955	
Total DiCB-F1	3	38566939									3036573.178...			4053	
Total DiCB-F2		0												5235	
Total TrCB-F1	6	30727097									29018.00395			2825	
Total TrCB-F3	9	145554399									181967640.7...			9498	
Total TeCB-F2	3	34111350									10099.70121			1314	
Total TeCB-F4	15	79039324									1907395.050...			3136	
Total PeCB-F3	5	46494452									25525.03368			1994	
Total PeCB-F5	19	233434627									8008565.993...			13087	
Total HxCB-F4	11	42562422									99858.62524			1896	
Appendix	27	156574060									12124249.90...			11809	468

Quantify Sample Summary Report **MassLynx MassLynx V4.1 SCN 901**

Dataset: I:\Organics Instrument\HIGHRES GCMS Completed Results Files\HR-5\ICALs\5-190502B-ICAL.qld

Last Altered: Friday, May 03, 2019 08:59:50 Eastern Daylight Time

Printed: Thursday, May 16, 2019 16:27:00 Eastern Daylight Time

Name: 5-190502B05, Date: 02-May-2019, Time: 14:56:11, ID: H5-19-CS5-005, Description: 1668A-CS4-018, Vial: Tray1:43

Target Analyte	#Hom	Total Area	Ion1 Area	Ion2 Area	Ra	Ra Fail=Y...	RT	RRT	RT LCL	RT UCL	Conc.	%Rec	Mod.Comment	Noise 1	Noise 2
75 Total HpCB-F5	27	131538704									194742470.7...			5737	
76 Total HpCB-F6	6	29409309									4779569.393...			11573	
77 Total OcCB-F5	20	28286920									625596.95024			2421	
78 Total OcCB-F6	9	23551094									5759680.599...			17464	
79 Total NoCB-F6	7	31691200									107867.54449			6512	
80 Total DeCB-F7	1	18779642									2005.24902			749	
81 Total 13C-MoCB-F1	3	7714845									22242.24626			3432	
82 Total 13C-DiCB-F1	3	5170644									189.92152			31977	
83 Total 13C-DiCB-F2	1	3084906									105.17054			53829	
84 Total 13C-TrCB-F1	1	1327679									102.51529			87332	
85 Total 13C-TrCB-F3	5	7378803									34256.34088			94456	
86 Total 13C-TeCB-F2	2	1616402									4744.17263			12078	
87 Total 13C-TeCB-F3	6	1244505									93.29376			15046	
88 Total 13C-TeCB-F4	8	3443675									106030.09856			13857	
89 Total 13C-PeCB-F3	5	2025743									15919.09466			1755	
90 Total 13C-PeCB-F4	9	4808294									299.59044			2460	
91 Total 13C-PeCB-F5	14	10156121									267809.59825			6253	
92 Total 13C-HxCB-F4	6	2003983									20059.99047			1606	
93 Total 13C-HxCB-F5	14	9634257									626.42069			3584	
94 Total 13C-HpCB-F5	15	2971988									136345.11870			2952	
95 Total 13C-HpCB-F6	8	1544784									258811.30209			6966	
96 Total 13C-OcCB-F5	14	1312474									36435.83216			2135	
97 Total 13C-OcCB-F6	9	1998821									210.17926			4943	
98 Total 13C-NoCB-F6	6	1398412									6984.76271			3247	
99 Total 13C-DeCB-F7	1	1042330									102.83542			478	
100 Lockmass F1		0												21336...	
101 Lockmass F2		0												967150	
102 Lockmass F3		0												18171...	
103 Lockmass F4		0												944471	
104 Lockmass F5		0												388921	
105 Lockmass F6		0												240257	
106 Lockmass F7		0												56918	

Quantify Audit Report MassLynx MassLynx V4.1 SCN 901

Dataset: I:\Organics Instrument\HIGHRES GCMS Completed Results Files\HR-5\ICALs\5-190502B-ICAL.qld

Last Altered: Friday, May 03, 2019 08:59:50 Eastern Daylight Time

Printed: Thursday, May 16, 2019 16:27:00 Eastern Daylight Time

Date	Time	Event	Details	Comments
03-May-19	08:59:10	Process Extract		
03-May-19	08:59:10	Process Integrate		
03-May-19	08:59:10	Process Calibrate		
03-May-19	08:59:10	Process Quantify		
03-May-19	08:59:14	Dataset Created		
03-May-19	08:59:41	Peak deleted	Sample:5-190502B05, Compound:DiCB-F2, RT:14.695	
03-May-19	08:59:41	Peak deleted	Sample:5-190502B05, Compound:DiCB-F2, RT:14.658	
03-May-19	08:59:41	Peak deleted	Sample:5-190502B05, Compound:DiCB-F2, RT:14.428	
03-May-19	08:59:41	Peak deleted	Sample:5-190502B05, Compound:DiCB-F2, RT:14.234	
03-May-19	08:59:41	Peak deleted	Sample:5-190502B05, Compound:DiCB-F2, RT:14.032	
03-May-19	08:59:41	Peak deleted	Sample:5-190502B05, Compound:DiCB-F2, RT:13.866	
03-May-19	08:59:41	Peak deleted	Sample:5-190502B05, Compound:DiCB-F2, RT:13.350	
03-May-19	08:59:49	Peak deleted	Sample:5-190502B05, Compound:MoCB-F1, RT:12.580	
03-May-19	08:59:49	Peak deleted	Sample:5-190502B05, Compound:MoCB-F1, RT:11.031	
03-May-19	08:59:49	Peak deleted	Sample:5-190502B05, Compound:MoCB-F1, RT:10.567	
03-May-19	08:59:49	Peak deleted	Sample:5-190502B05, Compound:MoCB-F1, RT:10.399	
03-May-19	08:59:49	Peak deleted	Sample:5-190502B05, Compound:MoCB-F1, RT:10.270	
03-May-19	08:59:49	Peak deleted	Sample:5-190502B05, Compound:MoCB-F1, RT:8.864	
03-May-19	09:01:04	Dataset Saved	Saved to 'I:\Organics Instrument\HIGHRES GCMS Complete...	
03-May-19	09:01:47	Calibration Saved	Saved to 'C:\MassLynx\PCB.PRO\CurveDB\5-190502B-ICAL....	
03-May-19	09:01:49	Dataset Saved	Saved to 'I:\Organics Instrument\HIGHRES GCMS Complete...	

Quantify Sample Template Report MassLynx MassLynx V4.1 SCN 901

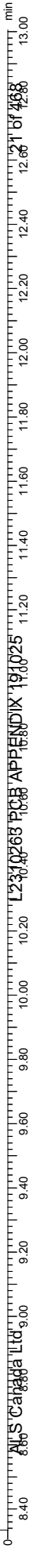

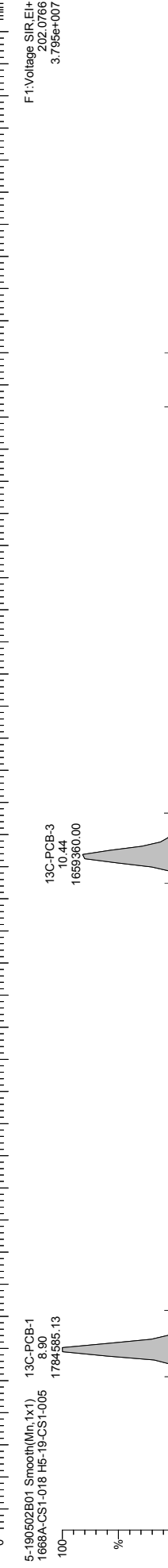
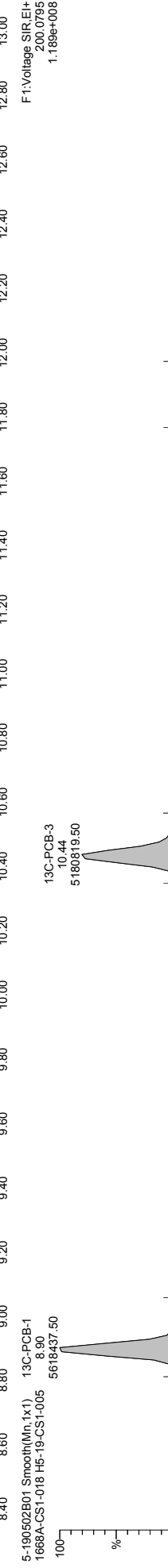
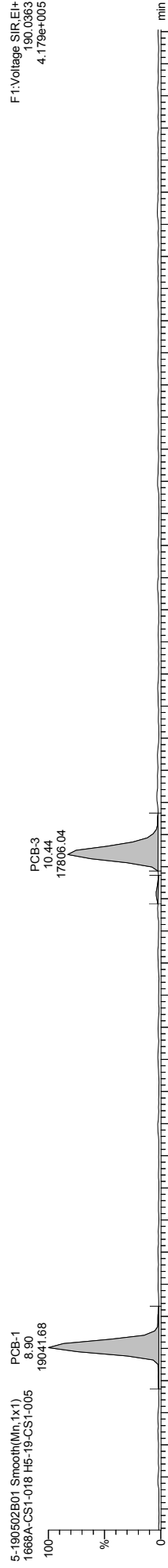
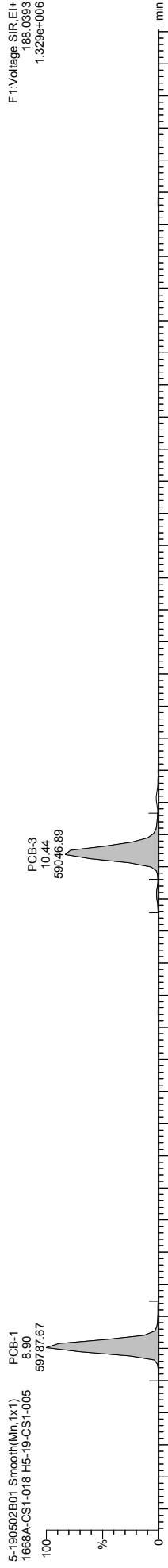
Dataset: I:\Organics Instrument\HIGHRES GCMS Completed Results Files\HR-5\ICALs\5-190502B-ICAL.qld

Last Altered: Friday, May 03, 2019 08:59:50 Eastern Daylight Time

Printed: Thursday, May 16, 2019 16:27:00 Eastern Daylight Time

Method: C:\MassLynx\PCB.PRO\MethDB\1668-OCTYL-1-ICAL.mdb 28 Dec 2018 11:55:27
Calibration: C:\MassLynx\PCB.PRO\CurveDB\5-190502B-ICAL.cdb 03 May 2019 08:59:50

Name: 5-190502B01, Date: 02-May-2019, Time: 12:04:37, ID: H5-19-CS1-005, Description: 1668A-CS1-018, Vial: Tray1:40

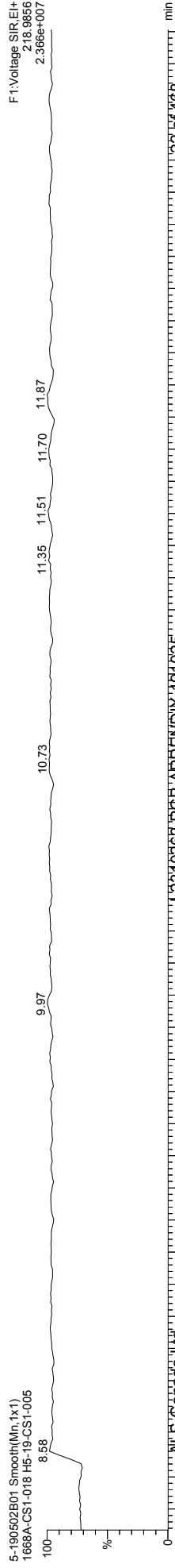
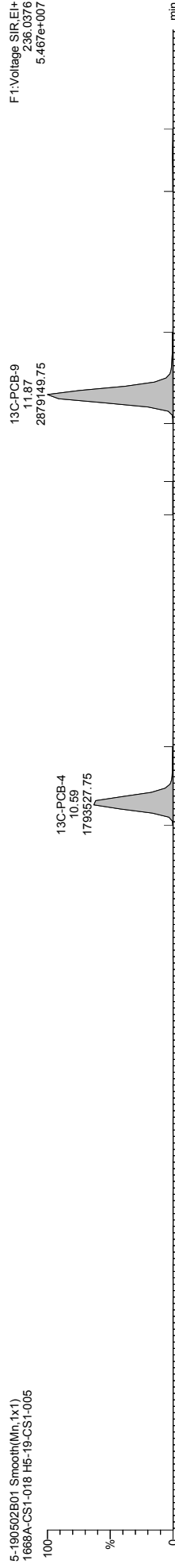
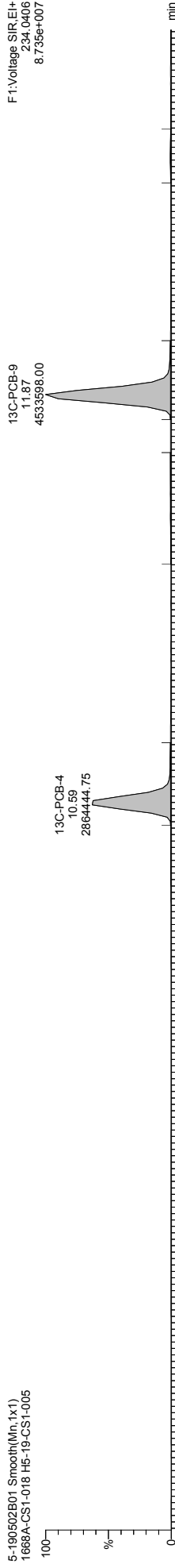
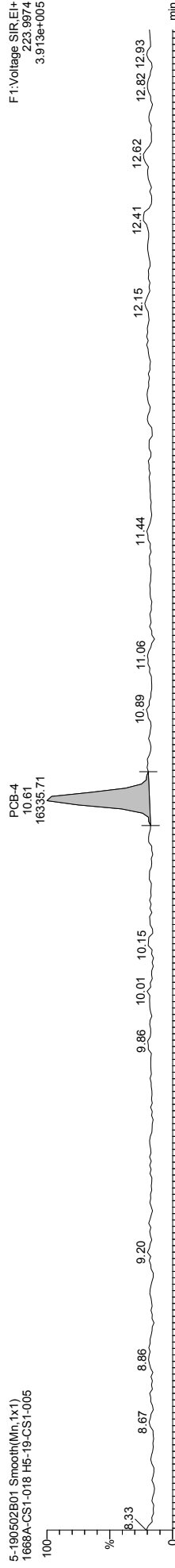
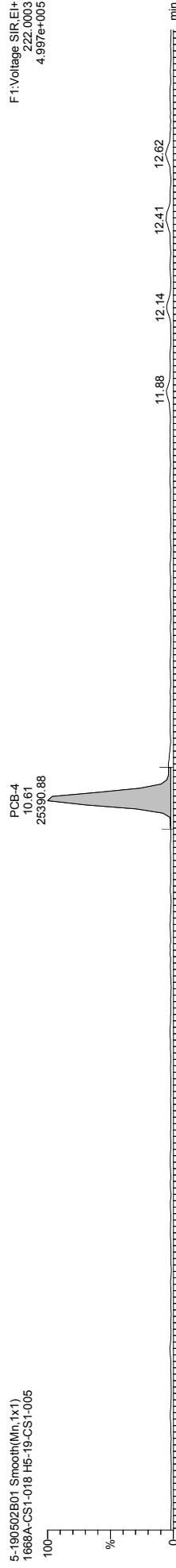


Quantify Sample Template Report MassLynx MassLynx V4.1 SCN 901

Dataset: I:\Organics Instrument\HIGHRES GCMS Completed Results Files\HR-5\ICALs\5-190502B-ICAL.qld

Last Altered: Friday, May 03, 2019 08:59:50 Eastern Daylight Time
Printed: Thursday, May 16, 2019 16:27:00 Eastern Daylight Time

Name: 5-190502B01, Date: 02-May-2019, Time: 12:04:37, ID: H5-19-CS1-005, Description: 1668A-CS1-018, Vial: Tray1:40






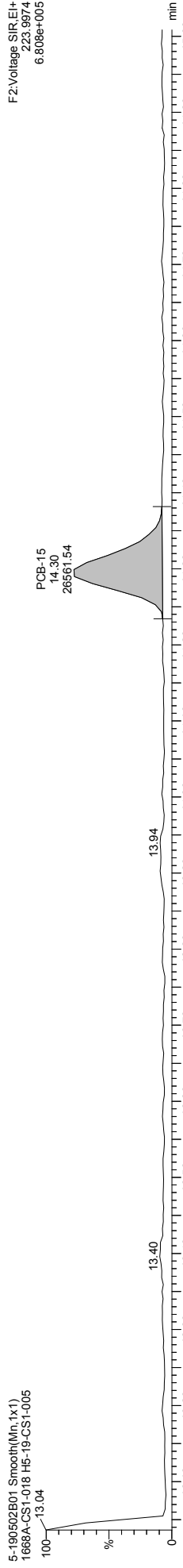

Quantify Sample Template Report MassLynx MassLynx V4.1 SCN 901

Dataset: I:\Organics Instrument\HIGHRES GCMS Completed Results Files\HR-5\ICALs\5-190502B-ICAL.qld

Last Altered: Friday, May 03, 2019 08:59:50 Eastern Daylight Time

Printed: Thursday, May 16, 2019 16:27:00 Eastern Daylight Time

Name: 5-190502B01, Date: 02-May-2019, Time: 12:04:37, ID: H5-19-CS1-005, Description: 1668A-CS1-018, Vial: Tray1:40








Quantify Sample Template Report MassLynx MassLynx V4.1 SCN 901

Dataset: I:\Organics Instrument\HIGHRES GCMS Completed Results Files\HR-5\ICALs\5-190502B-ICAL.qld

Last Altered: Friday, May 03, 2019 08:59:50 Eastern Daylight Time
Printed: Thursday, May 16, 2019 16:27:00 Eastern Daylight Time

Name: 5-190502B01, Date: 02-May-2019, Time: 12:04:37, ID: H5-19-CS1-005, Description: 1668A-CS1-018, Vial: Tray1:40








Quantify Sample Template Report MassLynx MassLynx V4.1 SCN 901

Dataset: I:\Organics Instrument\HIGHRES GCMS Completed Results Files\HR-5\ICALs\5-190502B-ICAL.qld

Last Altered: Friday, May 03, 2019 08:59:50 Eastern Daylight Time

Printed: Thursday, May 16, 2019 16:27:00 Eastern Daylight Time

Name: 5-190502B01, Date: 02-May-2019, Time: 12:04:37, ID: H5-19-CS1-005, Description: 1668A-CS1-018, Vial: Tray1:40








Quantify Sample Template Report MassLynx MassLynx V4.1 SCN 901

Dataset: I:\Organics Instrument\HIGHRES GCMS Completed Results Files\HR-5\ICALs\5-190502B-ICAL.qld

Last Altered: Friday, May 03, 2019 08:59:50 Eastern Daylight Time

Printed: Thursday, May 16, 2019 16:27:00 Eastern Daylight Time

Name: 5-190502B01, Date: 02-May-2019, Time: 12:04:37, ID: H5-19-CS1-005, Description: 1668A-CS1-018, Vial: Tray1:40



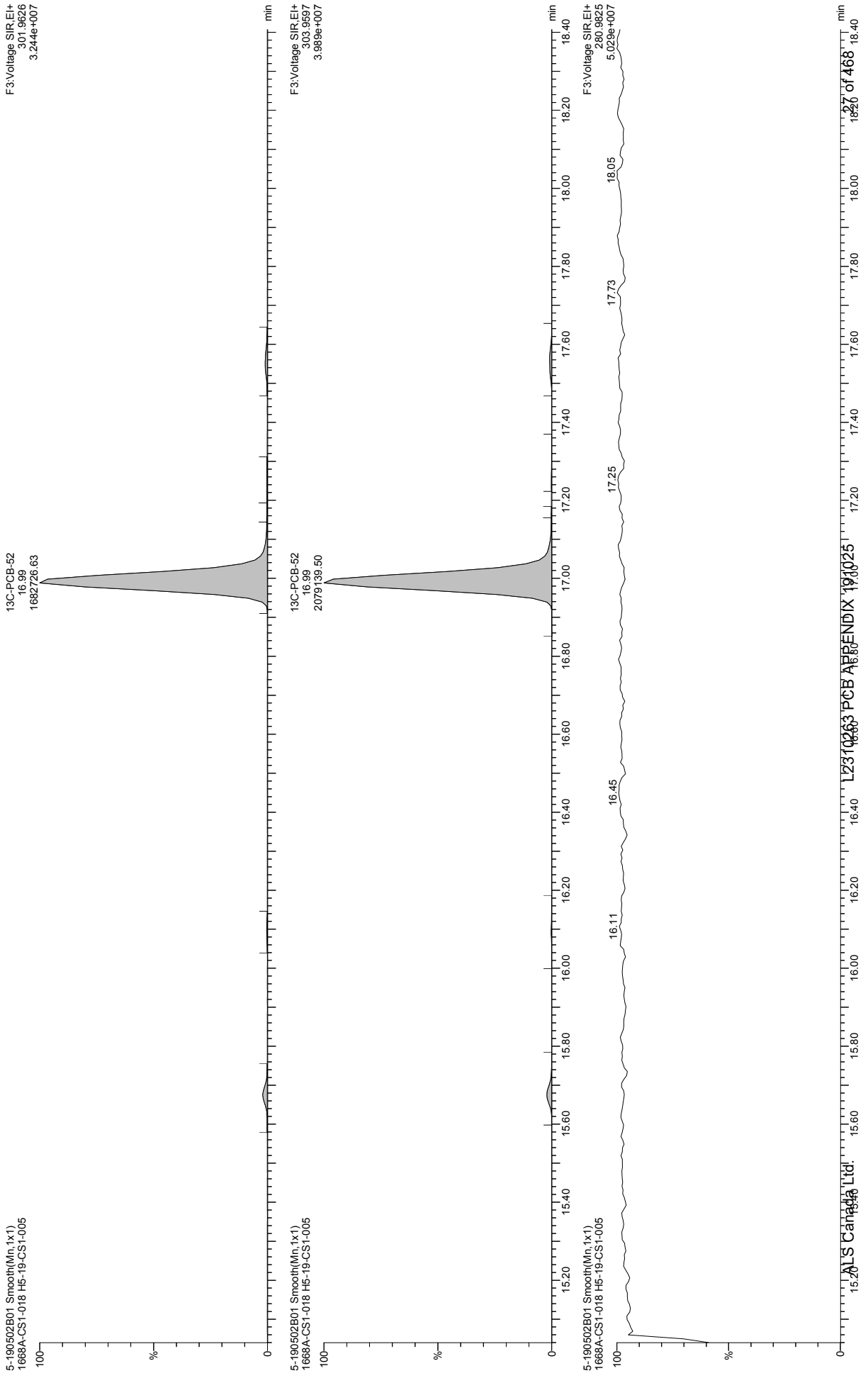
Quantify Sample Template Report MassLynx MassLynx V4.1 SCN 901

Dataset: I:\Organics Instrument\HIGHRES GCMS Completed Results Files\HR-5\ICALs\5-190502B-ICAL.qld

Last Altered: Friday, May 03, 2019 08:59:50 Eastern Daylight Time

Printed: Thursday, May 16, 2019 16:27:00 Eastern Daylight Time

Name: 5-190502B01, Date: 02-May-2019, Time: 12:04:37, ID: H5-19-CS1-005, Description: 1668A-CS1-018, Vial: Tray1:40








Quantify Sample Template Report MassLynx MassLynx V4.1 SCN 901

Dataset: I:\Organics Instrument\HIGHRES GCMS Completed Results Files\HR-5\ICALs\5-190502B-ICAL.qld

Last Altered: Friday, May 03, 2019 08:59:50 Eastern Daylight Time

Printed: Thursday, May 16, 2019 16:27:00 Eastern Daylight Time

Name: 5-190502B01, Date: 02-May-2019, Time: 12:04:37, ID: H5-19-CS1-005, Description: 1668A-CS1-018, Vial: Tray1-40




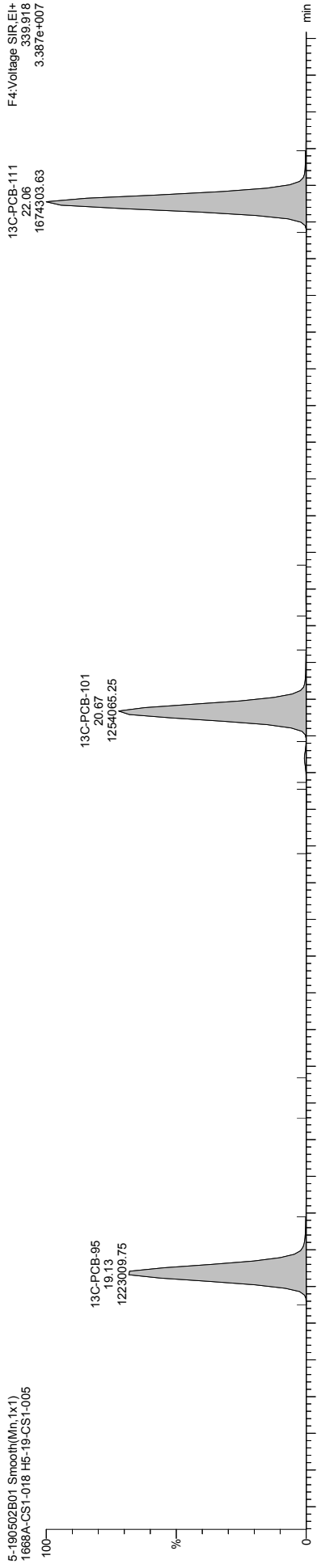
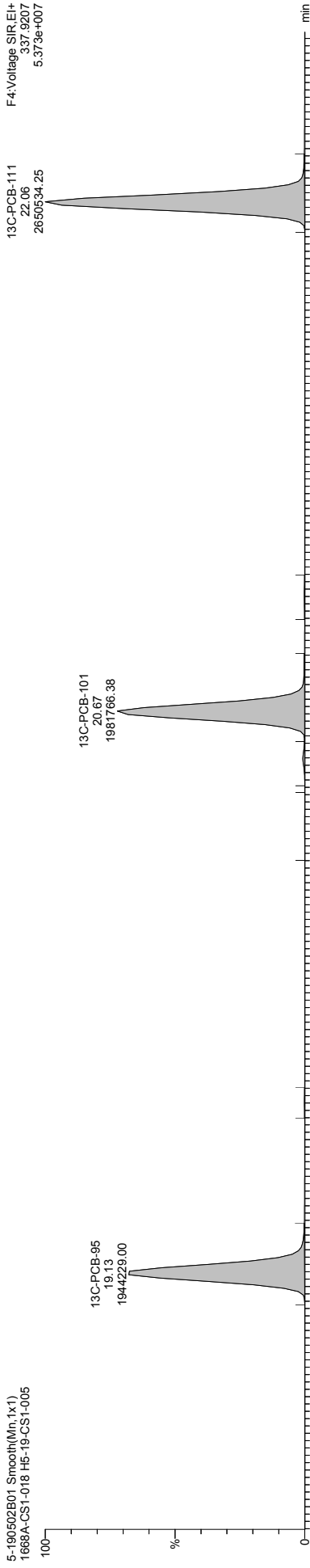
Quantify Sample Template Report MassLynx MassLynx V4.1 SCN 901

Dataset: I:\Organics Instrument\HIGHRES GCMS Completed Results Files\HR-5\ICALs\5-190502B-ICAL.qld

Last Altered: Friday, May 03, 2019 08:59:50 Eastern Daylight Time

Printed: Thursday, May 16, 2019 16:27:00 Eastern Daylight Time

Name: 5-190502B01, Date: 02-May-2019, Time: 12:04:37, ID: H5-19-CS1-005, Description: 1668A-CS1-018, Vial: Tray1:40



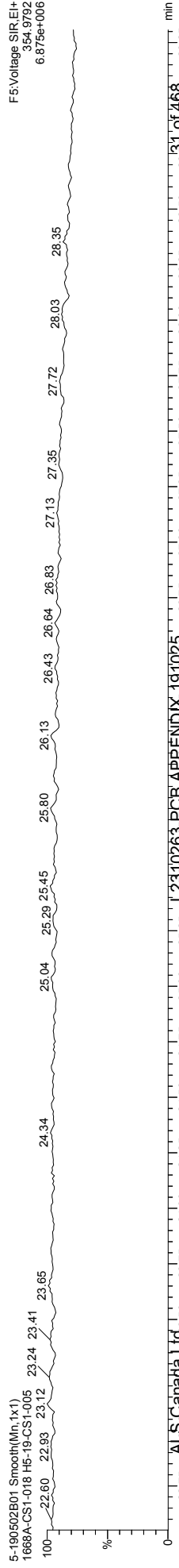
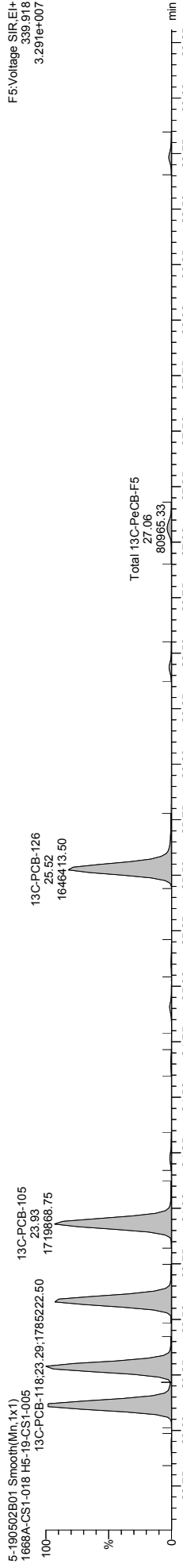
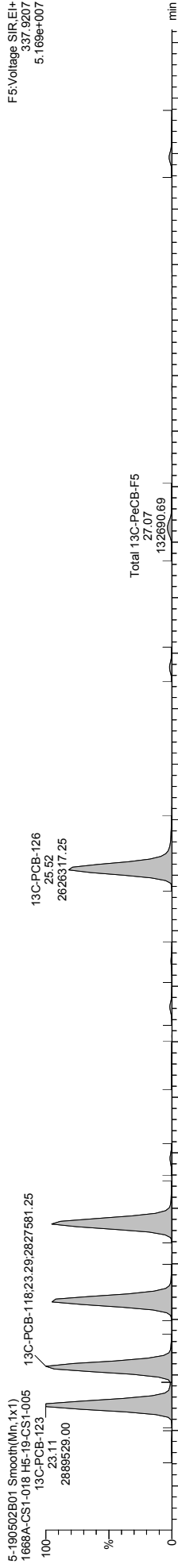
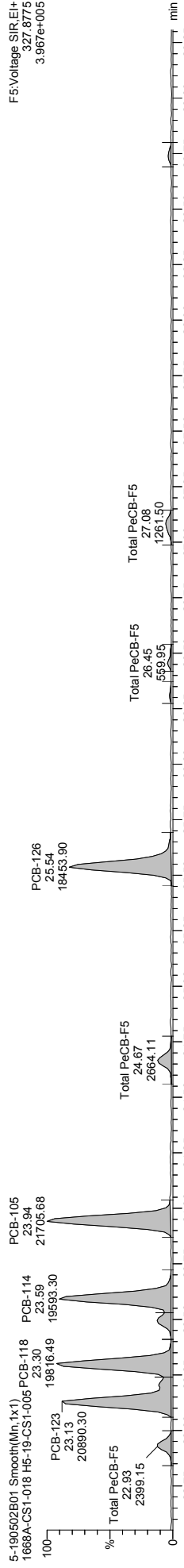
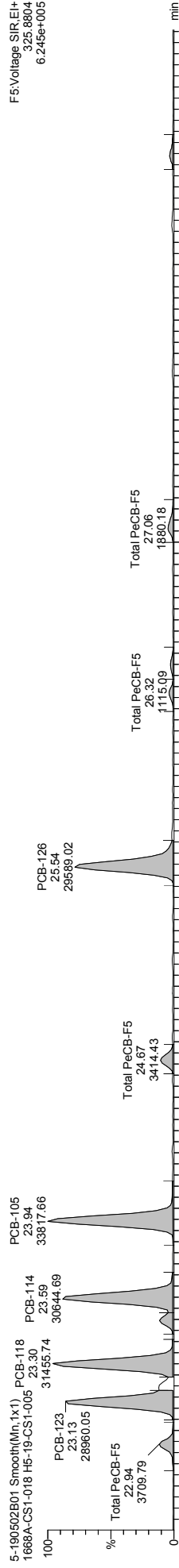
Quantify Sample Template Report MassLynx MassLynx V4.1 SCN 901

Dataset: I:\Organics Instrument\HIGHRES GCMS Completed Results Files\HR-5\ICALs\5-190502B-ICAL.qld

Last Altered: Friday, May 03, 2019 08:59:50 Eastern Daylight Time

Printed: Thursday, May 16, 2019 16:27:00 Eastern Daylight Time

Name: 5-190502B01, Date: 02-May-2019, Time: 12:04:37, ID: H5-19-CS1-005, Description: 1668A-CS1-018, Vial: Tray1:40


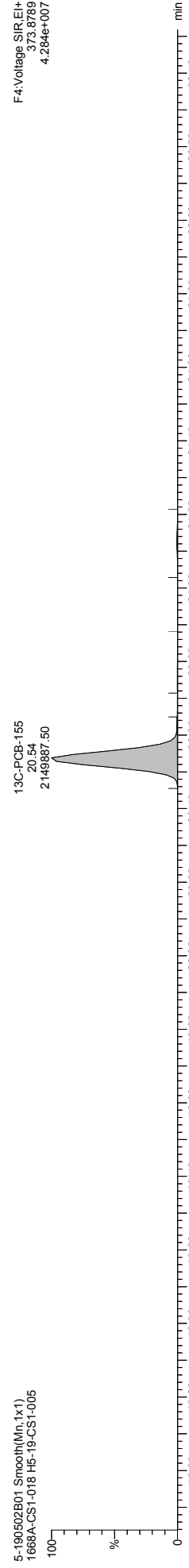
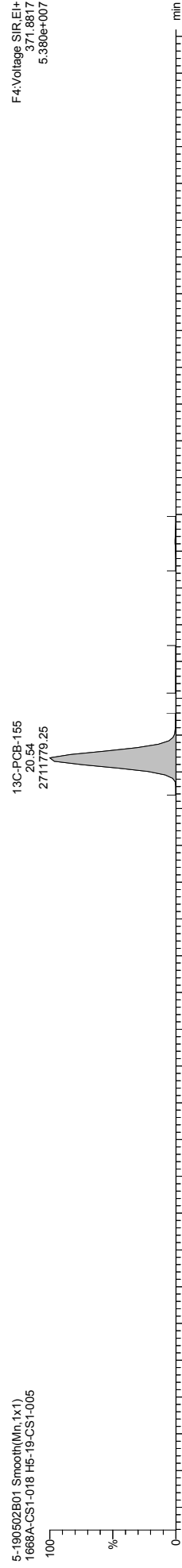
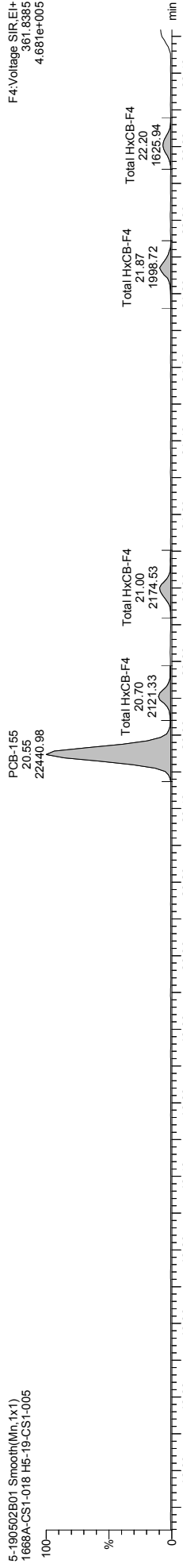
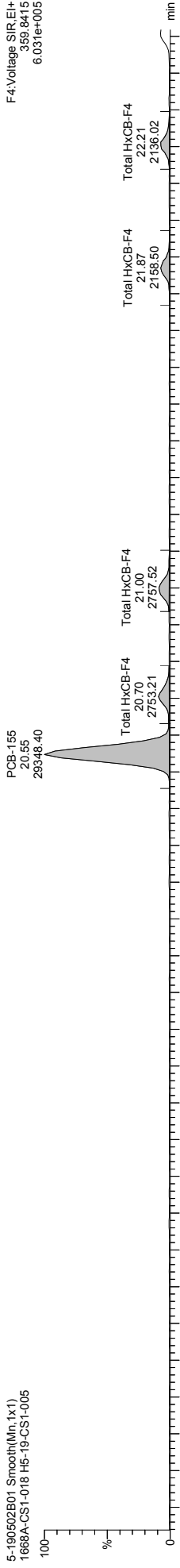


Quantify Sample Template Report MassLynx MassLynx V4.1 SCN 901

Dataset: I:\Organics Instrument\HIGHRES GCMS Completed Results Files\HR-5\ICALs\5-190502B-ICAL.qld

Last Altered: Friday, May 03, 2019 08:59:50 Eastern Daylight Time
Printed: Thursday, May 16, 2019 16:27:00 Eastern Daylight Time

Name: 5-190502B01, Date: 02-May-2019, Time: 12:04:37, ID: H5-19-CS1-005, Description: 1668A-CS1-018, Vial: Tray1:40





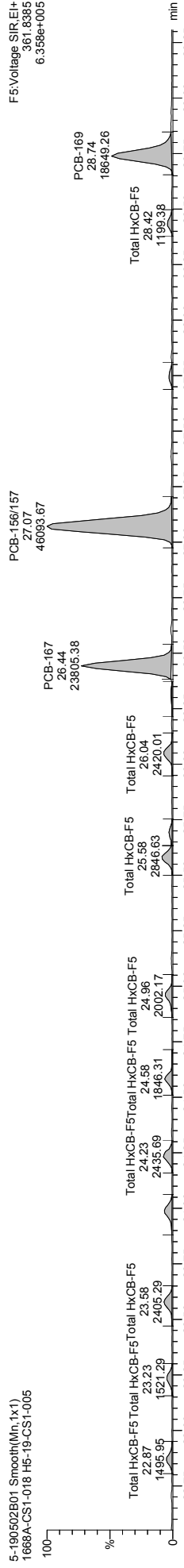
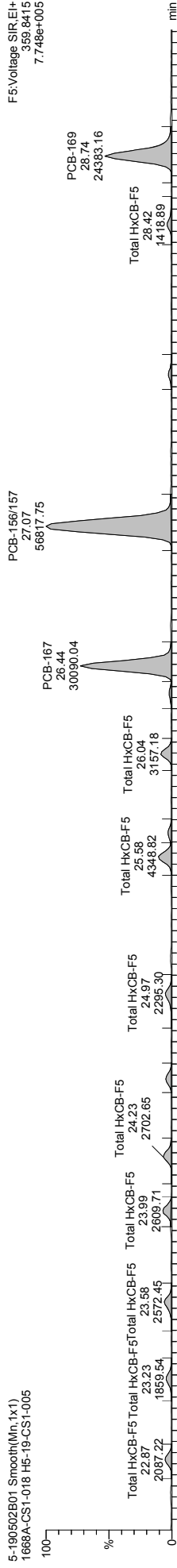
Quantify Sample Template Report MassLynx MassLynx V4.1 SCN 901

Dataset: I:\Organics Instrument\HIGHRES GCMS Completed Results Files\HR-5\ICALs\5-190502B-ICAL.qld

Last Altered: Friday, May 03, 2019 08:59:50 Eastern Daylight Time

Printed: Thursday, May 16, 2019 16:27:00 Eastern Daylight Time

Name: 5-190502B01, Date: 02-May-2019, Time: 12:04:37, ID: H5-19-CS1-005, Description: 1668A-CS1-018, Vial: Tray1:40








Quantify Sample Template Report MassLynx MassLynx V4.1 SCN 901

Dataset: I:\Organics Instrument\HIGHRES GCMS Completed Results Files\HR-5\ICALs\5-190502B-ICAL.qld

Last Altered: Friday, May 03, 2019 08:59:50 Eastern Daylight Time
Printed: Thursday, May 16, 2019 16:27:00 Eastern Daylight Time

Name: 5-190502B01, Date: 02-May-2019, Time: 12:04:37, ID: H5-19-CS1-005, Description: 1668A-CS1-018, Vial: Tray1:40



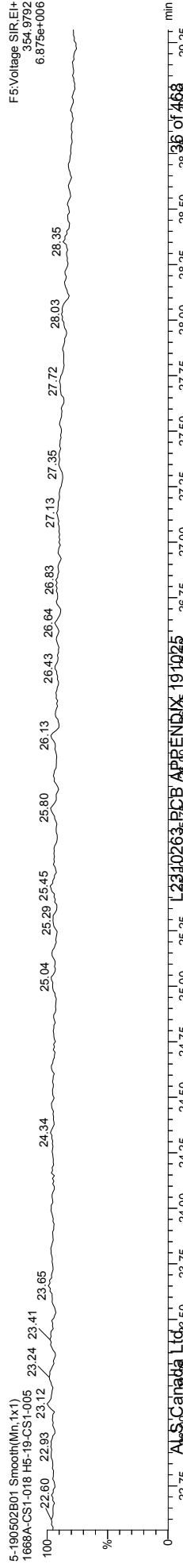
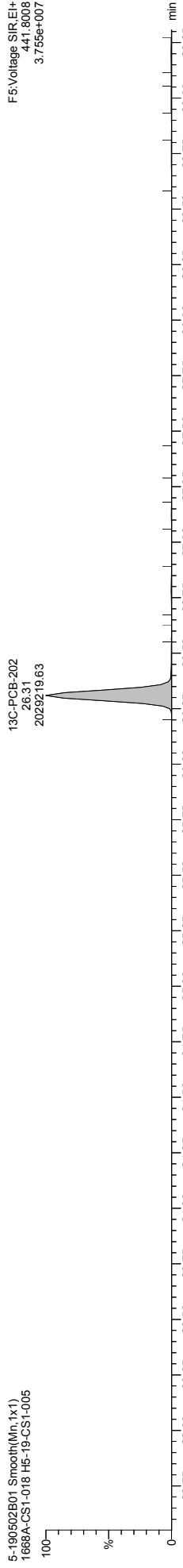
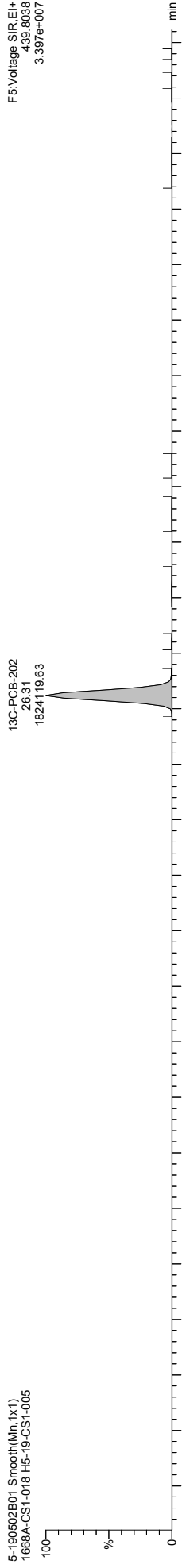
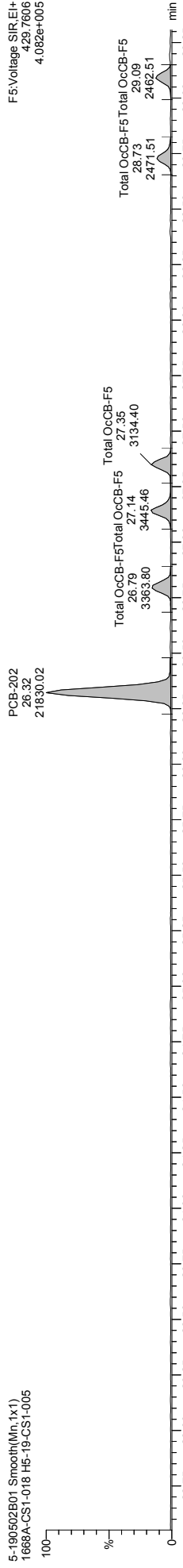
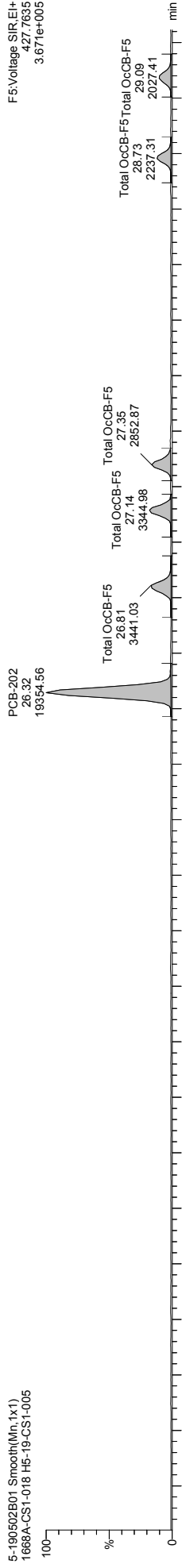
Quantify Sample Template Report MassLynx MassLynx V4.1 SCN 901

Dataset: I:\Organics Instrument\HIGHRES GCMS Completed Results Files\HR-5\ICALs\5-190502B-ICAL.qld

Last Altered: Friday, May 03, 2019 08:59:50 Eastern Daylight Time

Printed: Thursday, May 16, 2019 16:27:00 Eastern Daylight Time

Name: 5-190502B01, Date: 02-May-2019, Time: 12:04:37, ID: H5-19-CS1-005, Description: 1668A-CS1-018, Vial: Tray1:40




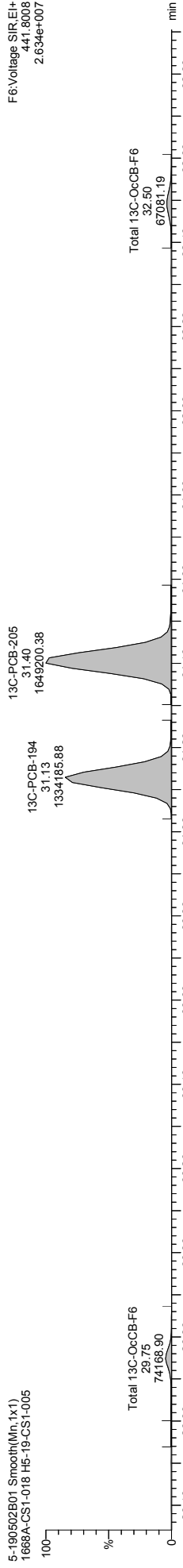
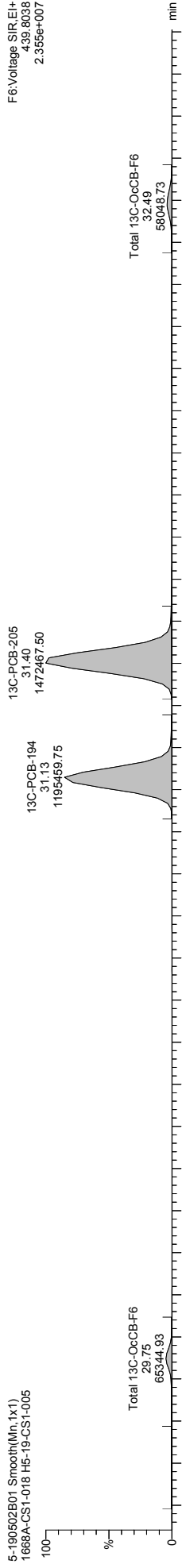
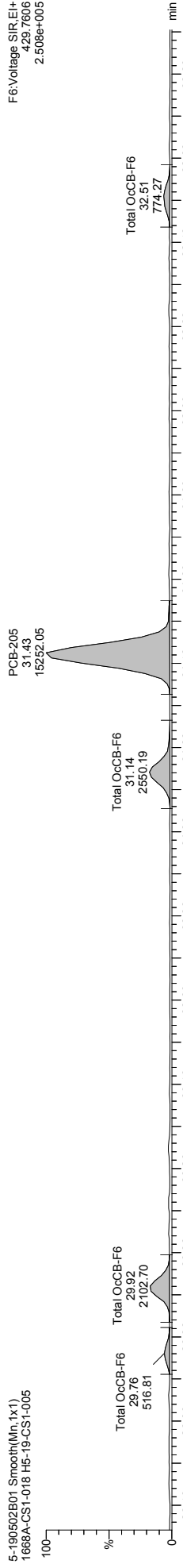
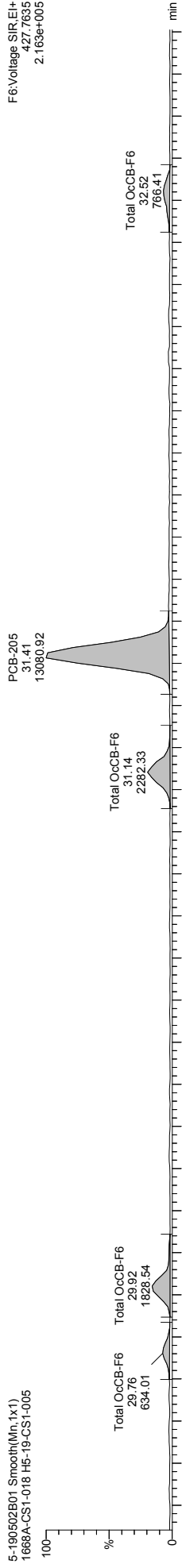
Quantify Sample Template Report MassLynx MassLynx V4.1 SCN 901

Dataset: I:\Organics Instrument\HIGHRES GCMS Completed Results Files\HR-5\ICALs\5-190502B-ICAL.qld

Last Altered: Friday, May 03, 2019 08:59:50 Eastern Daylight Time

Printed: Thursday, May 16, 2019 16:27:00 Eastern Daylight Time

Name: 5-190502B01, Date: 02-May-2019, Time: 12:04:37, ID: H5-19-CS1-005, Description: 1668A-CS1-018, Vial: Tray1:40








Quantify Sample Template Report MassLynx MassLynx V4.1 SCN 901

Dataset: I:\Organics Instrument\HIGHRES GCMS Completed Results Files\HR-5\ICALs\5-190502B-ICAL.qld

Last Altered: Friday, May 03, 2019 08:59:50 Eastern Daylight Time

Printed: Thursday, May 16, 2019 16:27:00 Eastern Daylight Time

Name: 5-190502B01, Date: 02-May-2019, Time: 12:04:37, ID: H5-19-CS1-005, Description: 1668A-CS1-018, Vial: Tray1:40








Quantify Sample Template Report MassLynx MassLynx V4.1 SCN 901

Dataset: I:\Organics Instrument\HIGHRES GCMS Completed Results Files\HR-5\ICALs\5-190502B-ICAL.qld

Last Altered: Friday, May 03, 2019 08:59:50 Eastern Daylight Time

Printed: Thursday, May 16, 2019 16:27:00 Eastern Daylight Time

Name: 5-190502B01, Date: 02-May-2019, Time: 12:04:37, ID: H5-19-CS1-005, Description: 1668A-CS1-018, Vial: Tray1:40



Quantify Sample Template Report MassLynx MassLynx V4.1 SCN 901

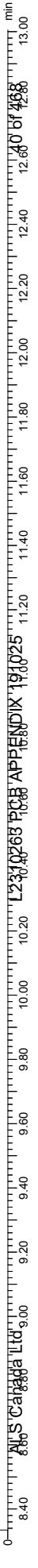

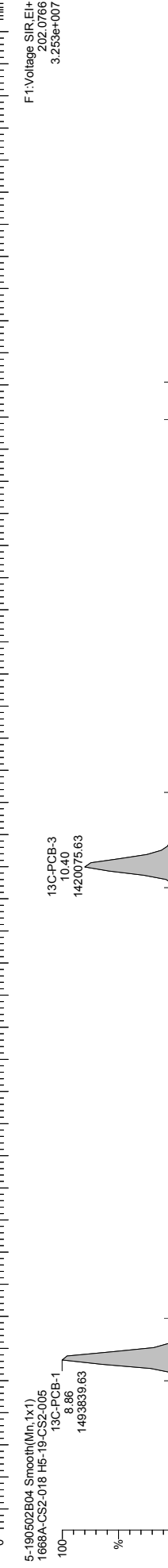
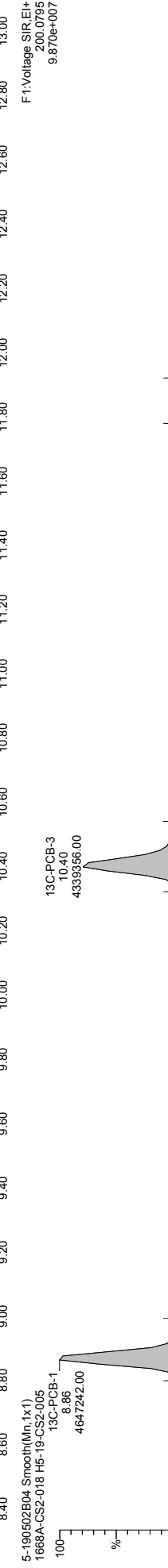
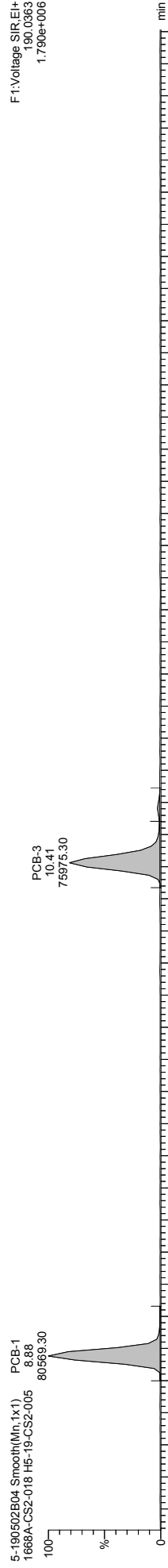
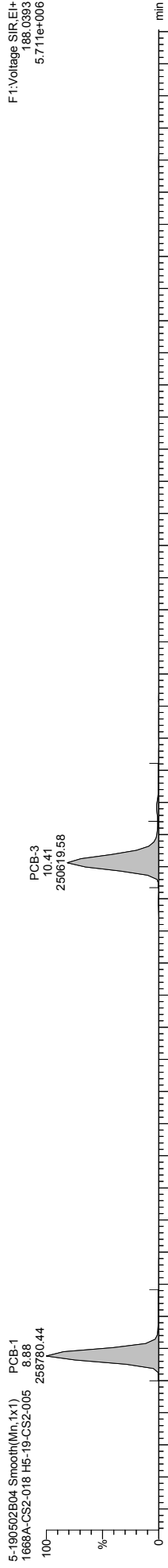
Dataset: I:\Organics Instrument\HIGHRES GCMS Completed Results Files\HR-5\ICALs\5-190502B-ICAL.qld

Last Altered: Friday, May 03, 2019 08:59:50 Eastern Daylight Time

Printed: Thursday, May 16, 2019 16:27:00 Eastern Daylight Time

Method: C:\MassLynx\PCB.PRO\MethDB\1668-OCTYL-1-ICAL.mdb 28 Dec 2018 11:55:27
Calibration: C:\MassLynx\PCB.PRO\CurveDB\5-190502B-ICAL.cdb 03 May 2019 08:59:50

Name: 5-190502B04, Date: 02-May-2019, Time: 14:13:57, ID: H5-19-CS2-005, Description: 1668A-CS2-018, Vial: Tray1:42



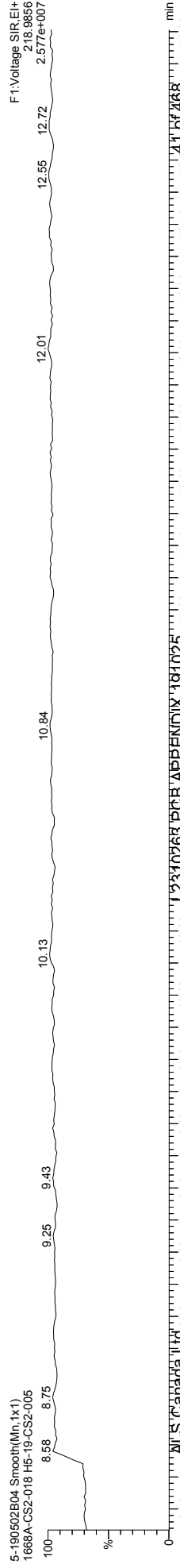
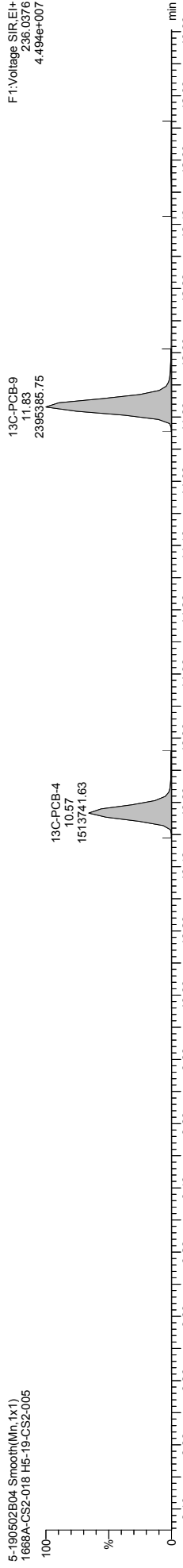
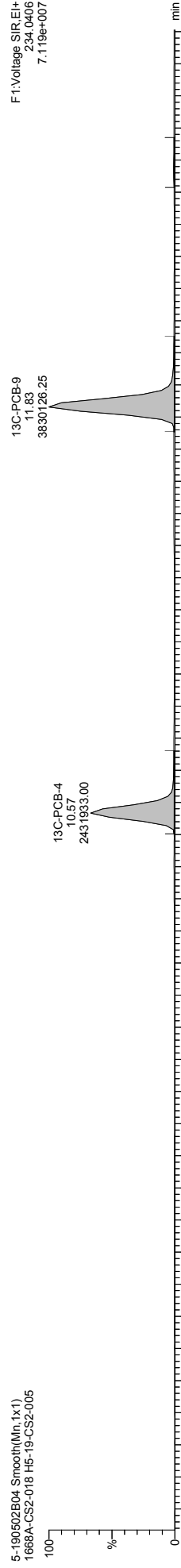
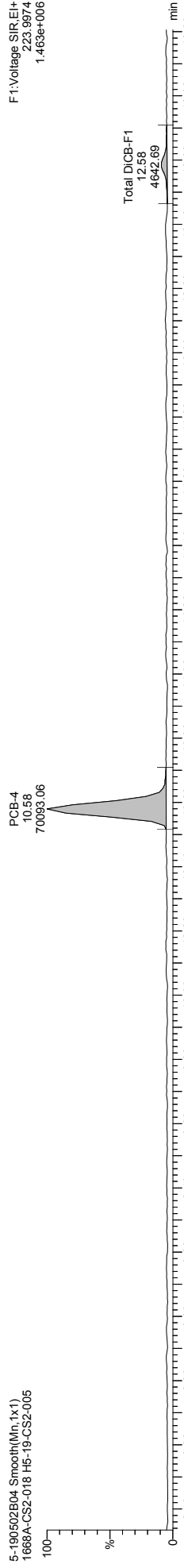
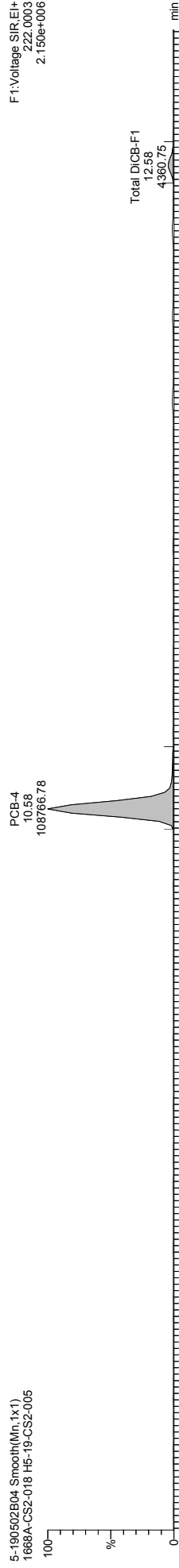
Quantify Sample Template Report MassLynx MassLynx V4.1 SCN 901

Dataset: I:\Organics Instrument\HIGHRES GCMS Completed Results Files\HR-5\ICALs\5-190502B-ICAL.qld

Last Altered: Friday, May 03, 2019 08:59:50 Eastern Daylight Time

Printed: Thursday, May 16, 2019 16:27:00 Eastern Daylight Time

Name: 5-190502B04, Date: 02-May-2019, Time: 14:13:57, ID: H5-19-CS2-005, Description: 1668A-CS2-018, Vial: Tray1:42






Quantify Sample Template Report MassLynx MassLynx V4.1 SCN 901

Dataset: I:\Organics Instrument\HIGHRES GCMS Completed Results Files\HR-5\ICALs\5-190502B-ICAL.qld

Last Altered: Friday, May 03, 2019 08:59:50 Eastern Daylight Time

Printed: Thursday, May 16, 2019 16:27:00 Eastern Daylight Time

Name: 5-190502B04, Date: 02-May-2019, Time: 14:13:57, ID: H5-19-CS2-005, Description: 1668A-CS2-018, Vial: Tray1:42



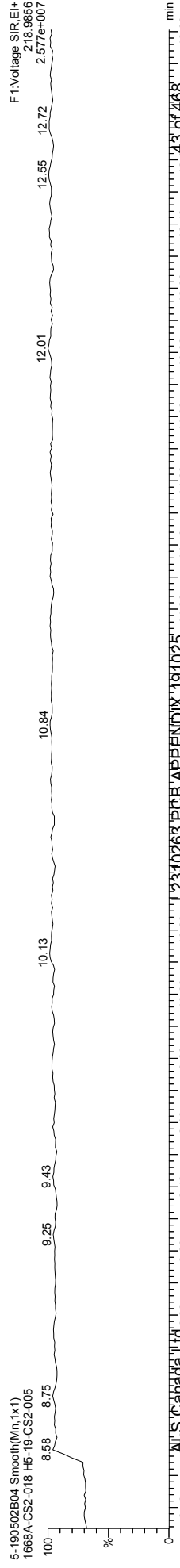




Quantify Sample Template Report MassLynx MassLynx V4.1 SCN 901

Dataset: I:\Organics Instrument\HIGHRES GCMS Completed Results Files\HR-5\ICALs\5-190502B-ICAL.qld

Last Altered: Friday, May 03, 2019 08:59:50 Eastern Daylight Time

Printed: Thursday, May 16, 2019 16:27:00 Eastern Daylight Time

Name: 5-190502B04, Date: 02-May-2019, Time: 14:13:57, ID: H5-19-CS2-005, Description: 1668A-CS2-018, Vial: Tray1:42



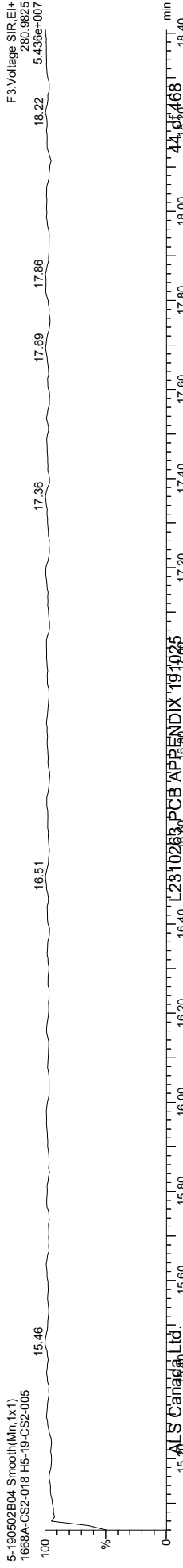




Quantify Sample Template Report MassLynx MassLynx V4.1 SCN 901

Dataset: I:\Organics Instrument\HIGHRES GCMS Completed Results Files\HR-5\ICALs\5-190502B-ICAL.qld

Last Altered: Friday, May 03, 2019 08:59:50 Eastern Daylight Time

Printed: Thursday, May 16, 2019 16:27:00 Eastern Daylight Time

Name: 5-190502B04, Date: 02-May-2019, Time: 14:13:57, ID: H5-19-CS2-005, Description: 1668A-CS2-018, Vial: Tray1:42








Quantify Sample Template Report MassLynx MassLynx V4.1 SCN 901

Dataset: I:\Organics Instrument\HIGHRES GCMS Completed Results Files\HR-5\ICALs\5-190502B-ICAL.qld

Last Altered: Friday, May 03, 2019 08:59:50 Eastern Daylight Time

Printed: Thursday, May 16, 2019 16:27:00 Eastern Daylight Time

Name: 5-190502B04, Date: 02-May-2019, Time: 14:13:57, ID: H5-19-CS2-005, Description: 1668A-CS2-018, Vial: Tray1:42



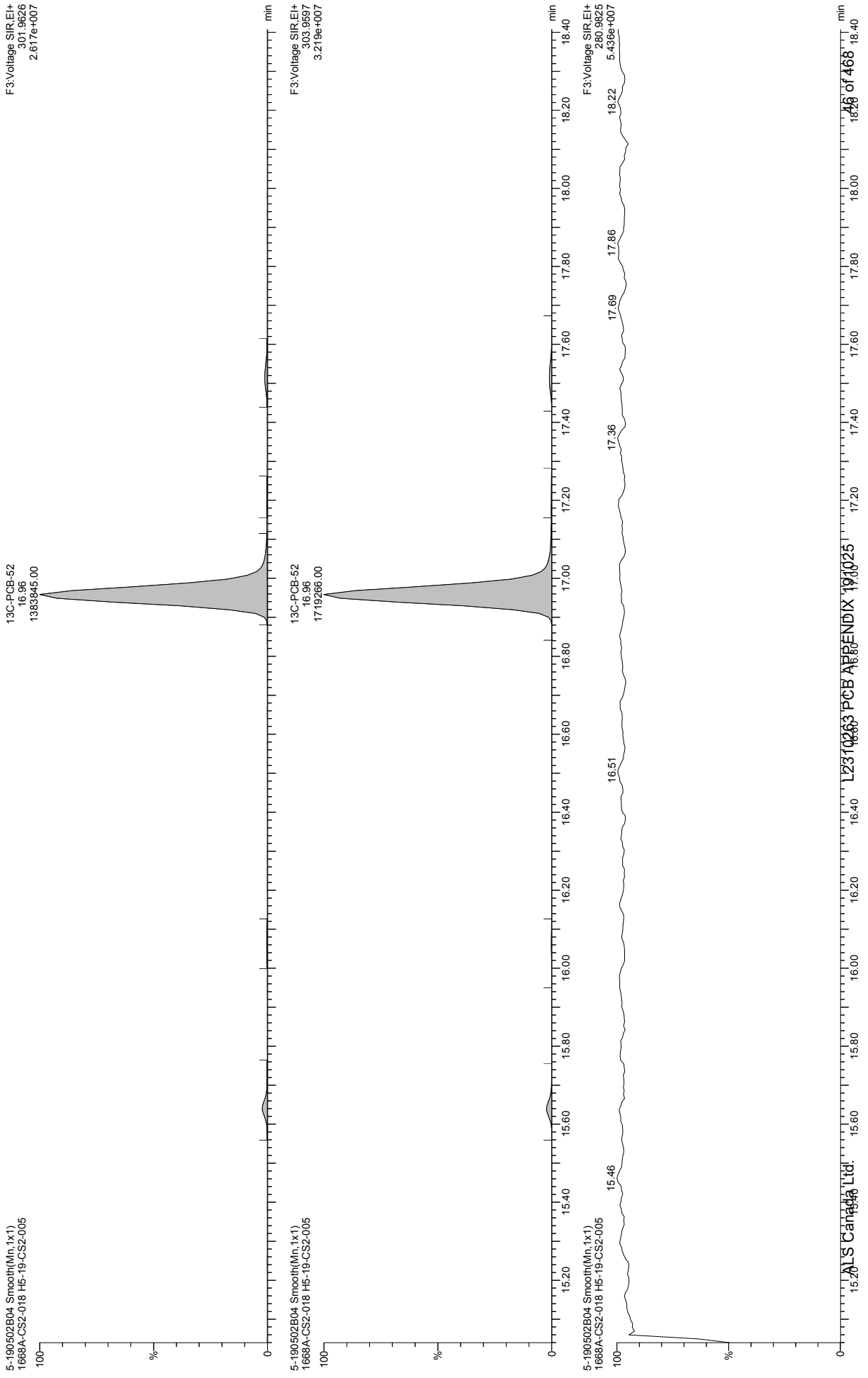
Quantify Sample Template Report MassLynx MassLynx V4.1 SCN 901

Dataset: I:\Organics Instrument\HIGHRES GCMS Completed Results Files\HR-5\ICALs\5-190502B-ICAL.qld

Last Altered: Friday, May 03, 2019 08:59:50 Eastern Daylight Time

Printed: Thursday, May 16, 2019 16:27:00 Eastern Daylight Time

Name: 5-190502B04, Date: 02-May-2019, Time: 14:13:57, ID: H5-19-CS2-005, Description: 1668A-CS2-018, Vial: Tray1:42



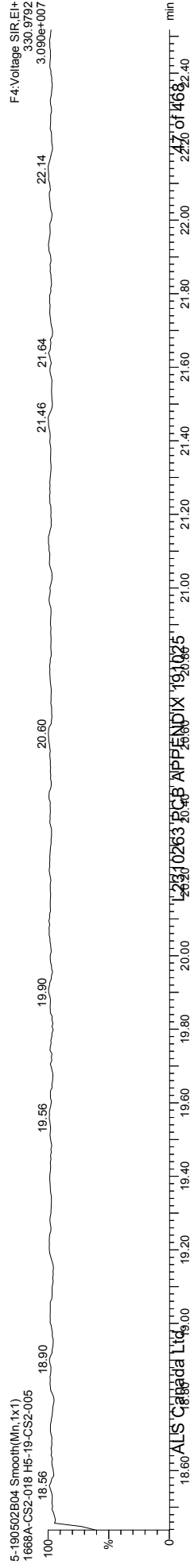



Quantify Sample Template Report MassLynx MassLynx V4.1 SCN 901

Dataset: I:\Organics Instrument\HIGHRES GCMS Completed Results Files\HR-5\ICALs\5-190502B-ICAL.qld

Last Altered: Friday, May 03, 2019 08:59:50 Eastern Daylight Time

Printed: Thursday, May 16, 2019 16:27:00 Eastern Daylight Time

Name: 5-190502B04, Date: 02-May-2019, Time: 14:13:57, ID: H5-19-CS2-005, Description: 1668A-CS2-018, Vial: Tray1:42



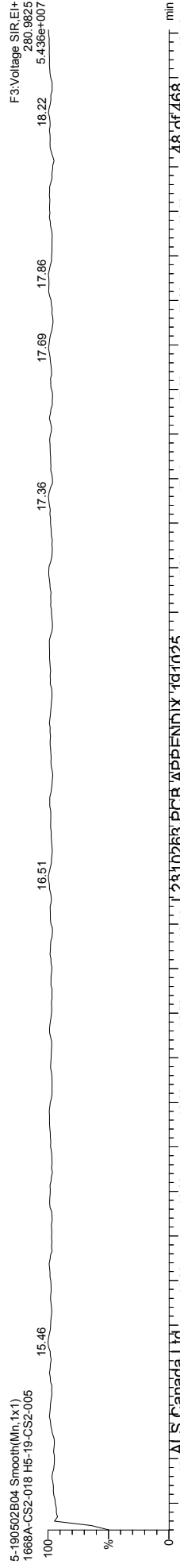




Quantify Sample Template Report MassLynx MassLynx V4.1 SCN 901

Dataset: I:\Organics Instrument\HIGHRES GCMS Completed Results Files\HR-5\ICALs\5-190502B-ICAL.qld

Last Altered: Friday, May 03, 2019 08:59:50 Eastern Daylight Time

Printed: Thursday, May 16, 2019 16:27:00 Eastern Daylight Time

Name: 5-190502B04, Date: 02-May-2019, Time: 14:13:57, ID: H5-19-CS2-005, Description: 1668A-CS2-018, Vial: Tray1:42




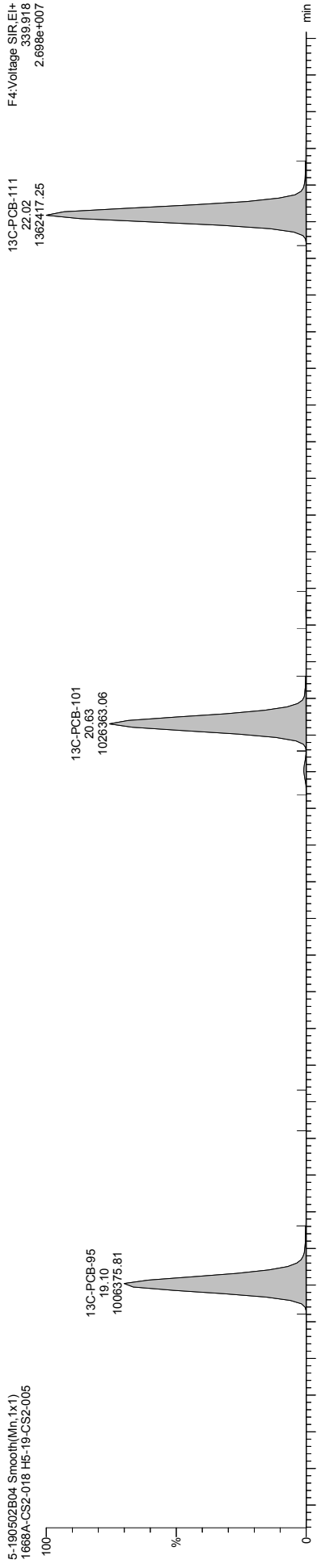
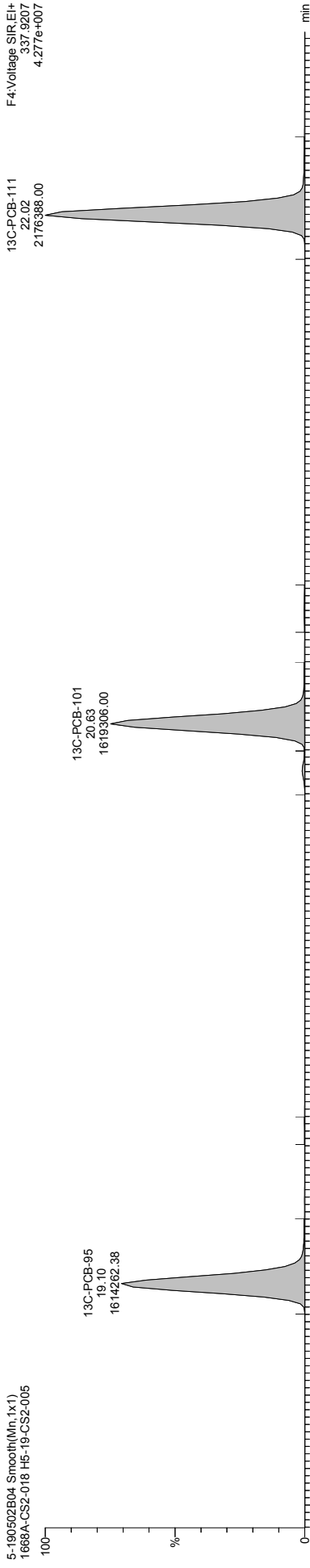
Quantify Sample Template Report MassLynx MassLynx V4.1 SCN 901

Dataset: I:\Organics Instrument\HIGHRES GCMS Completed Results Files\HR-5\ICALs\5-190502B-ICAL.qld

Last Altered: Friday, May 03, 2019 08:59:50 Eastern Daylight Time

Printed: Thursday, May 16, 2019 16:27:00 Eastern Daylight Time

Name: 5-190502B04, Date: 02-May-2019, Time: 14:13:57, ID: H5-19-CS2-005, Description: 1668A-CS2-018, Vial: Tray1:42




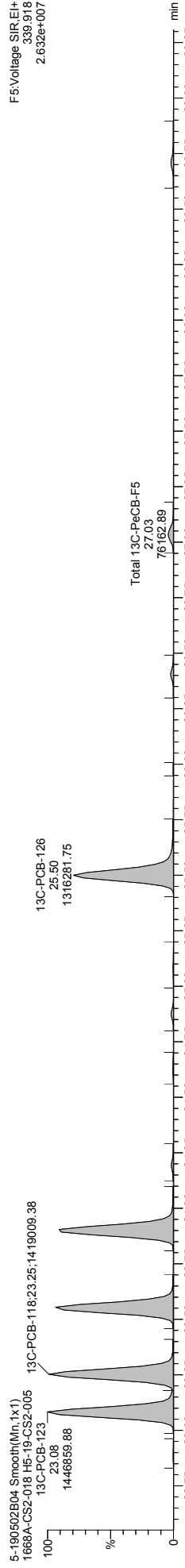
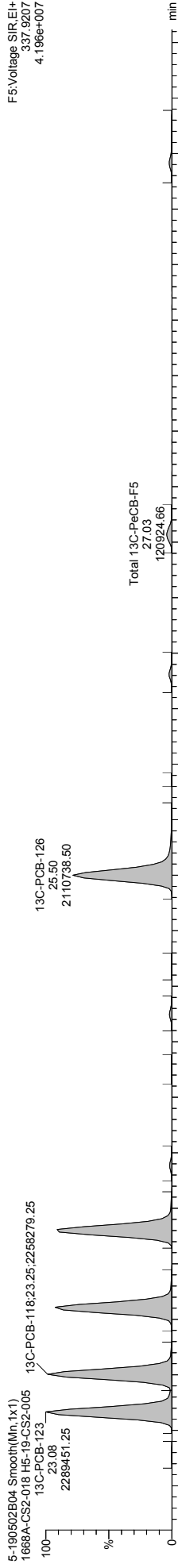
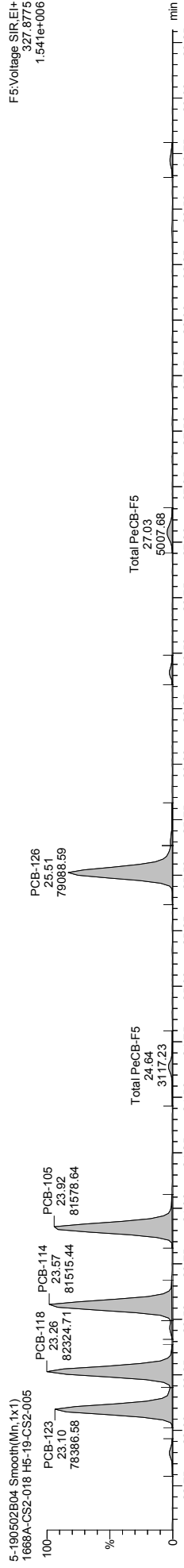
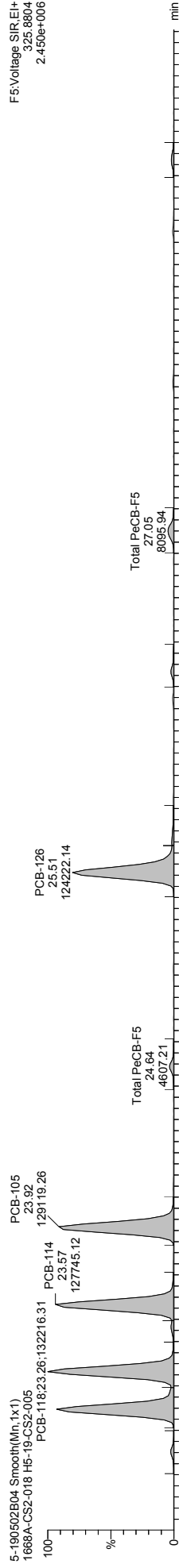
Quantify Sample Template Report MassLynx MassLynx V4.1 SCN 901

Dataset: I:\Organics Instrument\HIGHRES GCMS Completed Results Files\HR-5\ICALs\5-190502B-ICAL.qld

Last Altered: Friday, May 03, 2019 08:59:50 Eastern Daylight Time

Printed: Thursday, May 16, 2019 16:27:00 Eastern Daylight Time

Name: 5-190502B04, Date: 02-May-2019, Time: 14:13:57, ID: H5-19-CS2-005, Description: 1668A-CS2-018, Vial: Tray1:42



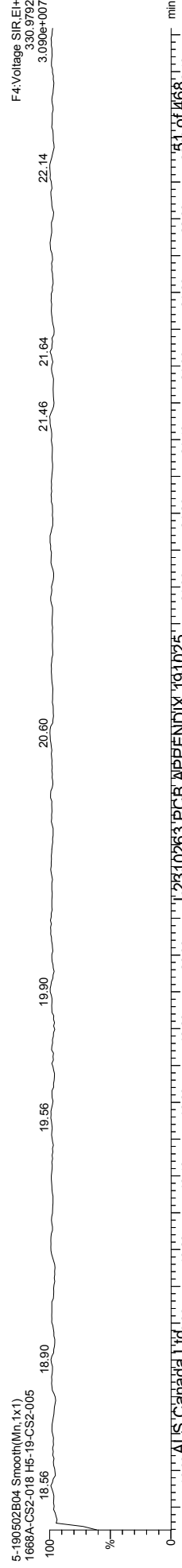
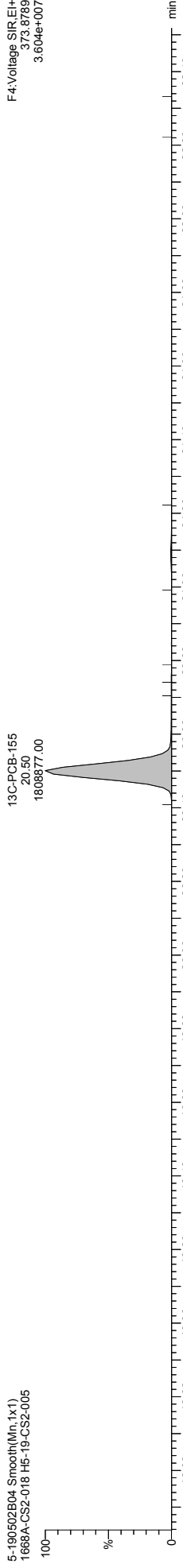
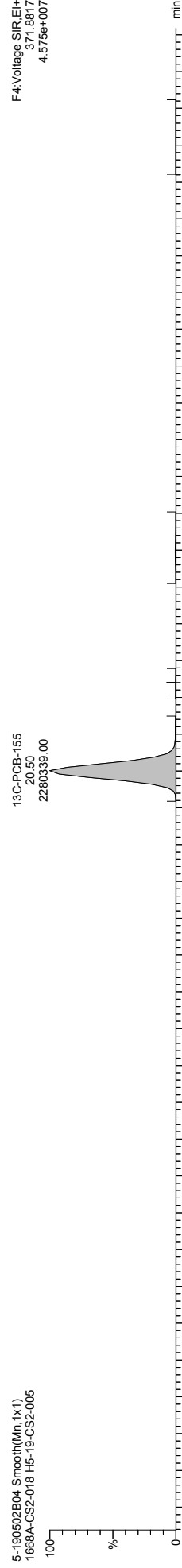
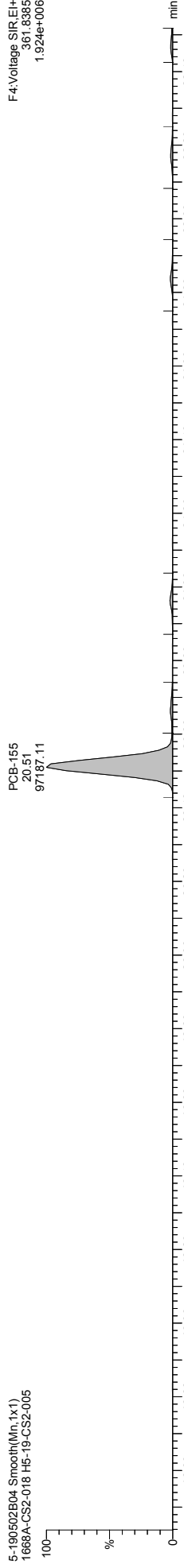
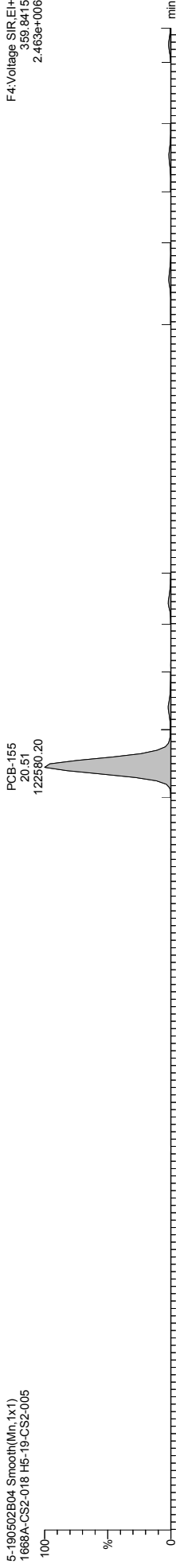
Quantify Sample Template Report MassLynx MassLynx V4.1 SCN 901

Dataset: I:\Organics Instrument\HIGHRES GCMS Completed Results Files\HR-5\ICALs\5-190502B-ICAL.qld

Last Altered: Friday, May 03, 2019 08:59:50 Eastern Daylight Time

Printed: Thursday, May 16, 2019 16:27:00 Eastern Daylight Time

Name: 5-190502B04, Date: 02-May-2019, Time: 14:13:57, ID: H5-19-CS2-005, Description: 1668A-CS2-018, Vial: Tray1:42






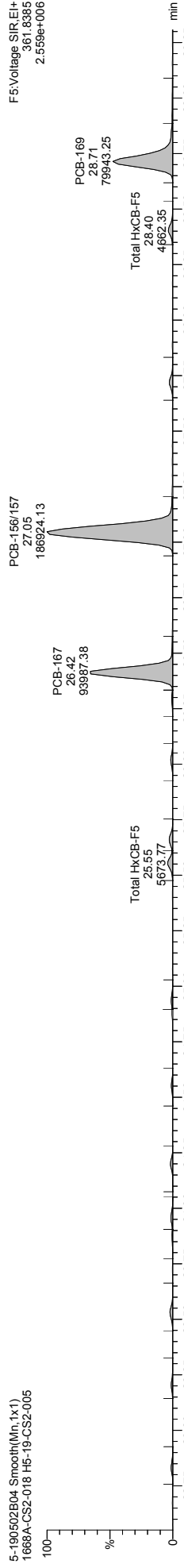
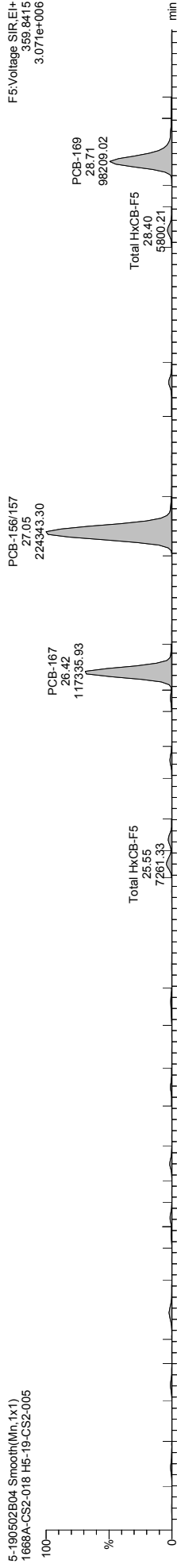
Quantify Sample Template Report MassLynx MassLynx V4.1 SCN 901

Dataset: I:\Organics Instrument\HIGHRES GCMS Completed Results Files\HR-5\ICALs\5-190502B-ICAL.qld

Last Altered: Friday, May 03, 2019 08:59:50 Eastern Daylight Time

Printed: Thursday, May 16, 2019 16:27:00 Eastern Daylight Time

Name: 5-190502B04, Date: 02-May-2019, Time: 14:13:57, ID: H5-19-CS2-005, Description: 1668A-CS2-018, Vial: Tray1:42





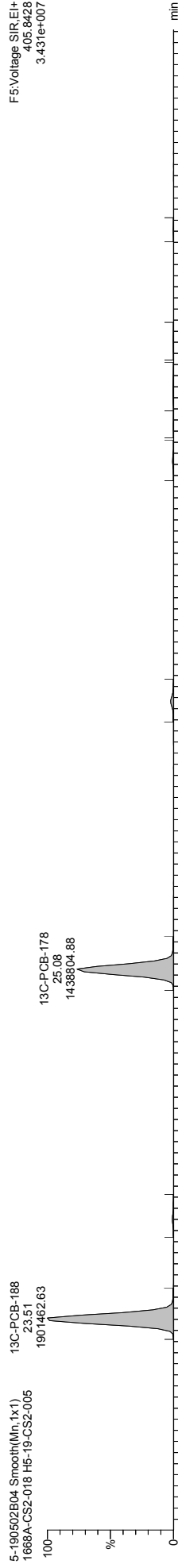
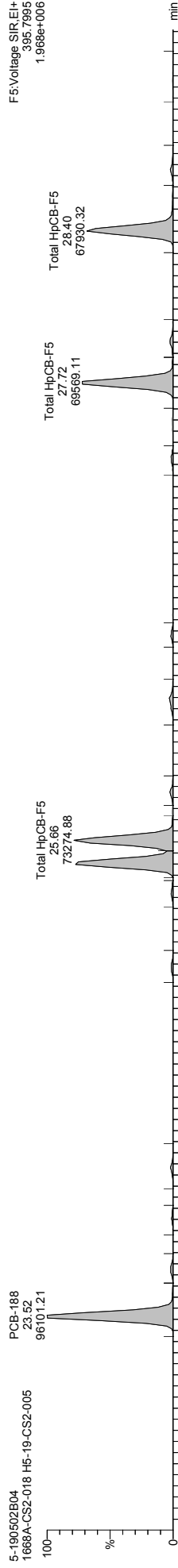
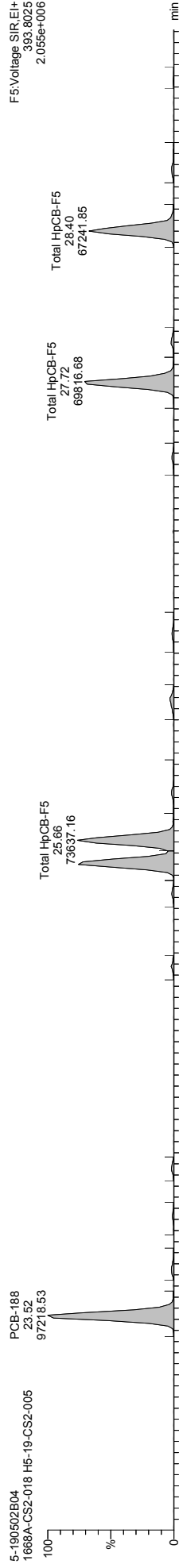
Quantify Sample Template Report MassLynx MassLynx V4.1 SCN 901

Dataset: I:\Organics Instrument\HIGHRES GCMS Completed Results Files\HR-5\ICALs\5-190502B-ICAL.qld

Last Altered: Friday, May 03, 2019 08:59:50 Eastern Daylight Time

Printed: Thursday, May 16, 2019 16:27:00 Eastern Daylight Time

Name: 5-190502B04, Date: 02-May-2019, Time: 14:13:57, ID: H5-19-CS2-005, Description: 1668A-CS2-018, Vial: Tray1:42








Quantify Sample Template Report MassLynx MassLynx V4.1 SCN 901

Dataset: I:\Organics Instrument\HIGHRES GCMS Completed Results Files\HR-5\ICALs\5-190502B-ICAL.qld

Last Altered: Friday, May 03, 2019 08:59:50 Eastern Daylight Time

Printed: Thursday, May 16, 2019 16:27:00 Eastern Daylight Time

Name: 5-190502B04, Date: 02-May-2019, Time: 14:13:57, ID: H5-19-CS2-005, Description: 1668A-CS2-018, Vial: Tray1:42

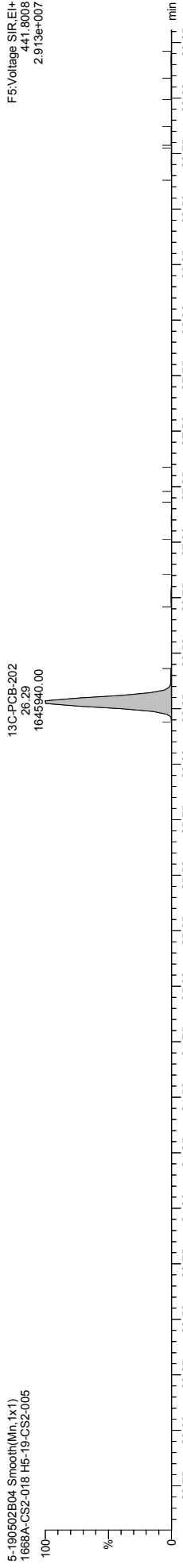
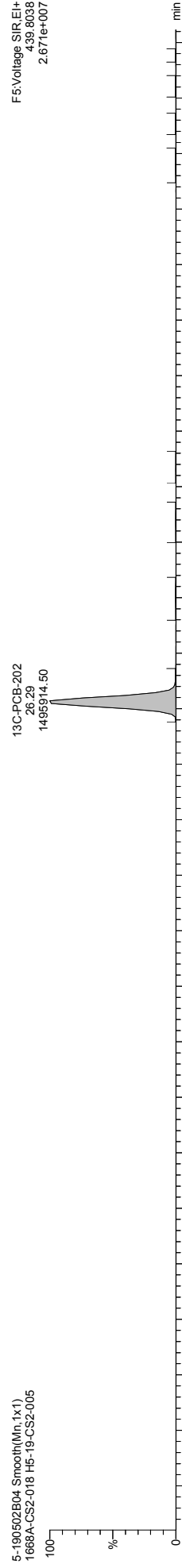
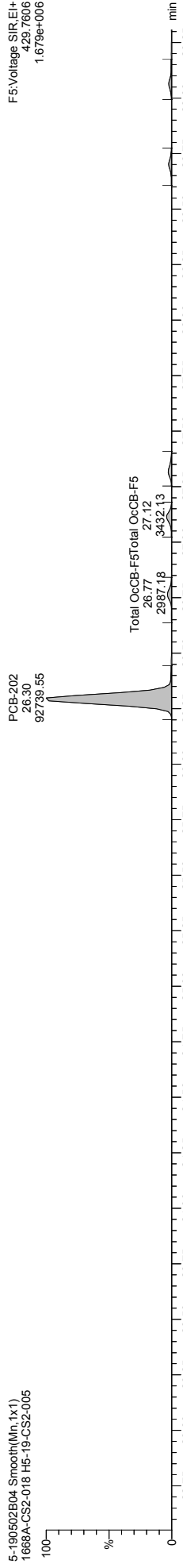
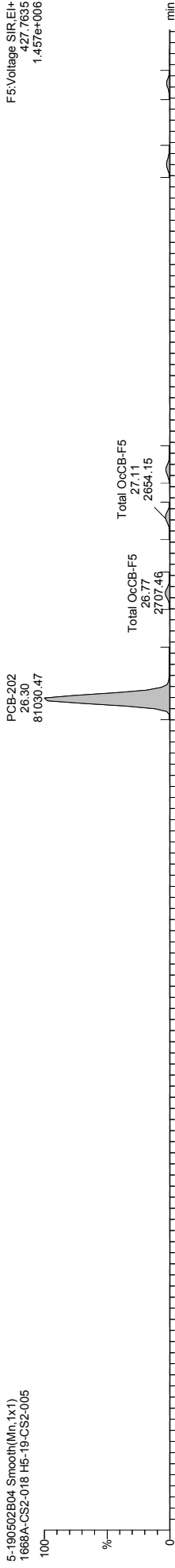


Quantify Sample Template Report **MassLynx MassLynx V4.1 SCN 901**

Dataset: I:\Organics Instrument\HIGHRES GCMS Completed Results Files\HR-5\ICALs\5-190502B-ICAL.qld

Last Altered: Friday, May 03, 2019 08:59:50 Eastern Daylight Time
Printed: Thursday, May 16, 2019 16:27:00 Eastern Daylight Time

Name: 5-190502B04, Date: 02-May-2019, Time: 14:13:57, ID: H5-19-CS2-005, Description: 1668A-CS2-018, Vial: Tray1:42




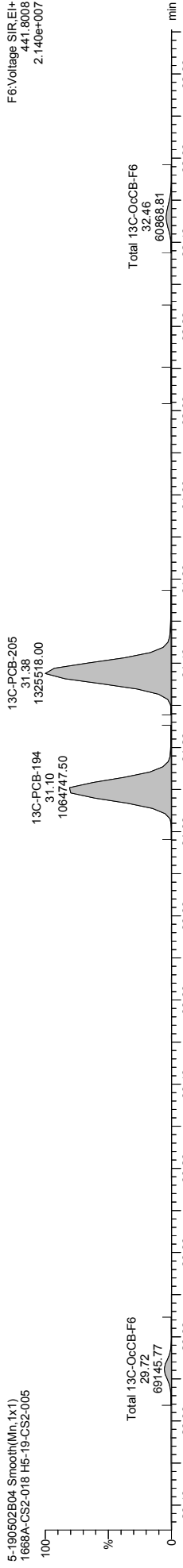
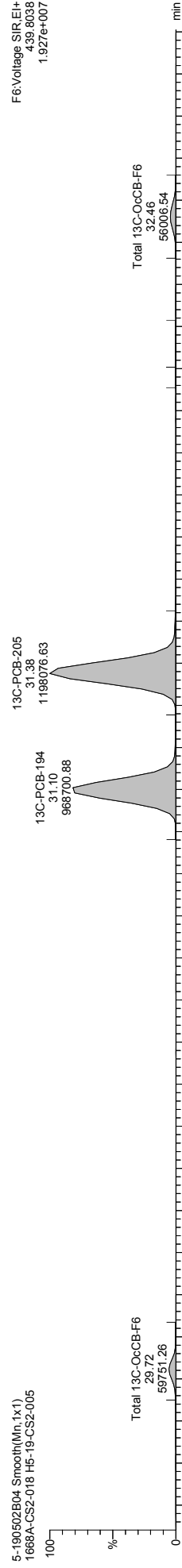

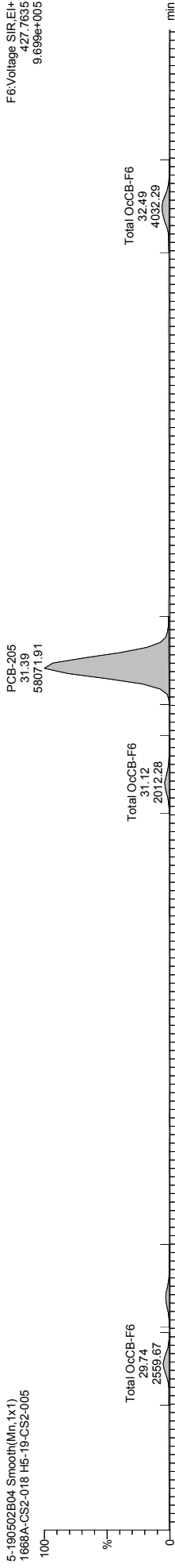
Quantify Sample Template Report MassLynx MassLynx V4.1 SCN 901

Dataset: I:\Organics Instrument\HIGHRES GCMS Completed Results Files\HR-5\ICALs\5-190502B-ICAL.qld

Last Altered: Friday, May 03, 2019 08:59:50 Eastern Daylight Time

Printed: Thursday, May 16, 2019 16:27:00 Eastern Daylight Time

Name: 5-190502B04, Date: 02-May-2019, Time: 14:13:57, ID: H5-19-CS2-005, Description: 1668A-CS2-018, Vial: Tray1:42








Quantify Sample Template Report MassLynx MassLynx V4.1 SCN 901

Dataset: I:\Organics Instrument\HIGHRES GCMS Completed Results Files\HR-5\ICALs\5-190502B-ICAL.qld

Last Altered: Friday, May 03, 2019 08:59:50 Eastern Daylight Time

Printed: Thursday, May 16, 2019 16:27:00 Eastern Daylight Time

Name: 5-190502B04, Date: 02-May-2019, Time: 14:13:57, ID: H5-19-CS2-005, Description: 1668A-CS2-018, Vial: Tray1:42



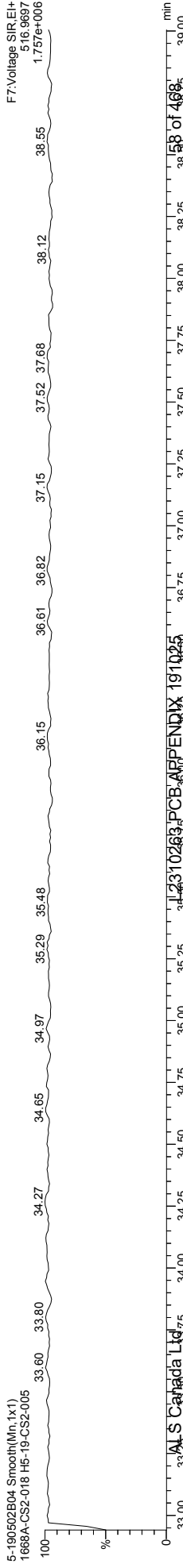




Quantify Sample Template Report MassLynx MassLynx V4.1 SCN 901

Dataset: I:\Organics Instrument\HIGHRES GCMS Completed Results Files\HR-5\ICALs\5-190502B-ICAL.qld

Last Altered: Friday, May 03, 2019 08:59:50 Eastern Daylight Time

Printed: Thursday, May 16, 2019 16:27:00 Eastern Daylight Time

Name: 5-190502B04, Date: 02-May-2019, Time: 14:13:57, ID: H5-19-CS2-005, Description: 1668A-CS2-018, Vial: Tray1:42




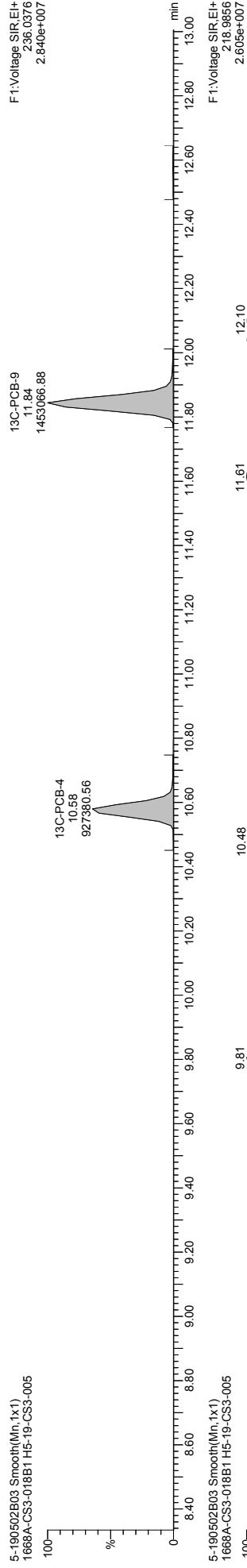
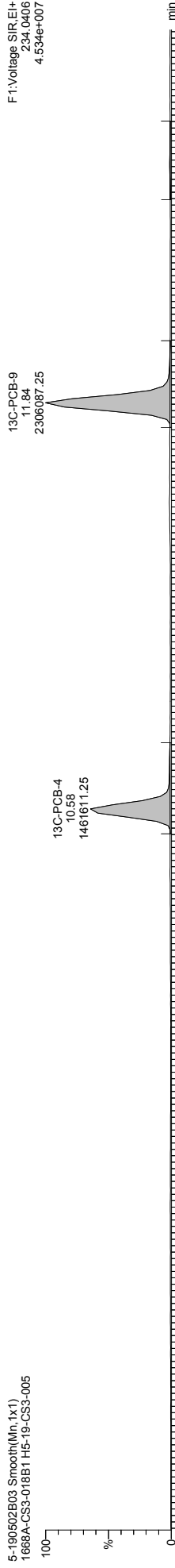
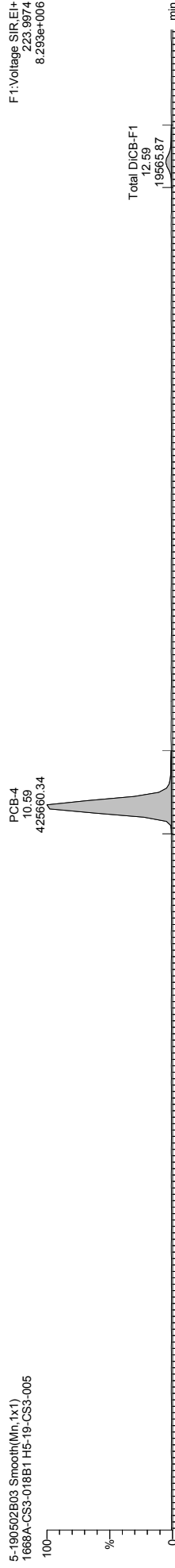
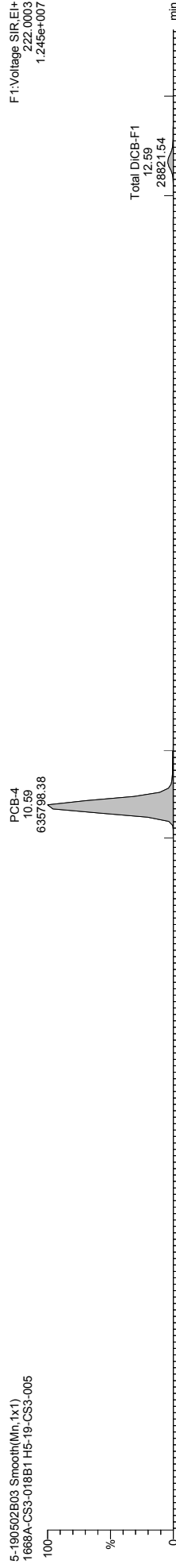
Quantify Sample Template Report MassLynx MassLynx V4.1 SCN 901

Dataset: I:\Organics Instrument\HIGHRES GCMS Completed Results Files\HR-5\ICALs\5-190502B-ICAL.qld

Last Altered: Friday, May 03, 2019 08:59:50 Eastern Daylight Time

Printed: Thursday, May 16, 2019 16:27:00 Eastern Daylight Time

Name: 5-190502B03, Date: 02-May-2019, Time: 13:31:47, ID: H5-19-CS3-005, Description: 1668A-CS3-018B1, Vial: Tray1:1







Quantify Sample Template Report MassLynx MassLynx V4.1 SCN 901

Dataset: I:\Organics Instrument\HIGHRES GCMS Completed Results Files\HR-5\ICALs\5-190502B-ICAL.qld

Last Altered: Friday, May 03, 2019 08:59:50 Eastern Daylight Time

Printed: Thursday, May 16, 2019 16:27:00 Eastern Daylight Time

Name: 5-190502B03, Date: 02-May-2019, Time: 13:31:47, ID: H5-19-CS3-005, Description: 1668A-CS3-018B1, Vial: Tray1:1








Quantify Sample Template Report MassLynx MassLynx V4.1 SCN 901

Dataset: I:\Organics Instrument\HIGHRES GCMS Completed Results Files\HR-5\ICALs\5-190502B-ICAL.qld

Last Altered: Friday, May 03, 2019 08:59:50 Eastern Daylight Time

Printed: Thursday, May 16, 2019 16:27:00 Eastern Daylight Time

Name: 5-190502B03, Date: 02-May-2019, Time: 13:31:47, ID: H5-19-CS3-005, Description: 1668A-CS3-018B1, Vial: Tray1:1


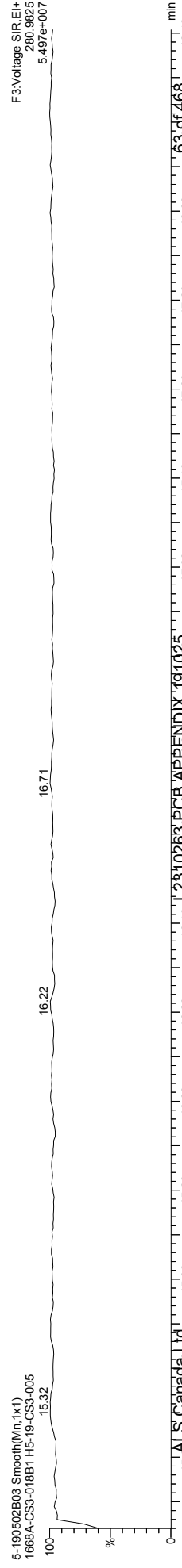






Quantify Sample Template Report MassLynx MassLynx V4.1 SCN 901

Dataset: I:\Organics Instrument\HIGHRES GCMS Completed Results Files\HR-5\ICALs\5-190502B-ICAL.qld

Last Altered: Friday, May 03, 2019 08:59:50 Eastern Daylight Time
Printed: Thursday, May 16, 2019 16:27:00 Eastern Daylight Time

Name: 5-190502B03, Date: 02-May-2019, Time: 13:31:47, ID: H5-19-CS3-005, Description: 1668A-CS3-018B1, Vial: Tray1:1








Quantify Sample Template Report MassLynx MassLynx V4.1 SCN 901

Dataset: I:\Organics Instrument\HIGHRES GCMS Completed Results Files\HR-5\ICALs\5-190502B-ICAL.qld

Last Altered: Friday, May 03, 2019 08:59:50 Eastern Daylight Time

Printed: Thursday, May 16, 2019 16:27:00 Eastern Daylight Time

Name: 5-190502B03, Date: 02-May-2019, Time: 13:31:47, ID: H5-19-CS3-005, Description: 1668A-CS3-018B1, Vial: Tray1:1



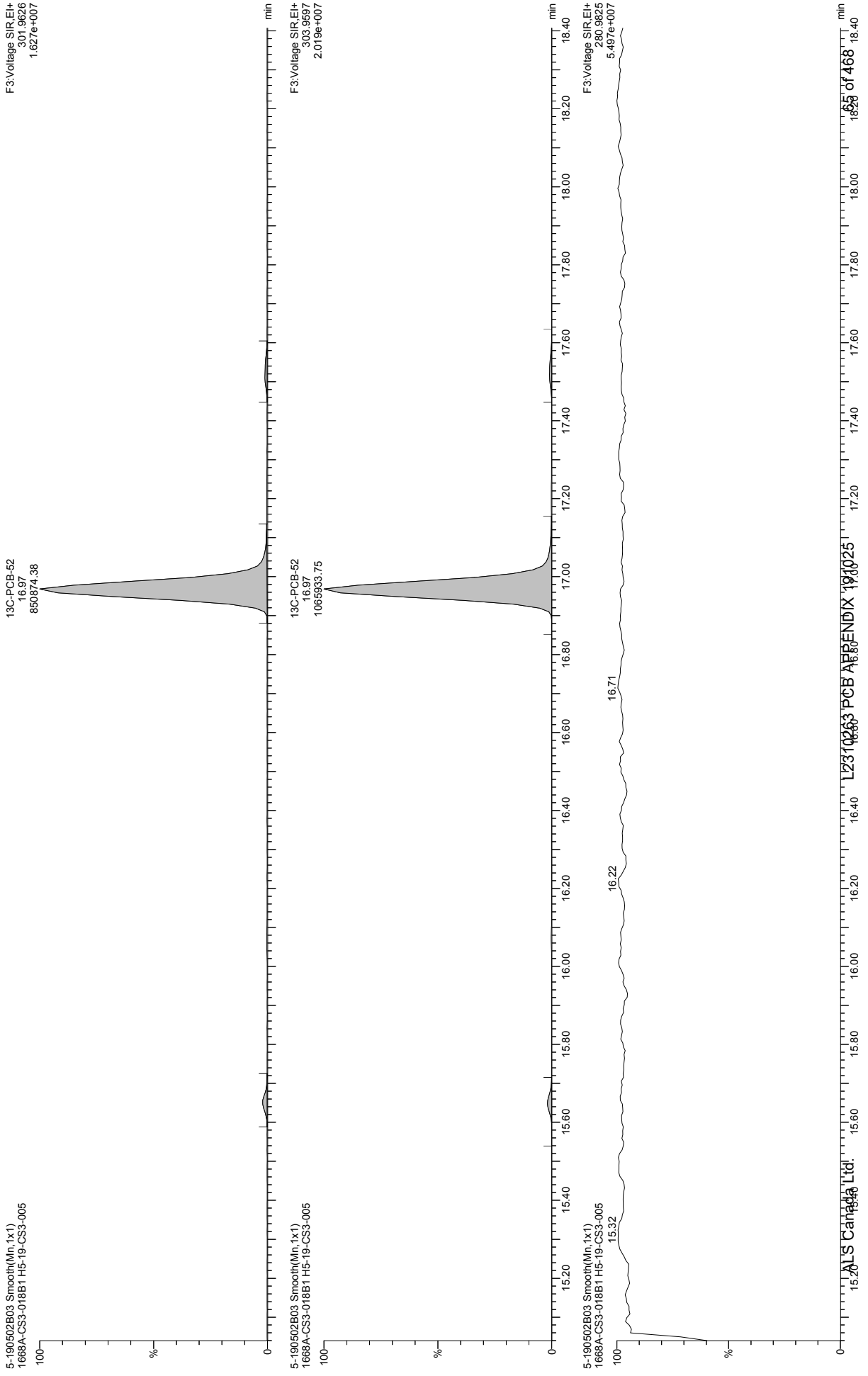
Quantify Sample Template Report MassLynx MassLynx V4.1 SCN 901

Dataset: I:\Organics Instrument\HIGHRES GCMS Completed Results Files\HR-5\ICALs\5-190502B-ICAL.qld

Last Altered: Friday, May 03, 2019 08:59:50 Eastern Daylight Time

Printed: Thursday, May 16, 2019 16:27:00 Eastern Daylight Time

Name: 5-190502B03, Date: 02-May-2019, Time: 13:31:47, ID: H5-19-CS3-005, Description: 1668A-CS3-018B1, Vial: Tray1:1






Quantify Sample Template Report MassLynx MassLynx V4.1 SCN 901

Dataset: I:\Organics Instrument\HIGHRES GCMS Completed Results Files\HR-5\ICALs\5-190502B-ICAL.qld

Last Altered: Friday, May 03, 2019 08:59:50 Eastern Daylight Time

Printed: Thursday, May 16, 2019 16:27:00 Eastern Daylight Time

Name: 5-190502B03, Date: 02-May-2019, Time: 13:31:47, ID: H5-19-CS3-005, Description: 1668A-CS3-018B1, Vial: Tray1:1



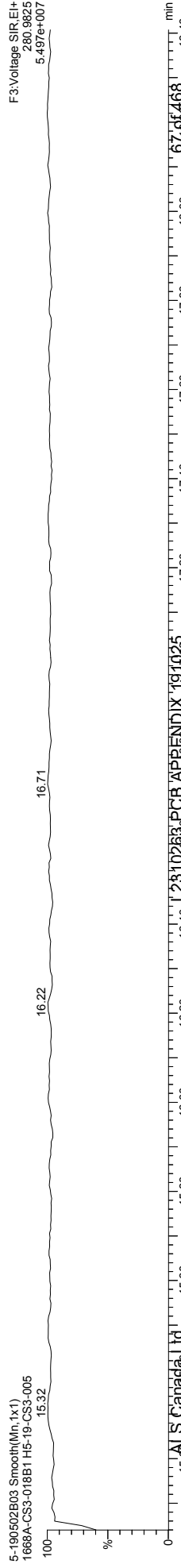




Quantify Sample Template Report MassLynx MassLynx V4.1 SCN 901

Dataset: I:\Organics Instrument\HIGHRES GCMS Completed Results Files\HR-5\ICALs\5-190502B-ICAL.qld

Last Altered: Friday, May 03, 2019 08:59:50 Eastern Daylight Time

Printed: Thursday, May 16, 2019 16:27:00 Eastern Daylight Time

Name: 5-190502B03, Date: 02-May-2019, Time: 13:31:47, ID: H5-19-CS3-005, Description: 1668A-CS3-018B1, Vial: Tray1:1




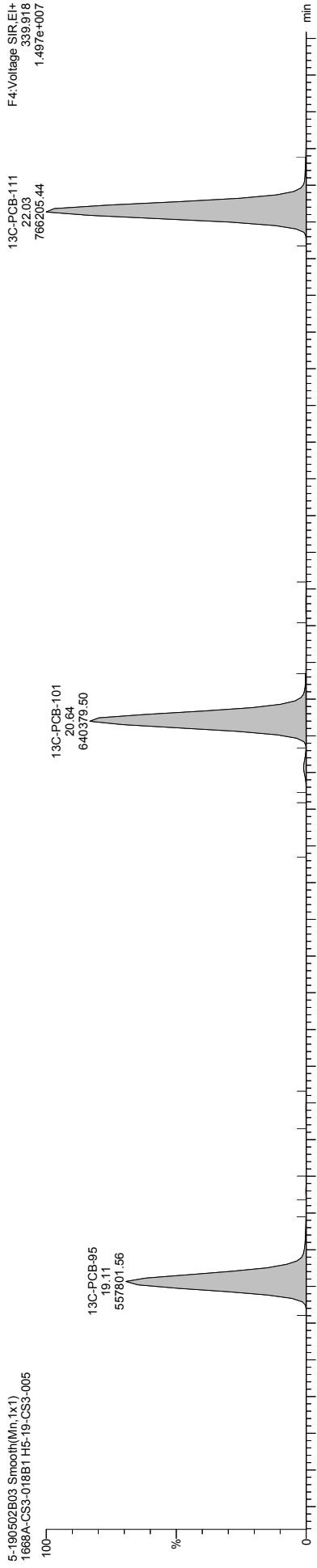
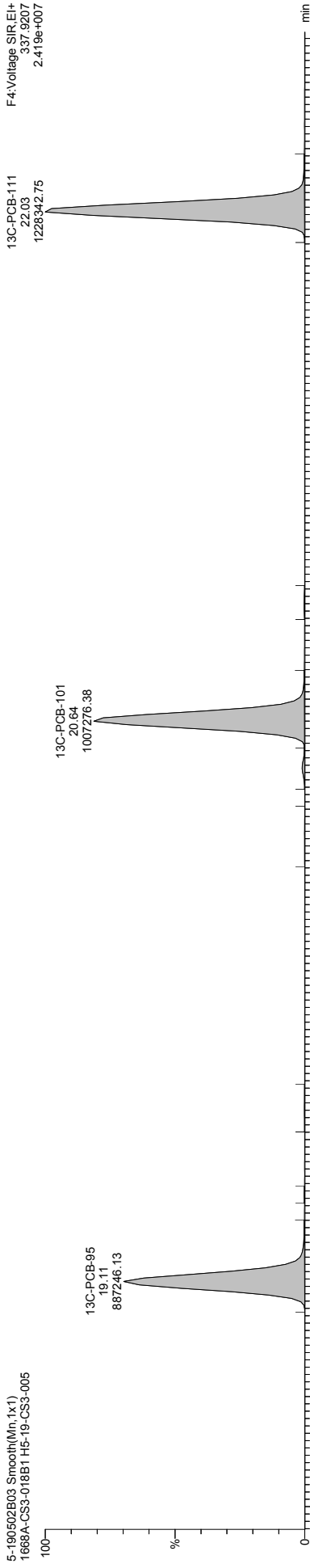
Quantify Sample Template Report MassLynx MassLynx V4.1 SCN 901

Dataset: I:\Organics Instrument\HIGHRES GCMS Completed Results Files\HR-5\ICALs\5-190502B-ICAL.qld

Last Altered: Friday, May 03, 2019 08:59:50 Eastern Daylight Time

Printed: Thursday, May 16, 2019 16:27:00 Eastern Daylight Time

Name: 5-190502B03, Date: 02-May-2019, Time: 13:31:47, ID: H5-19-CS3-005, Description: 1668A-CS3-018B1, Vial: Tray1:1



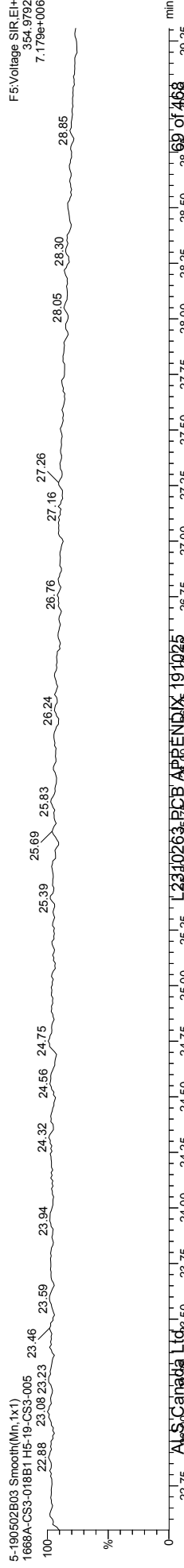
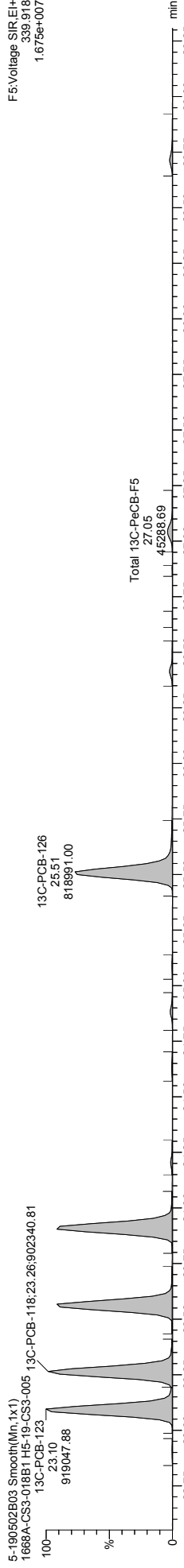
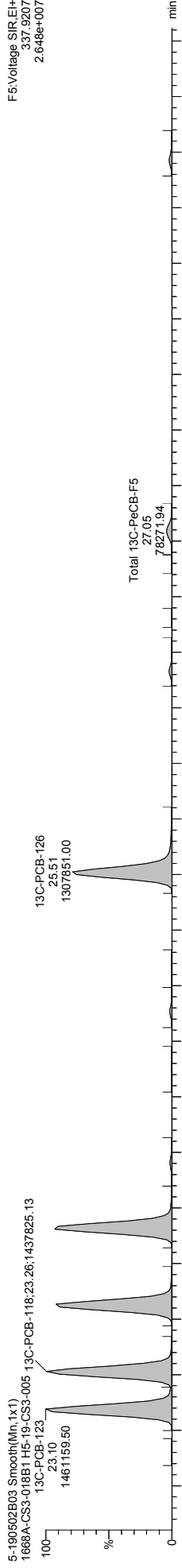
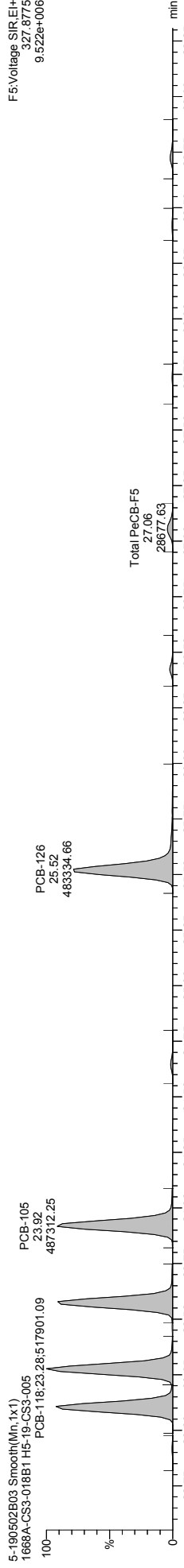
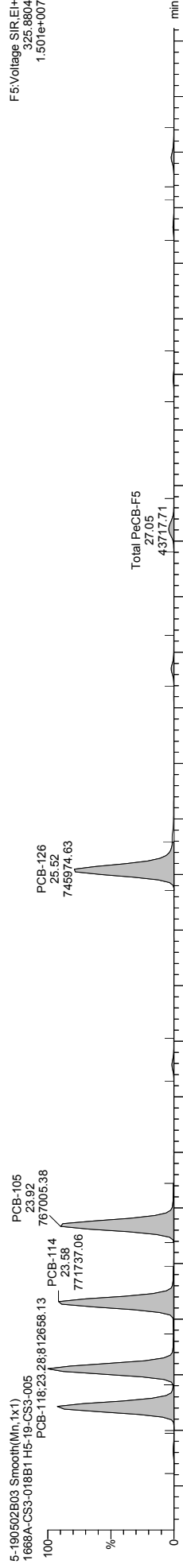
Quantify Sample Template Report MassLynx MassLynx V4.1 SCN 901

Dataset: I:\Organics Instrument\HIGHRES GCMS Completed Results Files\HR-5\ICALs\5-190502B-ICAL.qld

Last Altered: Friday, May 03, 2019 08:59:50 Eastern Daylight Time

Printed: Thursday, May 16, 2019 16:27:00 Eastern Daylight Time

Name: 5-190502B03, Date: 02-May-2019, Time: 13:31:47, ID: H5-19-CS3-005, Description: 1668A-CS3-018B1, Vial: Tray1:1


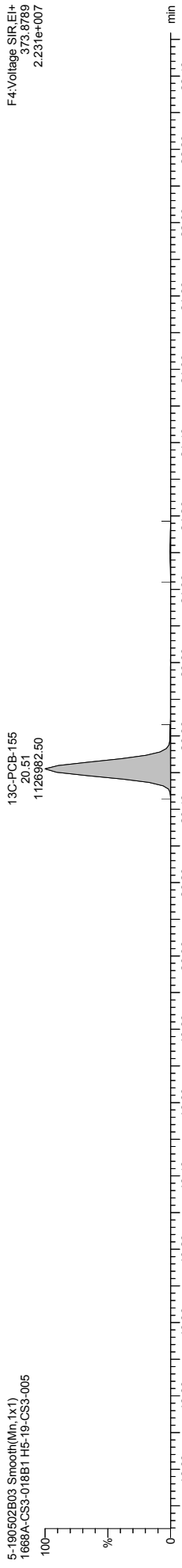
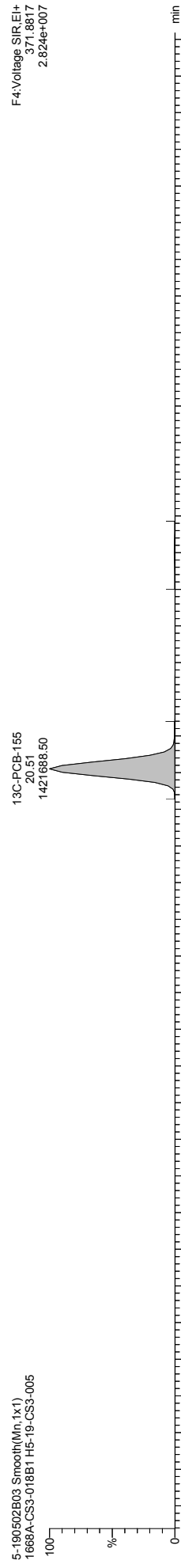
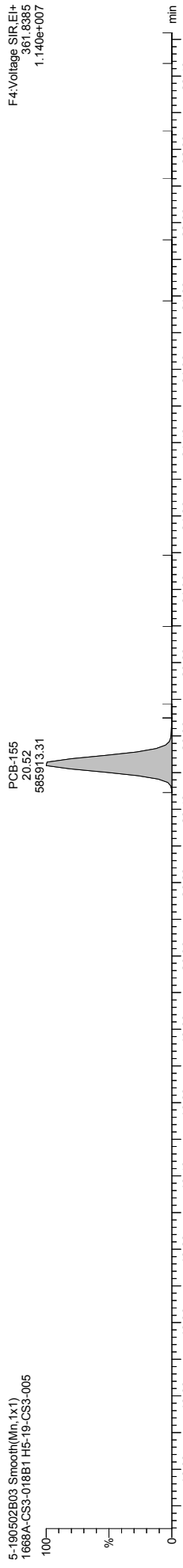
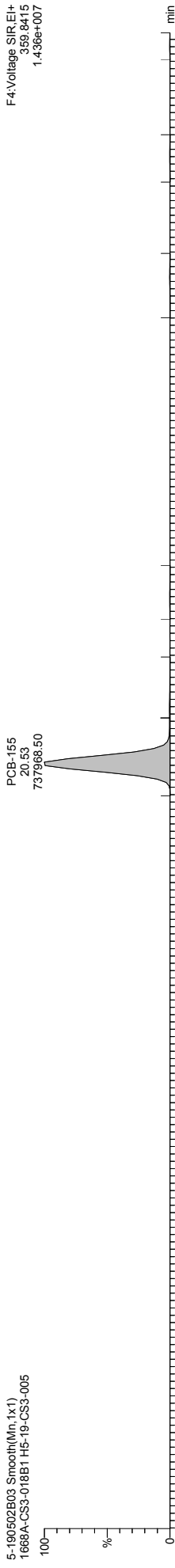


Quantify Sample Template Report MassLynx MassLynx V4.1 SCN 901

Dataset: I:\Organics Instrument\HIGHRES GCMS Completed Results Files\HR-5\ICALs\5-190502B-ICAL.qld

Last Altered: Friday, May 03, 2019 08:59:50 Eastern Daylight Time
Printed: Thursday, May 16, 2019 16:27:00 Eastern Daylight Time

Name: 5-190502B03, Date: 02-May-2019, Time: 13:31:47, ID: H5-19-CS3-005, Description: 1668A-CS3-018B1, Vial: Tray1:1





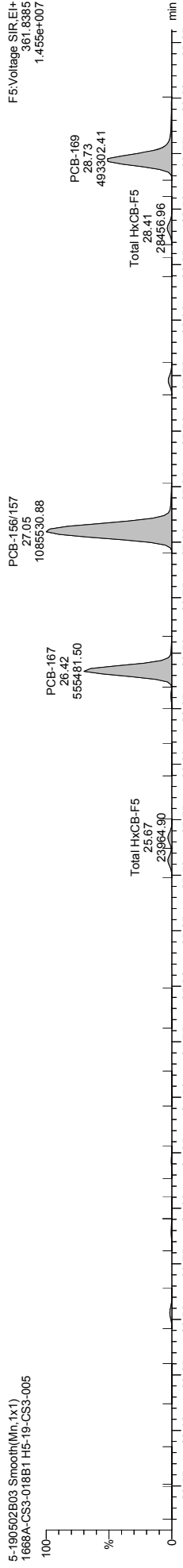
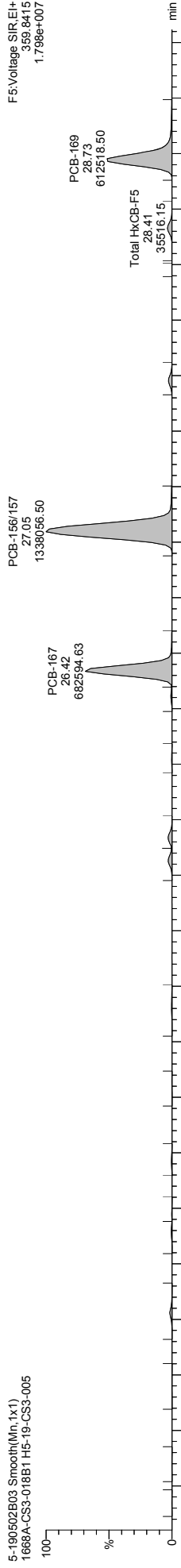
Quantify Sample Template Report MassLynx MassLynx V4.1 SCN 901

Dataset: I:\Organics Instrument\HIGHRES GCMS Completed Results Files\HR-5\ICALs\5-190502B-ICAL.qld

Last Altered: Friday, May 03, 2019 08:59:50 Eastern Daylight Time

Printed: Thursday, May 16, 2019 16:27:00 Eastern Daylight Time

Name: 5-190502B03, Date: 02-May-2019, Time: 13:31:47, ID: H5-19-CS3-005, Description: 1668A-CS3-018B1, Vial: Tray1:1



Quantify Sample Template Report


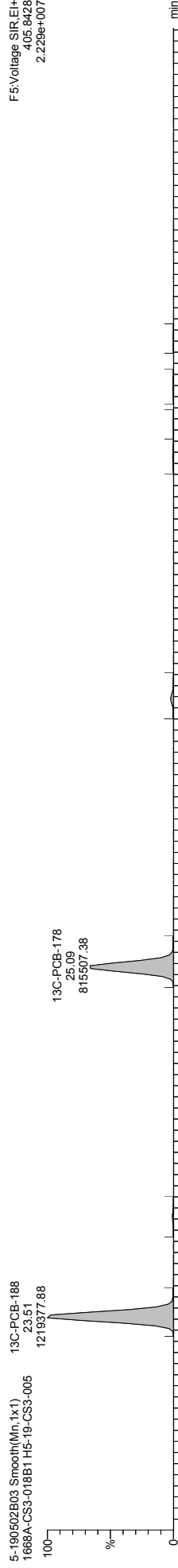
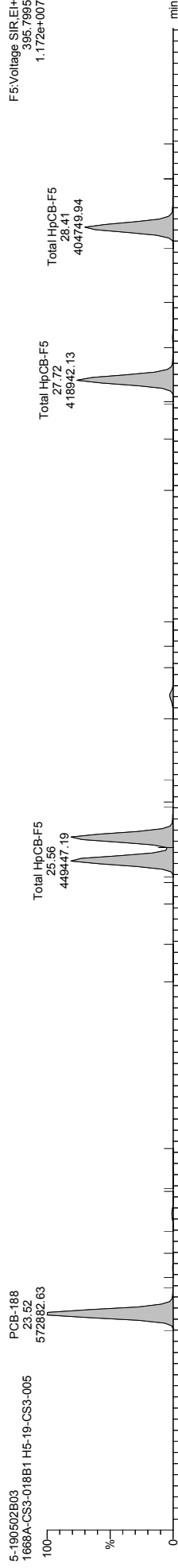
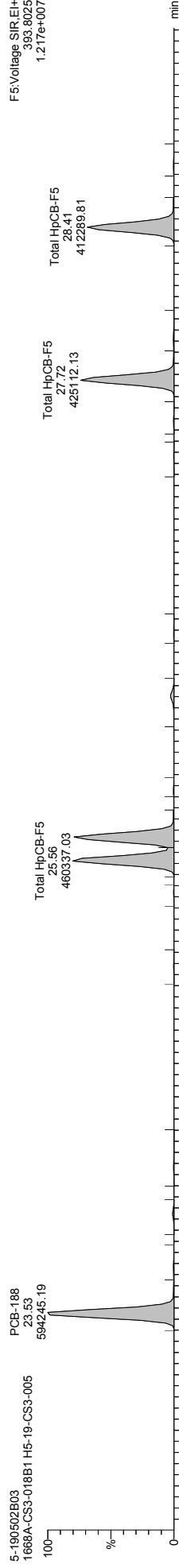
MassLynx MassLynx V4.1 SCN 901

Dataset: I:\Organics Instrument\HIGHRES GCMS Completed Results Files\HR-5\ICALs\5-190502B-ICAL.qld

Last Altered: Friday, May 03, 2019 08:59:50 Eastern Daylight Time

Printed: Thursday, May 16, 2019 16:27:00 Eastern Daylight Time

Name: 5-190502B03, Date: 02-May-2019, Time: 13:31:47, ID: H5-19-CS3-005, Description: 1668A-CS3-018B1, Vial: Tray1:1



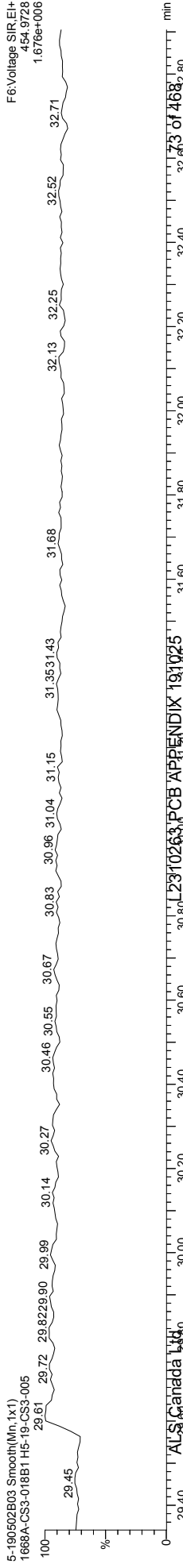




Quantify Sample Template Report MassLynx MassLynx V4.1 SCN 901

Dataset: I:\Organics Instrument\HIGHRES GCMS Completed Results Files\HR-5\ICALs\5-190502B-ICAL.qld

Last Altered: Friday, May 03, 2019 08:59:50 Eastern Daylight Time

Printed: Thursday, May 16, 2019 16:27:00 Eastern Daylight Time

Name: 5-190502B03, Date: 02-May-2019, Time: 13:31:47, ID: H5-19-CS3-005, Description: 1668A-CS3-018B1, Vial: Tray1:1

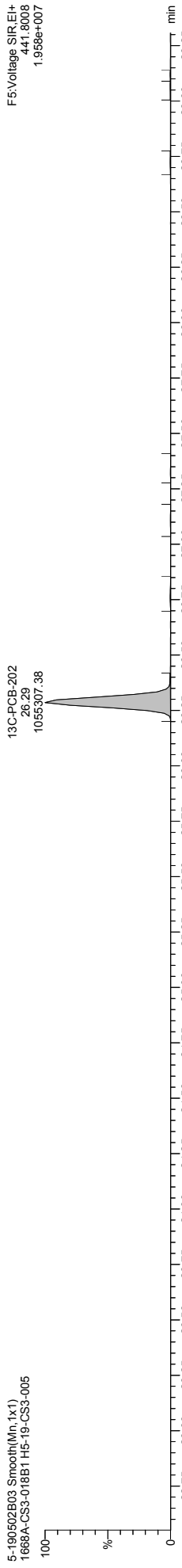
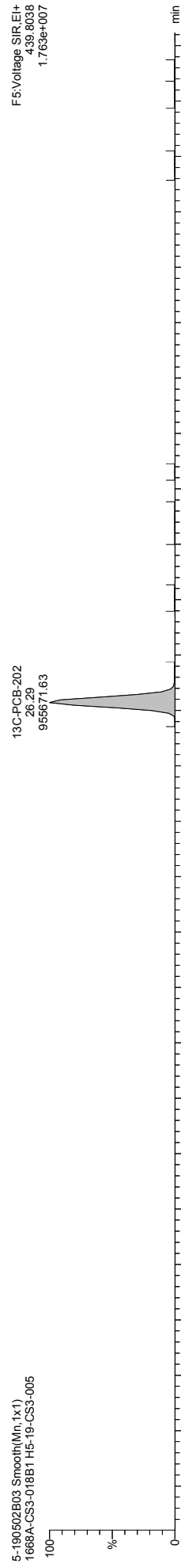
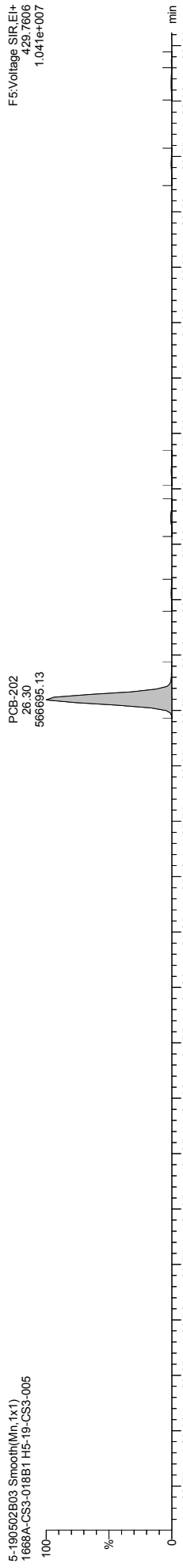
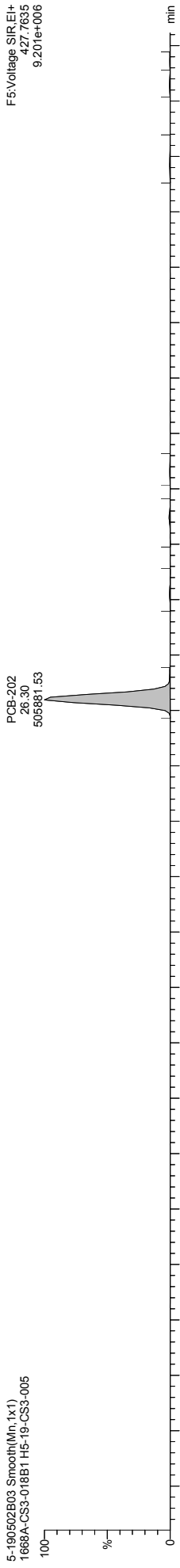


Quantify Sample Template Report MassLynx MassLynx V4.1 SCN 901

Dataset: I:\Organics Instrument\HIGHRES GCMS Completed Results Files\HR-5\ICALs\5-190502B-ICAL.qld

Last Altered: Friday, May 03, 2019 08:59:50 Eastern Daylight Time
Printed: Thursday, May 16, 2019 16:27:00 Eastern Daylight Time

Name: 5-190502B03, Date: 02-May-2019, Time: 13:31:47, ID: H5-19-CS3-005, Description: 1668A-CS3-018B1, Vial: Tray1:1




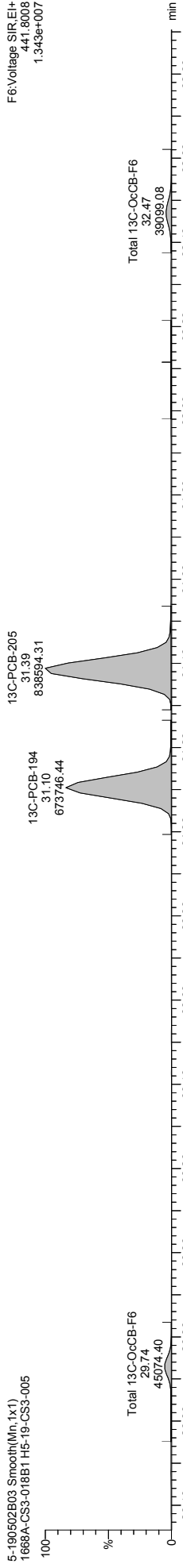
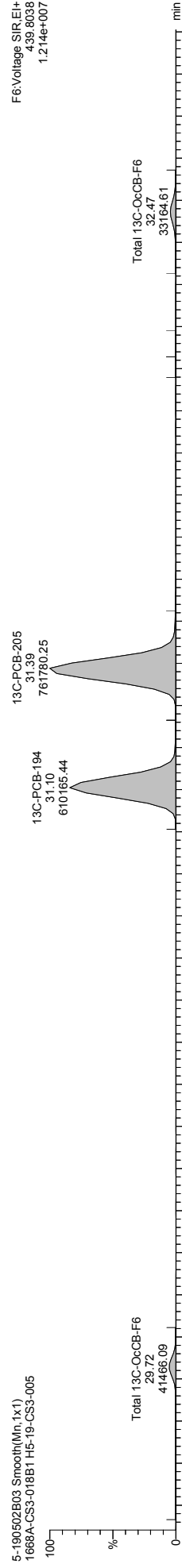

Quantify Sample Template Report MassLynx MassLynx V4.1 SCN 901

Dataset: I:\Organics Instrument\HIGHRES GCMS Completed Results Files\HR-5\ICALs\5-190502B-ICAL.qld

Last Altered: Friday, May 03, 2019 08:59:50 Eastern Daylight Time

Printed: Thursday, May 16, 2019 16:27:00 Eastern Daylight Time

Name: 5-190502B03, Date: 02-May-2019, Time: 13:31:47, ID: H5-19-CS3-005, Description: 1668A-CS3-018B1, Vial: Tray1:1



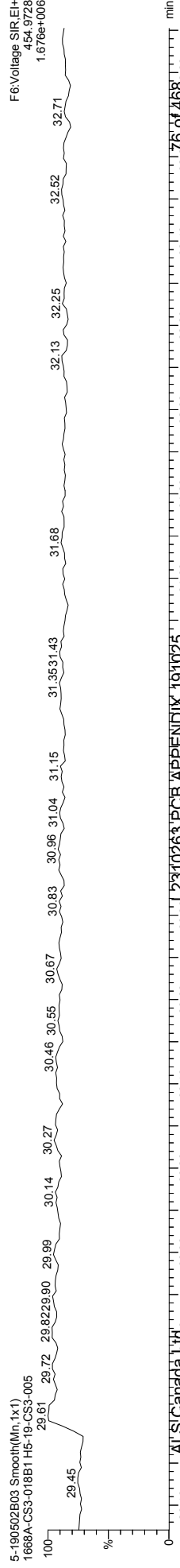




Quantify Sample Template Report MassLynx MassLynx V4.1 SCN 901

Dataset: I:\Organics Instrument\HIGHRES GCMS Completed Results Files\HR-5\ICALs\5-190502B-ICAL.qld

Last Altered: Friday, May 03, 2019 08:59:50 Eastern Daylight Time

Printed: Thursday, May 16, 2019 16:27:00 Eastern Daylight Time

Name: 5-190502B03, Date: 02-May-2019, Time: 13:31:47, ID: H5-19-CS3-005, Description: 1668A-CS3-018B1, Vial: Tray1:1







Quantify Sample Template Report MassLynx MassLynx V4.1 SCN 901

Dataset: I:\Organics Instrument\HIGHRES GCMS Completed Results Files\HR-5\ICALs\5-190502B-ICAL.qld

Last Altered: Friday, May 03, 2019 08:59:50 Eastern Daylight Time

Printed: Thursday, May 16, 2019 16:27:00 Eastern Daylight Time

Name: 5-190502B03, Date: 02-May-2019, Time: 13:31:47, ID: H5-19-CS3-005, Description: 1668A-CS3-018B1, Vial: Tray1:1



F7:Voltage SIR,EI+
497.6826
4.280e+006

F7:Voltage SIR,EI+
499.6797
3.584e+006

F7:Voltage SIR,EI+
509.7229
9.709e+006

F7:Voltage SIR,EI+
511.7199
8.168e+006

F7:Voltage SIR,EI+
516.9697
1.798e+006

Quantify Sample Template Report MassLynx MassLynx V4.1 SCN 901


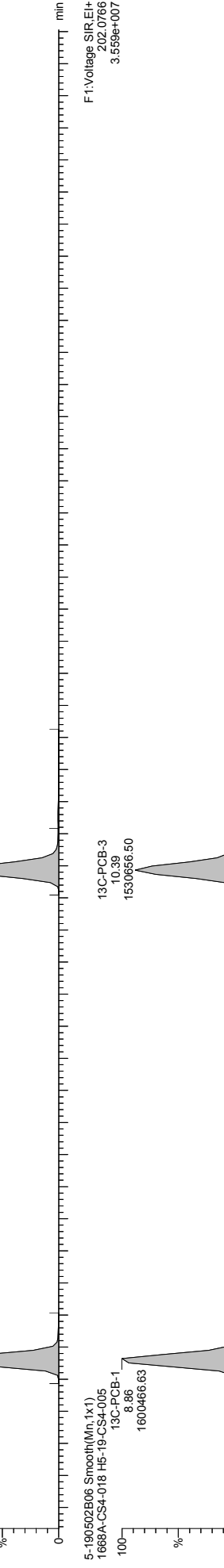
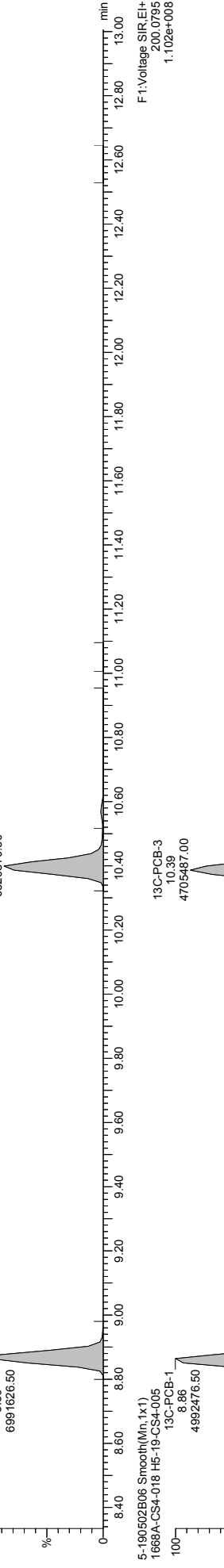
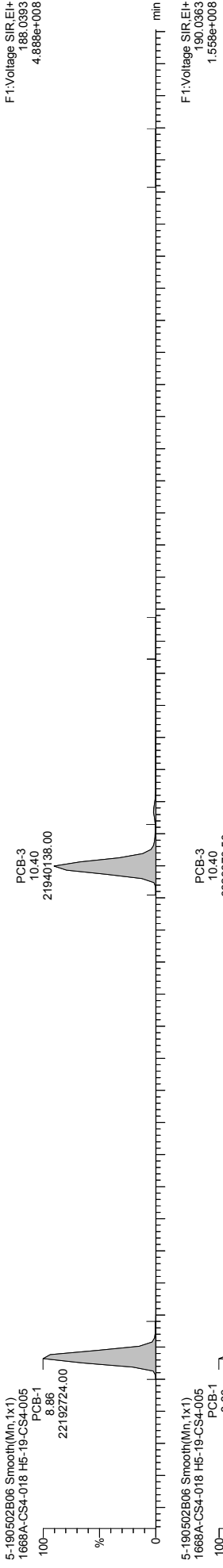
Dataset: I:\Organics Instrument\HIGHRES GCMS Completed Results Files\HR-5\ICALs\5-190502B-ICAL.qld

Last Altered: Friday, May 03, 2019 08:59:50 Eastern Daylight Time

Printed: Thursday, May 16, 2019 16:27:00 Eastern Daylight Time

Method: C:\MassLynx\PCB.PRO\MethDB\1668-OCTYL-1-ICAL.mdb 28 Dec 2018 11:55:27
Calibration: C:\MassLynx\PCB.PRO\CurveDB\5-190502B-ICAL.cdb 03 May 2019 08:59:50

Name: 5-190502B06, Date: 02-May-2019, Time: 15:38:16, ID: H5-19-CS4-005, Description: 1668A-CS4-018, Vial: Tray1:44




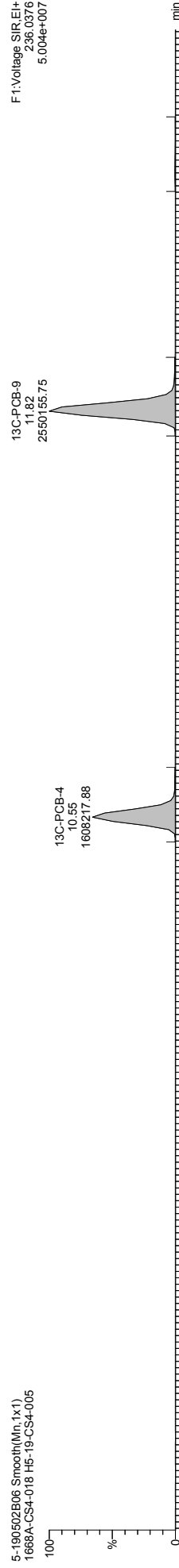
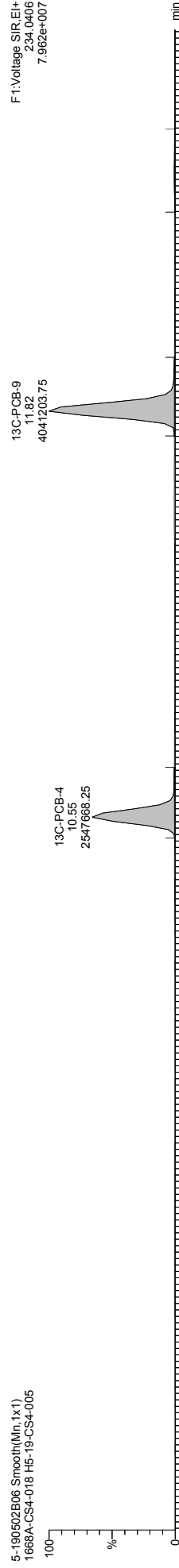
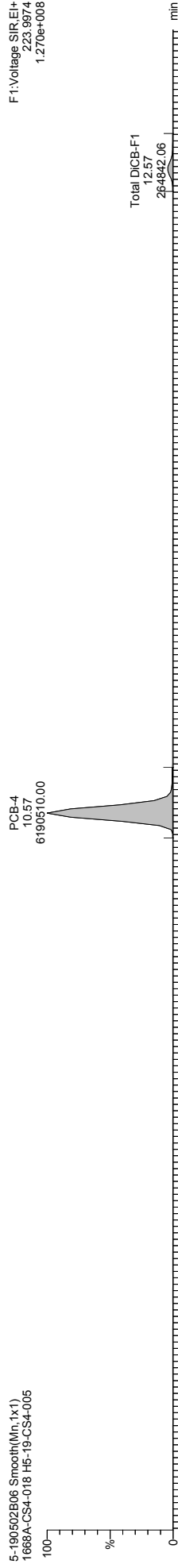
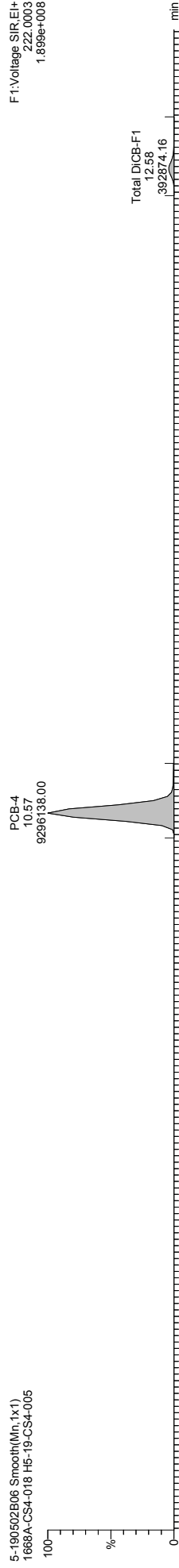
Quantify Sample Template Report MassLynx MassLynx V4.1 SCN 901

Dataset: I:\Organics Instrument\HIGHRES GCMS Completed Results Files\HR-5\ICALs\5-190502B-ICAL.qld

Last Altered: Friday, May 03, 2019 08:59:50 Eastern Daylight Time

Printed: Thursday, May 16, 2019 16:27:00 Eastern Daylight Time

Name: 5-190502B06, Date: 02-May-2019, Time: 15:38:16, ID: H5-19-CS4-005, Description: 1668A-CS4-018, Vial: Tray1:44



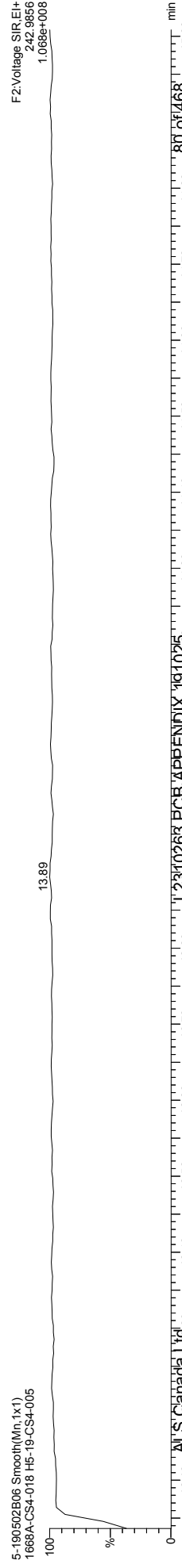



Quantify Sample Template Report MassLynx MassLynx V4.1 SCN 901

Dataset: I:\Organics Instrument\HIGHRES GCMS Completed Results Files\HR-5\ICALs\5-190502B-ICAL.qld

Last Altered: Friday, May 03, 2019 08:59:50 Eastern Daylight Time

Printed: Thursday, May 16, 2019 16:27:00 Eastern Daylight Time

Name: 5-190502B06, Date: 02-May-2019, Time: 15:38:16, ID: H5-19-CS4-005, Description: 1668A-CS4-018, Vial: Tray1:44







Quantify Sample Template Report MassLynx MassLynx V4.1 SCN 901

Dataset: I:\Organics Instrument\HIGHRES GCMS Completed Results Files\HR-5\ICALs\5-190502B-ICAL.qld

Last Altered: Friday, May 03, 2019 08:59:50 Eastern Daylight Time

Printed: Thursday, May 16, 2019 16:27:00 Eastern Daylight Time

Name: 5-190502B06, Date: 02-May-2019, Time: 15:38:16, ID: H5-19-CS4-005, Description: 1668A-CS4-018, Vial: Tray1:44



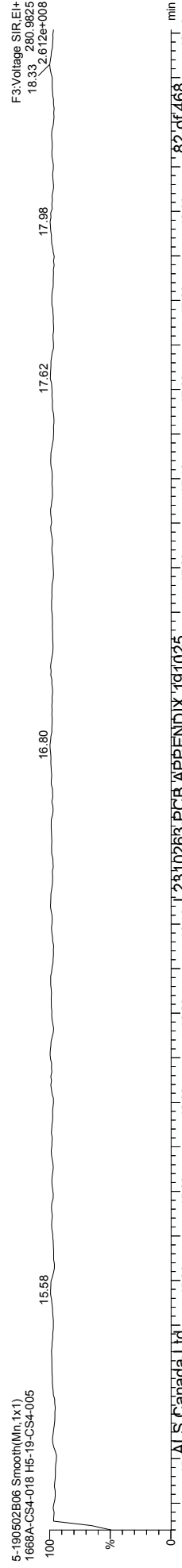




Quantify Sample Template Report MassLynx MassLynx V4.1 SCN 901

Dataset: I:\Organics Instrument\HIGHRES GCMS Completed Results Files\HR-5\ICALs\5-190502B-ICAL.qld

Last Altered: Friday, May 03, 2019 08:59:50 Eastern Daylight Time

Printed: Thursday, May 16, 2019 16:27:00 Eastern Daylight Time

Name: 5-190502B06, Date: 02-May-2019, Time: 15:38:16, ID: H5-19-CS4-005, Description: 1668A-CS4-018, Vial: Tray1:44



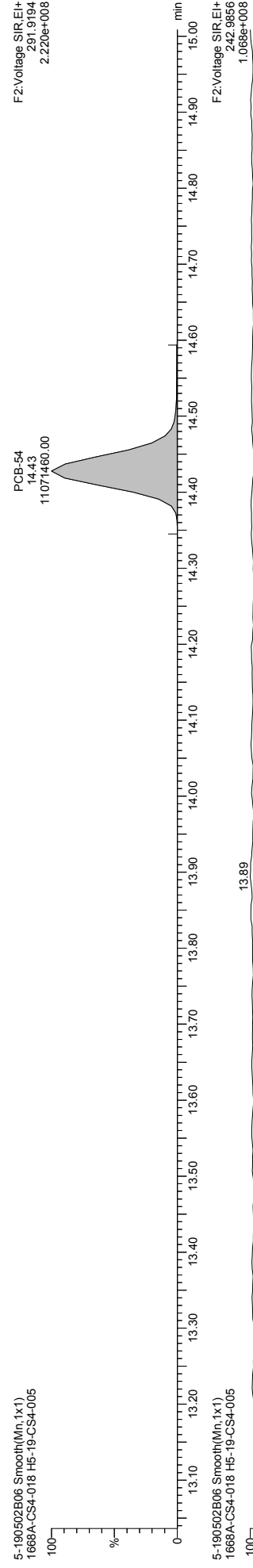



Quantify Sample Template Report MassLynx MassLynx V4.1 SCN 901

Dataset: I:\Organics Instrument\HIGHRES GCMS Completed Results Files\HR-5\ICALs\5-190502B-ICAL.qld

Last Altered: Friday, May 03, 2019 08:59:50 Eastern Daylight Time

Printed: Thursday, May 16, 2019 16:27:00 Eastern Daylight Time

Name: 5-190502B06, Date: 02-May-2019, Time: 15:38:16, ID: H5-19-CS4-005, Description: 1668A-CS4-018, Vial: Tray1:44



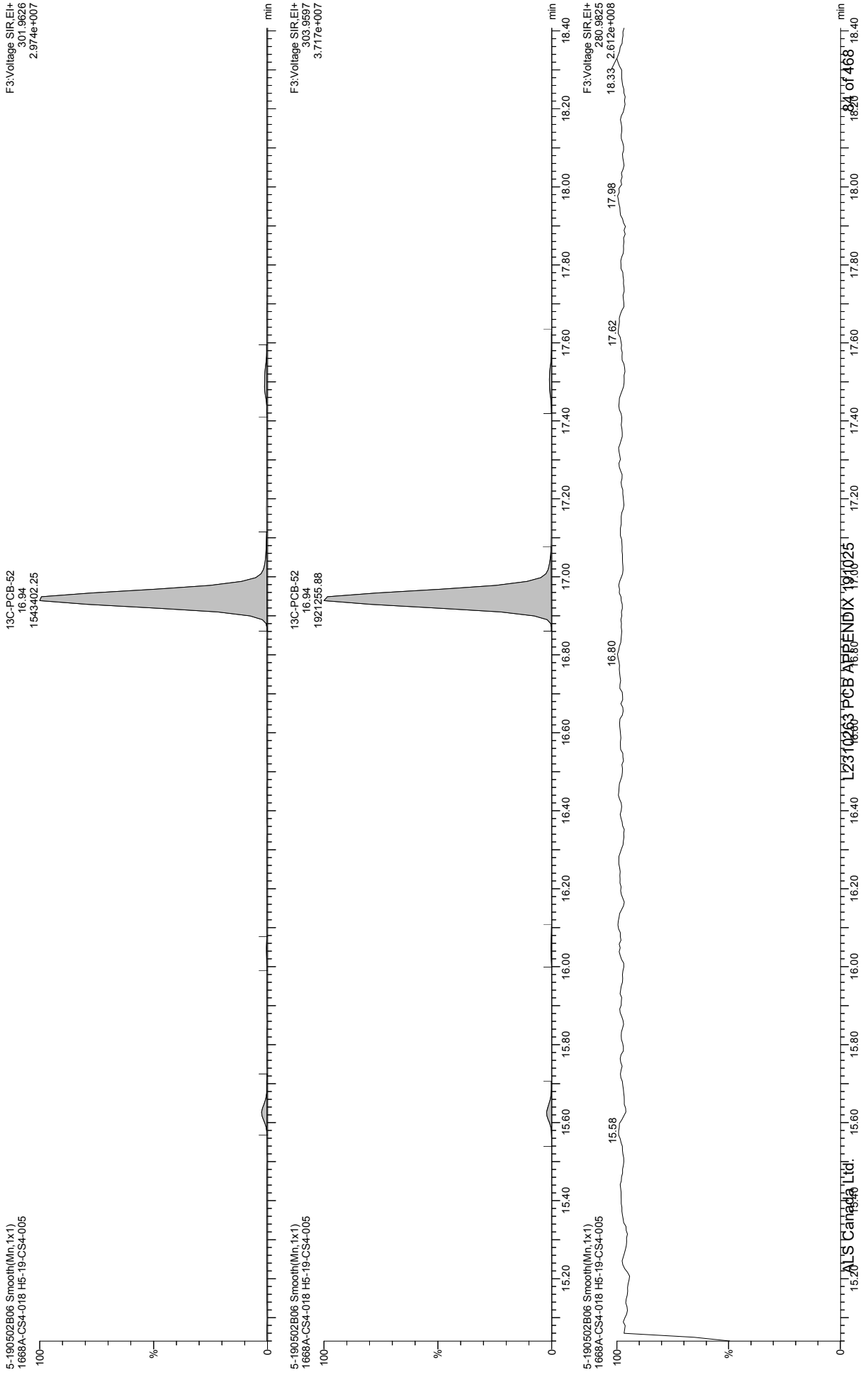
Quantify Sample Template Report MassLynx MassLynx V4.1 SCN 901

Dataset: I:\Organics Instrument\HIGHRES GCMS Completed Results Files\HR-5\ICALs\5-190502B-ICAL.qld

Last Altered: Friday, May 03, 2019 08:59:50 Eastern Daylight Time

Printed: Thursday, May 16, 2019 16:27:00 Eastern Daylight Time

Name: 5-190502B06, Date: 02-May-2019, Time: 15:38:16, ID: H5-19-CS4-005, Description: 1668A-CS4-018, Vial: Tray1:44



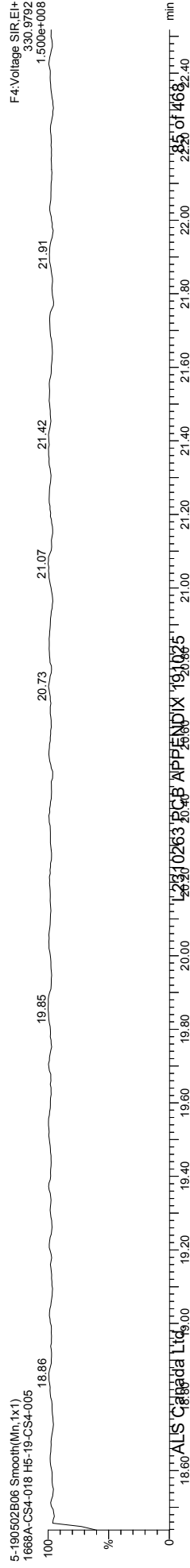


Quantify Sample Template Report MassLynx MassLynx V4.1 SCN 901

Dataset: I:\Organics Instrument\HIGHRES GCMS Completed Results Files\HR-5\ICALs\5-190502B-ICAL.qld

Last Altered: Friday, May 03, 2019 08:59:50 Eastern Daylight Time

Printed: Thursday, May 16, 2019 16:27:00 Eastern Daylight Time

Name: 5-190502B06, Date: 02-May-2019, Time: 15:38:16, ID: H5-19-CS4-005, Description: 1668A-CS4-018, Vial: Tray1:44



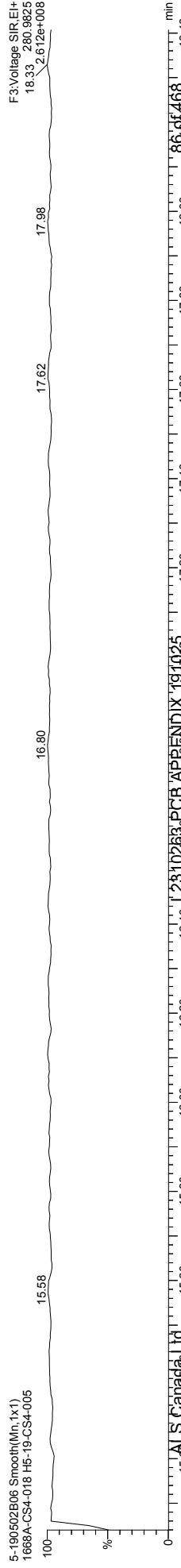




Quantify Sample Template Report MassLynx MassLynx V4.1 SCN 901

Dataset: I:\Organics Instrument\HIGHRES GCMS Completed Results Files\HR-5\ICALs\5-190502B-ICAL.qld

Last Altered: Friday, May 03, 2019 08:59:50 Eastern Daylight Time

Printed: Thursday, May 16, 2019 16:27:00 Eastern Daylight Time

Name: 5-190502B06, Date: 02-May-2019, Time: 15:38:16, ID: H5-19-CS4-005, Description: 1668A-CS4-018, Vial: Tray1:44



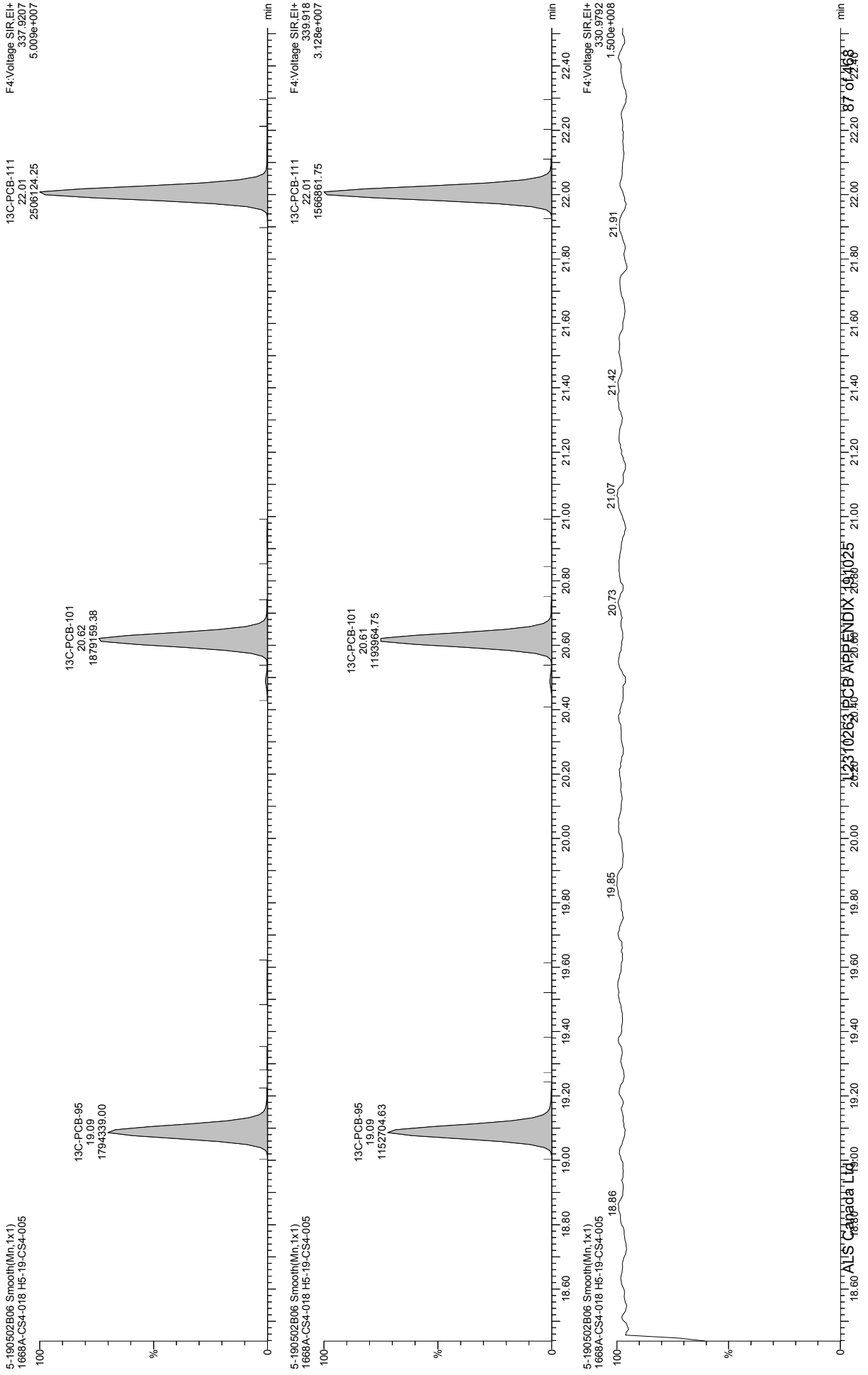
Quantify Sample Template Report MassLynx MassLynx V4.1 SCN 901

Dataset: I:\Organics Instrument\HIGHRES GCMS Completed Results Files\HR-5\ICALs\5-190502B-ICAL.qld

Last Altered: Friday, May 03, 2019 08:59:50 Eastern Daylight Time

Printed: Thursday, May 16, 2019 16:27:00 Eastern Daylight Time

Name: 5-190502B06, Date: 02-May-2019, Time: 15:38:16, ID: H5-19-CS4-005, Description: 1668A-CS4-018, Vial: Tray1:44



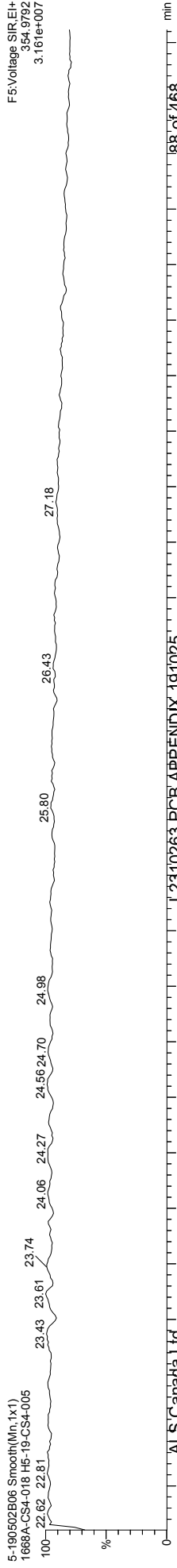
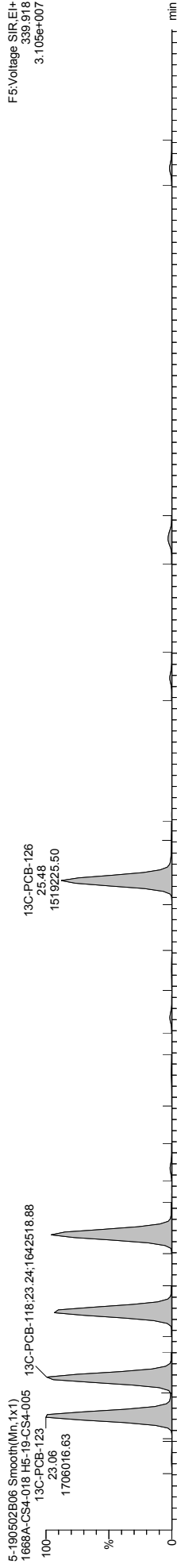
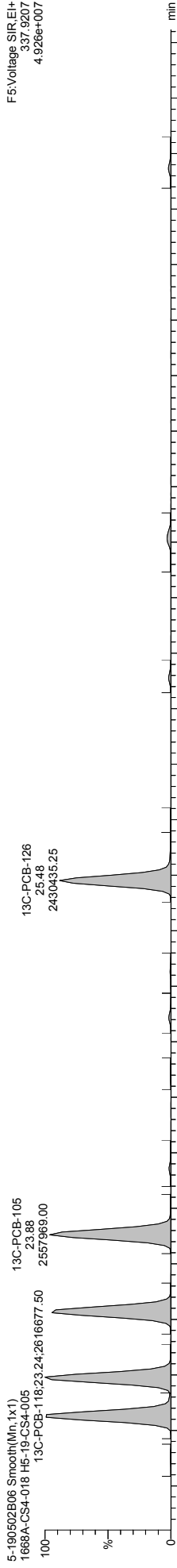
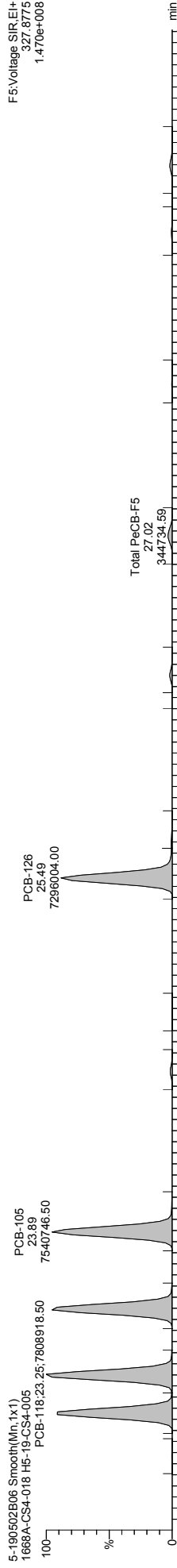
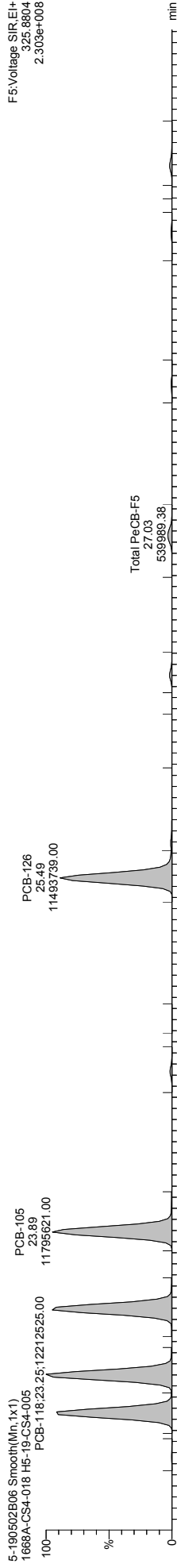
Quantify Sample Template Report MassLynx MassLynx V4.1 SCN 901

Dataset: I:\Organics Instrument\HIGHRES GCMS Completed Results Files\HR-5\ICALs\5-190502B-ICAL.qld

Last Altered: Friday, May 03, 2019 08:59:50 Eastern Daylight Time

Printed: Thursday, May 16, 2019 16:27:00 Eastern Daylight Time

Name: 5-190502B06, Date: 02-May-2019, Time: 15:38:16, ID: H5-19-CS4-005, Description: 1668A-CS4-018, Vial: Tray1:44

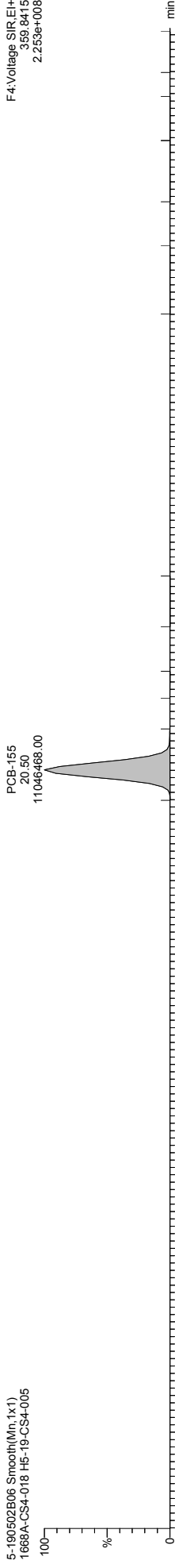


Quantify Sample Template Report MassLynx MassLynx V4.1 SCN 901

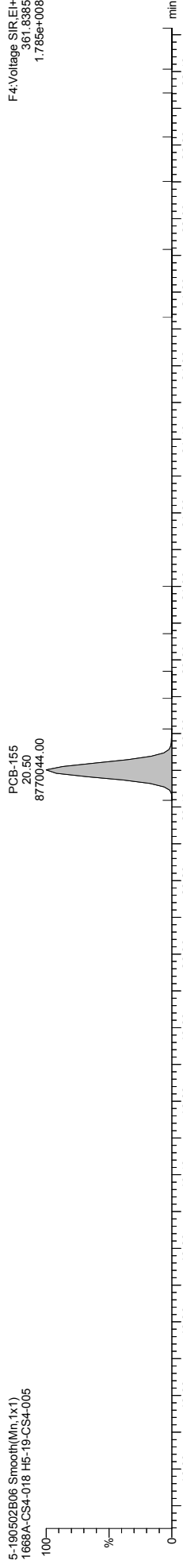
Dataset: I:\Organics Instrument\HIGHRES GCMS Completed Results Files\HR-5\ICALs\5-190502B-ICAL.qld

Last Altered: Friday, May 03, 2019 08:59:50 Eastern Daylight Time
Printed: Thursday, May 16, 2019 16:27:00 Eastern Daylight Time

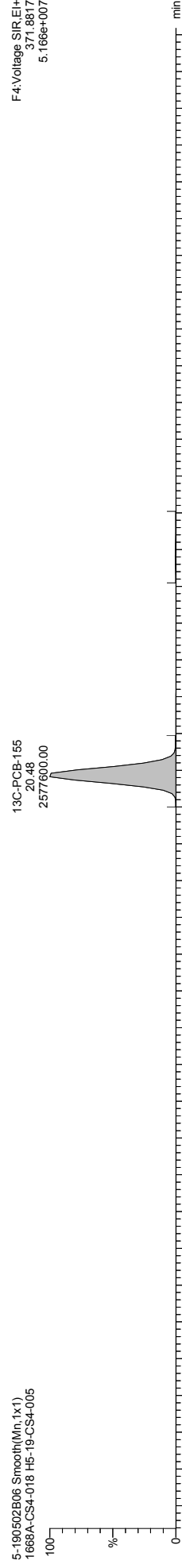
Name: 5-190502B06, Date: 02-May-2019, Time: 15:38:16, ID: H5-19-CS4-005, Description: 1668A-CS4-018, Vial: Tray1:44



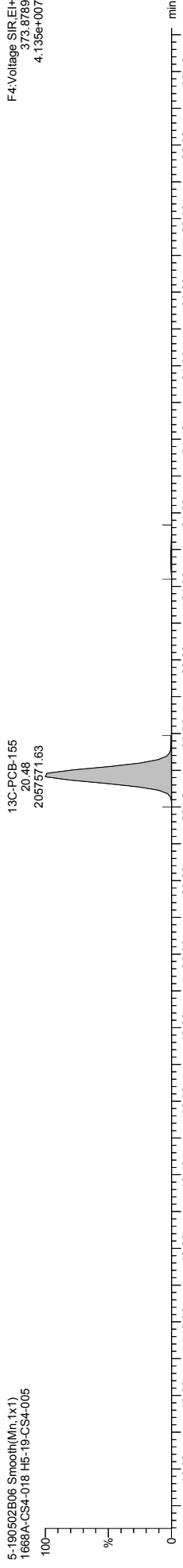
F4:Voltage SIR,EI+
359.8415
2.253e+008




F4:Voltage SIR,EI+
361.8385
1.785e+008



F4:Voltage SIR,EI+
371.8817
5.166e+007



F4:Voltage SIR,EI+
373.8789
4.135e+007



F4:Voltage SIR,EI+
330.9792
1.500e+008

Quantify Sample Template Report




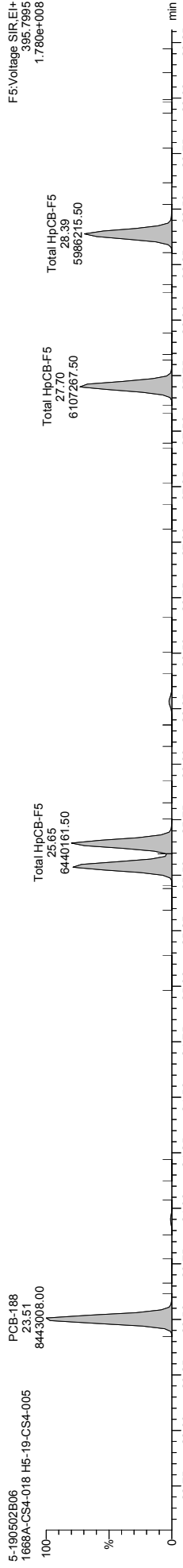
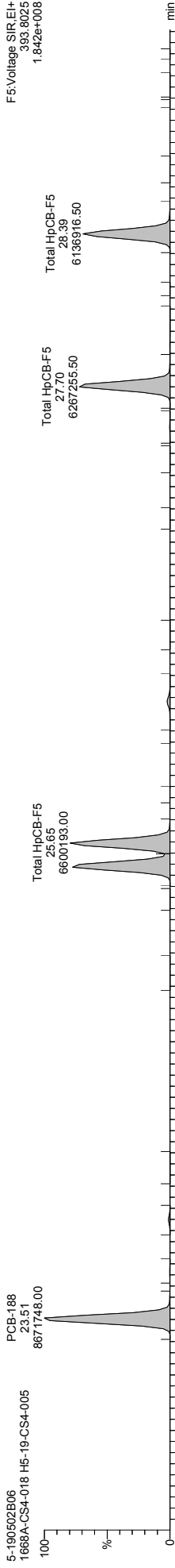
MassLynx MassLynx V4.1 SCN 901

Dataset: I:\Organics Instrument\HIGHRES GCMS Completed Results Files\HR-5\ICALs\5-190502B-ICAL.qld

Last Altered: Friday, May 03, 2019 08:59:50 Eastern Daylight Time

Printed: Thursday, May 16, 2019 16:27:00 Eastern Daylight Time

Name: 5-190502B06, Date: 02-May-2019, Time: 15:38:16, ID: H5-19-CS4-005, Description: 1668A-CS4-018, Vial: Tray1:44




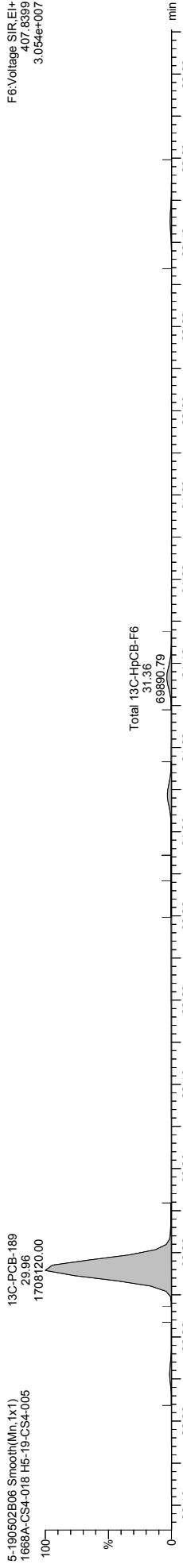

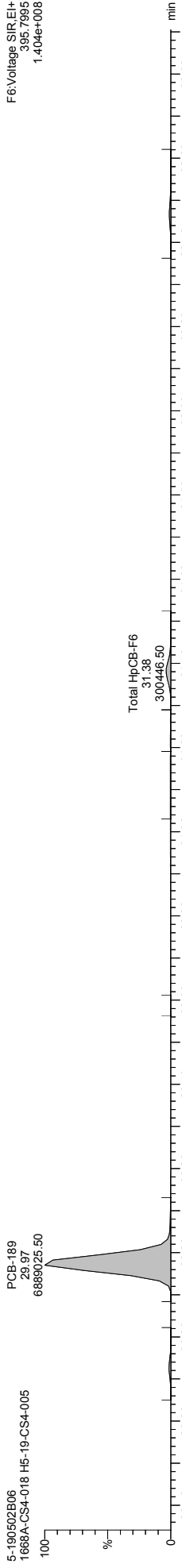

Quantify Sample Template Report MassLynx MassLynx V4.1 SCN 901

Dataset: I:\Organics Instrument\HIGHRES GCMS Completed Results Files\HR-5\ICALs\5-190502B-ICAL.qld

Last Altered: Friday, May 03, 2019 08:59:50 Eastern Daylight Time

Printed: Thursday, May 16, 2019 16:27:00 Eastern Daylight Time

Name: 5-190502B06, Date: 02-May-2019, Time: 15:38:16, ID: H5-19-CS4-005, Description: 1668A-CS4-018, Vial: Tray1:44


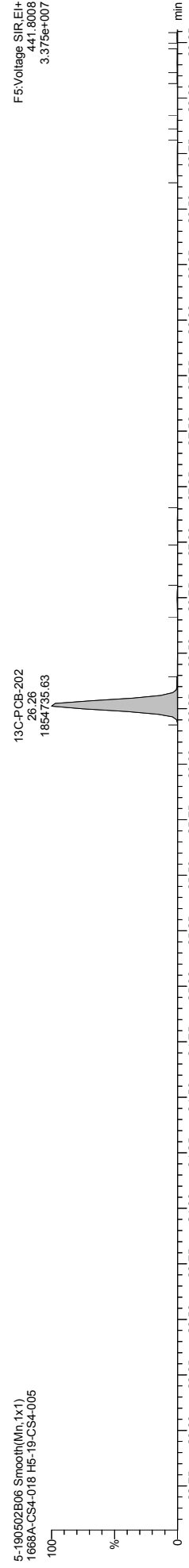
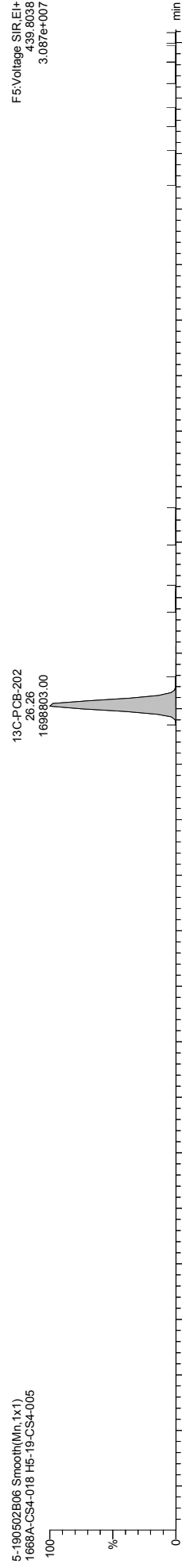
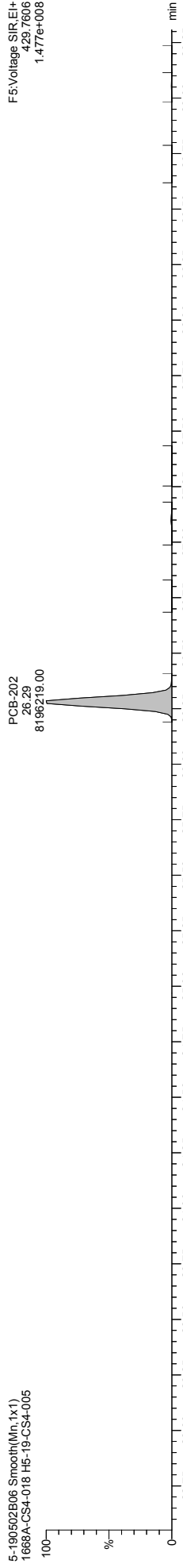
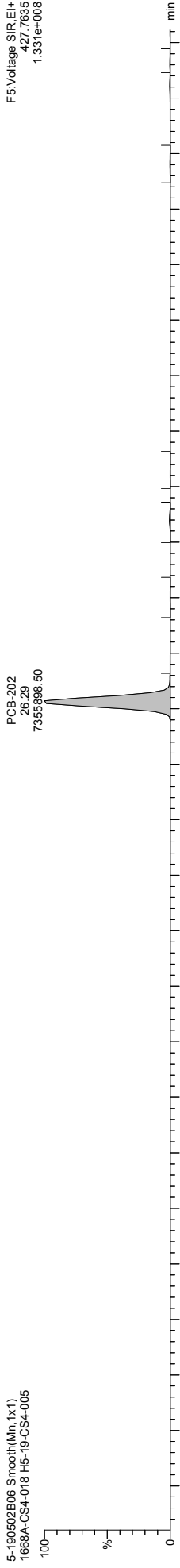


Quantify Sample Template Report MassLynx MassLynx V4.1 SCN 901

Dataset: I:\Organics Instrument\HIGHRES GCMS Completed Results Files\HR-5\ICALs\5-190502B-ICAL.qld

Last Altered: Friday, May 03, 2019 08:59:50 Eastern Daylight Time
Printed: Thursday, May 16, 2019 16:27:00 Eastern Daylight Time

Name: 5-190502B06, Date: 02-May-2019, Time: 15:38:16, ID: H5-19-CS4-005, Description: 1668A-CS4-018, Vial: Tray1:44




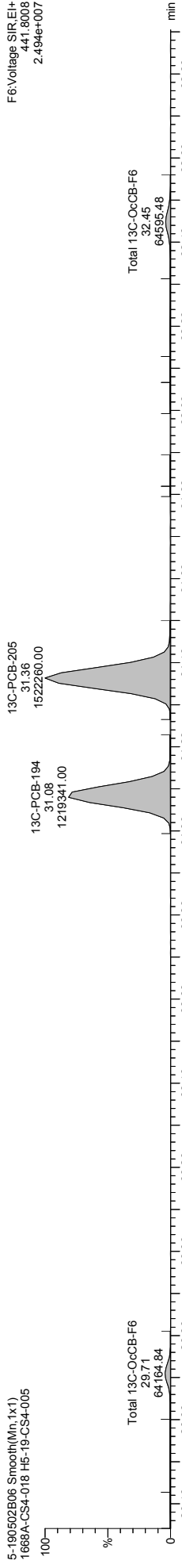
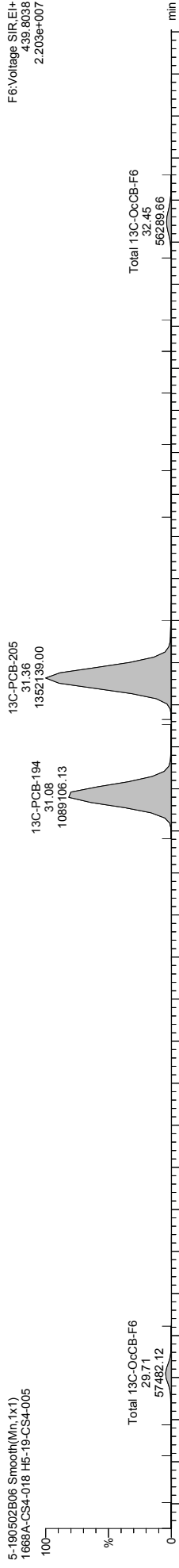
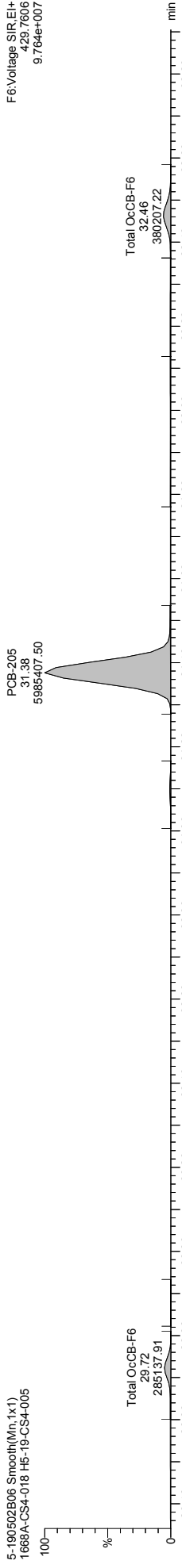
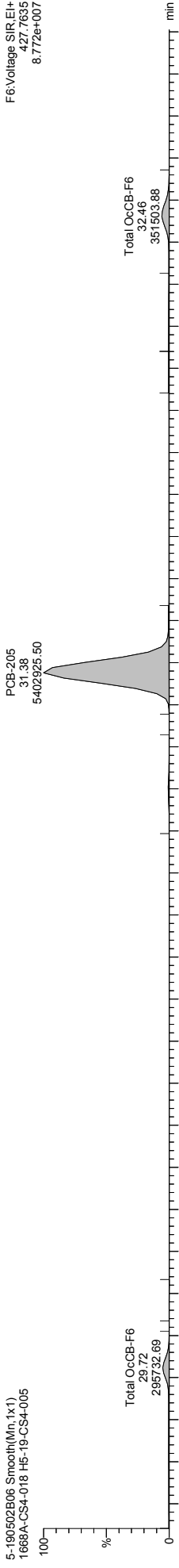
Quantify Sample Template Report **MassLynx MassLynx V4.1 SCN 901**

Dataset: I:\Organics Instrument\HIGHRES GCMS Completed Results Files\HR-5\CALS\5-190502B-ICAL.qld

Last Altered: Friday, May 03, 2019 08:59:50 Eastern Daylight Time

Printed: Thursday, May 16, 2019 16:27:00 Eastern Daylight Time

Name: 5-190502B06, Date: 02-May-2019, Time: 15:38:16, ID: H5-19-CS4-005, Description: 1668A-CS4-018, Vial: Tray1:44



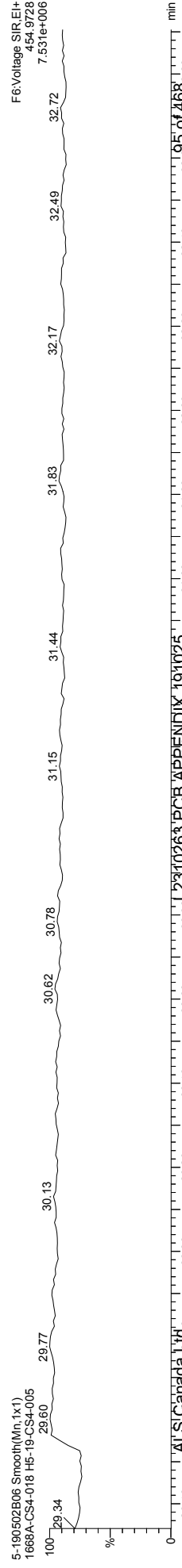




Quantify Sample Template Report MassLynx MassLynx V4.1 SCN 901

Dataset: I:\Organics Instrument\HIGHRES GCMS Completed Results Files\HR-5\ICALs\5-190502B-ICAL.qld

Last Altered: Friday, May 03, 2019 08:59:50 Eastern Daylight Time

Printed: Thursday, May 16, 2019 16:27:00 Eastern Daylight Time

Name: 5-190502B06, Date: 02-May-2019, Time: 15:38:16, ID: H5-19-CS4-005, Description: 1668A-CS4-018, Vial: Tray1:44








Quantify Sample Template Report MassLynx MassLynx V4.1 SCN 901

Dataset: I:\Organics Instrument\HIGHRES GCMS Completed Results Files\HR-5\ICALs\5-190502B-ICAL.qld

Last Altered: Friday, May 03, 2019 08:59:50 Eastern Daylight Time

Printed: Thursday, May 16, 2019 16:27:00 Eastern Daylight Time

Name: 5-190502B06, Date: 02-May-2019, Time: 15:38:16, ID: H5-19-CS4-005, Description: 1668A-CS4-018, Vial: Tray1:44


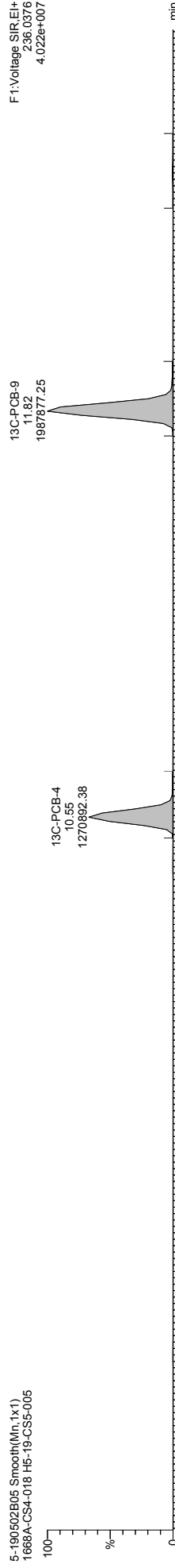
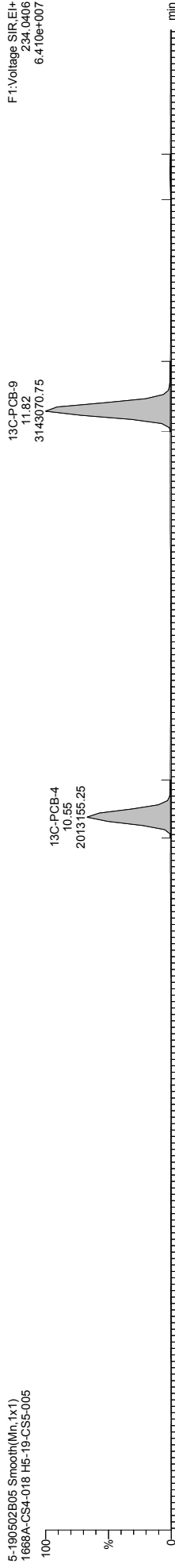
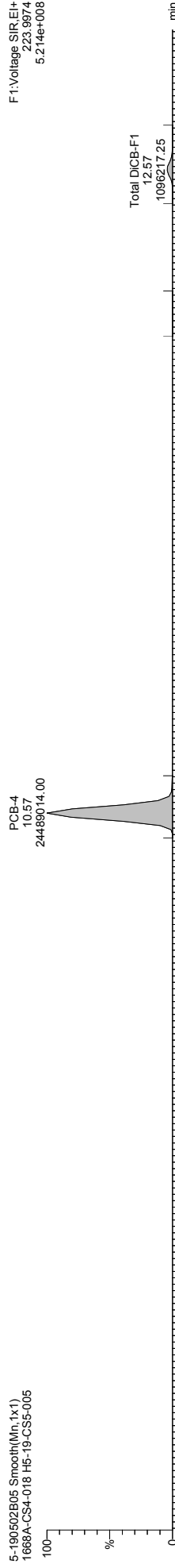
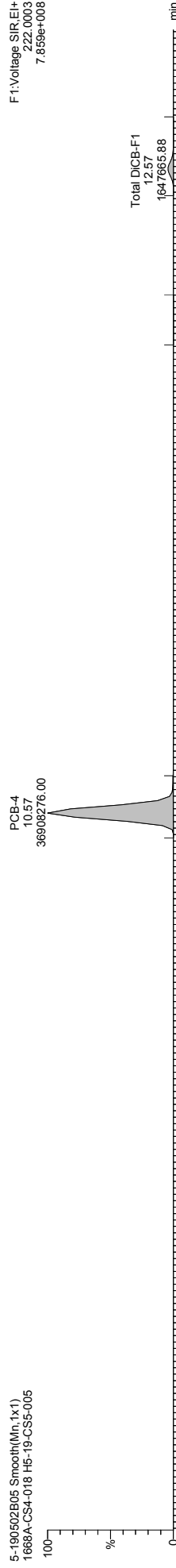


Quantify Sample Template Report MassLynx MassLynx V4.1 SCN 901

Dataset: I:\Organics Instrument\HIGHRES GCMS Completed Results Files\HR-5\ICALs\5-190502B-ICAL.qld

Last Altered: Friday, May 03, 2019 08:59:50 Eastern Daylight Time
Printed: Thursday, May 16, 2019 16:27:00 Eastern Daylight Time

Name: 5-190502B05, Date: 02-May-2019, Time: 14:56:11, ID: H5-19-CS5-005, Description: 1668A-CS4-018, Vial: Tray1:43








Quantify Sample Template Report MassLynx MassLynx V4.1 SCN 901

Dataset: I:\Organics Instrument\HIGHRES GCMS Completed Results Files\HR-5\ICALs\5-190502B-ICAL.qld

Last Altered: Friday, May 03, 2019 08:59:50 Eastern Daylight Time

Printed: Thursday, May 16, 2019 16:27:00 Eastern Daylight Time

Name: 5-190502B05, Date: 02-May-2019, Time: 14:56:11, ID: H5-19-CS5-005, Description: 1668A-CS4-018, Vial: Tray1:43



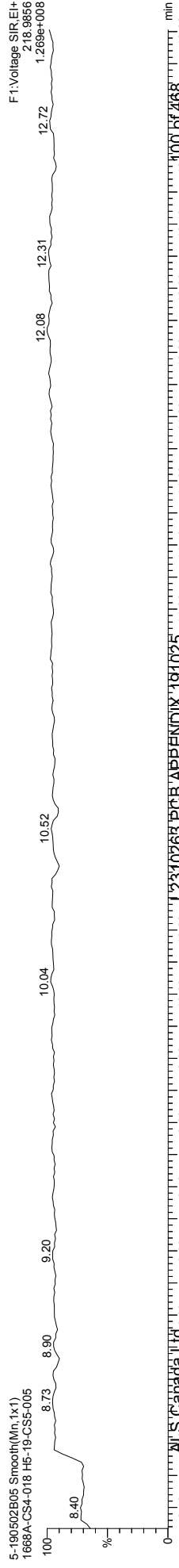




Quantify Sample Template Report MassLynx MassLynx V4.1 SCN 901

Dataset: I:\Organics Instrument\HIGHRES GCMS Completed Results Files\HR-5\ICALs\5-190502B-ICAL.qld

Last Altered: Friday, May 03, 2019 08:59:50 Eastern Daylight Time

Printed: Thursday, May 16, 2019 16:27:00 Eastern Daylight Time

Name: 5-190502B05, Date: 02-May-2019, Time: 14:56:11, ID: H5-19-CS5-005, Description: 1668A-CS4-018, Vial: Tray1:43








Quantify Sample Template Report MassLynx MassLynx V4.1 SCN 901

Dataset: I:\Organics Instrument\HIGHRES GCMS Completed Results Files\HR-5\ICALs\5-190502B-ICAL.qld

Last Altered: Friday, May 03, 2019 08:59:50 Eastern Daylight Time

Printed: Thursday, May 16, 2019 16:27:00 Eastern Daylight Time

Name: 5-190502B05, Date: 02-May-2019, Time: 14:56:11, ID: H5-19-CS5-005, Description: 1668A-CS4-018, Vial: Tray1:43








Quantify Sample Template Report MassLynx MassLynx V4.1 SCN 901

Dataset: I:\Organics Instrument\HIGHRES GCMS Completed Results Files\HR-5\ICALs\5-190502B-ICAL.qld

Last Altered: Friday, May 03, 2019 08:59:50 Eastern Daylight Time

Printed: Thursday, May 16, 2019 16:27:00 Eastern Daylight Time

Name: 5-190502B05, Date: 02-May-2019, Time: 14:56:11, ID: H5-19-CS5-005, Description: 1668A-CS4-018, Vial: Tray1:43



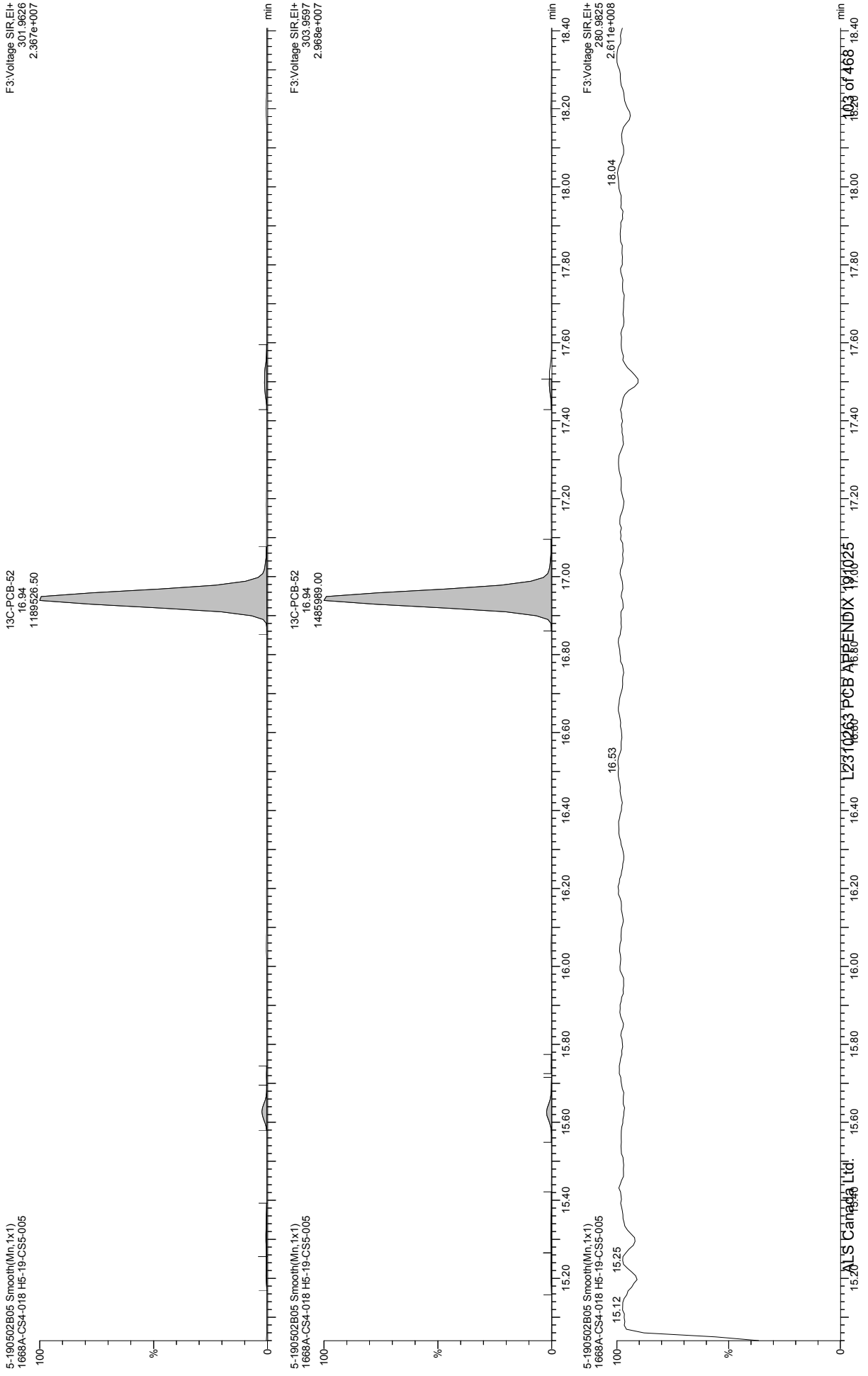
Quantify Sample Template Report MassLynx MassLynx V4.1 SCN 901

Dataset: I:\Organics Instrument\HIGHRES GCMS Completed Results Files\HR-5\ICALs\5-190502B-ICAL.qld

Last Altered: Friday, May 03, 2019 08:59:50 Eastern Daylight Time

Printed: Thursday, May 16, 2019 16:27:00 Eastern Daylight Time

Name: 5-190502B05, Date: 02-May-2019, Time: 14:56:11, ID: H5-19-CS5-005, Description: 1668A-CS4-018, Vial: Tray1:43

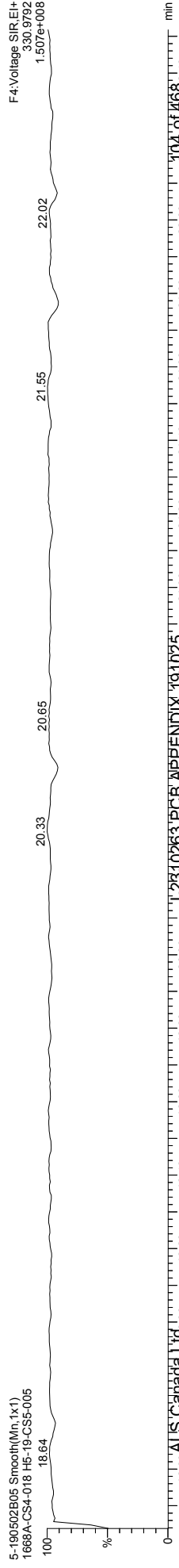






Quantify Sample Template Report MassLynx MassLynx V4.1 SCN 901

Dataset: I:\Organics Instrument\HIGHRES GCMS Completed Results Files\HR-5\ICALs\5-190502B-ICAL.qld

Last Altered: Friday, May 03, 2019 08:59:50 Eastern Daylight Time
Printed: Thursday, May 16, 2019 16:27:00 Eastern Daylight Time

Name: 5-190502B05, Date: 02-May-2019, Time: 14:56:11, ID: H5-19-CS5-005, Description: 1668A-CS4-018, Vial: Tray1:43








Quantify Sample Template Report MassLynx MassLynx V4.1 SCN 901

Dataset: I:\Organics Instrument\HIGHRES GCMS Completed Results Files\HR-5\ICALs\5-190502B-ICAL.qld

Last Altered: Friday, May 03, 2019 08:59:50 Eastern Daylight Time

Printed: Thursday, May 16, 2019 16:27:00 Eastern Daylight Time

Name: 5-190502B05, Date: 02-May-2019, Time: 14:56:11, ID: H5-19-CS5-005, Description: 1668A-CS4-018, Vial: Tray1:43



F3:Voltage SIR,EI+
325.8804
9.461e+008

F3:Voltage SIR,EI+
327.8775
6.027e+008

F3:Voltage SIR,EI+
337.9207
3.969e+007

F3:Voltage SIR,EI+
339.918
2.524e+007

F3:Voltage SIR,EI+
280.9825
2.611e+008

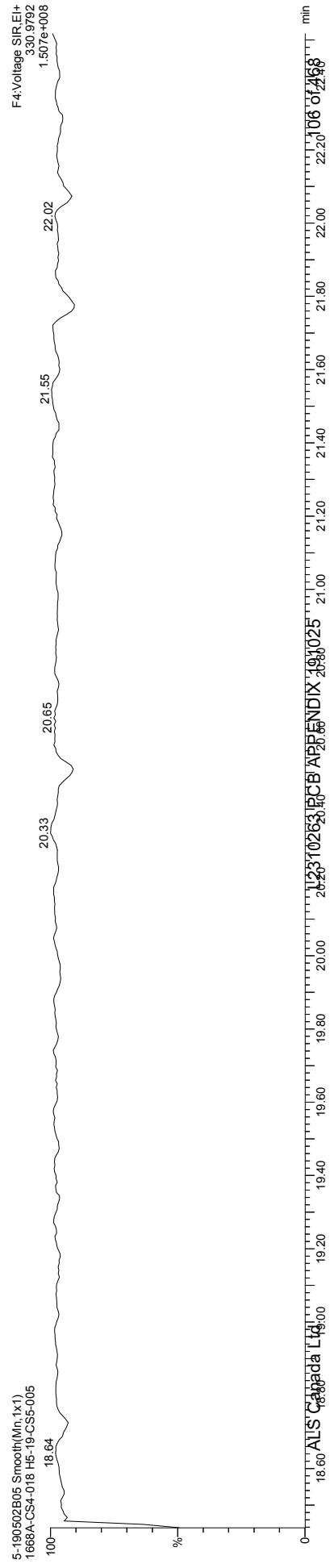
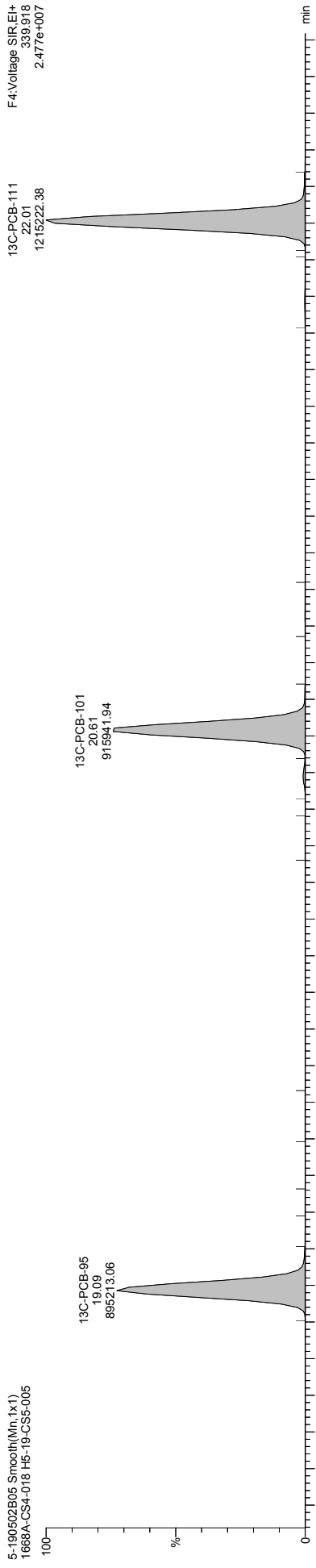
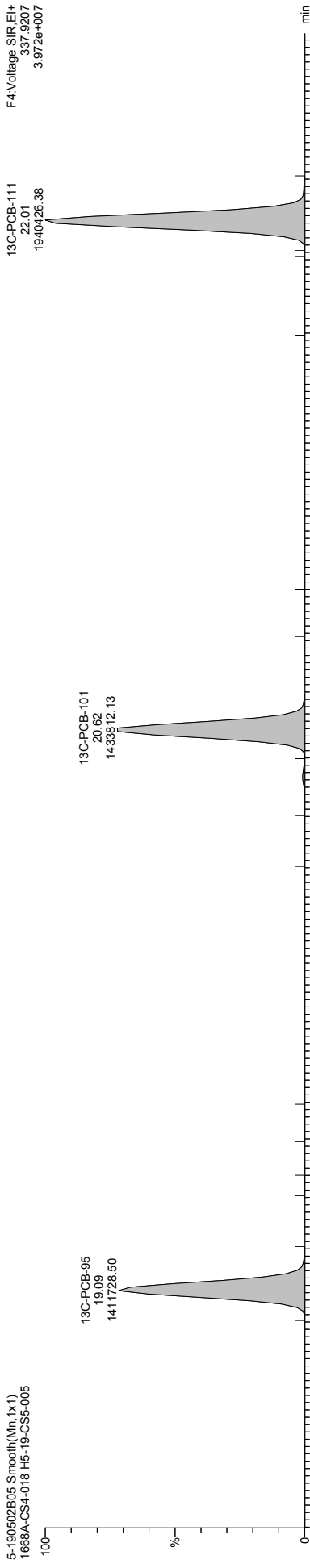
Quantify Sample Template Report MassLynx MassLynx V4.1 SCN 901

Dataset: I:\Organics Instrument\HIGHRES GCMS Completed Results Files\HR-5\ICALs\5-190502B-ICAL.qld

Last Altered: Friday, May 03, 2019 08:59:50 Eastern Daylight Time

Printed: Thursday, May 16, 2019 16:27:00 Eastern Daylight Time

Name: 5-190502B05, Date: 02-May-2019, Time: 14:56:11, ID: H5-19-CS5-005, Description: 1668A-CS4-018, Vial: Tray1:43



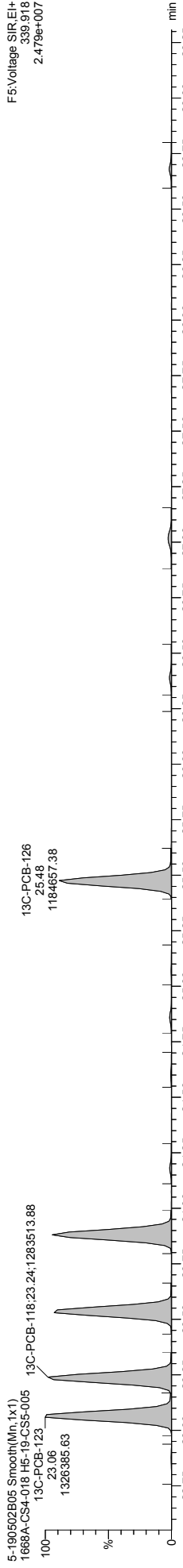
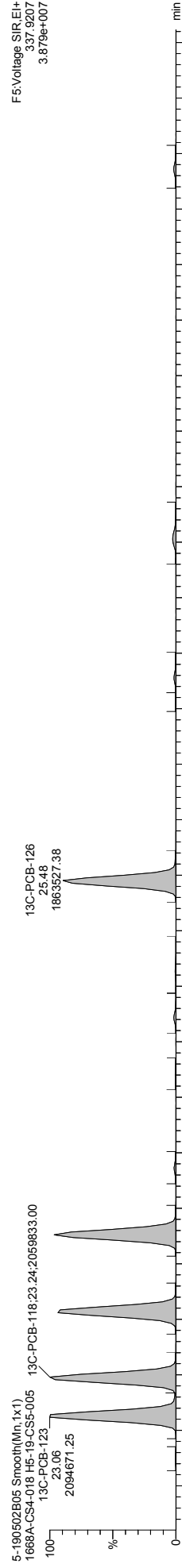
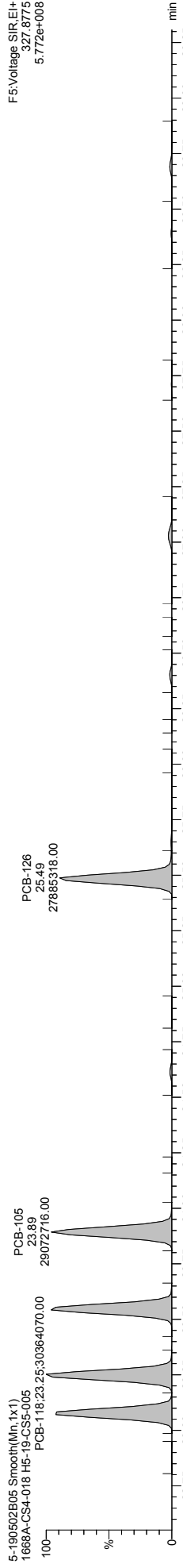
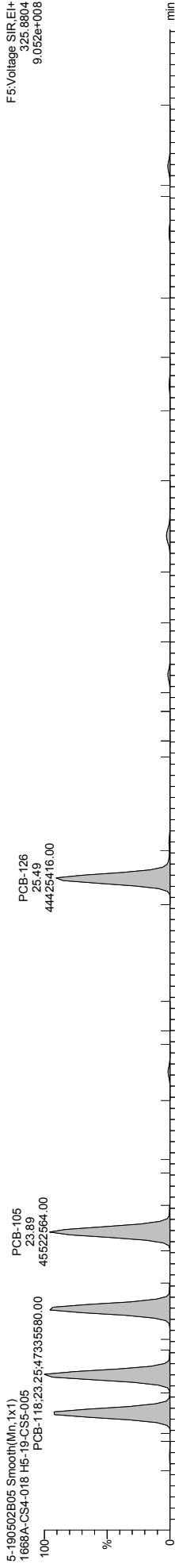
Quantify Sample Template Report MassLynx MassLynx V4.1 SCN 901

Dataset: I:\Organics Instrument\HIGHRES GCMS Completed Results Files\HR-5\ICALs\5-190502B-ICAL.qld

Last Altered: Friday, May 03, 2019 08:59:50 Eastern Daylight Time

Printed: Thursday, May 16, 2019 16:27:00 Eastern Daylight Time

Name: 5-190502B05, Date: 02-May-2019, Time: 14:56:11, ID: H5-19-CS5-005, Description: 1668A-CS4-018, Vial: Tray1:43

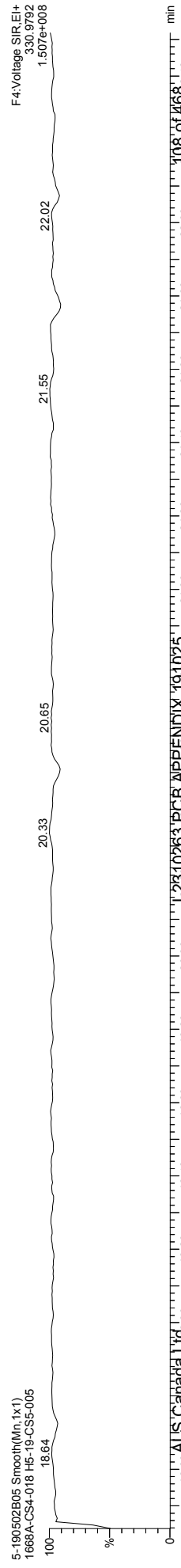
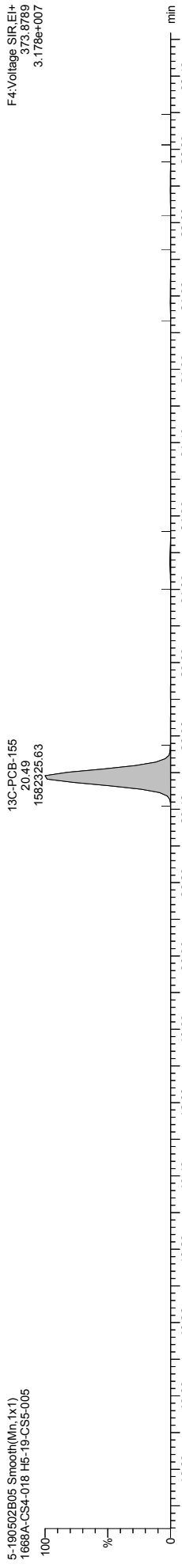
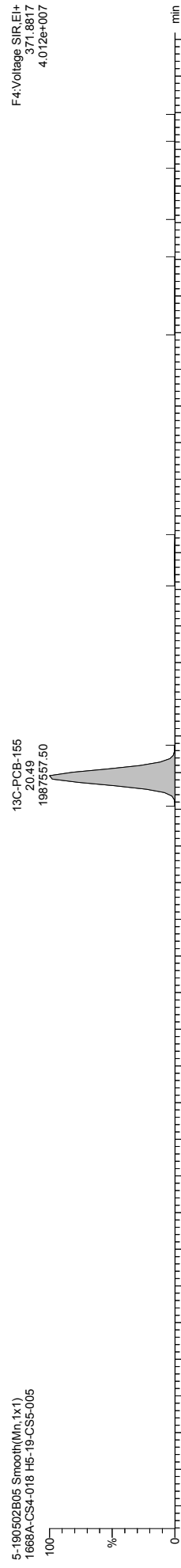
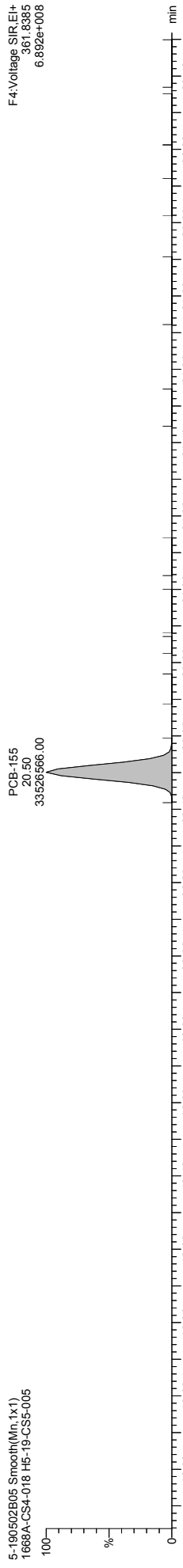
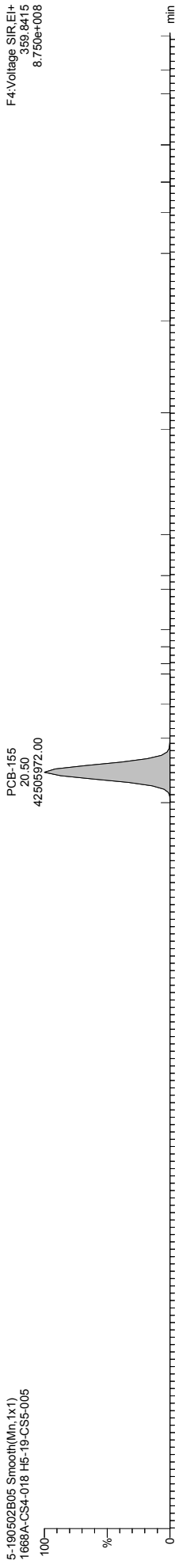


Quantify Sample Template Report MassLynx MassLynx V4.1 SCN 901

Dataset: I:\Organics Instrument\HIGHRES GCMS Completed Results Files\HR-5\ICALs\5-190502B-ICAL.qld

Last Altered: Friday, May 03, 2019 08:59:50 Eastern Daylight Time
Printed: Thursday, May 16, 2019 16:27:00 Eastern Daylight Time

Name: 5-190502B05, Date: 02-May-2019, Time: 14:56:11, ID: H5-19-CS5-005, Description: 1668A-CS4-018, Vial: Tray1:43



F4:Voltage SIR,EI+
359.8415
8.750e+008

F4:Voltage SIR,EI+
361.8385
6.892e+008

F4:Voltage SIR,EI+
371.8817
4.012e+007

F4:Voltage SIR,EI+
373.8789
3.178e+007

F4:Voltage SIR,EI+
330.9792
1.507e+008

F4:Voltage SIR,EI+
373.8789
3.178e+007

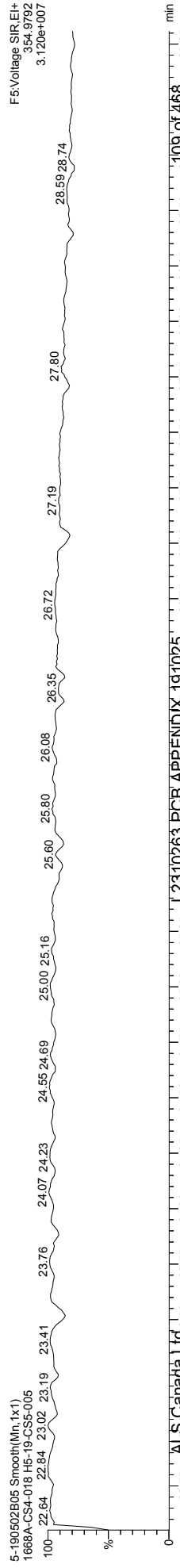



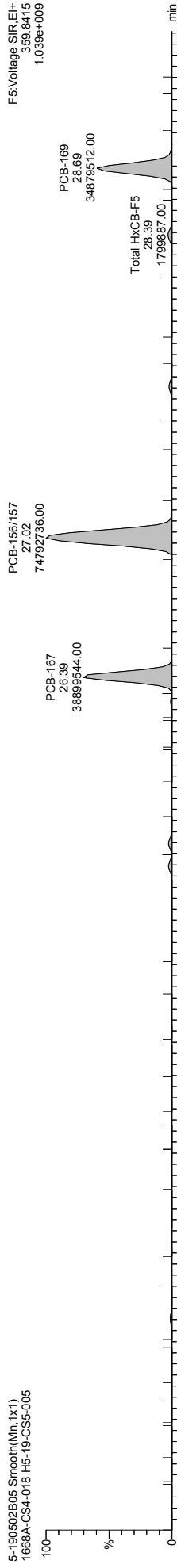
Quantify Sample Template Report MassLynx MassLynx V4.1 SCN 901

Dataset: I:\Organics Instrument\HIGHRES GCMS Completed Results Files\HR-5\ICALs\5-190502B-ICAL.qld

Last Altered: Friday, May 03, 2019 08:59:50 Eastern Daylight Time

Printed: Thursday, May 16, 2019 16:27:00 Eastern Daylight Time

Name: 5-190502B05, Date: 02-May-2019, Time: 14:56:11, ID: H5-19-CS5-005, Description: 1668A-CS4-018, Vial: Tray1:43



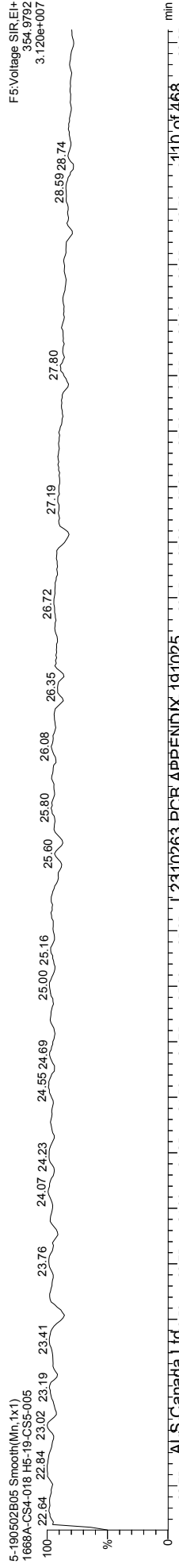


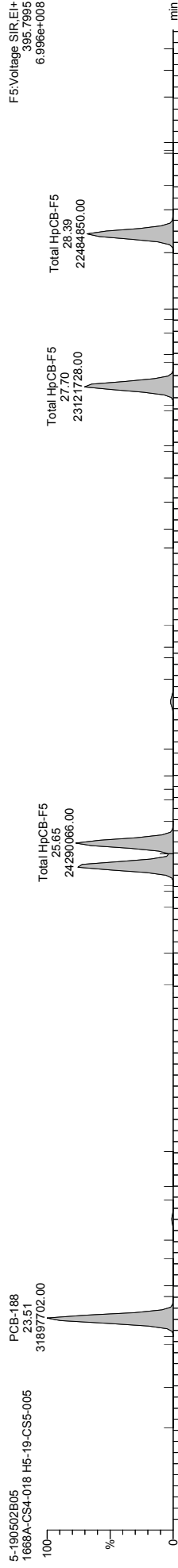
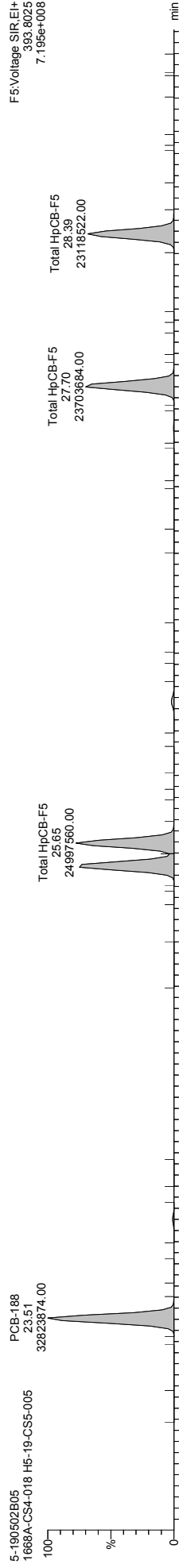
Quantify Sample Template Report MassLynx MassLynx V4.1 SCN 901

Dataset: I:\Organics Instrument\HIGHRES GCMS Completed Results Files\HR-5\ICALs\5-190502B-ICAL.qld

Last Altered: Friday, May 03, 2019 08:59:50 Eastern Daylight Time

Printed: Thursday, May 16, 2019 16:27:00 Eastern Daylight Time

Name: 5-190502B05, Date: 02-May-2019, Time: 14:56:11, ID: H5-19-CS5-005, Description: 1668A-CS4-018, Vial: Tray1:43






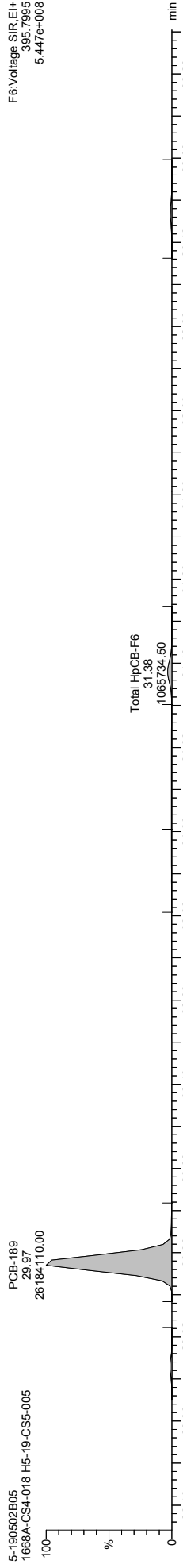

Quantify Sample Template Report MassLynx MassLynx V4.1 SCN 901

Dataset: I:\Organics Instrument\HIGHRES GCMS Completed Results Files\HR-5\ICALs\5-190502B-ICAL.qld

Last Altered: Friday, May 03, 2019 08:59:50 Eastern Daylight Time

Printed: Thursday, May 16, 2019 16:27:00 Eastern Daylight Time

Name: 5-190502B05, Date: 02-May-2019, Time: 14:56:11, ID: H5-19-CS5-005, Description: 1668A-CS4-018, Vial: Tray1:43

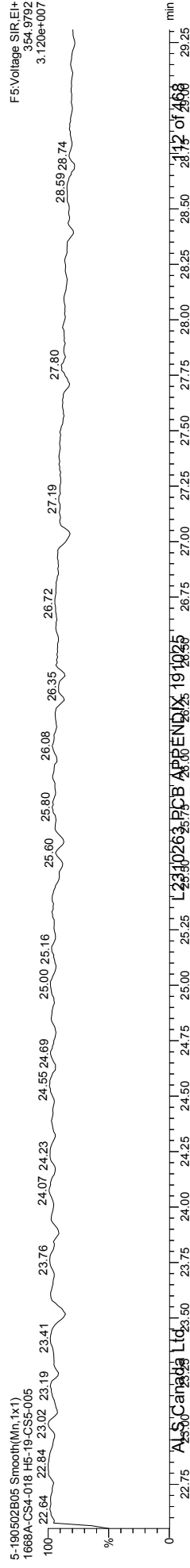
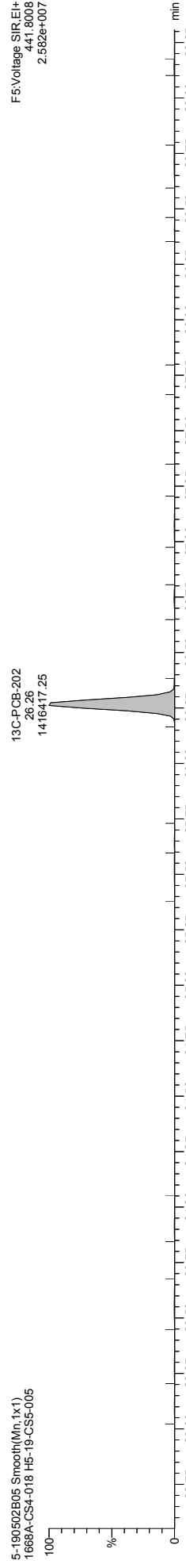
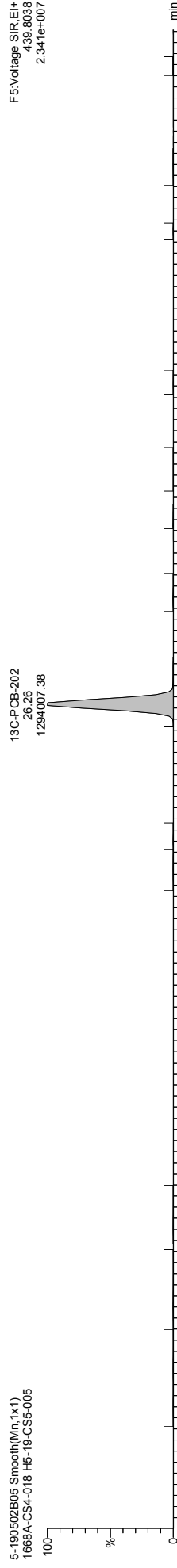
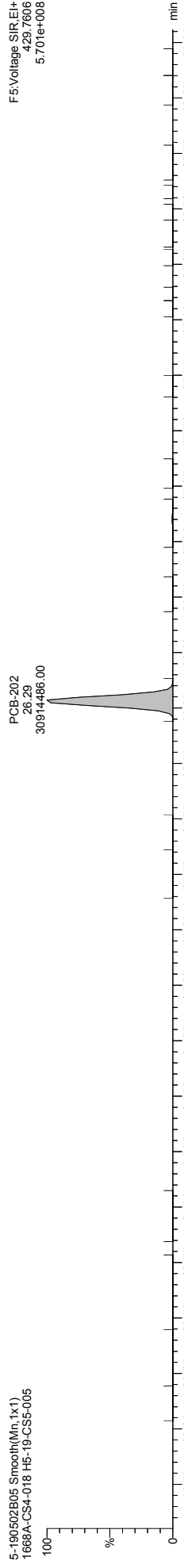
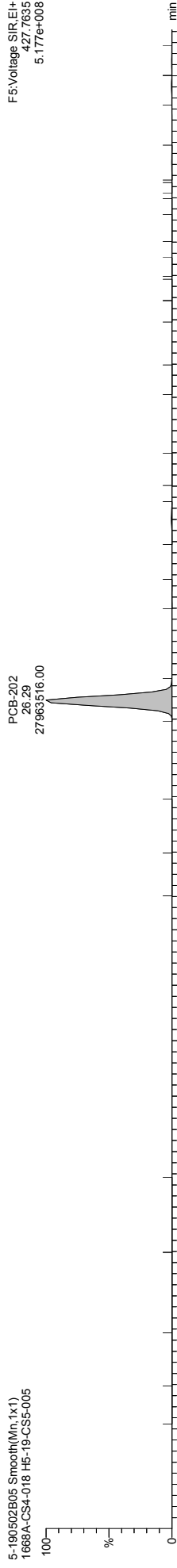


Quantify Sample Template Report MassLynx MassLynx V4.1 SCN 901

Dataset: I:\Organics Instrument\HIGHRES GCMS Completed Results Files\HR-5\ICALs\5-190502B-ICAL.qld

Last Altered: Friday, May 03, 2019 08:59:50 Eastern Daylight Time
Printed: Thursday, May 16, 2019 16:27:00 Eastern Daylight Time

Name: 5-190502B05, Date: 02-May-2019, Time: 14:56:11, ID: H5-19-CS5-005, Description: 1668A-CS4-018, Vial: Tray1:43




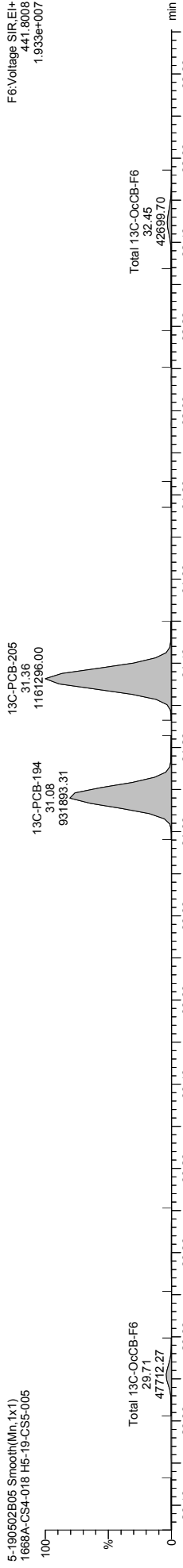
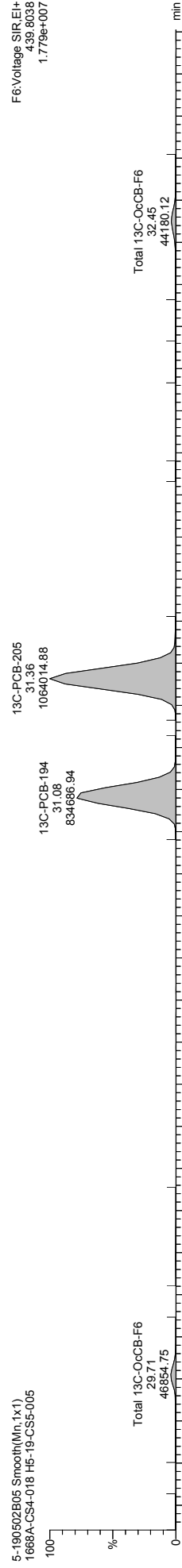
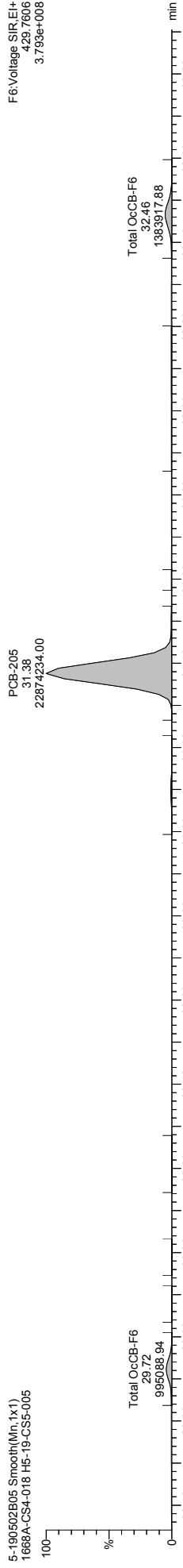
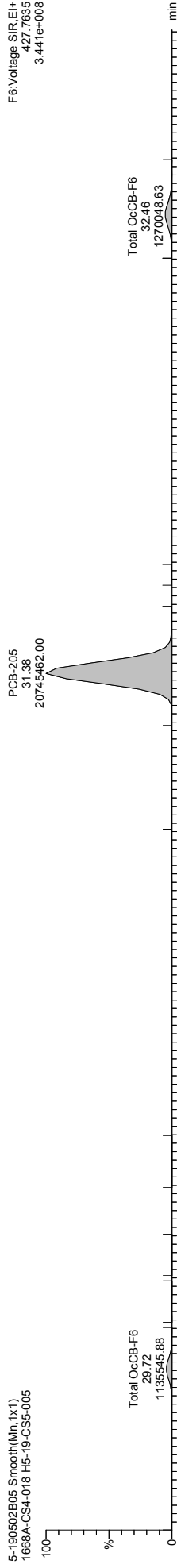
Quantify Sample Template Report MassLynx MassLynx V4.1 SCN 901

Dataset: I:\Organics Instrument\HIGHRES GCMS Completed Results Files\HR-5\ICALs\5-190502B-ICAL.qld

Last Altered: Friday, May 03, 2019 08:59:50 Eastern Daylight Time

Printed: Thursday, May 16, 2019 16:27:00 Eastern Daylight Time

Name: 5-190502B05, Date: 02-May-2019, Time: 14:56:11, ID: H5-19-CS5-005, Description: 1668A-CS4-018, Vial: Tray1:43








Quantify Sample Template Report MassLynx MassLynx V4.1 SCN 901

Dataset: I:\Organics Instrument\HIGHRES GCMS Completed Results Files\HR-5\ICALs\5-190502B-ICAL.qld

Last Altered: Friday, May 03, 2019 08:59:50 Eastern Daylight Time

Printed: Thursday, May 16, 2019 16:27:00 Eastern Daylight Time

Name: 5-190502B05, Date: 02-May-2019, Time: 14:56:11, ID: H5-19-CS5-005, Description: 1668A-CS4-018, Vial: Tray1:43








Quantify Sample Template Report MassLynx MassLynx V4.1 SCN 901

Dataset: I:\Organics Instrument\HIGHRES GCMS Completed Results Files\HR-5\ICALs\5-190502B-ICAL.qld

Last Altered: Friday, May 03, 2019 08:59:50 Eastern Daylight Time

Printed: Thursday, May 16, 2019 16:27:00 Eastern Daylight Time

Name: 5-190502B05, Date: 02-May-2019, Time: 14:56:11, ID: H5-19-CS5-005, Description: 1668A-CS4-018, Vial: Tray1:43



Quantify Sample Summary Report **MassLynx MassLynx V4.1 SCN 901**

Dataset: I:\Organics Instrument\HIGHRES GCMS Completed Results Files\HR-5\190515-190502B-QC.qld

Last Altered: Friday, May 03, 2019 09:02:38 Eastern Daylight Time

Printed: Thursday, May 16, 2019 16:30:16 Eastern Daylight Time

Method: C:\MassLynx\PCB.PRO\MethDB\1668-OCTYL-1-ICAL.mdb 28 Dec 2018 11:55:27
 Calibration: C:\MassLynx\PCB.PRO\CurveDB\5-190502B-ICAL.cdb 03 May 2019 08:59:50

Name: 5-190502B07, Date: 02-May-2019, Time: 16:20:21, ID: H5-19-RS1-005, Description: 1668A-RS1-018, Vial: Tray1:45

1	2	3	4	5	6	7	8	9	10	11	12	13	14	15	16	17	18	19	20	21	22	23	24	25	26	27	28	29	30	31	32	33	34
TargetAnalyte	#Hom	Total Area	Ion1 Area	Ion2 Area	Ra	Ra Fail=Y...	RT	RRT	RT LCL	RT UCL	Conc.	%Rec	Mod.Comment	Noise 1	Noise 2																		
PCB-1		3574589	2712029	862560	3.14	NO	8.88	1.00	8.84	8.91	49.76087	99.5		2877	2365																		
PCB-3		3450365	2618083	832281	3.15	NO	10.41	1.00	10.38	10.45	50.14346	100.3		2877	2365																		
PCB-4		2010826	1203824	807002	1.49	NO	10.58	1.00	10.55	10.61	52.74624	105.5		3498	32260																		
PCB-15		3325466	2032140	1293326	1.57	NO	14.26	1.00	14.23	14.30	51.74088	103.5		4866	20103																		
PCB-19		1949751	1008429	941322	1.07	NO	12.58	1.00	12.55	12.61	51.07231	102.1		7040	5773																		
PCB-37		2564585	1309438	1255147	1.04	NO	18.21	1.00	18.18	18.24	45.06916	90.1		8193	8957																		
PCB-54		2533873	1106381	1427492	0.78	NO	14.44	1.00	14.40	14.47	51.51322	103.0		2139	2558																		
PCB-81		2708192	1182385	1525807	0.77	NO	21.79	1.00	21.75	21.82	47.52778	95.1		4744	4357																		
PCB-77		2647023	1151157	1495866	0.77	NO	22.09	1.00	22.06	22.13	49.43585	98.9		4744	4357																		
PCB-104		2344440	1436764	907676	1.58	NO	17.51	1.00	17.47	17.54	47.45730	94.9		1341	2107																		
PCB-123		2340298	1438927	901372	1.60	NO	23.10	1.00	23.06	23.13	51.81339	103.6		4414	2731																		
PCB-118		2497296	1525296	972000	1.57	NO	23.26	1.00	23.23	23.30	51.18898	102.4		4414	2731																		
PCB-114		2440234	1484537	955697	1.55	NO	23.55	1.00	23.52	23.59	52.06315	104.1		4414	2731																		
PCB-105		2352642	1436612	916031	1.57	NO	23.90	1.00	23.87	23.94	49.57131	99.1		4414	2731																		
PCB-126		2268203	1388525	879678	1.58	NO	25.50	1.00	25.47	25.53	51.84766	103.7		4414	2731																		
PCB-155		2423974	1346868	1077106	1.25	NO	20.51	1.00	20.48	20.54	48.53251	97.1		1698	1256																		
PCB-167		2241360	1229254	1012106	1.21	NO	26.41	1.00	26.37	26.44	48.51458	97.0		2509	2050																		
PCB-156/157		4343705	2403170	1940535	1.24	NO	27.03	1.00	27.00	27.07	98.21073	98.2		2509	2050																		
PCB-169		1937736	1074312	863423	1.24	NO	28.70	1.00	28.67	28.74	49.84981	99.7		2509	2050																		
PCB-188		2120366	1068641	1051725	1.02	NO	23.51	1.00	23.47	23.54	49.63052	99.3		5519	3660																		
PCB-189		1750688	889402	861286	1.03	NO	29.98	1.00	29.95	30.02	52.98944	106.0		8535	9192																		
PCB-202		1922575	916660	1005915	0.91	NO	26.29	1.00	26.25	26.32	49.78673	99.6		1207	1330																		
PCB-205		1349419	641296	708123	0.91	NO	31.39	1.00	31.35	31.42	48.75176	97.5		2629	3371																		
PCB-208		1330332	588339	741993	0.79	NO	29.72	1.00	29.69	29.76	47.82831	95.7		2288	3321																		
PCB-206		961822	428295	533528	0.80	NO	32.46	1.00	32.43	32.49	51.49880	103.0		2288	3321																		
PCB-209		1186801	645859	540943	1.19	NO	33.60	1.00	33.56	33.63	53.54290	107.1		441	605																		
13C-PCB-31		6271880	3229261	3042619	1.06	NO	15.79	0.87	15.76	15.83	101.38562	101.4		65495	38483																		
13C-PCB-95		3018737	1844442	1174294	1.57	NO	19.10	1.09	19.07	19.14	104.95619	105.0		4547	3052																		
13C-PCB-153		3934852	2221873	1712980	1.30	NO	24.18	1.18	24.15	24.22	101.06060	101.1		5840	3824																		
13C-PCB-28		6479110	3343611	3135499	1.07	NO	15.96	0.94	15.93	15.99	100.96047	101.0		65495	38483																		
13C-PCB-111		4067598	2499533	1568065	1.59	NO	22.02	1.07	21.98	22.05	101.14116	101.1		4547	3052																		
13C-PCB-178		3178706	1624489	1554217	1.05	NO	25.07	1.01	25.03	25.10	103.27733	103.3		3670	3272																		
13C-PCB-1		6621676	5019873	1601804	3.13	NO	8.88	0.75	8.84	8.91	100.65362	100.7		4336	27079																		
13C-PCB-3		6078393	4606821	1471573	3.13	NO	10.48	0.78	10.37	10.43	99.12001	99.1		116 of 468	27079																		

Quantify Sample Summary Report **MassLynx MassLynx V4.1 SCN 901**

Dataset: I:\Organics Instrument\HIGHRES GCMS Completed Results Files\HR-5\190515-190502B-QC.qld

Last Altered: Friday, May 03, 2019 09:02:38 Eastern Daylight Time

Printed: Thursday, May 16, 2019 16:30:16 Eastern Daylight Time

Name: 5-190502B07, Date: 02-May-2019, Time: 16:20:21, ID: H5-19-RS1-005, Description: 1668A-RS1-018, Vial: Tray1:45

Target Analyte	#Hom	Total Area	Ion1 Area	Ion2 Area	Ra	Ra Fail=Y...	RT	RRT	RT LCL	RT UCL	Conc.	%Rec	Mod.Comment	Noise 1	Noise 2
13C-PCB-4		4182465	2561804	1620661	1.58	NO	10.57	0.89	10.53	10.60	100.25755	100.3		26123	5957
13C-PCB-15		6185829	3774991	2410838	1.57	NO	14.25	1.20	14.22	14.29	100.05178	100.1		59183	8325
13C-PCB-19		3313627	1693142	1620485	1.04	NO	12.57	1.06	12.53	12.60	102.69500	102.7		113766	60509
13C-PCB-37		5398781	2771104	2627676	1.05	NO	18.20	1.07	18.17	18.24	97.23199	97.2		65495	38483
13C-PCB-54		4699598	2084794	2614804	0.80	NO	14.43	0.85	14.39	14.46	100.21313	100.2		14338	8771
13C-PCB-81		4770271	2097533	2672739	0.78	NO	21.78	1.06	21.74	21.81	97.15907	97.2		12913	7813
13C-PCB-77		4768546	2078646	2689900	0.77	NO	22.08	1.07	22.05	22.12	95.97672	96.0		12913	7813
13C-PCB-104		4294636	2627440	1667196	1.58	NO	17.50	1.03	17.46	17.53	99.90634	99.9		2197	2530
13C-PCB-123		4244475	2601218	1643257	1.58	NO	23.08	1.12	23.05	23.12	96.12623	96.1		7051	5499
13C-PCB-118		4240249	2606934	1633315	1.60	NO	23.25	1.13	23.22	23.29	98.07692	98.1		7051	5499
13C-PCB-114		4029780	2475586	1554194	1.59	NO	23.54	0.95	23.51	23.58	97.44749	97.4		7051	5499
13C-PCB-105		4060533	2503550	1556983	1.61	NO	23.89	0.96	23.86	23.93	96.77203	96.8		7051	5499
13C-PCB-126		3743980	2307246	1436733	1.61	NO	25.49	1.02	25.45	25.52	94.01149	94.0		7051	5499
13C-PCB-155		4700536	2620271	2080265	1.26	NO	20.50	0.99	20.47	20.53	100.48037	100.5		1763	2379
13C-PCB-167		3801539	2151644	1649895	1.30	NO	26.39	1.06	26.36	26.43	99.53587	99.5		5840	3824
13C-PCB-156/157		7233447	4088760	3144687	1.30	NO	27.02	1.09	26.99	27.06	196.71015	98.4		5840	3824
13C-PCB-169		3347492	1890030	1457462	1.30	NO	28.69	1.15	28.66	28.72	96.48847	96.5		5840	3824
13C-PCB-188		4271060	2189068	2081993	1.05	NO	23.49	0.94	23.46	23.53	102.04763	102.0		3670	3272
13C-PCB-189		3438501	1770086	1668415	1.06	NO	29.97	0.96	29.94	30.00	97.94761	97.9		8307	6651
13C-PCB-202		3561096	1698057	1863039	0.91	NO	26.27	1.06	26.24	26.31	100.88539	100.9		1185	2411
13C-PCB-205		2873370	1352408	1520962	0.89	NO	31.36	1.01	31.33	31.40	101.53520	101.5		4318	7409
13C-PCB-208		2521965	1105547	1416418	0.78	NO	29.71	0.96	29.68	29.74	101.67609	101.7		4245	4436
13C-PCB-206		1658795	726976	931819	0.78	NO	32.45	1.04	32.42	32.48	103.45721	103.5		4245	4436
13C-PCB-209		2456441	1339225	1117216	1.20	NO	33.58	1.08	33.55	33.62	102.54229	102.5		577	490
13C-PCB-9		6583678	4017118	2566560	1.57	NO	11.83	0.48	11.80	11.86	113.04500	113.0		26123	5957
13C-PCB-52		3483220	1538609	1944611	0.79	NO	16.96	0.68	16.93	16.99	116.71456	116.7		9912	8578
13C-PCB-101		3088600	1874996	1193604	1.57	NO	20.63	0.83	20.60	20.66	118.46017	118.5		4547	3052
13C-PCB-138		3213098	1825088	1388010	1.31	NO	24.87	0.00	24.84	24.91	115.32651	115.3		5840	3824
13C-PCB-194		2272523	1071443	1201080	0.89	NO	31.09	1.25	31.06	31.13	114.51900	114.5		4318	7409
Total MoCB-F1	4		5405943								90722.43269			2877	
Total DiCB-F1	2		1254747								94269.80491			3498	
Total DiCB-F2	2		2064229								50363.63768			4866	
Total TrCB-F1	3		1008980								1103.19337			2743	
Total TrCB-F3	11		1336716								49159.30143			3039	
Total TeCB-F2	1		1106381								51.51322			2139	
Total TeCB-F4	12		2372775								76862.54687			4744	
Appendix	2		1441258								4982.92046			1174	468

Quantify Sample Summary Report **MassLynx MassLynx V4.1 SCN 901**

Dataset: I:\Organics Instrument\HIGHRES GCMS Completed Results Files\HR-5\190515-190502B-QC.qld

Last Altered: Friday, May 03, 2019 09:02:38 Eastern Daylight Time

Printed: Thursday, May 16, 2019 16:30:16 Eastern Daylight Time

Name: 5-190502B07, Date: 02-May-2019, Time: 16:20:21, ID: H5-19-RS1-005, Description: 1668A-RS1-018, Vial: Tray1:45

Target Analyte	#Hom	Total Area	Ion1 Area	Ion2 Area	Ra	Ra Fail=Y...	RT	RRT	RT LCL	RT UCL	Conc.	%Rec	Mod.Comment	Noise 1	Noise 2
72 Total PeCB-F5	13	7448910									250137.36252			4414	
73 Total HxCB-F4	6	1361536									24189.25133			1698	
74 Total HxCB-F5	18	4772167									97504.64196			2509	
75 Total HpCB-F5	17	1151177									166473.73355			1900	
76 Total HpCB-F6	5	951064									127311.36485			2362	
77 Total OcCB-F5	7	933050									31863.79085			1207	
78 Total OcCB-F6	6	721402									176476.88360			2629	
79 Total NoCB-F6	3	1019703									6062.96941			2288	
80 Total DeCB-F7	1	645859									53.54290			441	
81 Total 13C-MoCB-F1	2	9626693									199.77364			4336	
82 Total 13C-DiCB-F1	3	6615224									214.83337			26123	
83 Total 13C-DiCB-F2	1	3774991									100.05178			59183	
84 Total 13C-TiCB-F1	1	1693142									102.69500			113766	
85 Total 13C-TiCB-F3	5	9377100									43994.88762			65495	
86 Total 13C-TeCB-F2	1	2084794									100.21313			14338	
87 Total 13C-TeCB-F3	4	1595287									120.99421			9912	
88 Total 13C-TeCB-F4	7	4277565									128272.54354			12913	
89 Total 13C-PeCB-F3	1	2627440									99.90634			2197	
90 Total 13C-PeCB-F4	7	6244247									329.14270			4547	
91 Total 13C-PeCB-F5	14	12820071									376438.76225			7051	
92 Total 13C-HxCB-F4	4	2634140									17267.57861			1763	
93 Total 13C-HxCB-F5	17	12341359									656.94750			5840	
94 Total 13C-HpCB-F5	12	3899678									146945.05909			3670	
95 Total 13C-HpCB-F6	11	2028123									411333.41247			8307	
96 Total 13C-OcCB-F5	7	1708789									21572.64084			1185	
97 Total 13C-OcCB-F6	5	2533697									240.04935			4318	
98 Total 13C-NoCB-F6	5	1835981									9800.10693			4245	
99 Total 13C-DeCB-F7	1	1339225									102.54229			577	
100 Lockmass F1		0												17421...	
101 Lockmass F2		0												1142745	
102 Lockmass F3		0												19850...	
103 Lockmass F4		0												10447...	
104 Lockmass F5		0												424760	
105 Lockmass F6		0												192846	
106 Lockmass F7		0												56942	

Quantify Audit Report MassLynx MassLynx V4.1 SCN 901

Dataset: I:\Organics Instrument\HIGHRES GCMS Completed Results Files\HR-5\1905\5-190502B-QC.qld

Last Altered: Friday, May 03, 2019 09:02:38 Eastern Daylight Time

Printed: Thursday, May 16, 2019 16:30:16 Eastern Daylight Time

Date	Time	Event	Details	Comments
03-May-19	09:02:37	Process Extract		
03-May-19	09:02:38	Process Integrate		
03-May-19	09:02:38	Process Quantify		
03-May-19	09:02:38	Dataset Created		
03-May-19	09:03:38	Dataset Saved	Saved to 'I:\Organics Instrument\HIGHRES GCMS Complete...	

Quantify Sample Template Report MassLynx MassLynx V4.1 SCN 901


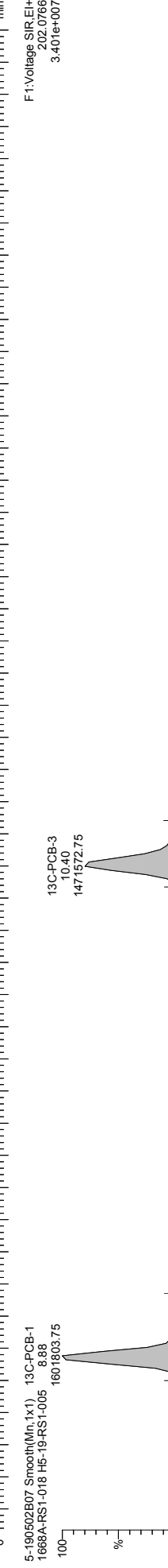
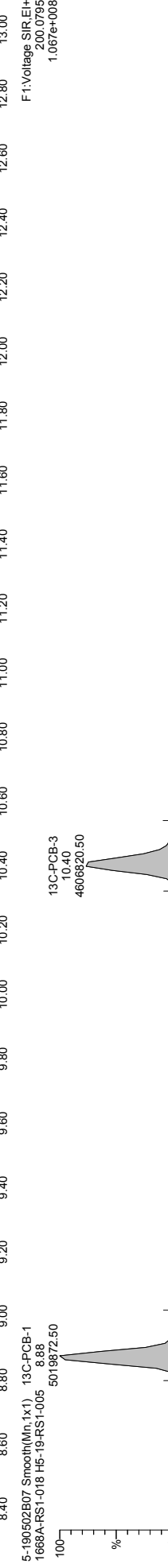
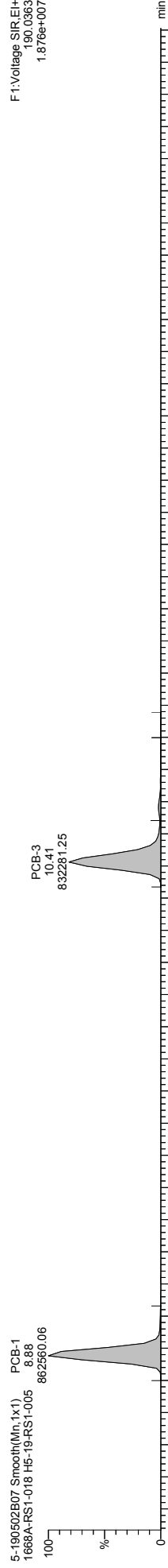
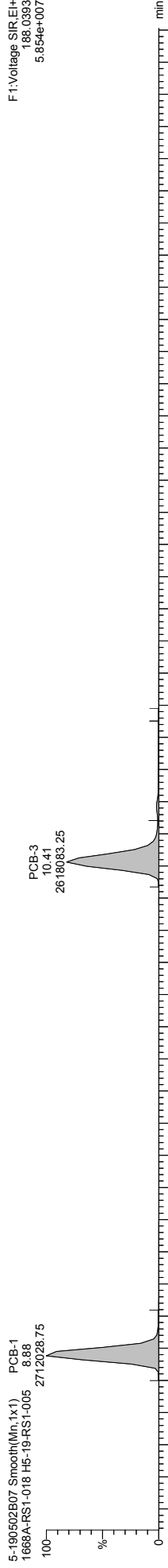
Dataset: I:\Organics Instrument\HIGHRES GCMS Completed Results Files\HR-5\190515-190502B-QC.qld

Last Altered: Friday, May 03, 2019 09:02:38 Eastern Daylight Time

Printed: Thursday, May 16, 2019 16:30:16 Eastern Daylight Time

Method: C:\MassLynx\PCB.PRO\MethDB\1668-OCTYL-1-ICAL.mdb 28 Dec 2018 11:55:27
Calibration: C:\MassLynx\PCB.PRO\CurveDB\5-190502B-ICAL.cdb 03 May 2019 08:59:50

Name: 5-190502B07, Date: 02-May-2019, Time: 16:20:21, ID: H5-19-RS1-005, Description: 1668A-RS1-018, Vial: Tray1:45




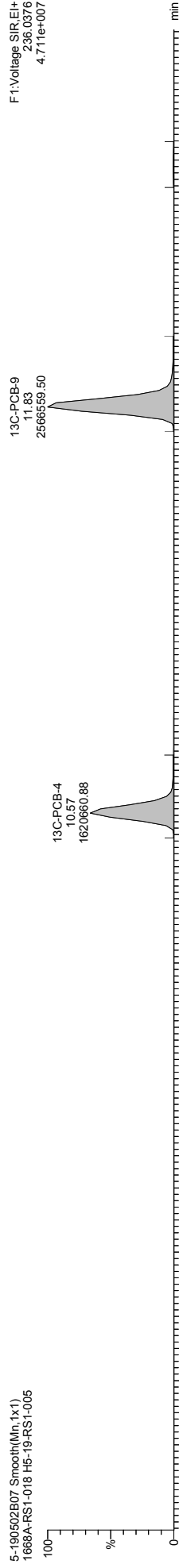
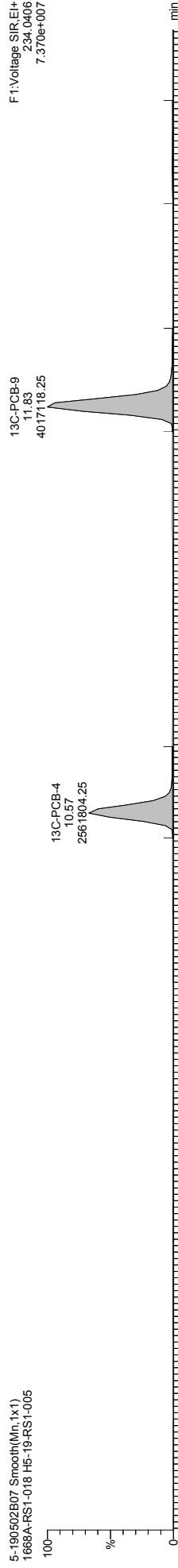
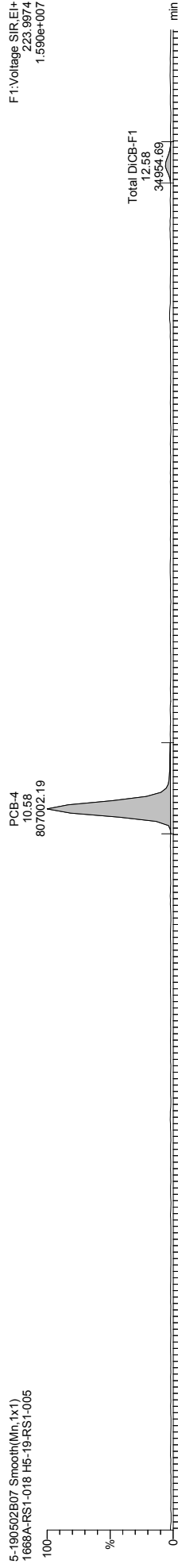
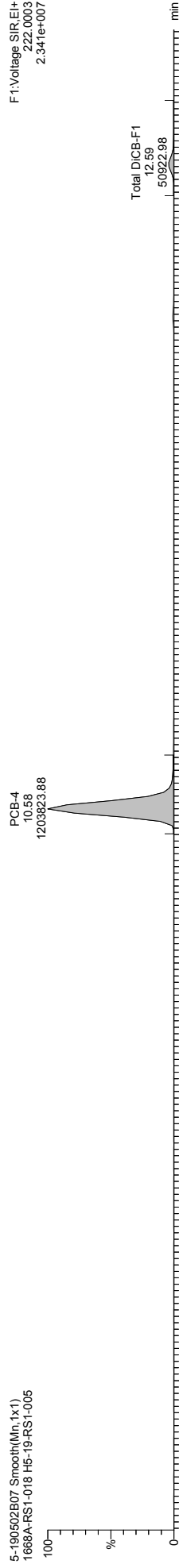
Quantify Sample Template Report MassLynx MassLynx V4.1 SCN 901

Dataset: I:\Organics Instrument\HIGHRES GCMS Completed Results Files\HR-5\190515-190502B-QC.qld

Last Altered: Friday, May 03, 2019 09:02:38 Eastern Daylight Time

Printed: Thursday, May 16, 2019 16:30:16 Eastern Daylight Time

Name: 5-190502B07, Date: 02-May-2019, Time: 16:20:21, ID: H5-19-RS1-005, Description: 1668A-RS1-018, Vial: Tray1:45







Quantify Sample Template Report MassLynx MassLynx V4.1 SCN 901

Dataset: I:\Organics Instrument\HIGHRES GCMS Completed Results Files\HR-5\190515-190502B-QC.qld

Last Altered: Friday, May 03, 2019 09:02:38 Eastern Daylight Time

Printed: Thursday, May 16, 2019 16:30:16 Eastern Daylight Time

Name: 5-190502B07, Date: 02-May-2019, Time: 16:20:21, ID: H5-19-RS1-005, Description: 1668A-RS1-018, Vial: Tray1:45








Quantify Sample Template Report MassLynx MassLynx V4.1 SCN 901

Dataset: I:\Organics Instrument\HIGHRES GCMS Completed Results Files\HR-5\190515-190502B-QC.qld

Last Altered: Friday, May 03, 2019 09:02:38 Eastern Daylight Time
Printed: Thursday, May 16, 2019 16:30:16 Eastern Daylight Time

Name: 5-190502B07, Date: 02-May-2019, Time: 16:20:21, ID: H5-19-RS1-005, Description: 1668A-RS1-018, Vial: Tray1:45








Quantify Sample Template Report MassLynx MassLynx V4.1 SCN 901

Dataset: I:\Organics Instrument\HIGHRES GCMS Completed Results Files\HR-5\190515-190502B-QC.qld

Last Altered: Friday, May 03, 2019 09:02:38 Eastern Daylight Time

Printed: Thursday, May 16, 2019 16:30:16 Eastern Daylight Time

Name: 5-190502B07, Date: 02-May-2019, Time: 16:20:21, ID: H5-19-RS1-005, Description: 1668A-RS1-018, Vial: Tray1:45








Quantify Sample Template Report MassLynx MassLynx V4.1 SCN 901

Dataset: I:\Organics Instrument\HIGHRES GCMS Completed Results Files\HR-5\190515-190502B-QC.qld

Last Altered: Friday, May 03, 2019 09:02:38 Eastern Daylight Time

Printed: Thursday, May 16, 2019 16:30:16 Eastern Daylight Time

Name: 5-190502B07, Date: 02-May-2019, Time: 16:20:21, ID: H5-19-RS1-005, Description: 1668A-RS1-018, Vial: Tray1:45



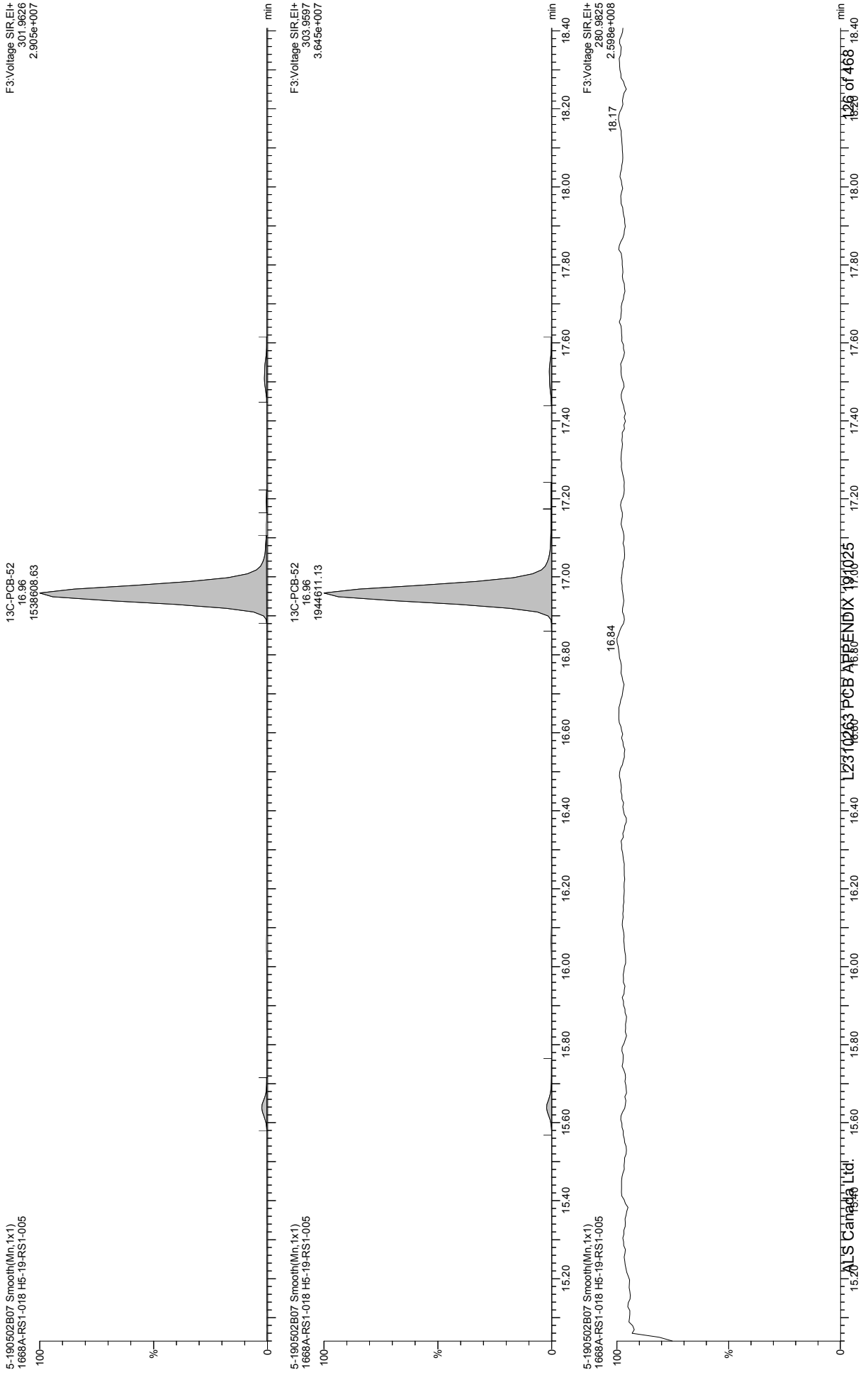
Quantify Sample Template Report **MassLynx MassLynx V4.1 SCN 901**

Dataset: I:\Organics Instrument\HIGHRES GCMS Completed Results Files\HR-5\190515-190502B-QC.qld

Last Altered: Friday, May 03, 2019 09:02:38 Eastern Daylight Time

Printed: Thursday, May 16, 2019 16:30:16 Eastern Daylight Time

Name: 5-190502B07, Date: 02-May-2019, Time: 16:20:21, ID: H5-19-RS1-005, Description: 1668A-RS1-018, Vial: Tray1:45







Quantify Sample Template Report MassLynx MassLynx V4.1 SCN 901

Dataset: I:\Organics Instrument\HIGHRES GCMS Completed Results Files\HR-5\190515-190502B-QC.qld

Last Altered: Friday, May 03, 2019 09:02:38 Eastern Daylight Time

Printed: Thursday, May 16, 2019 16:30:16 Eastern Daylight Time

Name: 5-190502B07, Date: 02-May-2019, Time: 16:20:21, ID: H5-19-RS1-005, Description: 1668A-RS1-018, Vial: Tray1:45



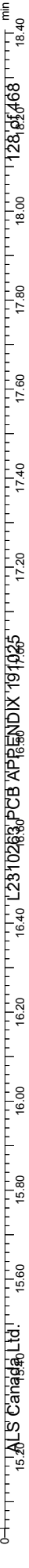





Quantify Sample Template Report MassLynx MassLynx V4.1 SCN 901

Dataset: I:\Organics Instrument\HIGHRES GCMS Completed Results Files\HR-5\190515-190502B-QC.qld

Last Altered: Friday, May 03, 2019 09:02:38 Eastern Daylight Time

Printed: Thursday, May 16, 2019 16:30:16 Eastern Daylight Time

Name: 5-190502B07, Date: 02-May-2019, Time: 16:20:21, ID: H5-19-RS1-005, Description: 1668A-RS1-018, Vial: Tray1:45



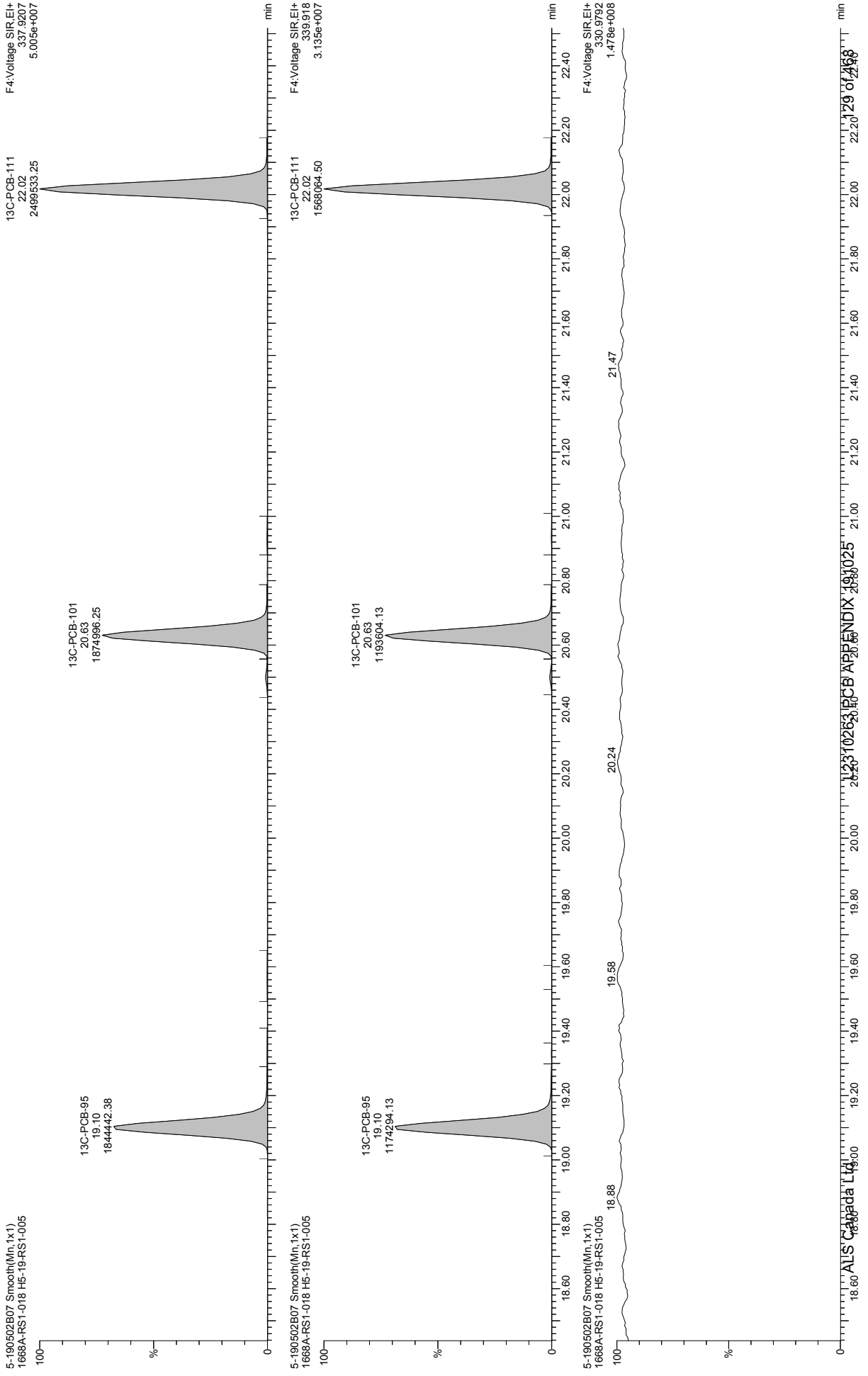
Quantify Sample Template Report MassLynx MassLynx V4.1 SCN 901

Dataset: I:\Organics Instrument\HIGHRES GCMS Completed Results Files\HR-5\190515-190502B-QC.qld

Last Altered: Friday, May 03, 2019 09:02:38 Eastern Daylight Time

Printed: Thursday, May 16, 2019 16:30:16 Eastern Daylight Time

Name: 5-190502B07, Date: 02-May-2019, Time: 16:20:21, ID: H5-19-RS1-005, Description: 1668A-RS1-018, Vial: Tray1:45



Quantify Sample Template Report


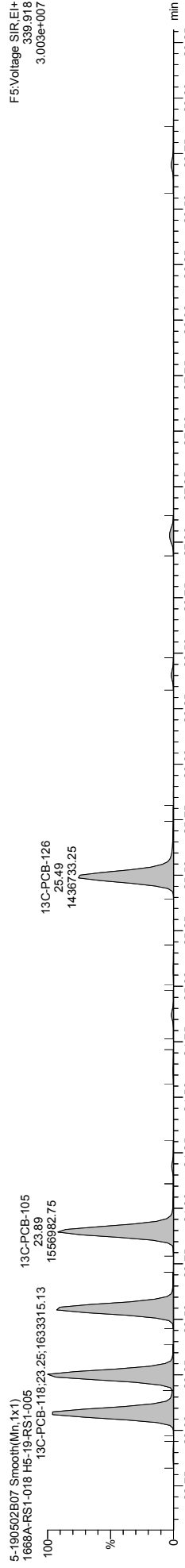
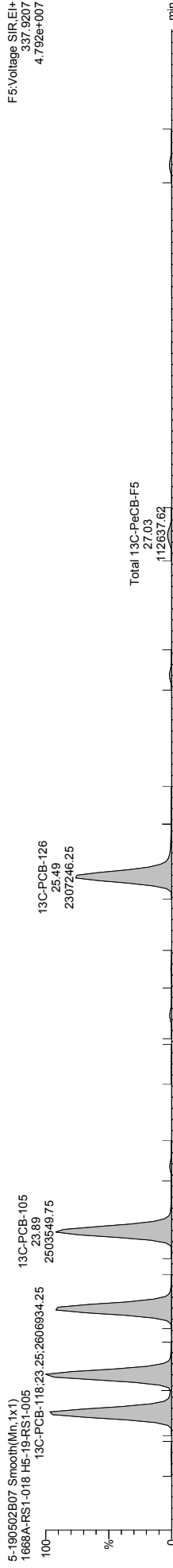
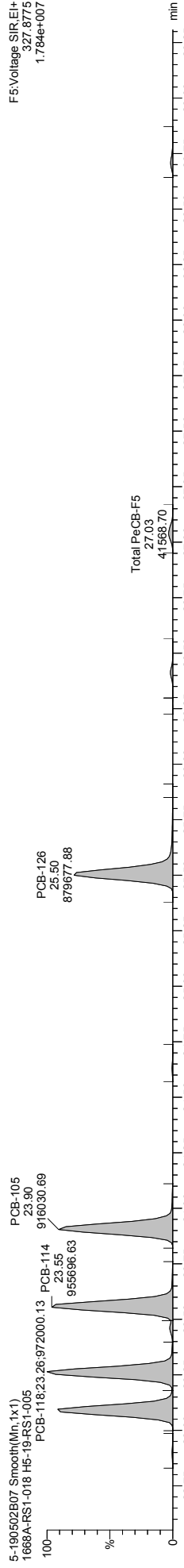
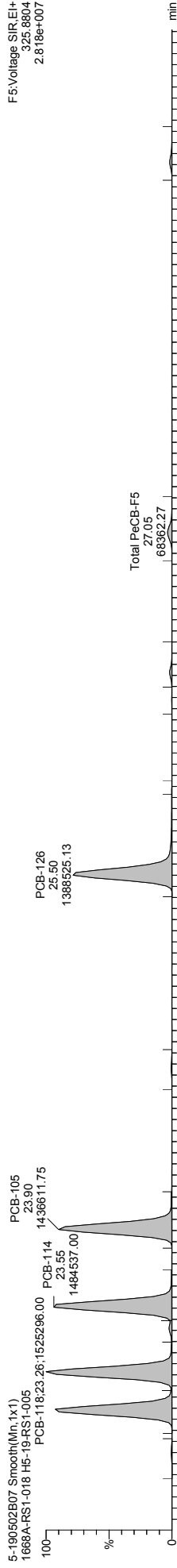
MassLynx MassLynx V4.1 SCN 901

Dataset: I:\Organics Instrument\HIGHRES GCMS Completed Results Files\HR-5\190515-190502B-QC.qld

Last Altered: Friday, May 03, 2019 09:02:38 Eastern Daylight Time

Printed: Thursday, May 16, 2019 16:30:16 Eastern Daylight Time

Name: 5-190502B07, Date: 02-May-2019, Time: 16:20:21, ID: H5-19-RS1-005, Description: 1668A-RS1-018, Vial: Tray1:45


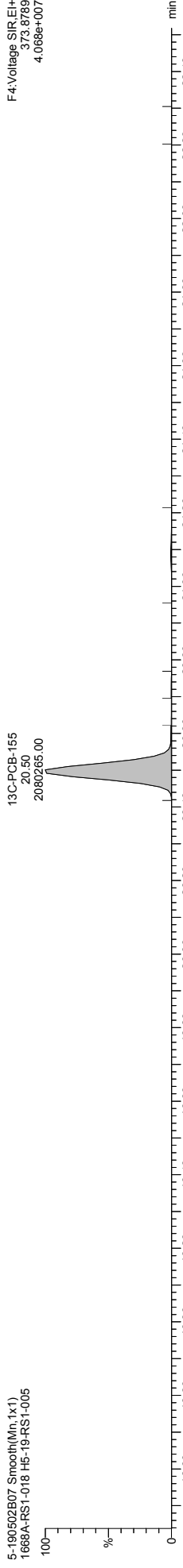
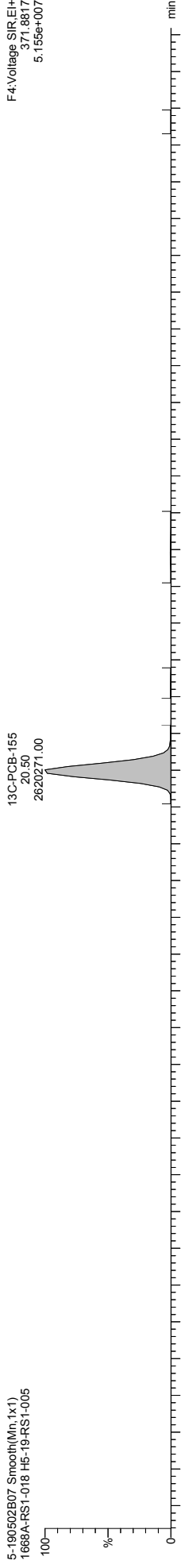
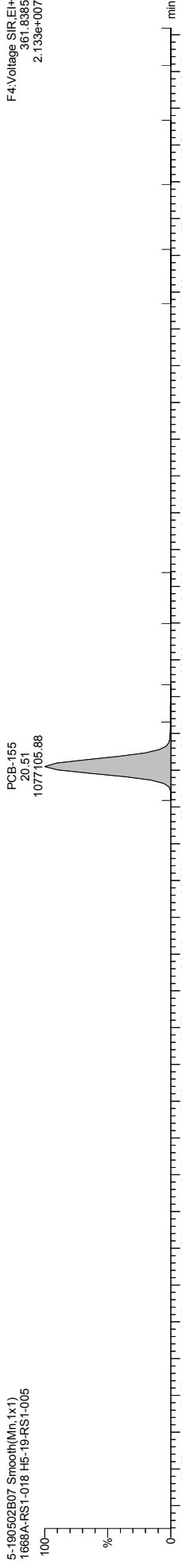
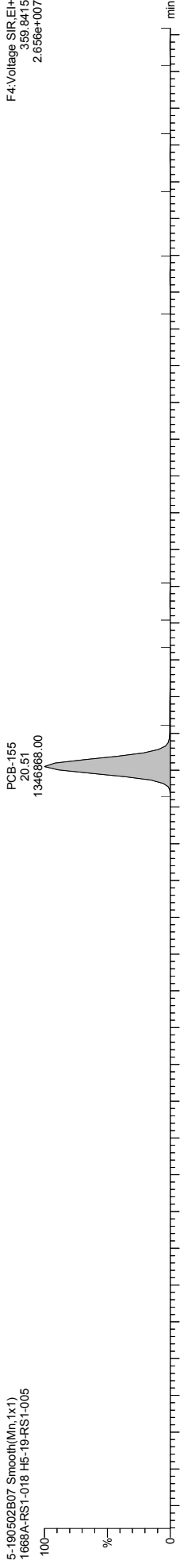


Quantify Sample Template Report MassLynx MassLynx V4.1 SCN 901

Dataset: I:\Organics Instrument\HIGHRES GCMS Completed Results Files\HR-5\190515-190502B-QC.qld

Last Altered: Friday, May 03, 2019 09:02:38 Eastern Daylight Time
Printed: Thursday, May 16, 2019 16:30:16 Eastern Daylight Time

Name: 5-190502B07, Date: 02-May-2019, Time: 16:20:21, ID: H5-19-RS1-005, Description: 1668A-RS1-018, Vial: Tray1:45



F4:Voltage SIR,EI+
359.8415
2.656e+007

F4:Voltage SIR,EI+
361.8385
2.133e+007

F4:Voltage SIR,EI+
371.8817
5.155e+007

F4:Voltage SIR,EI+
373.8789
4.066e+007

F4:Voltage SIR,EI+
330.9792
1.478e+008

F4:Voltage SIR,EI+
331.0746
2.220e+008






Quantify Sample Template Report MassLynx MassLynx V4.1 SCN 901

Dataset: I:\Organics Instrument\HIGHRES GCMS Completed Results Files\HR-5\190515-190502B-QC.qld

Last Altered: Friday, May 03, 2019 09:02:38 Eastern Daylight Time

Printed: Thursday, May 16, 2019 16:30:16 Eastern Daylight Time

Name: 5-190502B07, Date: 02-May-2019, Time: 16:20:21, ID: H5-19-RS1-005, Description: 1668A-RS1-018, Vial: Tray1:45





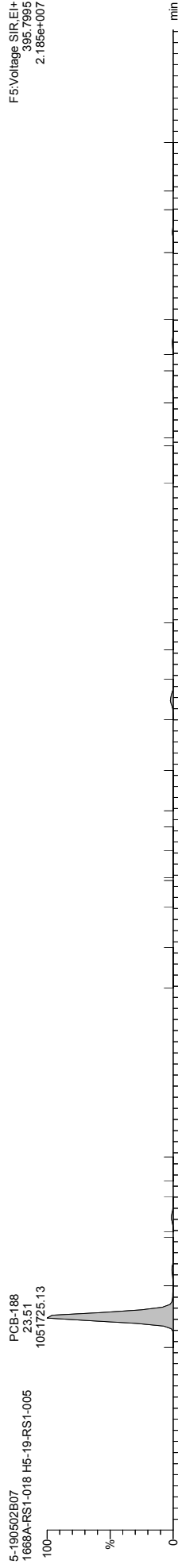

Quantify Sample Template Report MassLynx MassLynx V4.1 SCN 901

Dataset: I:\Organics Instrument\HIGHRES GCMS Completed Results Files\HR-5\190515-190502B-QC.qld

Last Altered: Friday, May 03, 2019 09:02:38 Eastern Daylight Time

Printed: Thursday, May 16, 2019 16:30:16 Eastern Daylight Time

Name: 5-190502B07, Date: 02-May-2019, Time: 16:20:21, ID: H5-19-RS1-005, Description: 1668A-RS1-018, Vial: Tray1:45






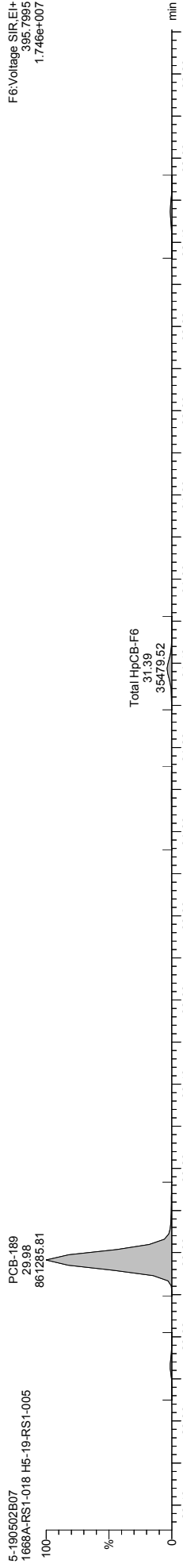

Quantify Sample Template Report MassLynx MassLynx V4.1 SCN 901

Dataset: I:\Organics Instrument\HIGHRES GCMS Completed Results Files\HR-5\190515-190502B-QC.qld

Last Altered: Friday, May 03, 2019 09:02:38 Eastern Daylight Time

Printed: Thursday, May 16, 2019 16:30:16 Eastern Daylight Time

Name: 5-190502B07, Date: 02-May-2019, Time: 16:20:21, ID: H5-19-RS1-005, Description: 1668A-RS1-018, Vial: Tray1:45


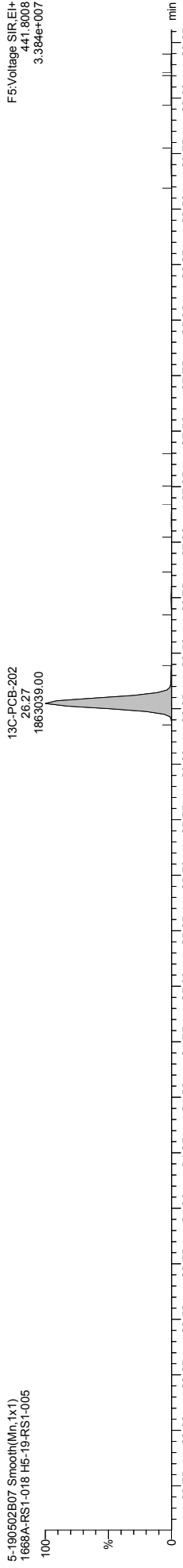
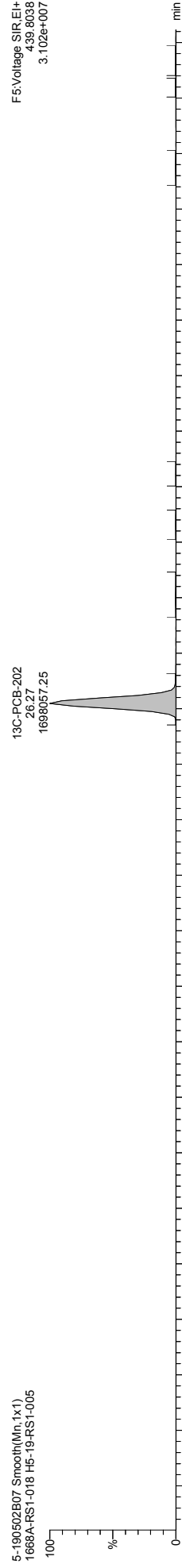
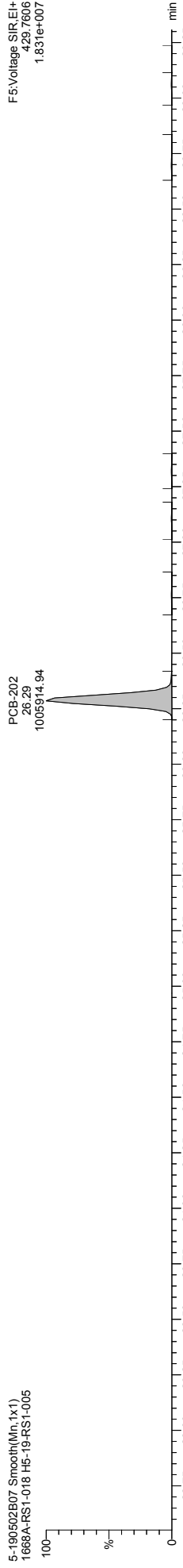
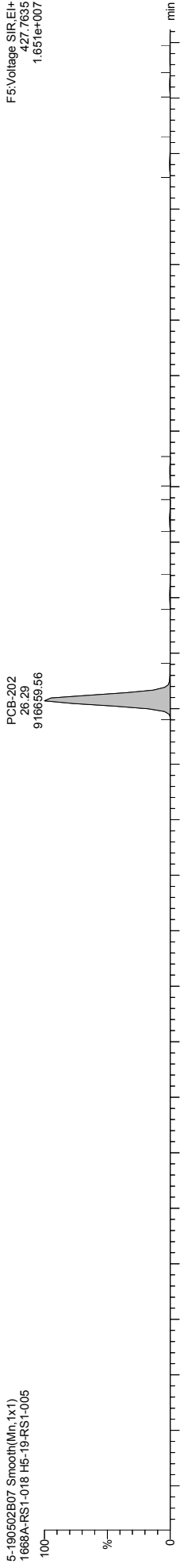


Quantify Sample Template Report MassLynx MassLynx V4.1 SCN 901

Dataset: I:\Organics Instrument\HIGHRES GCMS Completed Results Files\HR-5\190515-190502B-QC.qld

Last Altered: Friday, May 03, 2019 09:02:38 Eastern Daylight Time
Printed: Thursday, May 16, 2019 16:30:16 Eastern Daylight Time

Name: 5-190502B07, Date: 02-May-2019, Time: 16:20:21, ID: H5-19-RS1-005, Description: 1668A-RS1-018, Vial: Tray1:45




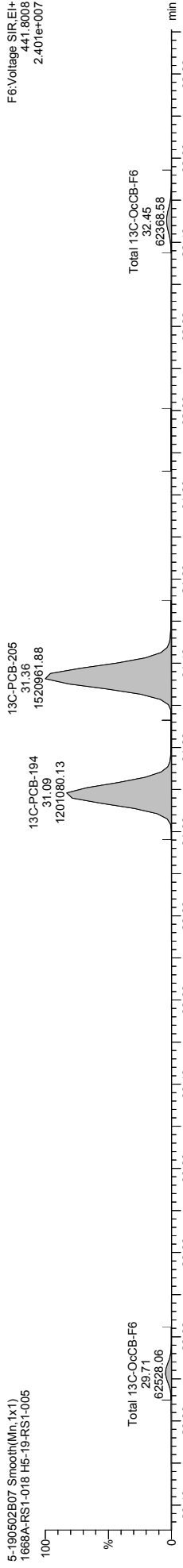
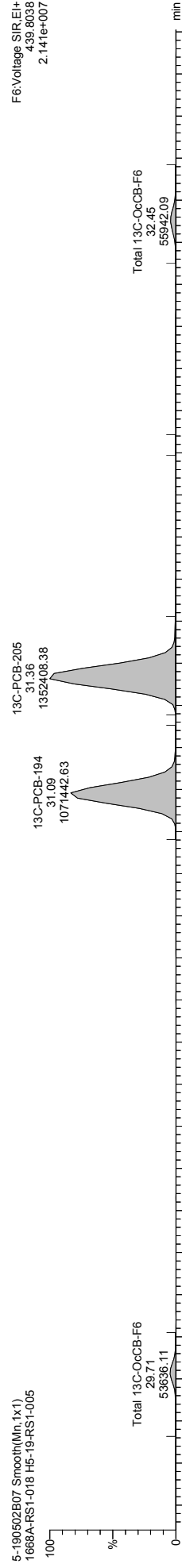
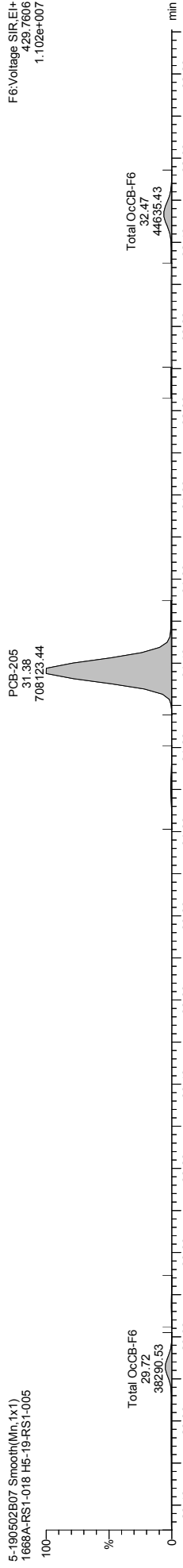

Quantify Sample Template Report MassLynx MassLynx V4.1 SCN 901

Dataset: I:\Organics Instrument\HIGHRES GCMS Completed Results Files\HR-5\190515-190502B-QC.qld

Last Altered: Friday, May 03, 2019 09:02:38 Eastern Daylight Time

Printed: Thursday, May 16, 2019 16:30:16 Eastern Daylight Time

Name: 5-190502B07, Date: 02-May-2019, Time: 16:20:21, ID: H5-19-RS1-005, Description: 1668A-RS1-018, Vial: Tray1:45








Quantify Sample Template Report MassLynx MassLynx V4.1 SCN 901

Dataset: I:\Organics Instrument\HIGHRES GCMS Completed Results Files\HR-5\190515-190502B-QC.qld

Last Altered: Friday, May 03, 2019 09:02:38 Eastern Daylight Time

Printed: Thursday, May 16, 2019 16:30:16 Eastern Daylight Time

Name: 5-190502B07, Date: 02-May-2019, Time: 16:20:21, ID: H5-19-RS1-005, Description: 1668A-RS1-018, Vial: Tray1:45








Quantify Sample Template Report MassLynx MassLynx V4.1 SCN 901

Dataset: I:\Organics Instrument\HIGHRES GCMS Completed Results Files\HR-5\190515-190502B-QC.qld

Last Altered: Friday, May 03, 2019 09:02:38 Eastern Daylight Time
Printed: Thursday, May 16, 2019 16:30:16 Eastern Daylight Time

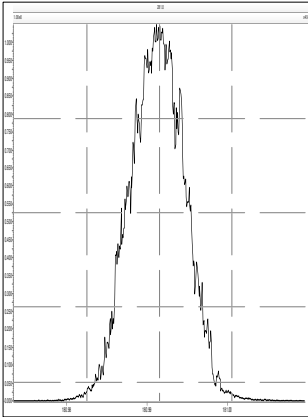
Name: 5-190502B07, Date: 02-May-2019, Time: 16:20:21, ID: H5-19-RS1-005, Description: 1668A-RS1-018, Vial: Tray1:45



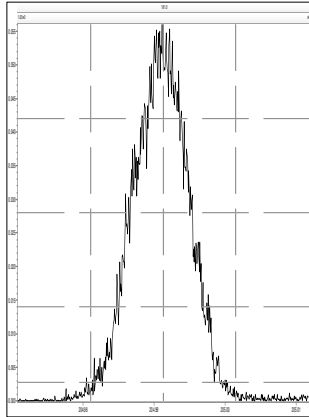
File: Experiment: 1668_octyl_1.exp Reference: Pfk.ref Function: 1 @ 200 (ppm)

Printed: Thursday, May 02, 2019 12:01:49 Eastern Daylight Time

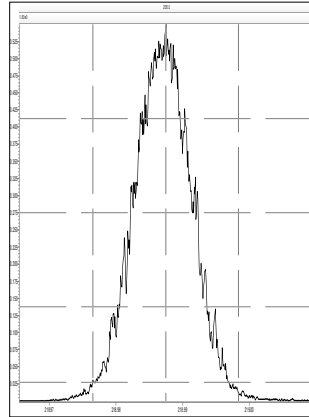
M 180.9888 R 12191



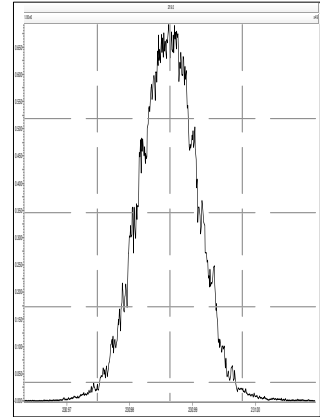
M 204.9888 R 12194



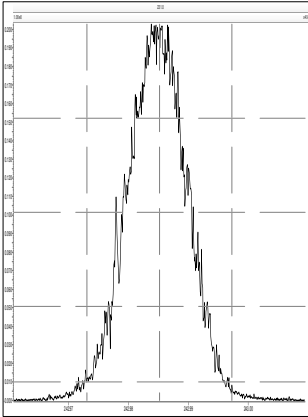
M 218.9856 R 10684



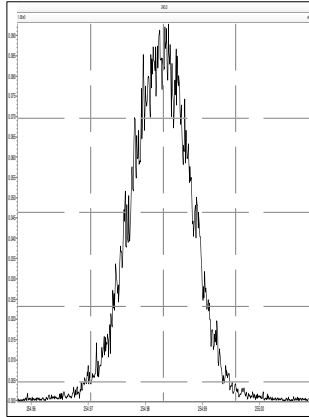
M 230.9856 R 10728



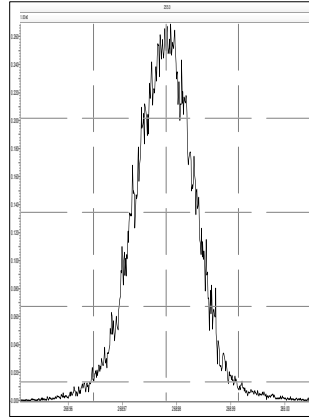
M 242.9856 R 10372



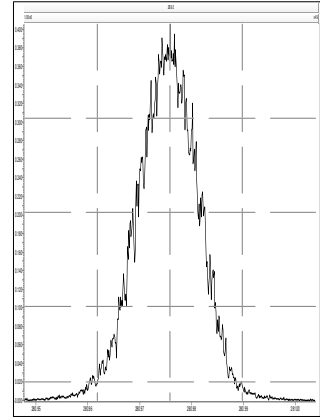
M 254.9856 R 11111



M 268.9824 R 10597



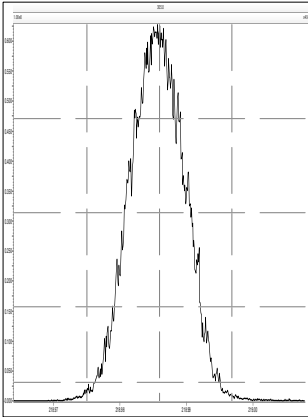
M 280.9824 R 10506



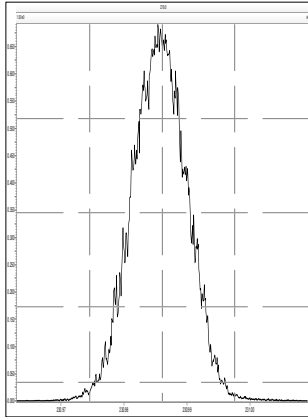
File: Experiment: 1668_octyl_1.exp Reference: Pfk.ref Function: 2 @ 200 (ppm)

Printed: Thursday, May 02, 2019 12:02:11 Eastern Daylight Time

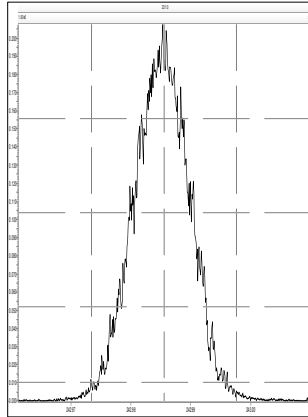
M 218.9856 R 11517



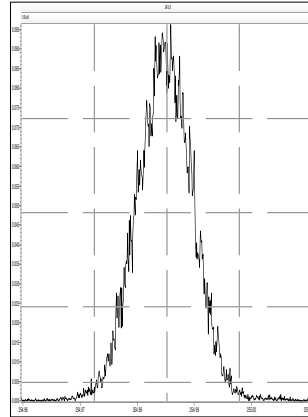
M 230.9856 R 11626



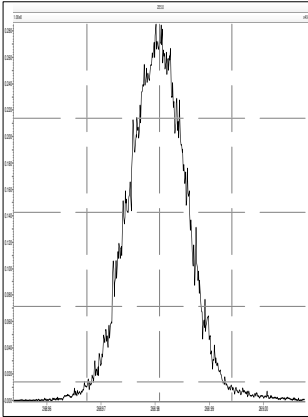
M 242.9856 R 11520



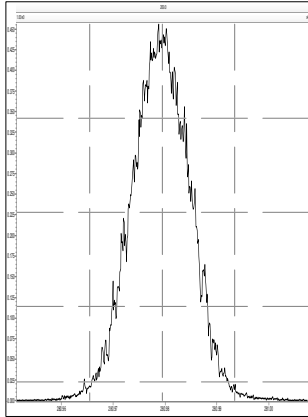
M 254.9856 R 11521



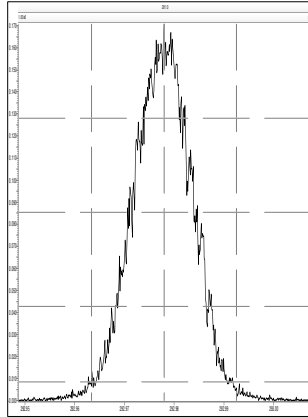
M 268.9824 R 11060



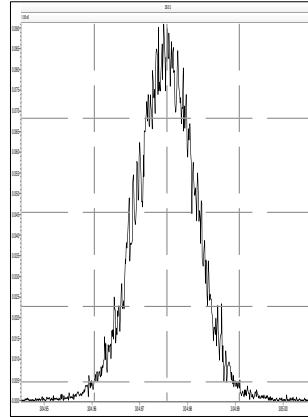
M 280.9824 R 10640



M 292.9824 R 10593



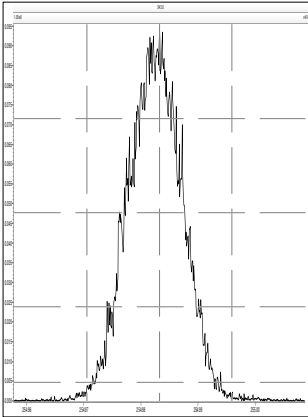
M 304.9824 R 10371



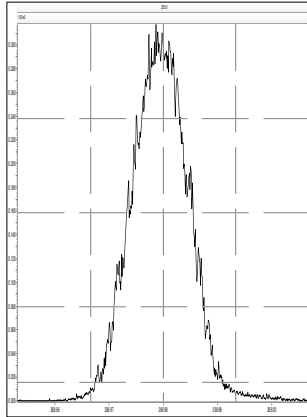
File: Experiment: 1668_octyl_1.exp Reference: Pfk.ref Function: 3 @ 200 (ppm)

Printed: Thursday, May 02, 2019 12:02:29 Eastern Daylight Time

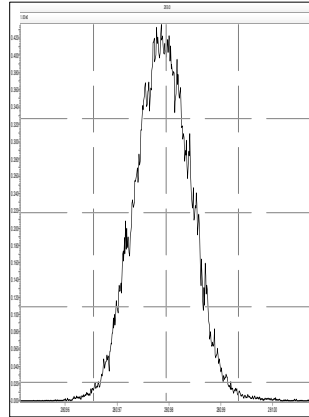
M 254.9856 R 11962



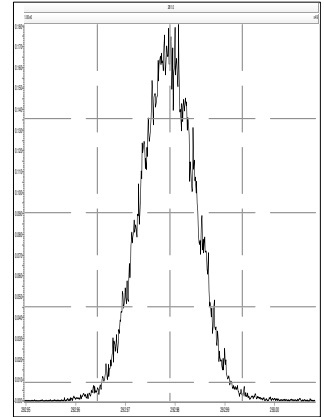
M 268.9824 R 11362



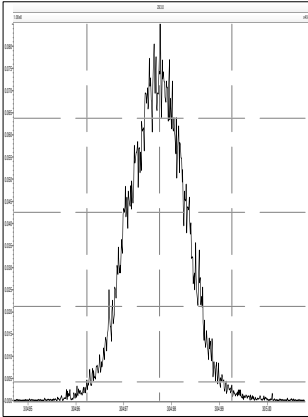
M 280.9824 R 11470



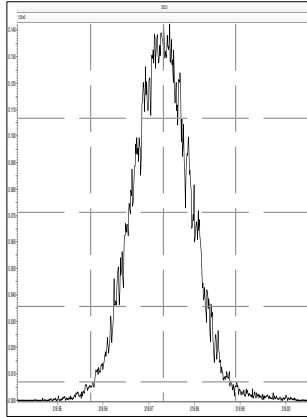
M 292.9824 R 11363



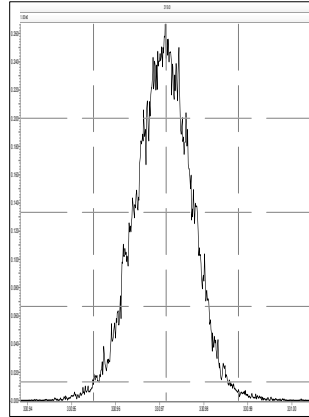
M 304.9824 R 11017



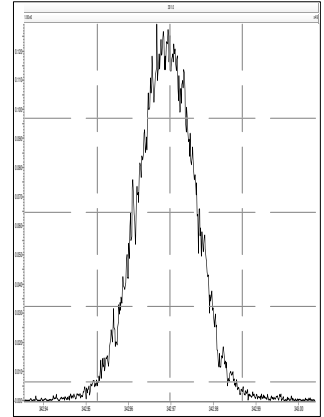
M 318.9792 R 10778



M 330.9792 R 10822



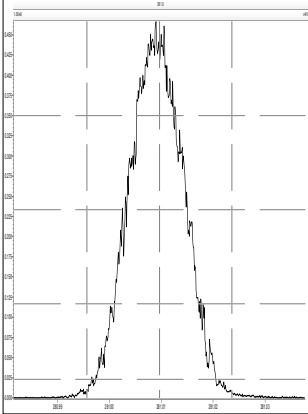
M 342.9792 R 11209



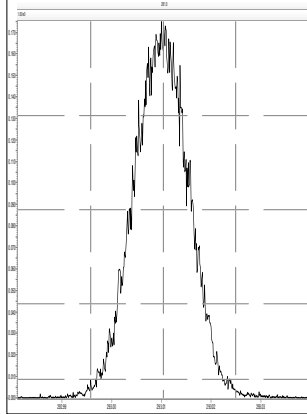
File: Experiment: 1668_octyl_1.exp Reference: Pfk.ref Function: 4 @ 200 (ppm)

Printed: Thursday, May 02, 2019 12:02:54 Eastern Daylight Time

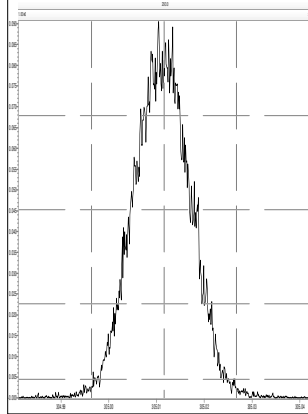
M 280.9824 R 12023



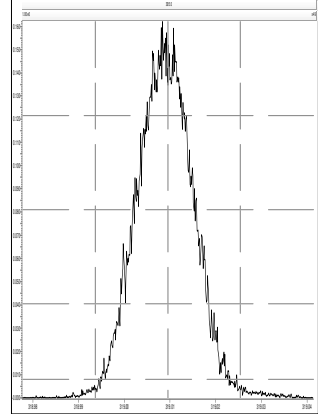
M 292.9824 R 11569



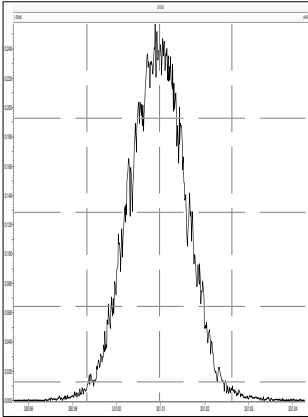
M 304.9824 R 11260



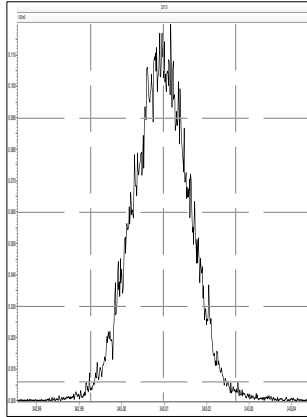
M 318.9792 R 11466



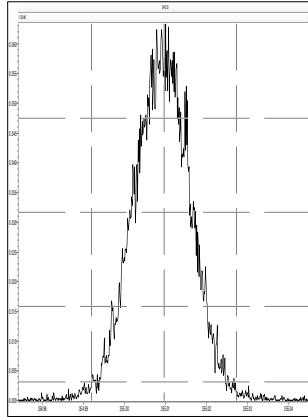
M 330.9792 R 11262



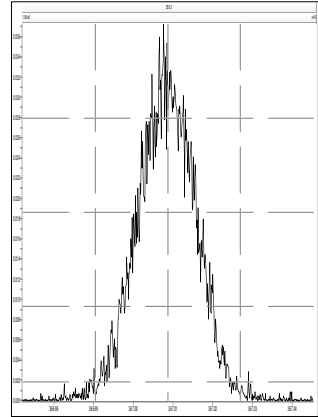
M 342.9792 R 11160



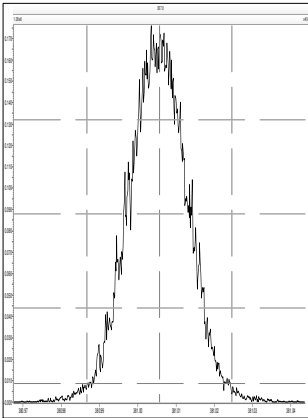
M 354.9792 R 11518



M 366.9792 R 10823



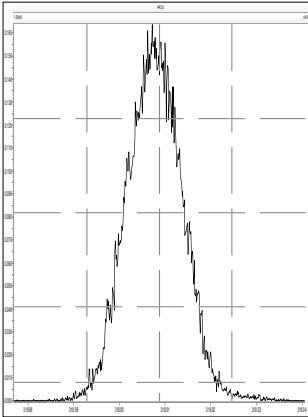
M 380.9760 R 11061



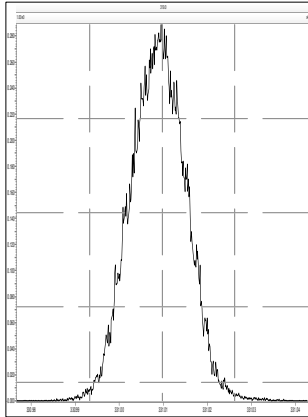
File: Experiment: 1668_octyl_1.exp Reference: Pfk.ref Function: 5 @ 200 (ppm)

Printed: Thursday, May 02, 2019 12:03:17 Eastern Daylight Time

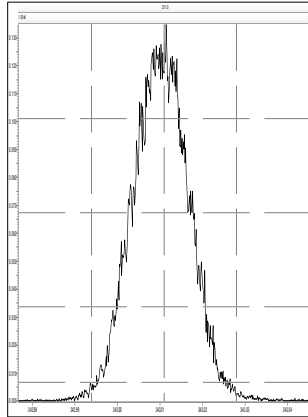
M 318.9792 R 11735



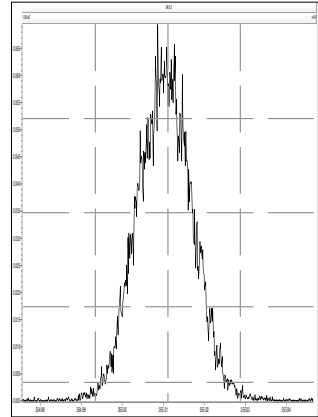
M 330.9792 R 11522



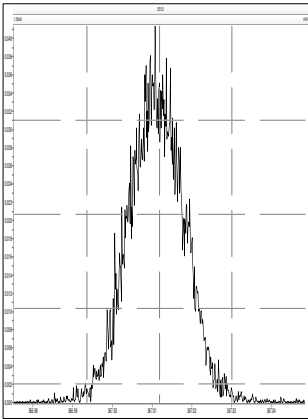
M 342.9792 R 11210



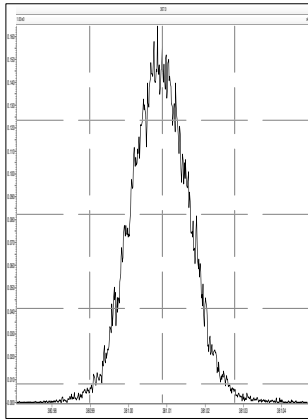
M 354.9792 R 12017



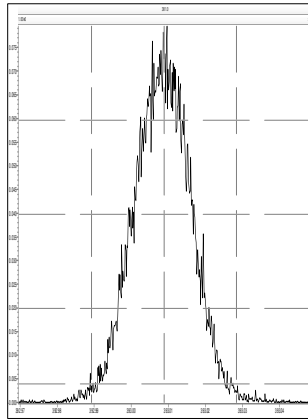
M 366.9792 R 11629



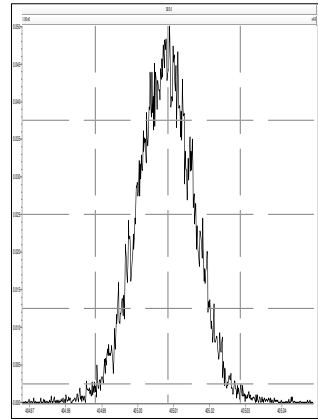
M 380.9760 R 10593



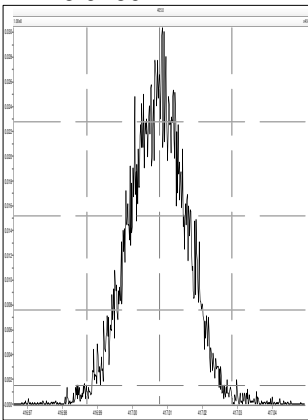
M 392.9760 R 11310



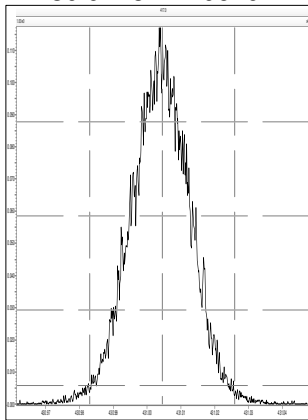
M 404.9760 R 11629



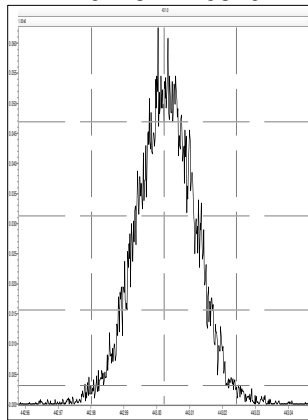
M 416.9760 R 11214



M 430.9728 R 10640



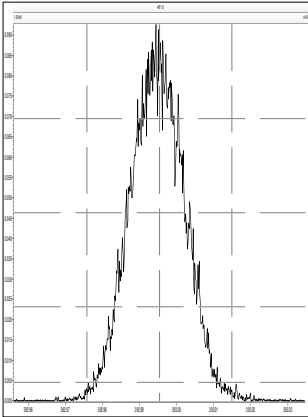
M 442.9728 R 10870



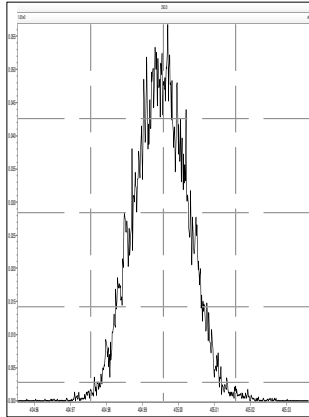
File: Experiment: 1668_octyl_1.exp Reference: Pfk.ref Function: 6 @ 200 (ppm)

Printed: Thursday, May 02, 2019 12:03:41 Eastern Daylight Time

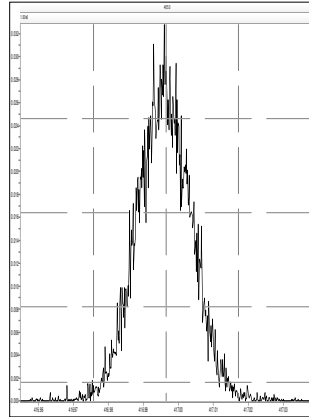
M 392.9760 R 12133



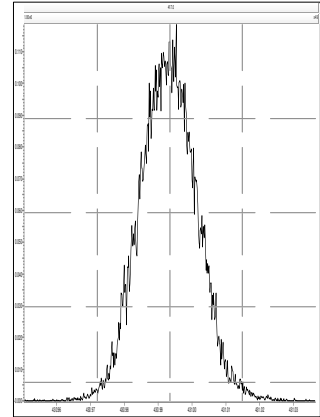
M 404.9760 R 11905



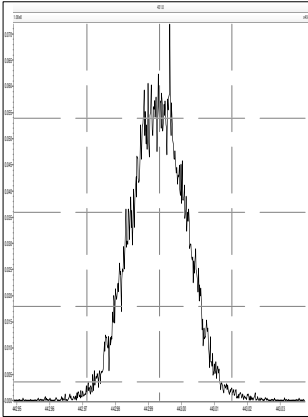
M 416.9760 R 12694



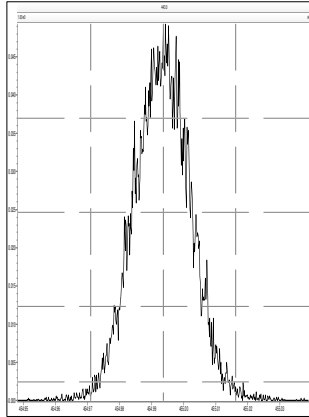
M 430.9728 R 11015



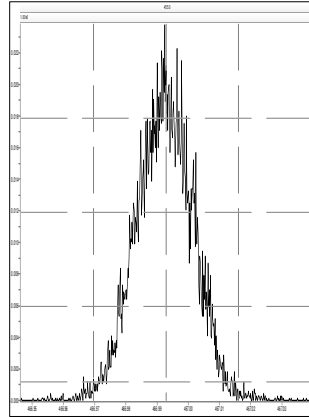
M 442.9728 R 12020



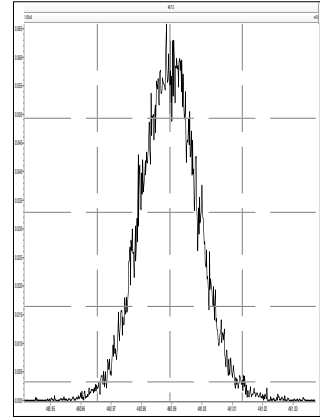
M 454.9728 R 11847



M 466.9728 R 12497



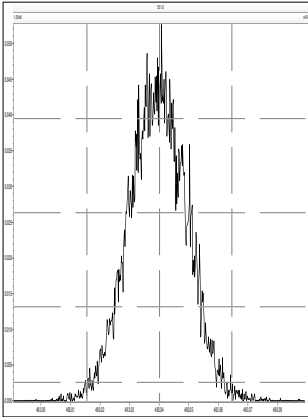
M 480.9696 R 11364



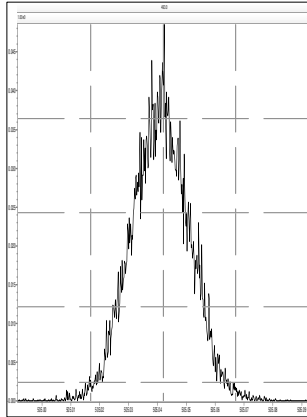
File: Experiment: 1668_octyl_1.exp Reference: Pfk.ref Function: 7 @ 200 (ppm)

Printed: Thursday, May 02, 2019 12:03:57 Eastern Daylight Time

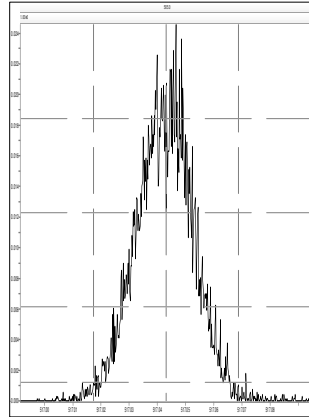
M 492.9696 R 11848



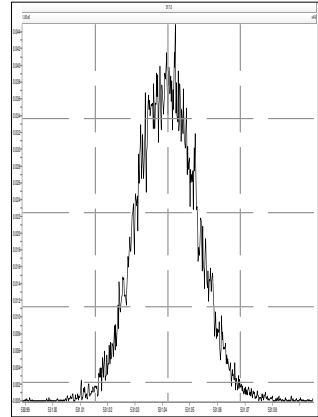
M 504.9696 R 11160



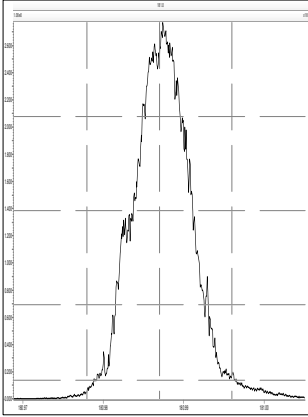
M 516.9697 R 11057



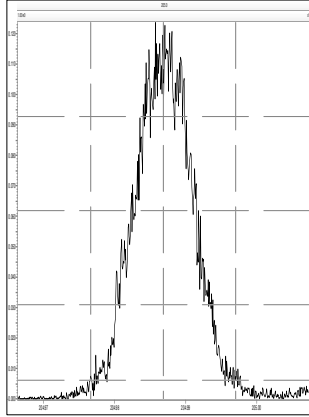
M 530.9664 R 11262



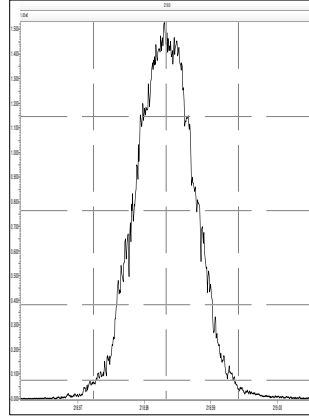
M 180.9888 R 10352



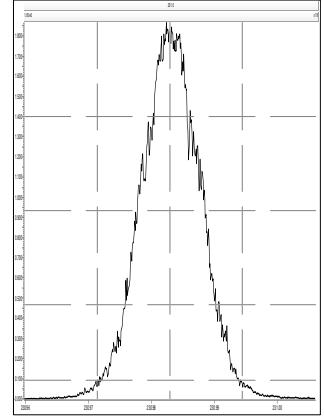
M 204.9888 R 11495



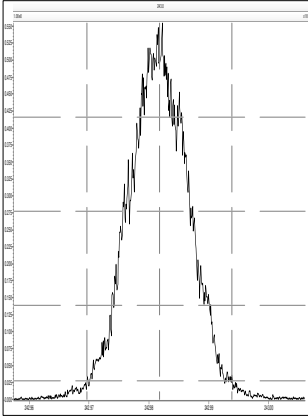
M 218.9856 R 10760



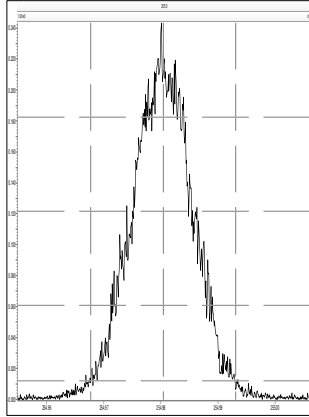
M 230.9856 R 10782



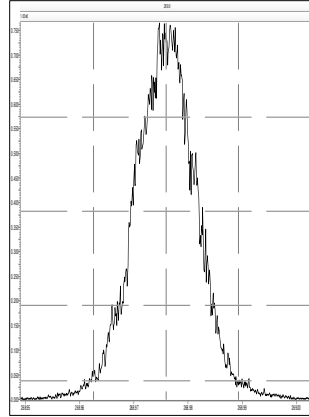
M 242.9856 R 10661



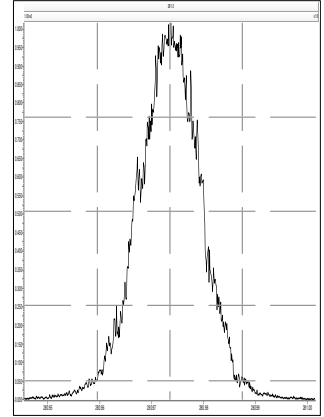
M 254.9856 R 10063



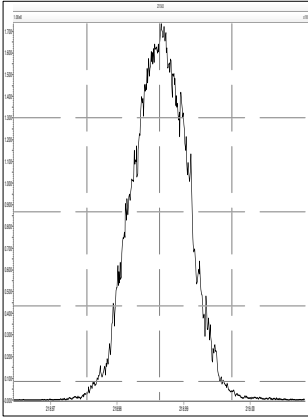
M 268.9824 R 10352



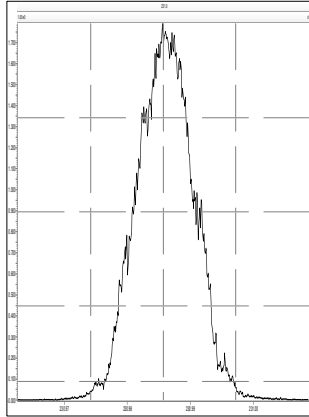
M 280.9824 R 10104



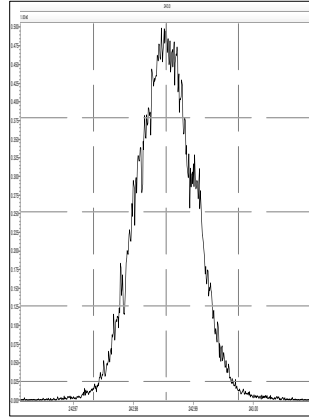
M 218.9856 R 11794



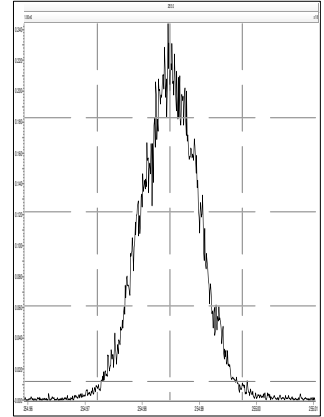
M 230.9856 R 11338



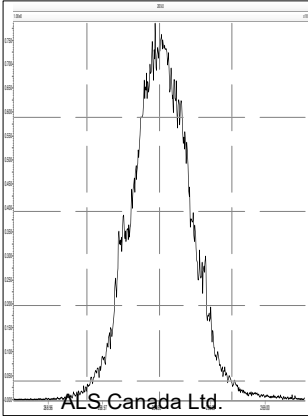
M 242.9856 R 11111



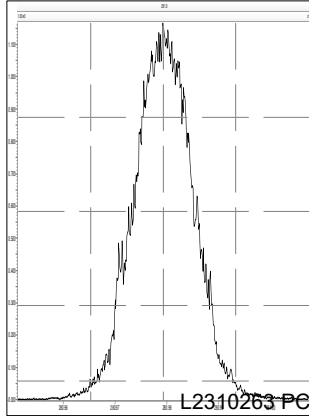
M 254.9856 R 10778



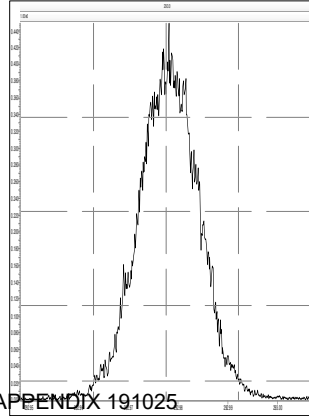
M 268.9824 R 10798



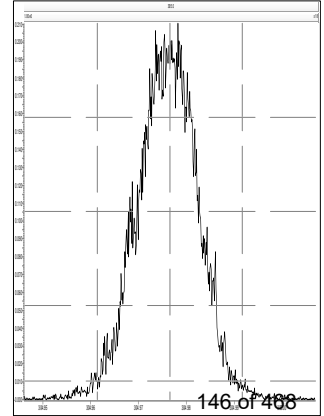
M 280.9824 R 10563



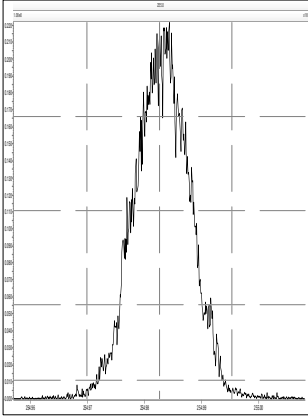
M 292.9824 R 10245



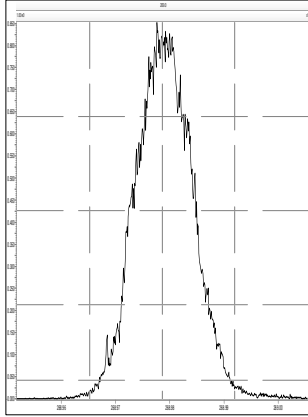
M 304.9824 R 11135



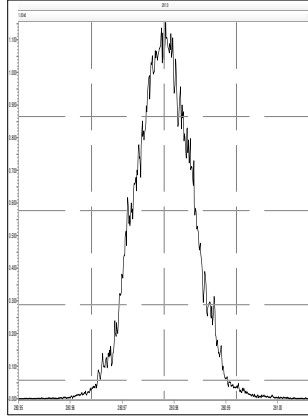
M 254.9856 R 11765



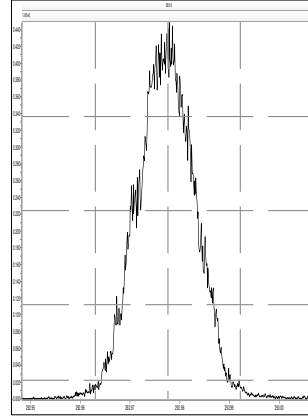
M 268.9824 R 11185



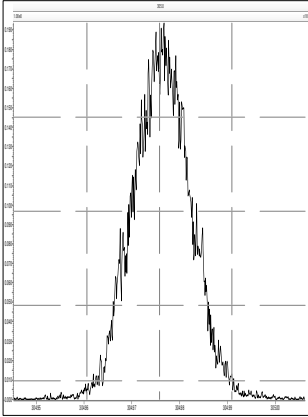
M 280.9824 R 11185



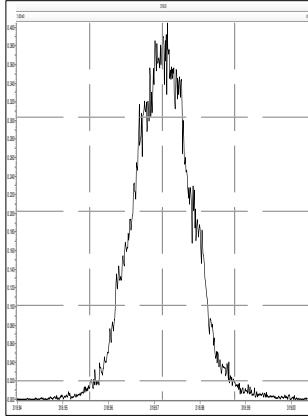
M 292.9824 R 11417



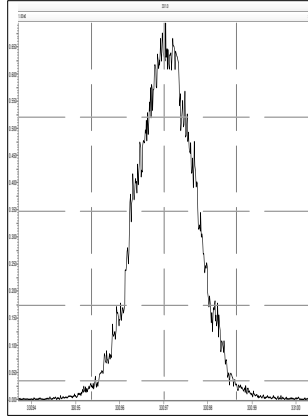
M 304.9824 R 11342



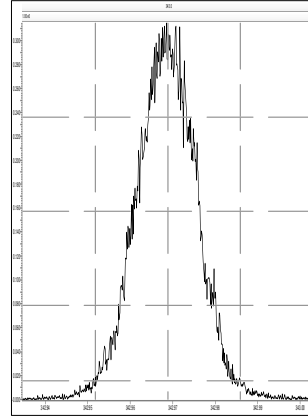
M 318.9792 R 11016



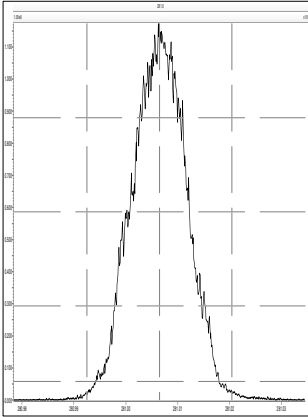
M 330.9792 R 11014



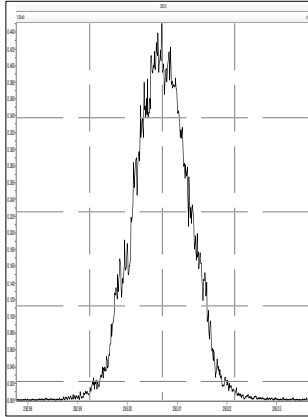
M 342.9792 R 10799



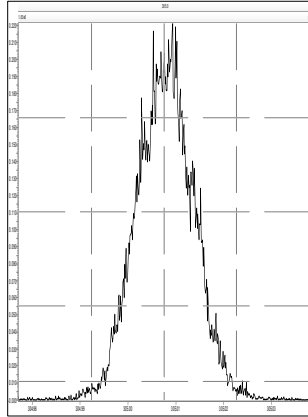
M 280.9824 R 11848



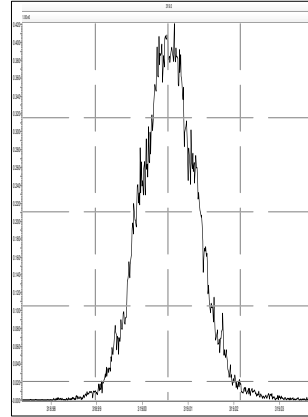
M 292.9824 R 11662



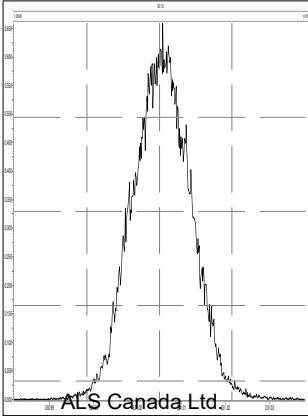
M 304.9824 R 11636



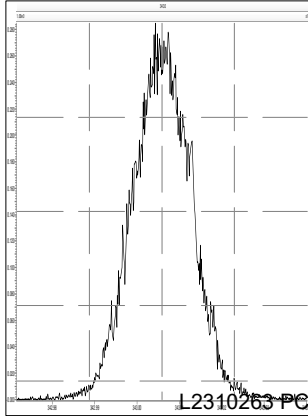
M 318.9792 R 11112



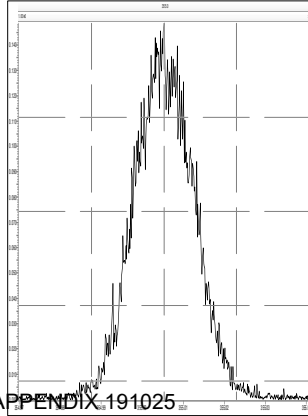
M 330.9792 R 11014



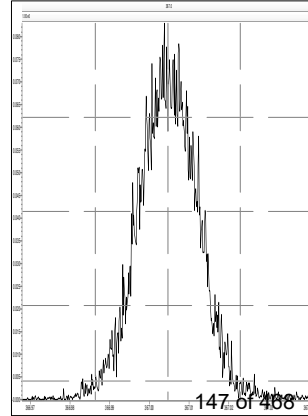
M 342.9792 R 10755



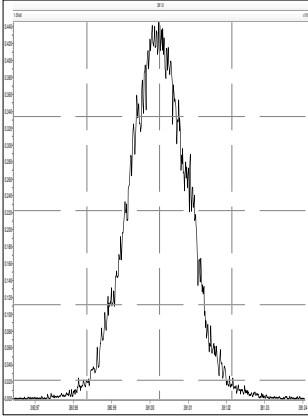
M 354.9792 R 11090



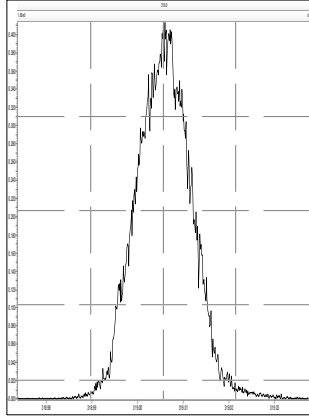
M 366.9792 R 11018



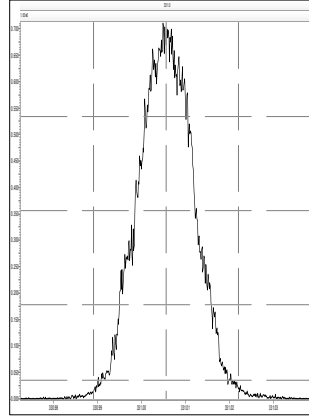
M 380.9760 R 10660



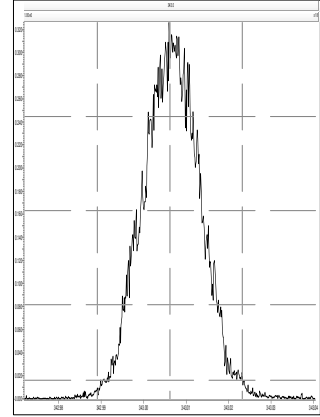
M 318.9792 R 11743



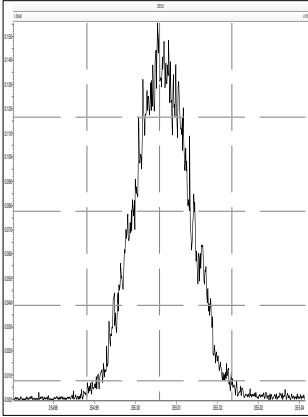
M 330.9792 R 11684



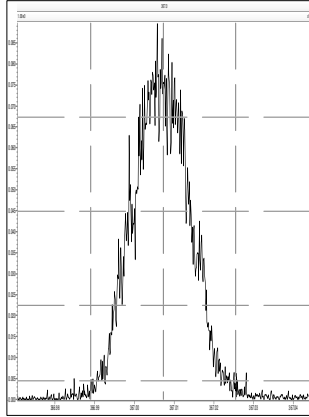
M 342.9792 R 10969



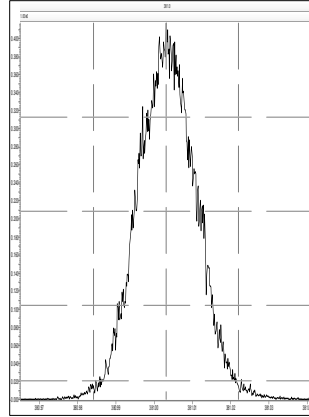
M 354.9792 R 11728



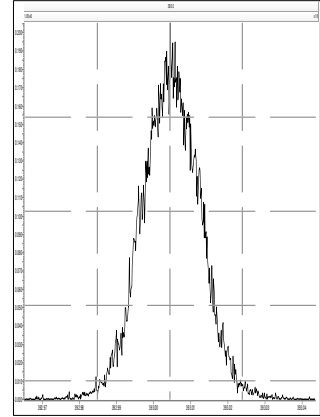
M 366.9792 R 11821



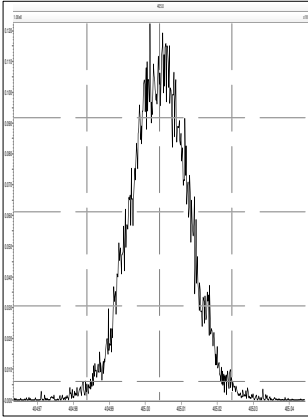
M 380.9760 R 10965



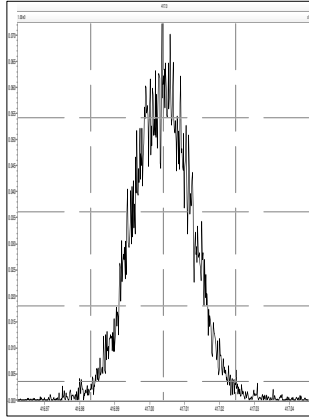
M 392.9760 R 11264



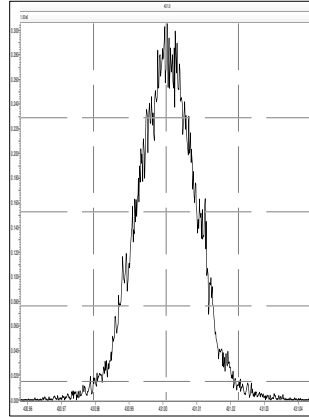
M 404.9760 R 11337



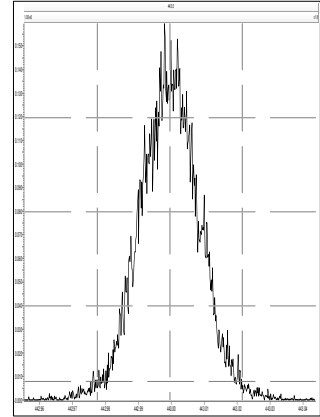
M 416.9760 R 11086



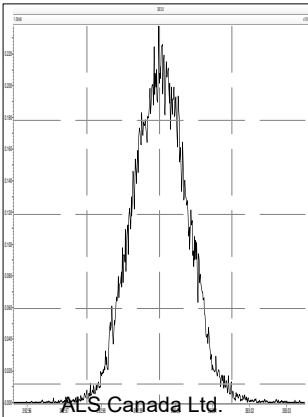
M 430.9728 R 10706



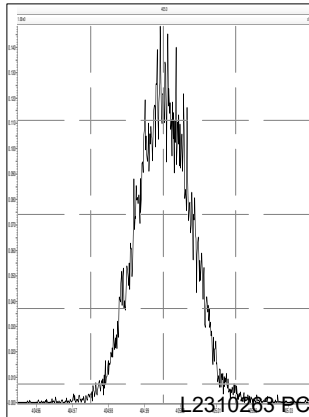
M 442.9728 R 11065



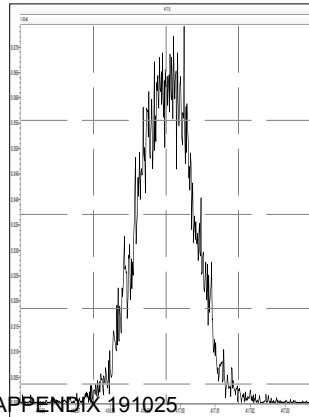
M 392.9760 R 12135



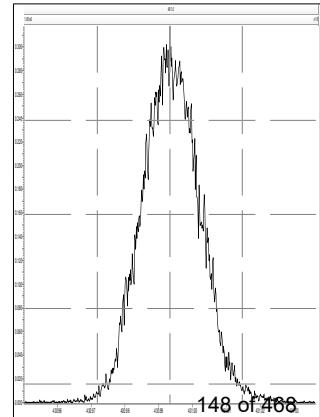
M 404.9760 R 12167



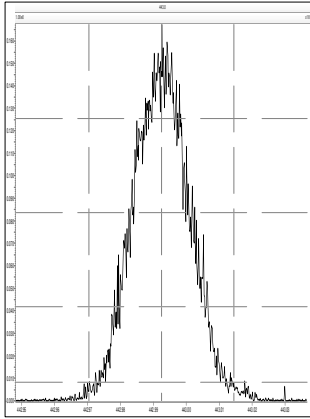
M 416.9760 R 12177



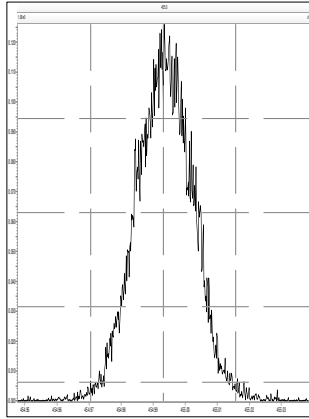
M 430.9728 R 11163



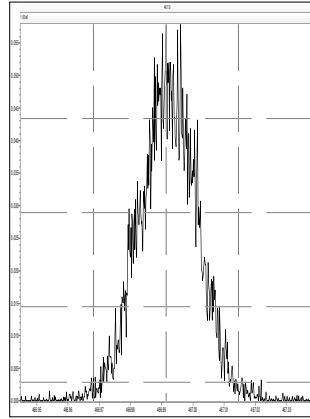
M 442.9728 R 11521



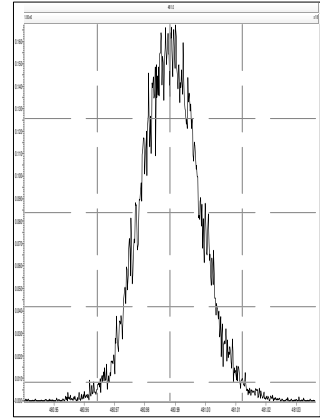
M 454.9728 R 11577



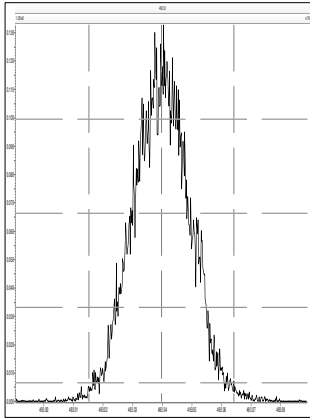
M 466.9728 R 11891



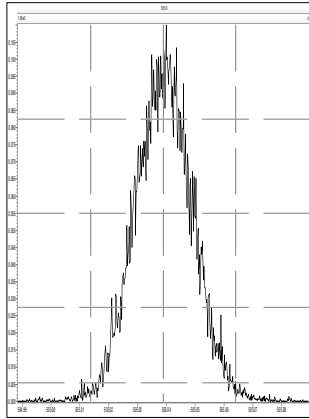
M 480.9696 R 10822



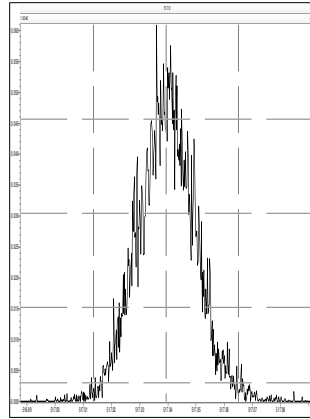
M 492.9696 R 11522



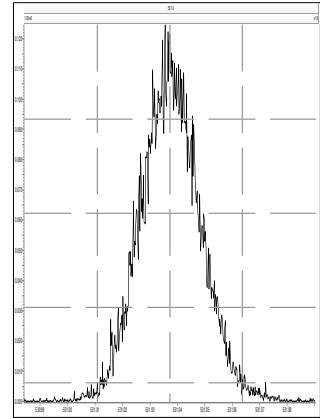
M 504.9696 R 11709



M 516.9697 R 11720

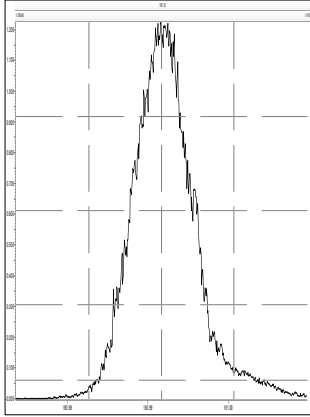


M 530.9664 R 11185

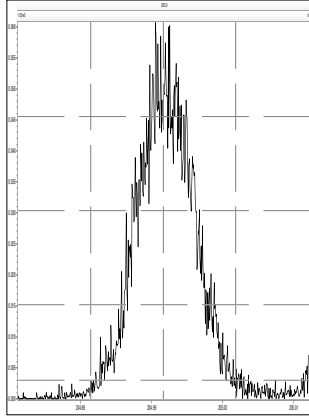


Printed: Friday, May 03, 2019 03:14:23 Eastern Daylight Time

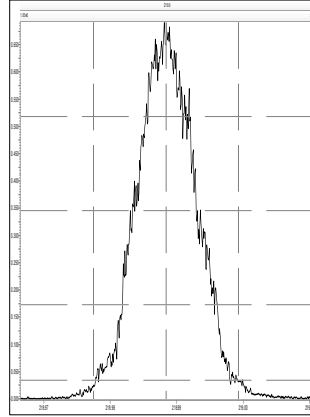
M 180.9888 R 9381



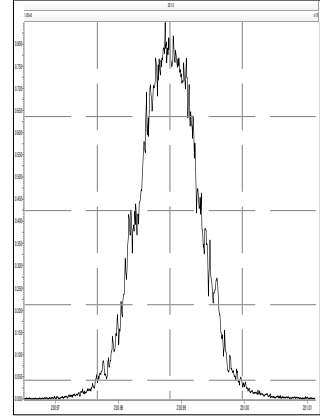
M 204.9888 R 11757



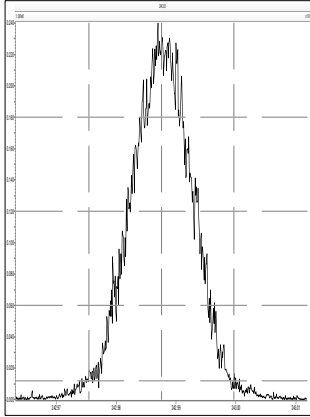
M 218.9856 R 10742



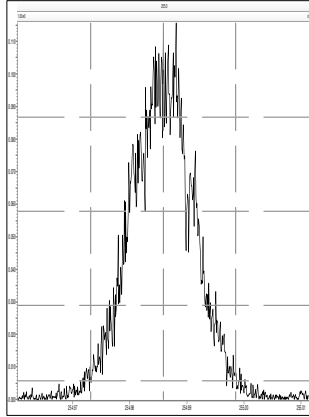
M 230.9856 R 10268



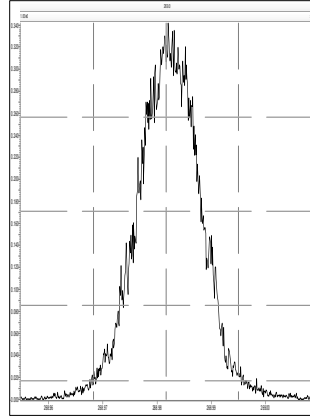
M 242.9856 R 10895



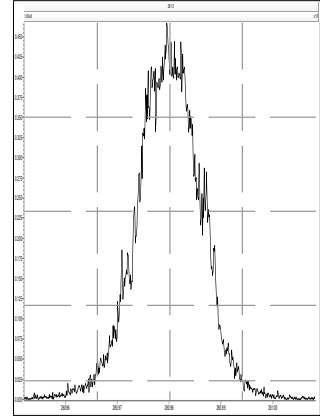
M 254.9856 R 10593



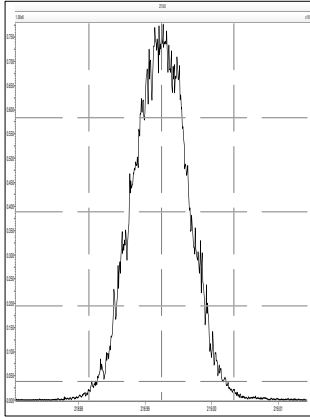
M 268.9824 R 9701



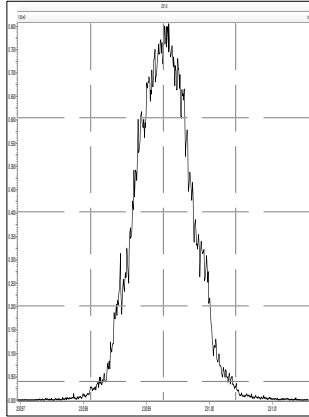
M 280.9824 R 9901



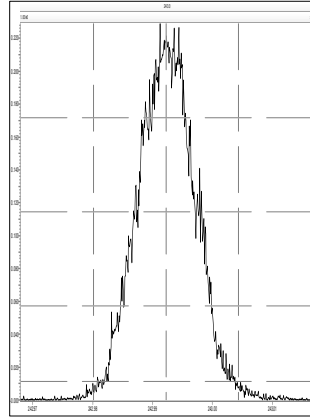
M 218.9856 R 11552



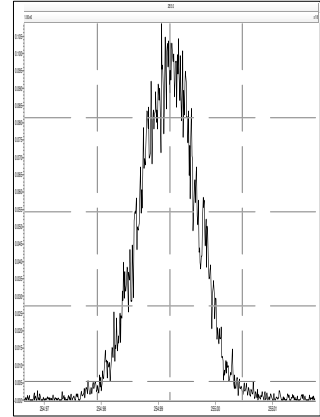
M 230.9856 R 11683



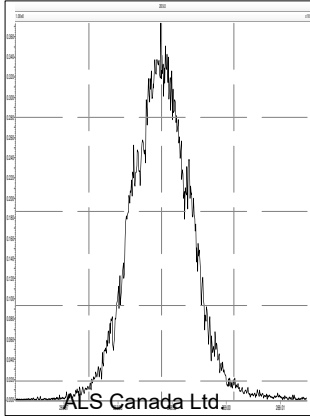
M 242.9856 R 10920



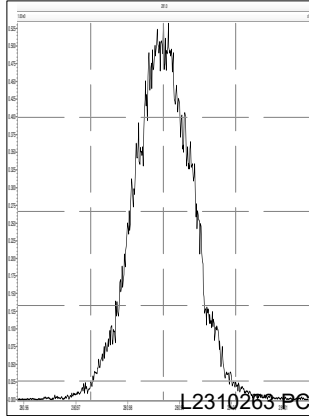
M 254.9856 R 11569



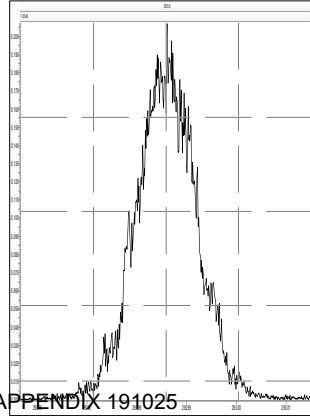
M 268.9824 R 10755



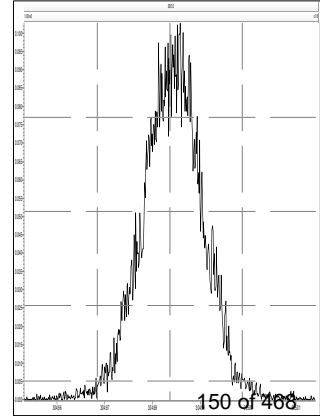
M 280.9824 R 10615



M 292.9824 R 10571

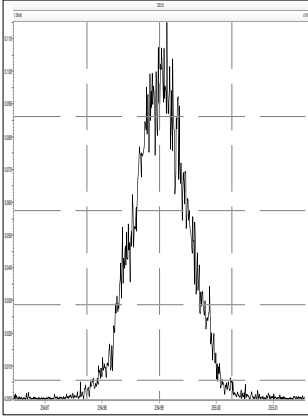


M 304.9824 R 11421

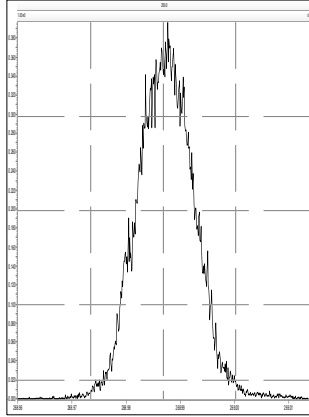


Printed: Friday, May 03, 2019 03:14:23 Eastern Daylight Time

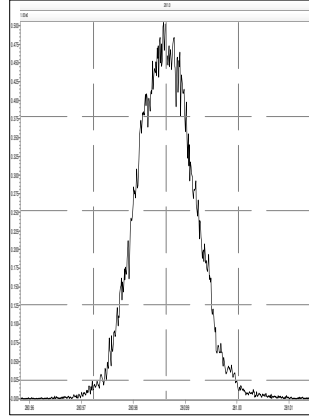
M 254.9856 R 11961



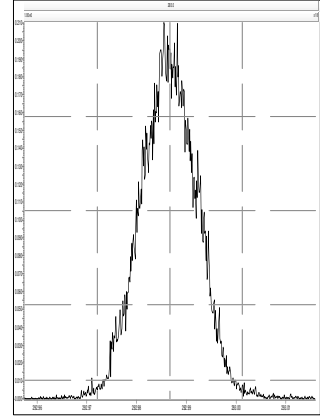
M 268.9824 R 11683



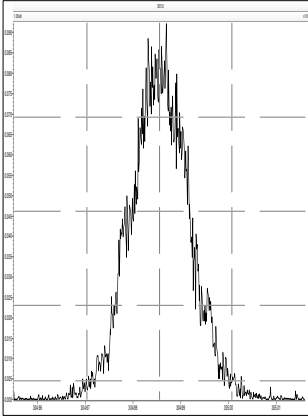
M 280.9824 R 11363



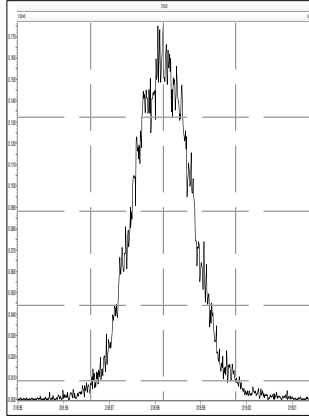
M 292.9824 R 11192



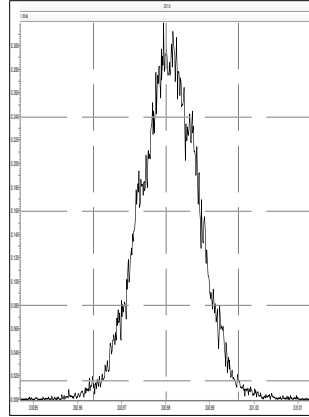
M 304.9824 R 11189



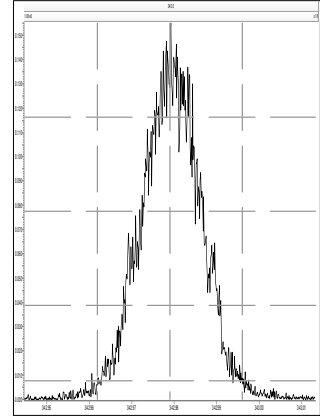
M 318.9792 R 11043



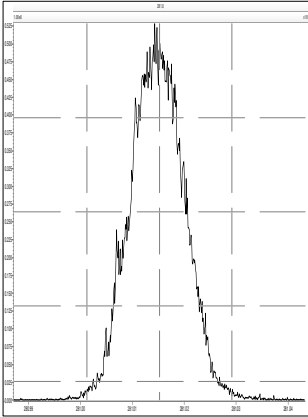
M 330.9792 R 10775



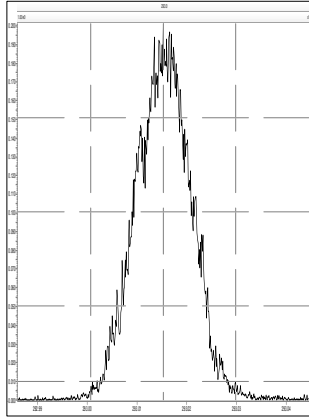
M 342.9792 R 10599



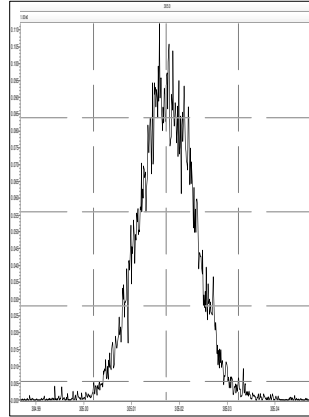
M 280.9824 R 11769



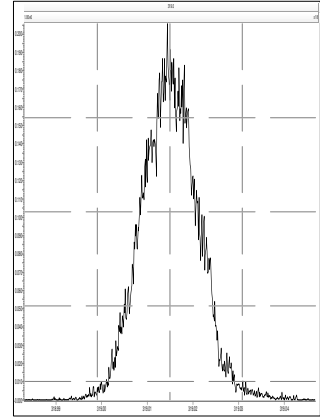
M 292.9824 R 11656



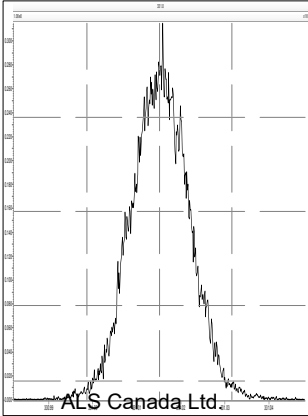
M 304.9824 R 11907



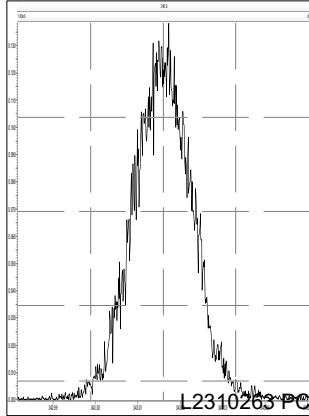
M 318.9792 R 11389



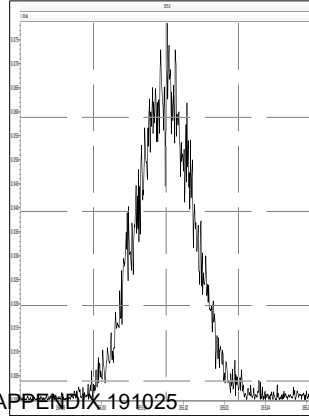
M 330.9792 R 11087



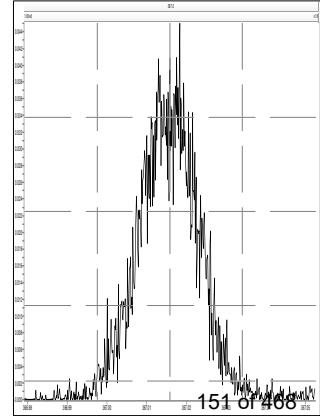
M 342.9792 R 10908



M 354.9792 R 11215

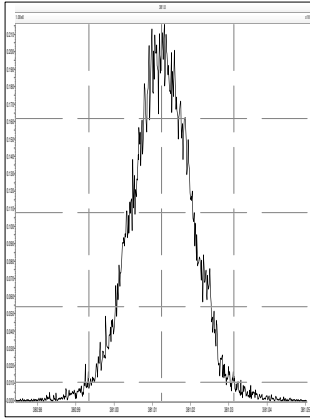


M 366.9792 R 11363

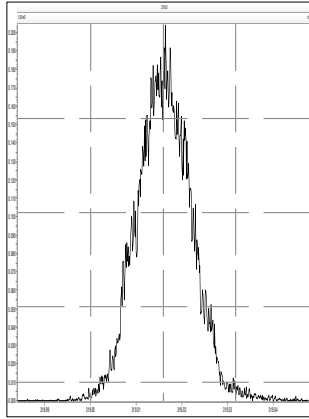


Printed: Friday, May 03, 2019 03:14:23 Eastern Daylight Time

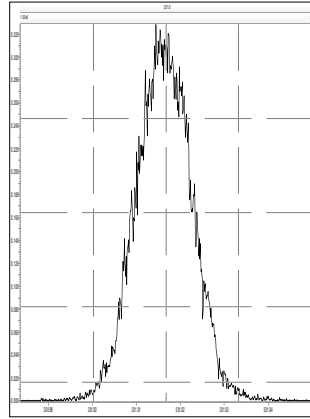
M 380.9760 R 10619



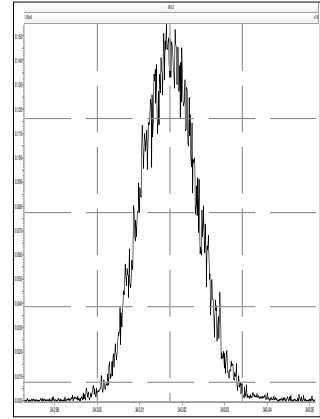
M 318.9792 R 11933



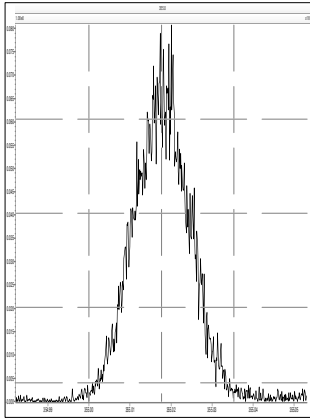
M 330.9792 R 11904



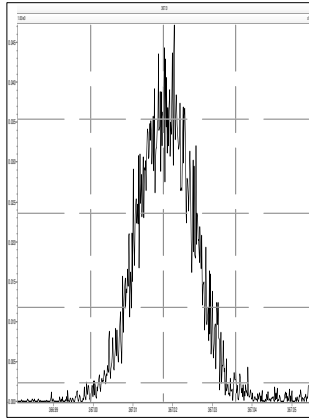
M 342.9792 R 11522



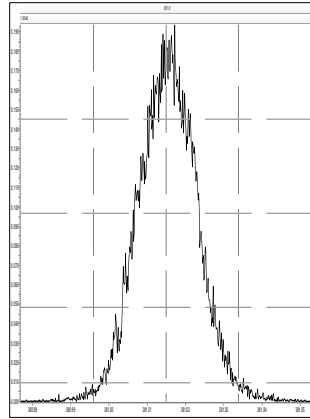
M 354.9792 R 12319



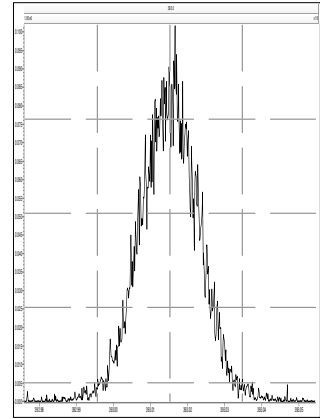
M 366.9792 R 12438



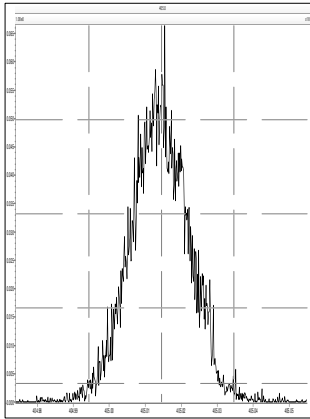
M 380.9760 R 10925



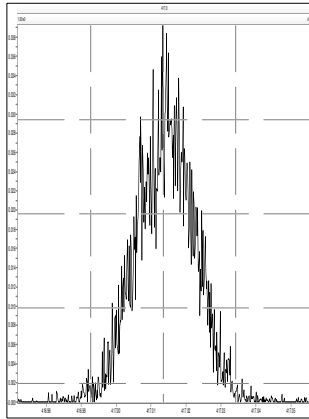
M 392.9760 R 11418



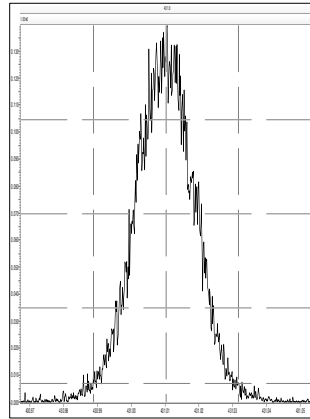
M 404.9760 R 11261



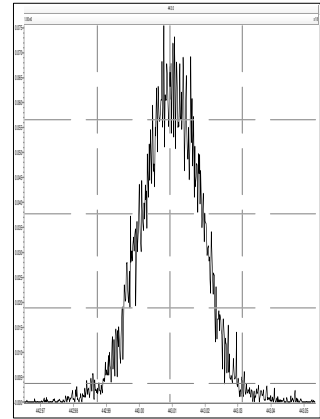
M 416.9760 R 12090



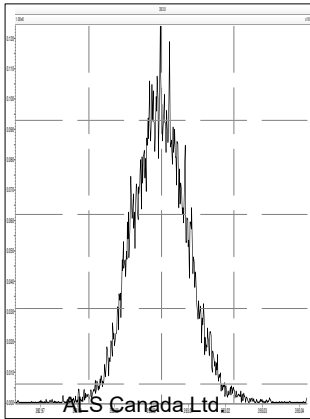
M 430.9728 R 10729



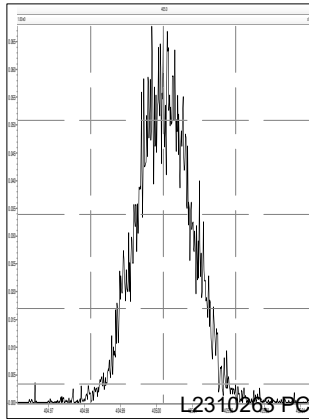
M 442.9728 R 10848



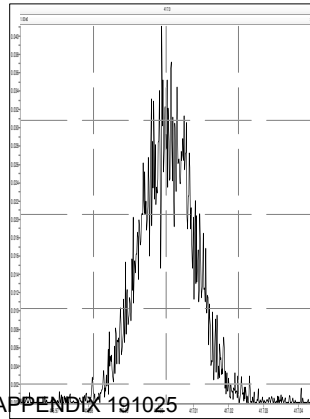
M 392.9760 R 12233



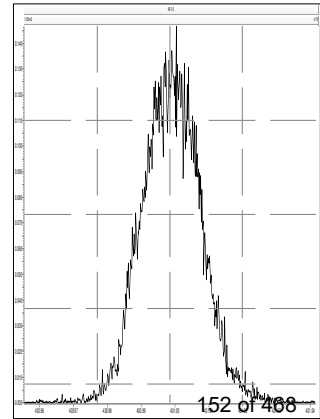
M 404.9760 R 12278



M 416.9760 R 12348

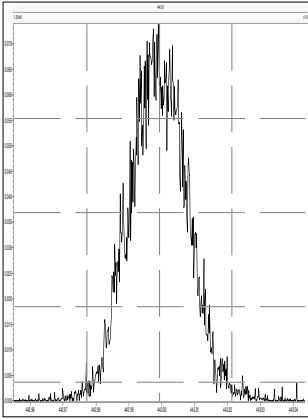


M 430.9728 R 10666

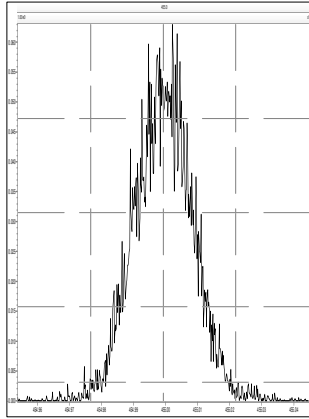


Printed: Friday, May 03, 2019 03:14:23 Eastern Daylight Time

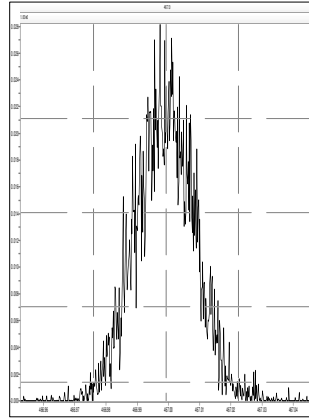
M 442.9728 R 11932



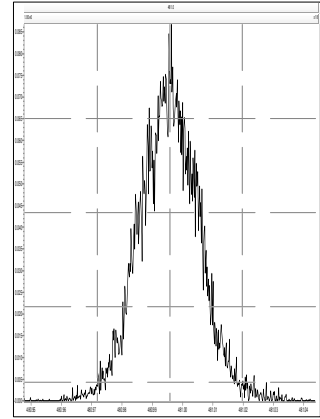
M 454.9728 R 11520



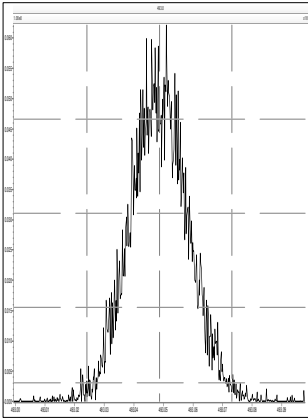
M 466.9728 R 12118



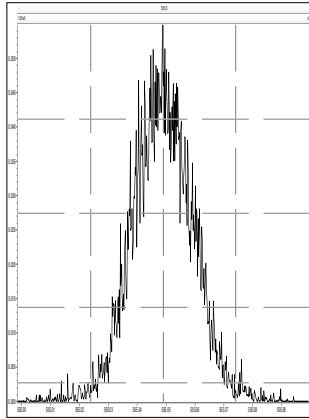
M 480.9696 R 10893



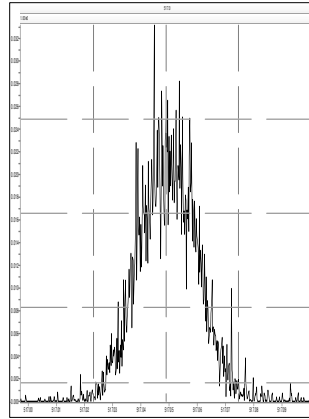
M 492.9696 R 11392



M 504.9696 R 11665



M 516.9697 R 12617



M 530.9664 R 11198

