

SVOC DATA PACKAGE

APPENDIX 1: INSTRUMENT OUTPUT DOCUMENTS

Including For Each Analytical Sequence::

- The scanned instrument runlogs
- Instrument output (SICP chromatograms) indicating the integrations used for quantification including:
 - GC chromatographic resolution checks, where appropriate
 - SICPs for the run
 - SICP chromatograms indicating both the automated and manual peak integration where this has been edited
- Reference peak profiles indicating the mass resolution
 - Pre-run mass calibration check printouts
 - Post-run mass calibration check printouts

Sample List Report

MassLynx 4.1 SCN815 SCN795

Sample List: C:\MassLynx\Default.pro\Sampledb\7-190724A-RUN.SPL

Page 1 of 2

Last Modified: Wednesday, July 24, 2019 16:18:07 Eastern Daylight Time

Printed: Thursday, July 25, 2019 15:37:45 Eastern Daylight Time

Page Position (1, 1)

File Name	Sample ID	File Text	MS File	Inlet File	Vial
1 7-190724A01	H7-19-CCV-CS3-0017	1613B-CS3+PERF-011D	Dioxin_1613B	Dioxin_1613B	Tray1:1
2 7-190724A02	H7-19-CCV-CS2-0017	1613B-CS2-011	Dioxin_1613B	Dioxin_1613B	Tray1:3
3 7-190724A03	H7-19-CCV-CS1-0017	1613B-CS1-011	Dioxin_1613B	Dioxin_1613B	Tray1:4
4 7-190724A04	H7-19-CCV-CS0-0017	1613B-CS0-011	Dioxin_1613B	Dioxin_1613B	Tray1:5
5 7-190724A05	H7-19-CCV-L0D-0017	1613B-L0D-011	Dioxin_1613B	Dioxin_1613B	Tray1:6
6 7-190724A06	H7-19-CCV-CS5-0017	1613B-CS5-011	Dioxin_1613B	Dioxin_1613B	Tray1:7
7 7-190724A07	H7-19-CCV-CS4-0017	1613B-CS4-011	Dioxin_1613B	Dioxin_1613B	Tray1:8
8 7-190724A08	H7-19-CCV-RS1-0017	1613B-RS1-011	Dioxin_1613B	Dioxin_1613B	Tray1:9
9 7-190724A09	H7-19-CCV-0487	1613B-CS3+PERF-011D	Dioxin_1613B	Dioxin_1613B	Tray1:1
10 7-190724A10	WG3093104-2	M23 LCS	Dioxin_1613B	Dioxin_1613B	Tray1:10
11 7-190724A11	TOLUENE	INST BLANK	Dioxin_1613B	Dioxin_1613B	Tray1:2
12 7-190724A12	TOLUENE	INST BLANK	Dioxin_1613B	Dioxin_1613B	Tray1:2
13 7-190724A13	WG3093104-1	M23 MB	Dioxin_1613B	Dioxin_1613B	Tray1:11
14 7-190724A14	WG3093104-4	M23 MB	Dioxin_1613B	Dioxin_1613B	Tray1:12
15 7-190724A15	L2300730-4	M23	Dioxin_1613B	Dioxin_1613B	Tray1:13
16 7-190724A16	L2300730-1	M23	Dioxin_1613B	Dioxin_1613B	Tray1:14
17 7-190724A17	L2300730-2	M23	Dioxin_1613B	Dioxin_1613B	Tray1:15
18 7-190724A18	L2300730-3	M23	Dioxin_1613B	Dioxin_1613B	Tray1:16
19 7-190724A19	H7-19-CCV-0488	1613B-CS3+PERF-011D	Dioxin_1613B	Dioxin_1613B	Tray1:1
20 7-190724A20	WG3104968-2	DX LCS RX	Dioxin_1613B	Dioxin_1613B	Tray1:17
21 7-190724A21	WG3102342-2	M23 LCS	Dioxin_1613B	Dioxin_1613B	Tray1:18
22 7-190724A22	TOLUENE	INST BLANK	Dioxin_1613B	Dioxin_1613B	Tray1:2
23 7-190724A23	TOLUENE	INST BLANK	Dioxin_1613B	Dioxin_1613B	Tray1:2
24 7-190724A24	WG3104968-1	DX MB RX	Dioxin_1613B	Dioxin_1613B	Tray1:19
25 7-190724A25	WG3102342-1	M23 MB	Dioxin_1613B	Dioxin_1613B	Tray1:20
26 7-190724A26	WG3102342-4	M23 MB	Dioxin_1613B	Dioxin_1613B	Tray1:21
27 7-190724A27	L2283658-26	DX RX	Dioxin_1613B	Dioxin_1613B	Tray1:22
28 7-190724A28	L2283658-28	DX RX	Dioxin_1613B	Dioxin_1613B	Tray1:23
29 7-190724A29	L2308172-3	M23	Dioxin_1613B	Dioxin_1613B	Tray1:24
30 7-190724A30	L2308172-1	M23	Dioxin_1613B	Dioxin_1613B	Tray1:25
31 7-190724A31	L2308172-2	M23	Dioxin_1613B	Dioxin_1613B	Tray1:26
32 7-190724A32	H7-19-CCV-0489	1613B-CS3+PERF-011D	Dioxin_1613B	Dioxin_1613B	Tray1:1
33 7-190724A33	CCV TEST	1613B-CS3+PERF-011C	Dioxin_1613B	Dioxin_1613B	Tray1:78

VP ✓

PMR ✓

INJ AI ✓ A2(CQ1) ✓ A2(CQ2) ✓

CO AI MB CONTAMINATION A2 ✓

REL/PAT AI ✓ A2(CQ1) ✓ A2(CQ2) CCV 489 2378 TCAF ↑ (122)

DILN AI ✓ A2(CQ1) ✓ A2(CQ2) ✓

LM/DPE AI ✓ A2(CQ1) ✓ A2(CQ2) ✓

CC ✓✓

MR ✓

RL ✓

RES ✓

DATA ✓

✓ 7-190724A-ICAL-1613/M23

✓ 7-190724A-ICAL-1613/M23-QC

✓ 7-190724A1-Q1-0725 TP ✓

✓ 7-190724A2-Q1-0725 TP

✓ 7-190724A2-Q2-0725 TP

Sample List Report**MassLynx MassLynx V4.1 SCN 901**

Sample List: C:\MassLynx\Dioxin.PRO\SampleDB\7-190724A-ICAL_M23.SPL
Last Modified: Thursday, July 25, 2019 09:27:01 Eastern Daylight Time
Printed: Friday, August 30, 2019 14:23:52 Eastern Daylight Time

Page 1 of 1

Page Position (1, 1)

	File Name	Sample ID	File Text	Sample Type	Na Conc Te	Na Conc Pe-Hp	Na Conc Oc	ES Conc Te-Hp	ES Conc Oc	Conc IS	Conc CS	Conc FS 37Cl	Conc FS Pe-Hp
1	7-190724A03	H7-19-CCV-CS1-0017	1613B-CS1-011	Standard	0.5	2.5	5	100	200	100	100	0.5	100
2	7-190724A02	H7-19-CCV-CS2-0017	1613B-CS2-011	Standard	2	10	20	100	200	100	100	2	100
3	7-190724A01	H7-19-CCV-CS3-0017	1613B-CS3+PERF-011D	Standard	10	50	100	100	200	100	100	10	100
4	7-190724A07	H7-19-CCV-CS4-0017	1613B-CS4-011	Standard	40	200	400	100	200	100	100	40	100
5	7-190724A06	H7-19-CCV-CS5-0017	1613B-CS5-011	Standard	200	1000	2000	100	200	100	100	200	100
6	7-190724A05	H7-19-CCV-LOD-0017	1613B-LOD-011	Analyte	0.25	.25	0.5	100	200	100	100	.25	100
7	7-190724A08	H7-19-CCV-RS1-0017	1613B-RS1-011	Analyte	10	50	100	100	200	100	100	10	100
8	7-190724A09	H7-19-CCV-0487	1613B-CS3+PERF-011D	Analyte	10	50	100	100	200	100	100	10	100

Quantify Sample Summary Report **MassLynx MassLynx V4.1 SCN 901**

Dataset: C:\MassLynx\Dioxin.PRO\Result Files\7-190724A-ICAL_M23.qld

Last Altered: Thursday, July 25, 2019 09:29:35 Eastern Daylight Time

Printed: Friday, August 30, 2019 14:29:16 Eastern Daylight Time

Method: C:\MassLynx\Dioxin.PRO\MethDB\Dioxin_M23A.mdb 24 Jul 2019 09:33:17

Calibration: C:\MassLynx\Dioxin.PRO\CurveDB\7-190724A-CAL5-M23.cdb 25 Jul 2019 09:29:35

Name: 7-190724A03, Date: 24-Jul-2019, Time: 17:20:05, ID: H7-19-CCV-CS1-0017, Description: 1613B-CS1-011, Vial: Tray1:4

	Target Analyte	#Hom	Total Area	Ion1 Area	Ion2 Area	Ra	Ra Fail=YES	RT	RRT	RT LCL	RT UCL	pg	%Rec	Mod.Comment	Noise 1	Noise 2
1	2378-TCDD		5561.676	2316.770	3245	0.71	NO	28.05	1.00	28.02	28.08	0.44939	89.9	TP190725MB	382	345
2	12378-PeCDD		17430.063	10548.040	6882	1.53	NO	32.12	1.00	32.08	32.15	2.26995	90.8		399	240
3	123478-HxCDD		15673.090	8626.969	7046	1.22	NO	34.16	1.00	34.13	34.19	2.16198	86.5		538	652
4	123678-HxCDD		17666.568	9973.602	7693	1.30	NO	34.21	1.00	34.17	34.24	2.23507	89.4		538	652
5	123789-HxCDD		17243.076	9444.572	7799	1.21	NO	34.34	1.00	34.30	34.37	2.25286	90.1		538	652
6	1234678-HpCDD		12698.377	6389.053	6309	1.01	NO	35.82	1.00	35.79	35.86	2.25526	90.2		379	399
7	OCDD		23299.026	11039.463	12260	0.90	NO	37.32	1.00	37.29	37.35	4.85334	97.1		310	320
8	2378-TCDF		6884.790	2951.840	3933	0.75	NO	27.13	1.00	27.09	27.16	0.45902	91.8	TP190725MB	225	337
9	12378-PeCDF		24506.256	14899.446	9607	1.55	NO	31.18	1.00	31.15	31.22	2.30879	92.4		596	509
10	23478-PeCDF		26092.842	15935.753	10157	1.57	NO	31.89	1.17	31.86	31.93	2.21174	88.5		596	509
11	123478-HxCDF		21365.201	11342.419	10023	1.13	NO	33.67	0.98	33.64	33.70	2.35850	94.3		926	1521
12	123678-HxCDF		23209.851	12480.979	10729	1.16	NO	33.73	1.00	33.70	33.77	2.38179	95.3		926	1521
13	234678-HxCDF		21516.606	11576.021	9941	1.16	NO	34.06	0.99	34.03	34.10	2.36000	94.4		926	1521
14	123789-HxCDF		18055.545	9942.916	8113	1.23	NO	34.48	1.00	34.44	34.51	2.26539	90.6		926	1521
15	1234678-HpCDF		13777.711	9029.604	4748	1.90	NO	35.27	1.00	35.23	35.30	2.26734	90.7		812	598
16	1234789-HpCDF		11573.741	7421.344	4152	1.79	NO	36.08	1.05	36.04	36.11	2.25369	90.1		812	598
17	OCDF		25271.510	11893.870	13378	0.89	NO	37.41	1.00	37.38	37.45	4.57819	91.6		242	350
18	37Cl-2378-TCDD FS		6000.608	6000.608				28.06	1.00	28.03	28.10	0.46744	93.5		366	
19	13C-123478-HxCDD FS		713431.907	397953.188	315479	1.26	NO	34.15	0.99	34.11	34.18	92.91431	92.9		3953	2705
20	13C-23478-PeCDF FS		1292339.7...	788051.938	504288	1.56	NO	31.88	1.17	31.85	31.92	99.64227	99.6		1755	1429
21	13C-123478-HxCDF FS		869618.063	295185.563	574433	0.51	NO	33.66	0.98	33.62	33.69	101.47236	101.5		2558	4071
22	13C-1234789-HpCDF FS		544752.844	171487.344	373266	0.46	NO	36.07	1.05	36.03	36.10	95.98473	96.0		1772	2734
23	13C-2378-TCDD ES		1112524.751	489844.313	622680	0.79	NO	28.04	1.02	28.00	28.07	98.60117	98.6		1203	1124
24	13C-12378-PeCDD ES		854083.344	521794.125	332289	1.57	NO	32.10	1.17	32.07	32.14	92.31767	92.3		2149	1338
25	13C-123678-HxCDD ES		853575.250	473654.375	379921	1.25	NO	34.20	1.00	34.17	34.23	99.44837	99.4		3953	2705
26	13C-1234678-HpCDD ES		607849.406	314466.656	293383	1.07	NO	35.82	1.04	35.79	35.86	92.01603	92.0		1119	2257
27	13C-OCDD ES		1005641.3...	471962.031	533679	0.88	NO	37.32	1.09	37.29	37.35	170.11587	85.1		1270	1430
28	13C-2378-TCDF ES		1762434.1...	753366.188	1009068	0.75	NO	27.11	0.99	27.08	27.15	98.76698	98.8		2190	1165
29	13C-12378-PeCDF ES		1240837.7...	763855.813	476982	1.60	NO	31.17	1.14	31.14	31.20	94.07009	94.1		1755	1429
30	13C-123678-HxCDF ES		990445.875	343774.500	646671	0.53	NO	33.73	0.98	33.69	33.76	95.78082	95.8		2558	4071
31	13C-1234678-HpCDF ES		694087.859	213209.703	480878	0.44	NO	35.26	1.03	35.22	35.29	94.28102	94.3		1772	2734
32	13C-123789-HxCDF CS		807164.751	272819.938	534345	0.51	NO	34.48	1.00	34.44	34.51	94.39790	94.4		2558	4071
33	13C-1234-TCDD IS		1240529.3...	547801.625	692728	0.79	NO	27.35	0.00	27.32	27.38	107.07969	107.1		1203	1124
34	13C-123789-HxCDD IS		784190.626	435078.813	349112	1.25	NO	34.33	0.00	34.30	34.36	99.21759	99.2		3953	2705

Quantify Sample Summary Report MassLynx MassLynx V4.1 SCN 901

Dataset: C:\MassLynx\Dioxin.PRO\Result Files\7-190724A-ICAL_M23.qld

Last Altered: Thursday, July 25, 2019 09:29:35 Eastern Daylight Time

Printed: Friday, August 30, 2019 14:29:16 Eastern Daylight Time

Name: 7-190724A03, Date: 24-Jul-2019, Time: 17:20:05, ID: H7-19-CCV-CS1-0017, Description: 1613B-CS1-011, Vial: Tray1:4

	Target Analyte	#Hom	Total Area	Ion1 Area	Ion2 Area	Ra	Ra Fail=YES	RT	RRT	RT LCL	RT UCL	pg	%Rec	Mod.Comment	Noise 1	Noise 2
35	Total-Tetradoxins	1		2316.770								0.44939			382	
36	Total-Pentadoxins	1		10548.040								2.26995			399	
37	Total-Hexadoxins	3		28045.143								6.64990			538	
38	Total-Heptadoxins	1		6389.053								2.25526			379	
39	Total-OCDD	1		11039.463								4.85334			310	
40	Total-Tetrafurans	1		2951.840								0.45902			225	
41	Total-PeCDF-F1			0.000											271	
42	Total-Pentafurans	2		30835.199								4.52053			596	
43	Total-Hexafurans	5		45591.867								9.41332			926	
44	Total-Heptafurans	2		16450.948								4.52103			812	
45	Totals-OCDF	1		11893.870								4.57819			242	
46	Totals-37Cl-2378-TCDD	1		6000.608								0.46744			366	

Quantify Sample Summary Report **MassLynx MassLynx V4.1 SCN 901**

Dataset: C:\MassLynx\Dioxin.PRO\Result Files\7-190724A-ICAL_M23.qld

Last Altered: Thursday, July 25, 2019 09:29:35 Eastern Daylight Time

Printed: Friday, August 30, 2019 14:29:16 Eastern Daylight Time

Name: 7-190724A02, Date: 24-Jul-2019, Time: 16:37:39, ID: H7-19-CCV-CS2-0017, Description: 1613B-CS2-011, Vial: Tray1:3

	Target Analyte	#Hom	Total Area	Ion1 Area	Ion2 Area	Ra	Ra Fail=YES	RT	RRT	RT LCL	RT UCL	pg	%Rec	Mod.Comment	Noise 1	Noise 2
1	2378-TCDD		17086.433	7459.367	9627	0.77	NO	28.08	1.00	28.05	28.11	1.79614	89.8	TP190725MB	443	465
2	12378-PeCDD		61730.098	38621.121	23109	1.67	NO	32.12	1.00	32.08	32.15	9.95203	99.5		498	189
3	123478-HxCDD		57534.662	31918.717	25616	1.25	NO	34.15	0.99	34.12	34.19	9.89936	99.0		2378	1068
4	123678-HxCDD		62534.199	34923.789	27610	1.26	NO	34.21	1.00	34.17	34.24	9.86821	98.7		2378	1068
5	123789-HxCDD		60150.000	33370.398	26780	1.25	NO	34.33	1.00	34.30	34.36	9.80248	98.0		2378	1068
6	1234678-HpCDD		48752.092	24779.729	23972	1.03	NO	35.82	1.00	35.79	35.86	9.54711	95.5		584	547
7	OCDD		89717.996	41115.734	48602	0.85	NO	37.32	1.00	37.29	37.35	19.61950	98.1		629	896
8	2378-TCDF		21273.431	9279.833	11994	0.77	NO	27.16	1.00	27.12	27.19	1.85073	92.5	TP190725MB	503	405
9	12378-PeCDF		82897.121	50516.328	32381	1.56	NO	31.19	1.00	31.16	31.23	9.74619	97.5		498	523
10	23478-PeCDF		93438.340	56733.262	36705	1.55	NO	31.89	1.16	31.86	31.93	9.88381	98.8		498	523
11	123478-HxCDF		76648.484	41895.449	34753	1.21	NO	33.66	0.98	33.63	33.70	9.80190	98.0		1430	1096
12	123678-HxCDF		82416.055	44234.582	38181	1.16	NO	33.73	1.00	33.70	33.77	9.79763	98.0		1430	1096
13	234678-HxCDF		76892.235	42111.559	34781	1.21	NO	34.06	0.99	34.02	34.09	9.77009	97.7		1430	1096
14	123789-HxCDF		64073.484	35299.859	28774	1.23	NO	34.48	1.00	34.44	34.51	9.31296	93.1		1430	1096
15	1234678-HpCDF		52871.058	34867.652	18003	1.94	NO	35.27	1.00	35.23	35.30	9.70153	97.0		705	712
16	1234789-HpCDF		43254.015	28478.158	14776	1.93	NO	36.07	1.05	36.03	36.10	9.39138	93.9		705	712
17	OCDF		103506.864	48533.934	54973	0.88	NO	37.40	1.00	37.37	37.44	19.68509	98.4		585	737
18	37Cl-2378-TCDD FS		18498.189	18498.189				28.08	1.00	28.05	28.11	1.87468	93.7		409	
19	13C-123478-HxCDD FS		623258.437	347587.906	275671	1.26	NO	34.15	0.99	34.11	34.18	101.24643	101.2		2403	2576
20	13C-23478-PeCDF FS		1019298.5...	622580.000	396719	1.57	NO	31.88	1.16	31.85	31.92	98.07444	98.1		1129	1178
21	13C-123478-HxCDF FS		725540.766	246551.203	478990	0.51	NO	33.66	0.98	33.62	33.69	98.07499	98.1		1600	2929
22	13C-1234789-HpCDF FS		499044.765	151116.859	347928	0.43	NO	36.07	1.05	36.03	36.10	98.04479	98.0		1392	1860
23	13C-2378-TCDD ES		855150.875	378069.125	477082	0.79	NO	28.05	1.02	28.02	28.08	98.89282	98.9		1013	2013
24	13C-12378-PeCDD ES		689926.157	422698.969	267227	1.58	NO	32.10	1.17	32.07	32.14	97.30537	97.3		827	696
25	13C-123678-HxCDD ES		684321.750	381694.125	302628	1.26	NO	34.20	1.00	34.17	34.23	101.28576	101.3		2403	2576
26	13C-1234678-HpCDD ES		551271.313	277222.500	274049	1.01	NO	35.81	1.04	35.78	35.85	106.01445	106.0		1642	3006
27	13C-OCDD ES		957937.844	449486.063	508452	0.88	NO	37.31	1.09	37.28	37.35	205.85965	102.9		1030	1049
28	13C-2378-TCDF ES		1350659.3...	588845.125	761814	0.77	NO	27.13	0.99	27.09	27.16	98.76301	98.8		2276	1989
29	13C-12378-PeCDF ES		994322.969	593505.500	400817	1.48	NO	31.18	1.14	31.15	31.22	98.35890	98.4		1129	1178
30	13C-123678-HxCDF ES		854975.188	298933.063	556042	0.54	NO	33.73	0.98	33.69	33.76	105.03487	105.0		1600	2929
31	13C-1234678-HpCDF ES		622489.531	191206.875	431283	0.44	NO	35.26	1.03	35.22	35.29	107.41725	107.4		1392	1860
32	13C-123789-HxCDF CS		692194.750	234405.750	457789	0.51	NO	34.47	1.00	34.44	34.50	102.83966	102.8		1600	2929
33	13C-1234-TCDD IS		950730.469	418691.281	532039	0.79	NO	27.38	0.00	27.35	27.41	82.06491	82.1		1013	2013
34	13C-123789-HxCDD IS		617290.313	345703.344	271587	1.27	NO	34.33	0.00	34.30	34.36	78.10098	78.1		2403	2576
35	Total-Tetradoxins	1		7459.367								1.79614			443	
36	Total-Pentadoxins	2		39094.888								10.07610			498	
37	Total-Hexadoxins	3		100212.904								29.57005			2378	

Quantify Sample Summary Report MassLynx MassLynx V4.1 SCN 901

Dataset: C:\MassLynx\Dioxin.PRO\Result Files\7-190724A-ICAL_M23.qld

Last Altered: Thursday, July 25, 2019 09:29:35 Eastern Daylight Time

Printed: Friday, August 30, 2019 14:29:16 Eastern Daylight Time

Name: 7-190724A02, Date: 24-Jul-2019, Time: 16:37:39, ID: H7-19-CCV-CS2-0017, Description: 1613B-CS2-011, Vial: Tray1:3

	Target Analyte	#Hom	Total Area	Ion1 Area	Ion2 Area	Ra	Ra Fail=YES	RT	RRT	RT LCL	RT UCL	pg	%Rec	Mod.Comment	Noise 1	Noise 2
38	Total-Heptadioxins	2		25237.599								9.72842			584	
39	Total-OCDD	1		41115.734								19.61950			629	
40	Total-Tetrafurans	1		9279.833								1.85073			503	
41	Total-PeCDF-F1			0.000								0.00000			283	
42	Total-Pentafurans	3		109167.791								19.97774			498	
43	Total-Hexafurans	4		163541.449								38.68257			1430	
44	Total-Heptafurans	2		63345.810								19.09291			705	
45	Totals-OCDF	1		48533.934								19.68509			585	
46	Totals-37Cl-2378-TCDD	3		18963.349								1.92183			409	

Quantify Sample Summary Report **MassLynx MassLynx V4.1 SCN 901**

Dataset: C:\MassLynx\Dioxin.PRO\Result Files\7-190724A-ICAL_M23.qld

Last Altered: Thursday, July 25, 2019 09:29:35 Eastern Daylight Time

Printed: Friday, August 30, 2019 14:29:16 Eastern Daylight Time

Name: 7-190724A01, Date: 24-Jul-2019, Time: 15:56:22, ID: H7-19-CCV-CS3-0017, Description: 1613B-CS3+PERF-011D, Vial: Tray1:1

	Target Analyte	#Hom	Total Area	Ion1 Area	Ion2 Area	Ra	Ra Fail=YES	RT	RRT	RT LCL	RT UCL	pg	%Rec	Mod.Comment	Noise 1	Noise 2
1	2378-TCDD		143318.571	61960.391	81358	0.76	NO	28.06	1.00	28.03	28.10	11.33398	113.3		587	550
2	12378-PeCDD		417930.750	260858.875	157072	1.66	NO	32.12	1.00	32.08	32.15	51.30454	102.6		955	1427
3	123478-HxCDD		388332.203	213163.984	175168	1.22	NO	34.15	0.99	34.12	34.19	51.28883	102.6	TP190725MB	2312	5045
4	123678-HxCDD		419047.438	230903.688	188144	1.23	NO	34.21	1.00	34.17	34.24	50.76048	101.5	TP190725MB	2312	5045
5	123789-HxCDD		405279.125	220368.578	184911	1.19	NO	34.34	1.00	34.30	34.37	50.69865	101.4	TP190725MB	2312	5045
6	1234678-HpCDD		332091.594	168513.906	163578	1.03	NO	35.82	1.00	35.79	35.86	51.07096	102.1		1422	1509
7	OCDD		582877.001	273294.438	309583	0.88	NO	37.32	1.00	37.29	37.35	98.24942	98.2		962	714
8	2378-TCDF		166899.289	71594.148	95305	0.75	NO	27.14	1.00	27.11	27.18	10.72773	107.3	TP190725MS	836	816
9	12378-PeCDF		565438.126	341363.438	224075	1.52	NO	31.19	1.00	31.16	31.23	50.52657	101.1		1744	1087
10	23478-PeCDF		621680.250	375400.469	246280	1.52	NO	31.90	1.17	31.87	31.94	49.98108	100.0		1744	1087
11	123478-HxCDF		503416.766	273460.875	229956	1.19	NO	33.67	0.98	33.64	33.70	49.81118	99.6		2204	2927
12	123678-HxCDF		548355.953	294295.469	254060	1.16	NO	33.74	1.00	33.71	33.77	50.43875	100.9		2204	2927
13	234678-HxCDF		508184.063	273782.313	234402	1.17	NO	34.06	0.99	34.03	34.10	49.96082	99.9		2204	2927
14	123789-HxCDF		452188.125	248624.016	203564	1.22	NO	34.48	1.00	34.45	34.52	50.85352	101.7		2204	2927
15	1234678-HpCDF		344897.735	223510.266	121387	1.84	NO	35.27	1.00	35.23	35.30	50.73193	101.5		1622	967
16	1234789-HpCDF		296616.305	191022.516	105594	1.81	NO	36.08	1.05	36.04	36.11	51.62584	103.3		1622	967
17	OCDF		672249.000	316543.250	355706	0.89	NO	37.41	1.00	37.38	37.45	98.54695	98.5		824	1109
18	37Cl-2378-TCDD FS		136713.484	136713.484				28.06	1.00	28.03	28.10	10.42324	104.2		620	
19	13C-123478-HxCDD FS		804602.313	463261.188	341341	1.36	NO	34.15	0.99	34.11	34.18	100.33089	100.3		2966	2644
20	13C-23478-PeCDF FS		1364441.8...	829611.375	534831	1.55	NO	31.89	1.17	31.86	31.93	99.78120	99.8		790	813
21	13C-123478-HxCDF FS		945944.406	319855.906	626089	0.51	NO	33.66	0.98	33.63	33.70	98.93607	98.9		2149	2968
22	13C-1234789-HpCDF FS		631609.579	193992.516	437617	0.44	NO	36.07	1.05	36.03	36.10	99.47241	99.5		1656	3570
23	13C-2378-TCDD ES		1136712.0...	506773.219	629939	0.80	NO	28.05	1.02	28.02	28.08	99.97591	100.0		1042	1310
24	13C-12378-PeCDD ES		906078.532	556960.688	349118	1.60	NO	32.10	1.17	32.07	32.14	97.19030	97.2		1615	735
25	13C-123678-HxCDD ES		891494.157	484662.594	406832	1.19	NO	34.21	1.00	34.17	34.24	100.41952	100.4		2966	2644
26	13C-1234678-HpCDD ES		701985.094	358857.875	343127	1.05	NO	35.81	1.04	35.78	35.85	102.73990	102.7		1435	2637
27	13C-OCDD ES		1242775.0...	590517.188	652258	0.91	NO	37.31	1.09	37.28	37.35	203.25350	101.6		1543	1345
28	13C-2378-TCDF ES		1828094.0...	785634.063	1042460	0.75	NO	27.13	0.99	27.09	27.16	101.66463	101.7		2302	1252
29	13C-12378-PeCDF ES		1308242.3...	802402.625	505840	1.59	NO	31.18	1.14	31.15	31.22	98.42315	98.4		790	813
30	13C-123678-HxCDF ES		1104996.5...	377736.281	727260	0.52	NO	33.73	0.98	33.69	33.76	103.31241	103.3		2149	2968
31	13C-1234678-HpCDF ES		776538.750	239383.750	537155	0.45	NO	35.26	1.03	35.22	35.29	101.98040	102.0		1656	3570
32	13C-123789-HxCDF CS		898799.251	308953.563	589846	0.52	NO	34.47	1.00	34.44	34.50	101.62642	101.6		2149	2968
33	13C-1234-TCDD IS		1250070.5...	559239.563	690831	0.81	NO	27.36	0.00	27.33	27.40	107.90327	107.9		1042	1310
34	13C-123789-HxCDD IS		811106.469	446906.531	364200	1.23	NO	34.33	0.00	34.30	34.36	102.62304	102.6		2966	2644
35	Total-Tetradoxins	6		281092.473								51.70352			587	
36	Total-Pentadoxins	3		820222.344								161.69152			955	
37	Total-Hexadoxins	5		893912.901								205.05262			2312	

Quantify Sample Summary Report MassLynx MassLynx V4.1 SCN 901

Dataset: C:\MassLynx\Dioxin.PRO\Result Files\7-190724A-ICAL_M23.qld

Last Altered: Thursday, July 25, 2019 09:29:35 Eastern Daylight Time

Printed: Friday, August 30, 2019 14:29:16 Eastern Daylight Time

Name: 7-190724A01, Date: 24-Jul-2019, Time: 15:56:22, ID: H7-19-CCV-CS3-0017, Description: 1613B-CS3+PERF-011D, Vial: Tray1:1

	Target Analyte	#Hom	Total Area	Ion1 Area	Ion2 Area	Ra	Ra Fail=YES	RT	RRT	RT LCL	RT UCL	pg	%Rec	Mod.Comment	Noise 1	Noise 2
38	Total-Heptadioxins	3		330404.131								100.23914			1422	
39	Total-OCDD	1		273294.438								98.24942			962	
40	Total-Tetrafurans	8		359202.243								53.81021			836	
41	Total-PeCDF-F1	1		507558.531								63.30914			332	
42	Total-Pentafurans	4		1069297.035								149.42948			1744	
43	Total-Hexafurans	6		1204196.101								221.85143			2204	
44	Total-Heptafurans	3		415212.238								102.52301			1622	
45	Totals-OCDF	1		316543.250								98.54695			824	
46	Totals-37Cl-2378-TCDD	7		138851.301								10.58623			620	

Quantify Sample Summary Report **MassLynx MassLynx V4.1 SCN 901**

Dataset: C:\MassLynx\Dioxin.PRO\Result Files\7-190724A-ICAL_M23.qld

Last Altered: Thursday, July 25, 2019 09:29:35 Eastern Daylight Time

Printed: Friday, August 30, 2019 14:29:16 Eastern Daylight Time

Name: 7-190724A07, Date: 24-Jul-2019, Time: 20:08:24, ID: H7-19-CCV-CS4-0017, Description: 1613B-CS4-011, Vial: Tray1:8

	Target Analyte	#Hom	Total Area	Ion1 Area	Ion2 Area	Ra	Ra Fail=YES	RT	RRT	RT LCL	RT UCL	pg	%Rec	Mod.Comment	Noise 1	Noise 2
1	2378-TCDD		530261.547	230444.797	299817	0.77	NO	28.04	1.00	28.00	28.07	41.52640	103.8		733	664
2	12378-PeCDD		1792126.1...	1114138.250	677988	1.64	NO	32.10	1.00	32.07	32.14	210.83751	105.4		509	384
3	123478-HxCDD		1730325.6...	980033.438	750292	1.31	NO	34.15	1.00	34.11	34.18	213.01056	106.5		1619	1562
4	123678-HxCDD		1921779.4...	1034977.188	886802	1.17	NO	34.20	1.00	34.17	34.23	216.98013	108.5		1619	1562
5	123789-HxCDD		1876910.2...	1033769.188	843141	1.23	NO	34.32	1.00	34.29	34.36	218.84649	109.4		1619	1562
6	1234678-HpCDD		1440766.6...	731637.250	709129	1.03	NO	35.81	1.00	35.78	35.85	215.96430	108.0		1127	1336
7	OCDD		2601668.5...	1215995.875	1385673	0.88	NO	37.31	1.00	37.28	37.35	423.32767	105.8		1590	1794
8	2378-TCDF		649456.281	280739.281	368717	0.76	NO	27.11	1.00	27.08	27.15	42.47101	106.2		677	1001
9	12378-PeCDF		2393944.1...	1455947.000	937997	1.55	NO	31.17	1.00	31.14	31.20	212.35958	106.2		1709	1662
10	23478-PeCDF		2727082.6...	1646694.125	1080389	1.52	NO	31.88	1.17	31.85	31.92	217.65063	108.8		1709	1662
11	123478-HxCDF		2183907.2...	1182618.250	1001289	1.18	NO	33.66	0.98	33.62	33.69	211.11911	105.6		1607	2918
12	123678-HxCDF		2355465.2...	1276813.875	1078651	1.18	NO	33.73	1.00	33.69	33.76	211.67651	105.8		1607	2918
13	234678-HxCDF		2198517.8...	1186244.125	1012274	1.17	NO	34.05	0.99	34.02	34.08	211.17028	105.6		1607	2918
14	123789-HxCDF		1976403.3...	1067152.375	909251	1.17	NO	34.47	1.00	34.44	34.50	217.15593	108.6		1607	2918
15	1234678-HpCDF		1503104.3...	978326.750	524778	1.86	NO	35.26	1.00	35.22	35.29	213.85324	106.9		1987	1255
16	1234789-HpCDF		1261316.3...	819998.750	441318	1.86	NO	36.07	1.05	36.03	36.10	212.34000	106.2		1987	1255
17	OCDF		3050182.6...	1435480.500	1614702	0.89	NO	37.39	1.00	37.36	37.43	431.62886	107.9		1253	2366
18	37Cl-2378-TCDD FS		525536.875	525536.875				28.04	1.00	28.00	28.07	39.67790	99.2		512	
19	13C-123478-HxCDD FS		871437.750	497892.156	373546	1.33	NO	34.14	0.99	34.11	34.17	101.28466	101.3		1929	2397
20	13C-23478-PeCDF FS		1406424.0...	857491.375	548933	1.56	NO	31.87	1.17	31.84	31.90	102.10171	102.1		2680	1602
21	13C-123478-HxCDF FS		993176.563	338428.063	654749	0.52	NO	33.65	0.98	33.62	33.68	101.48685	101.5		2218	3864
22	13C-1234789-HpCDF FS		668063.156	207699.656	460364	0.45	NO	36.05	1.05	36.02	36.09	101.76704	101.8		1228	2688
23	13C-2378-TCDD ES		1147879.4...	503014.688	644865	0.78	NO	28.01	1.02	27.97	28.04	99.82658	99.8		1036	830
24	13C-12378-PeCDD ES		945448.719	576697.250	368751	1.56	NO	32.09	1.17	32.06	32.13	100.27671	100.3		1038	723
25	13C-123678-HxCDD ES		956455.126	510294.938	446160	1.14	NO	34.19	1.00	34.16	34.23	98.91942	98.9		1929	2397
26	13C-1234678-HpCDD ES		720204.251	365948.188	354256	1.03	NO	35.80	1.04	35.77	35.84	96.77969	96.8		2237	3082
27	13C-OCDD ES		1287422.0...	605115.750	682306	0.89	NO	37.30	1.09	37.27	37.34	193.32309	96.7		1240	1410
28	13C-2378-TCDF ES		1796839.1...	790552.625	1006287	0.79	NO	27.10	0.99	27.06	27.13	98.80652	98.8		1852	1394
29	13C-12378-PeCDF ES		1317847.4...	805275.500	512572	1.57	NO	31.16	1.14	31.13	31.19	98.03457	98.0		2680	1602
30	13C-123678-HxCDF ES		1131010.5...	385594.719	745416	0.52	NO	33.71	0.98	33.68	33.75	97.09023	97.1		2218	3864
31	13C-1234678-HpCDF ES		802837.157	248023.719	554813	0.45	NO	35.24	1.03	35.21	35.28	96.80512	96.8		1228	2688
32	13C-123789-HxCDF CS		958064.906	329611.156	628454	0.52	NO	34.46	1.00	34.42	34.49	99.46176	99.5		2218	3864
33	13C-1234-TCDD IS		1264239.9...	561205.750	703034	0.80	NO	27.34	0.00	27.30	27.37	109.12634	109.1		1036	830
34	13C-123789-HxCDD IS		883406.469	472876.281	410530	1.15	NO	34.32	0.00	34.28	34.35	111.77060	111.8		1929	2397
35	Total-Tetradoxins	3		235405.535								42.45918			733	
36	Total-Pentadoxins	3		1115892.013								211.19134			509	
37	Total-Hexadoxins	5		3060609.815								651.34485			1619	

Quantify Sample Summary Report MassLynx MassLynx V4.1 SCN 901

Dataset: C:\MassLynx\Dioxin.PRO\Result Files\7-190724A-ICAL_M23.qld

Last Altered: Thursday, July 25, 2019 09:29:35 Eastern Daylight Time

Printed: Friday, August 30, 2019 14:29:16 Eastern Daylight Time

Name: 7-190724A07, Date: 24-Jul-2019, Time: 20:08:24, ID: H7-19-CCV-CS4-0017, Description: 1613B-CS4-011, Vial: Tray1:8

	Target Analyte	#Hom	Total Area	Ion1 Area	Ion2 Area	Ra	Ra Fail=YES	RT	RRT	RT LCL	RT UCL	pg	%Rec	Mod.Comment	Noise 1	Noise 2
38	Total-Heptadioxins	2		737606.057								217.68341			1127	
39	Total-OCDD	1		1215995.875								423.32767			1590	
40	Total-Tetrafurans	3		285566.884								43.17021			677	
41	Total-PeCDF-F1			0.000											541	
42	Total-Pentafurans	6		3149913.061								436.64489			1709	
43	Total-Hexafurans	5		4713207.538								851.19028			1607	
44	Total-Heptafurans	2		1798325.500								426.19324			1987	
45	Totals-OCDF	1		1435480.500								431.62886			1253	
46	Totals-37Cl-2378-TCDD	4		525983.143								39.71159			512	

Quantify Sample Summary Report **MassLynx MassLynx V4.1 SCN 901**

Dataset: C:\MassLynx\Dioxin.PRO\Result Files\7-190724A-ICAL_M23.qld

Last Altered: Thursday, July 25, 2019 09:29:35 Eastern Daylight Time

Printed: Friday, August 30, 2019 14:29:16 Eastern Daylight Time

Name: 7-190724A06, Date: 24-Jul-2019, Time: 19:26:19, ID: H7-19-CCV-CS5-0017, Description: 1613B-CS5-011, Vial: Tray1:7

	Target Analyte	#Hom	Total Area	Ion1 Area	Ion2 Area	Ra	Ra Fail=YES	RT	RRT	RT LCL	RT UCL	pg	%Rec	Mod.Comment	Noise 1	Noise 2
1	2378-TCDD		2330419.5...	1025588.188	1304831	0.79	NO	28.04	1.00	28.00	28.07	206.31766	103.2		614	1186
2	12378-PeCDD		8365073.7...	5168945.500	3196128	1.62	NO	32.10	1.00	32.07	32.14	1016.53938	101.7		340	637
3	123478-HxCDD		8383075.5...	4625876.500	3757199	1.23	NO	34.15	1.00	34.11	34.18	1054.44455	105.4		1153	22995
4	123678-HxCDD		8833401.2...	4878257.500	3955144	1.23	NO	34.20	1.00	34.17	34.23	1019.04053	101.9		1153	22995
5	123789-HxCDD		8481091.5...	4682618.500	3798473	1.23	NO	34.32	1.00	34.29	34.36	1010.40367	101.0		1153	22995
6	1234678-HpCDD		7129120.0...	3615655.750	3513464	1.03	NO	35.81	1.00	35.78	35.85	1041.94520	104.2		3663	1955
7	OCDD		14116263....	6599701.500	7516562	0.88	NO	37.31	1.00	37.28	37.35	2015.08949	100.8		2483	2780
8	2378-TCDF		2774352.1...	1199917.875	1574434	0.76	NO	27.11	1.00	27.08	27.15	204.40988	102.2		1079	976
9	12378-PeCDF		11309996....	6853938.000	4456059	1.54	NO	31.17	1.00	31.14	31.20	1029.53437	103.0		951	692
10	23478-PeCDF		12686865....	7671785.000	5015080	1.53	NO	31.88	1.17	31.85	31.92	1039.05011	103.9		951	692
11	123478-HxCDF		10447436....	5636749.500	4810687	1.17	NO	33.66	0.98	33.62	33.69	1024.59050	102.5		772	5895
12	123678-HxCDF		10972712....	5939206.500	5033506	1.18	NO	33.73	1.00	33.69	33.76	1000.36198	100.0		772	5895
13	234678-HxCDF		10507926....	5678041.500	4829885	1.18	NO	34.05	0.99	34.02	34.08	1023.92240	102.4		772	5895
14	123789-HxCDF		9506905.0...	5151402.500	4355503	1.18	NO	34.47	1.00	34.44	34.50	1059.69892	106.0		772	5895
15	1234678-HpCDF		7273423.2...	4714547.000	2558876	1.84	NO	35.26	1.00	35.22	35.29	1039.00619	103.9		2628	4716
16	1234789-HpCDF		6301699.5...	4101108.750	2200591	1.86	NO	36.05	1.05	36.02	36.09	1065.16787	106.5		2628	4716
17	OCDF		16682970....	7860989.000	8821981	0.89	NO	37.39	1.00	37.36	37.43	2071.13251	103.6		2160	2504
18	37Cl-2378-TCDD FS		2562339.0...	2562339.000				28.04	1.00	28.00	28.07	218.70072	109.4		810	
19	13C-123478-HxCDD FS		877631.282	487894.469	389737	1.25	NO	34.14	0.99	34.11	34.17	104.22370	104.2		1596	2145
20	13C-23478-PeCDF FS		1347715.1...	821573.625	526142	1.56	NO	31.87	1.17	31.84	31.90	100.40039	100.4		1071	879
21	13C-123478-HxCDF FS		964936.126	325397.063	639539	0.51	NO	33.65	0.98	33.62	33.68	100.02973	100.0		1410	3092
22	13C-1234789-HpCDF FS		684751.813	210267.469	474484	0.44	NO	36.05	1.05	36.02	36.09	104.73103	104.7		1243	996
23	13C-2378-TCDD ES		1015378.8...	446545.531	568833	0.79	NO	28.02	1.02	27.99	28.05	102.70353	102.7		1082	790
24	13C-12378-PeCDD ES		915298.719	563473.125	351826	1.60	NO	32.09	1.17	32.06	32.13	112.90997	112.9		1397	871
25	13C-123678-HxCDD ES		936089.813	520888.844	415201	1.25	NO	34.19	1.00	34.16	34.23	99.92693	99.9		1596	2145
26	13C-1234678-HpCDD ES		738643.813	376613.563	362030	1.04	NO	35.80	1.04	35.77	35.84	102.44993	102.4		2840	2419
27	13C-OCDD ES		1467476.1...	693918.438	773558	0.90	NO	37.30	1.09	37.27	37.34	227.44788	113.7		852	950
28	13C-2378-TCDF ES		1594819.7...	687800.438	907019	0.76	NO	27.10	0.99	27.06	27.13	101.99887	102.0		1888	2064
29	13C-12378-PeCDF ES		1284235.2...	780255.625	503980	1.55	NO	31.16	1.14	31.13	31.19	111.11329	111.1		1071	879
30	13C-123678-HxCDF ES		1114857.719	372216.031	742642	0.50	NO	33.72	0.98	33.69	33.75	98.78167	98.8		1410	3092
31	13C-1234678-HpCDF ES		799603.875	246116.375	553488	0.44	NO	35.24	1.03	35.21	35.28	99.51621	99.5		1243	996
32	13C-123789-HxCDF CS		948859.281	322264.781	626595	0.51	NO	34.46	1.00	34.42	34.49	101.67427	101.7		1410	3092
33	13C-1234-TCDD IS		1086981.5...	478979.281	608002	0.79	NO	27.35	0.00	27.32	27.38	93.82579	93.8		1082	790
34	13C-123789-HxCDD IS		855879.281	473893.531	381986	1.24	NO	34.32	0.00	34.28	34.35	108.28780	108.3		1596	2145
35	Total-Tetradoxins	4		1047808.971								210.91738			614	
36	Total-Pentadoxins	4		5179957.562								1018.68103			340	
37	Total-Hexadoxins	4		14187713.1...								3084.11237			1153	

Quantify Sample Summary Report MassLynx MassLynx V4.1 SCN 901

Dataset: C:\MassLynx\Dioxin.PRO\Result Files\7-190724A-ICAL_M23.qld

Last Altered: Thursday, July 25, 2019 09:29:35 Eastern Daylight Time

Printed: Friday, August 30, 2019 14:29:16 Eastern Daylight Time

Name: 7-190724A06, Date: 24-Jul-2019, Time: 19:26:19, ID: H7-19-CCV-CS5-0017, Description: 1613B-CS5-011, Vial: Tray1:7

	Target Analyte	#Hom	Total Area	Ion1 Area	Ion2 Area	Ra	Ra Fail=YES	RT	RRT	RT LCL	RT UCL	pg	%Rec	Mod.Comment	Noise 1	Noise 2
38	Total-Heptadioxins	4		3640868.516								1049.24837			3663	
39	Total-OCDD	1		6599701.500								2015.08949			2483	
40	Total-Tetrafurans	5		1218425.157								207.61703			1079	
41	Total-PeCDF-F1			0.000											260	
42	Total-Pentafurans	8		14747796.0...								2100.23058			951	
43	Total-Hexafurans	7		22415702.1...								4110.37811			772	
44	Total-Heptafurans	4		8825835.469								2106.58683			2628	
45	Totals-OCDF	2		7861175.902								2071.18051			2160	
46	Totals-37Cl-2378-TCDD	6		2563346.216								218.78668			810	

Quantify Sample Report MassLynx MassLynx V4.1 SCN 901

Dataset: C:\MassLynx\Dioxin.PRO\Result Files\7-190724A-ICAL_M23.qld

Last Altered: Thursday, July 25, 2019 09:29:35 Eastern Daylight Time

Printed: Friday, August 30, 2019 14:29:16 Eastern Daylight Time

Method: C:\MassLynx\Dioxin.PRO\MethDB\Dioxin_M23A.mdb 24 Jul 2019 09:33:17

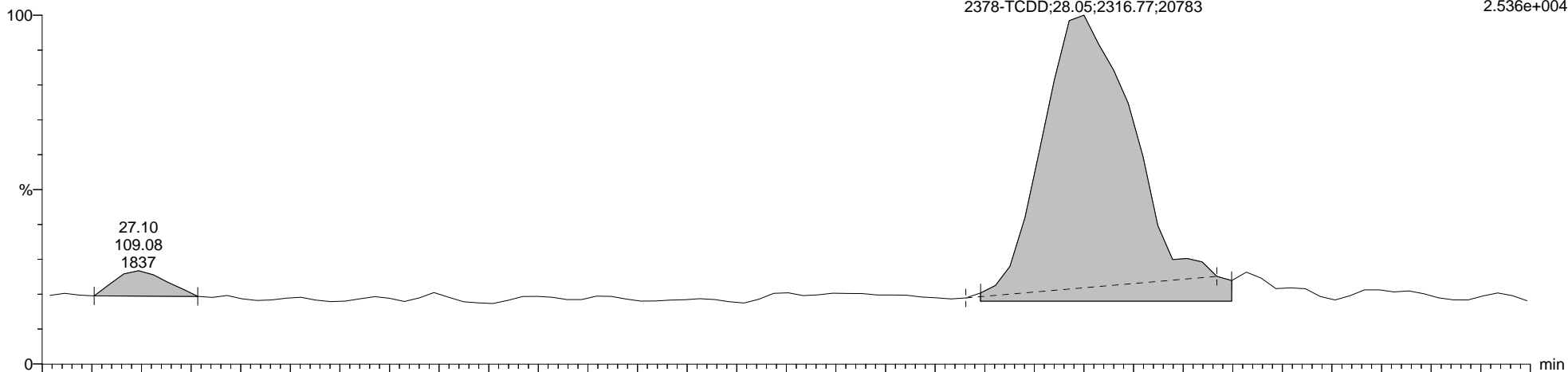
Calibration: C:\MassLynx\Dioxin.PRO\CurveDB\7-190724A-CAL5-M23.cdb 25 Jul 2019 09:29:35

Name: 7-190724A03, Date: 24-Jul-2019, Time: 17:20:05, ID: H7-19-CCV-CS1-0017, Description: 1613B-CS1-011, Vial: Tray1:4

2378-TCDD

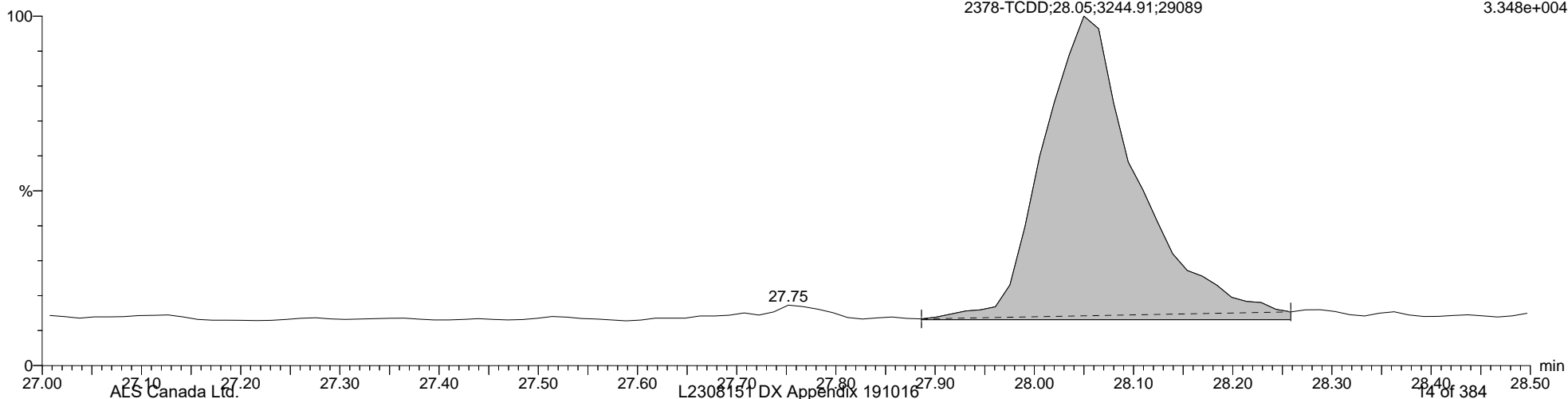
7-190724A03 Smooth(SG,1x1)
1613B-CS1-011 H7-19-CCV-CS1-0017

F1:Voltage SIR,EI+
319.8965
2.536e+004



7-190724A03 Smooth(SG,1x1)
1613B-CS1-011 H7-19-CCV-CS1-0017

F1:Voltage SIR,EI+
321.8936
3.348e+004



Quantify Sample Report MassLynx MassLynx V4.1 SCN 901

Dataset: C:\MassLynx\Dioxin.PRO\Result Files\7-190724A-ICAL_M23.qld

Last Altered: Thursday, July 25, 2019 09:29:35 Eastern Daylight Time

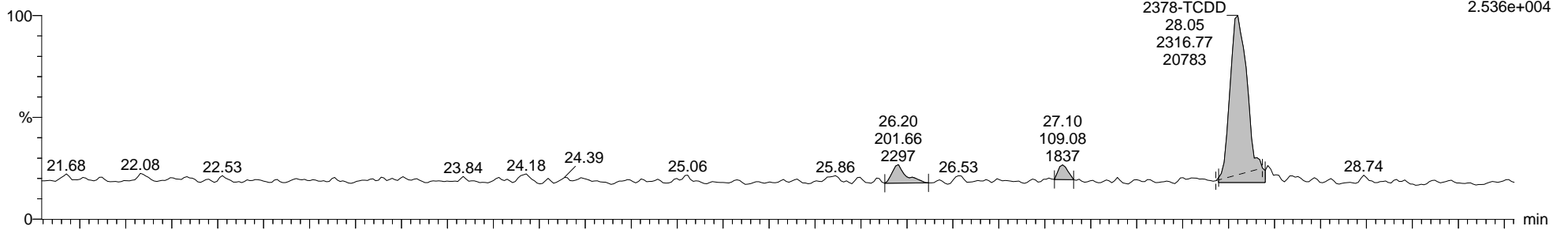
Printed: Friday, August 30, 2019 14:29:16 Eastern Daylight Time

Name: 7-190724A03, Date: 24-Jul-2019, Time: 17:20:05, ID: H7-19-CCV-CS1-0017, Description: 1613B-CS1-011, Vial: Tray1:4

Total-Tetradoxins

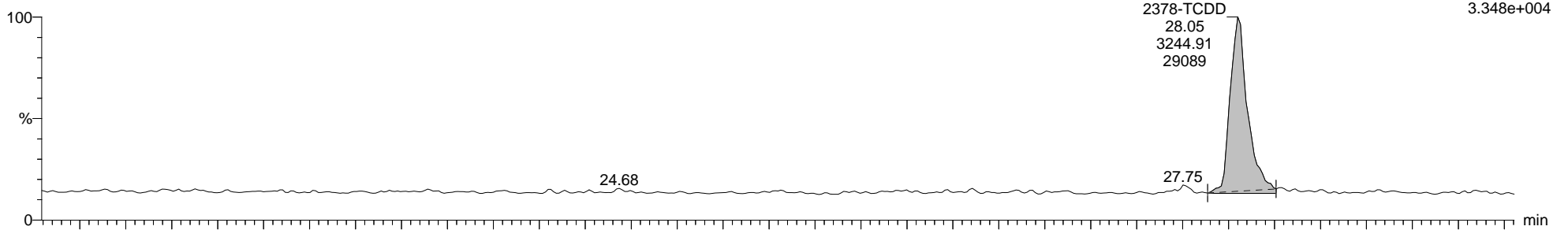
7-190724A03 Smooth(SG,1x1)
1613B-CS1-011 H7-19-CCV-CS1-0017

F1:Voltage SIR,EI+
319.8965
2.536e+004



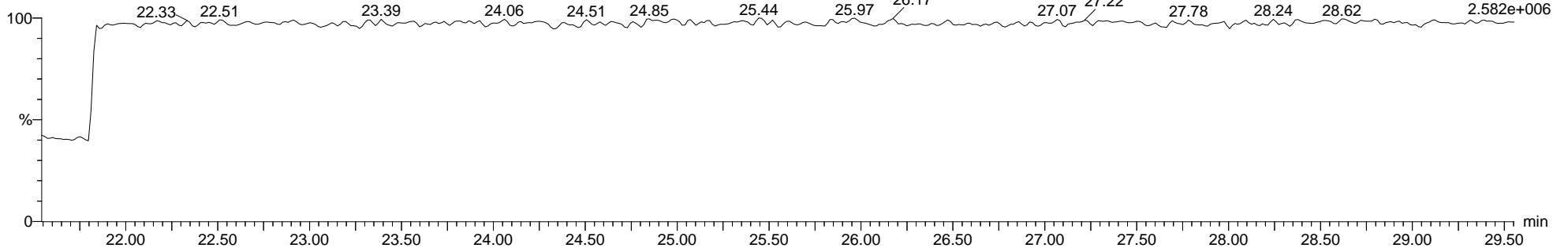
7-190724A03 Smooth(SG,1x1)
1613B-CS1-011 H7-19-CCV-CS1-0017

F1:Voltage SIR,EI+
321.8936
3.348e+004



7-190724A03 Smooth(SG,1x1)
1613B-CS1-011 H7-19-CCV-CS1-0017

F1:Voltage SIR,EI+
316.9824
2.582e+006



Quantify Sample Report MassLynx MassLynx V4.1 SCN 901

Dataset: C:\MassLynx\Dioxin.PRO\Result Files\7-190724A-ICAL_M23.qld

Last Altered: Thursday, July 25, 2019 09:29:35 Eastern Daylight Time


Printed: Friday, August 30, 2019 14:29:16 Eastern Daylight Time

Name: 7-190724A03, Date: 24-Jul-2019, Time: 17:20:05, ID: H7-19-CCV-CS1-0017, Description: 1613B-CS1-011, Vial: Tray1:4

13C-2378-TCDD ES

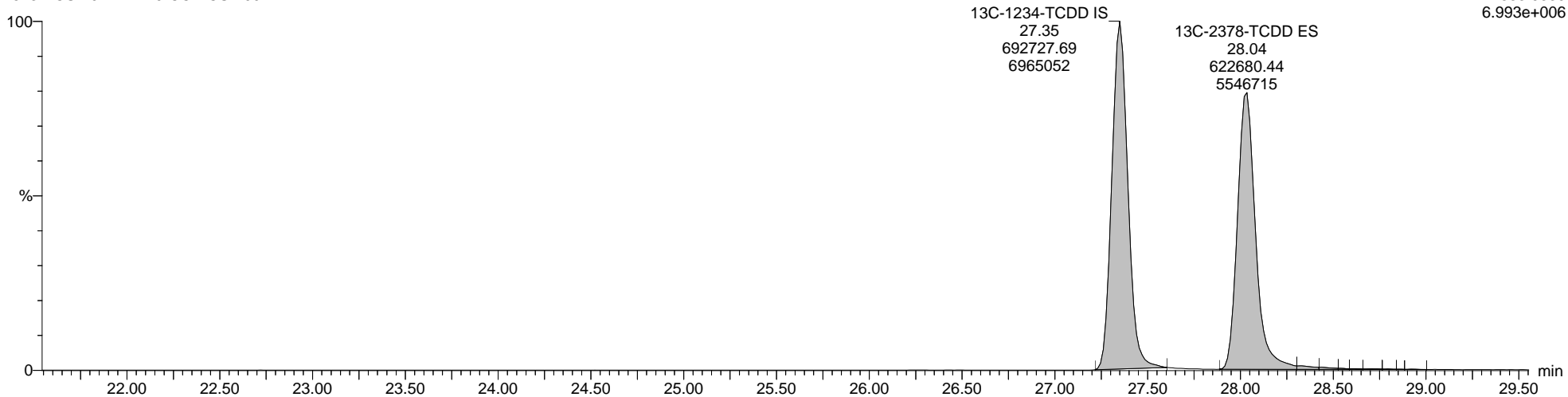
7-190724A03 Smooth(SG,1x1)
1613B-CS1-011 H7-19-CCV-CS1-0017

F1:Voltage SIR,EI+
331.9368
5.570e+006



7-190724A03 Smooth(SG,1x1)
1613B-CS1-011 H7-19-CCV-CS1-0017

F1:Voltage SIR,EI+
333.9339
6.993e+006



Quantify Sample Report MassLynx MassLynx V4.1 SCN 901

Dataset: C:\MassLynx\Dioxin.PRO\Result Files\7-190724A-ICAL_M23.qld

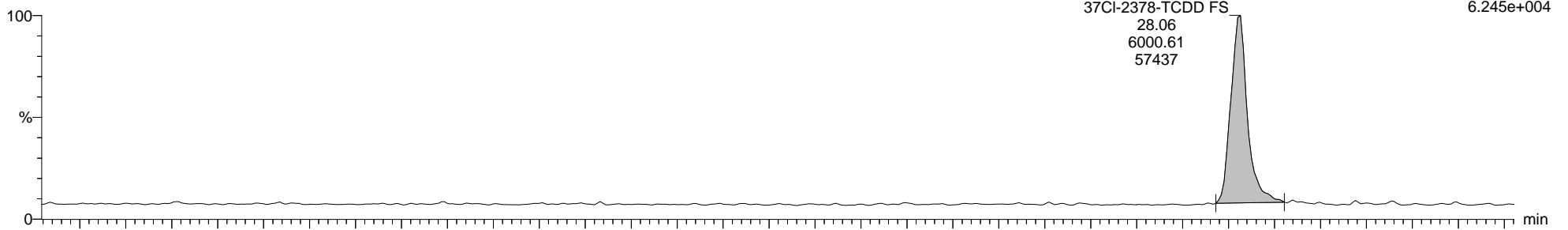
Last Altered: Thursday, July 25, 2019 09:29:35 Eastern Daylight Time

Printed: Friday, August 30, 2019 14:29:16 Eastern Daylight Time

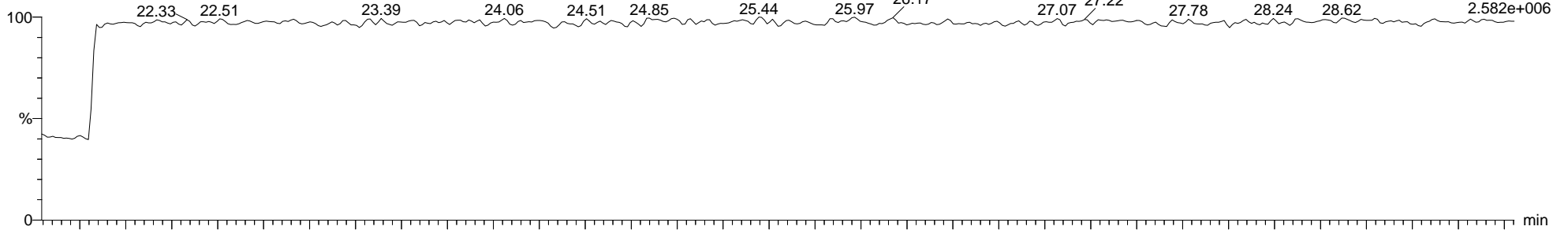
Name: 7-190724A03, Date: 24-Jul-2019, Time: 17:20:05, ID: H7-19-CCV-CS1-0017, Description: 1613B-CS1-011, Vial: Tray1:4

Totals-37Cl-2378-TCDD

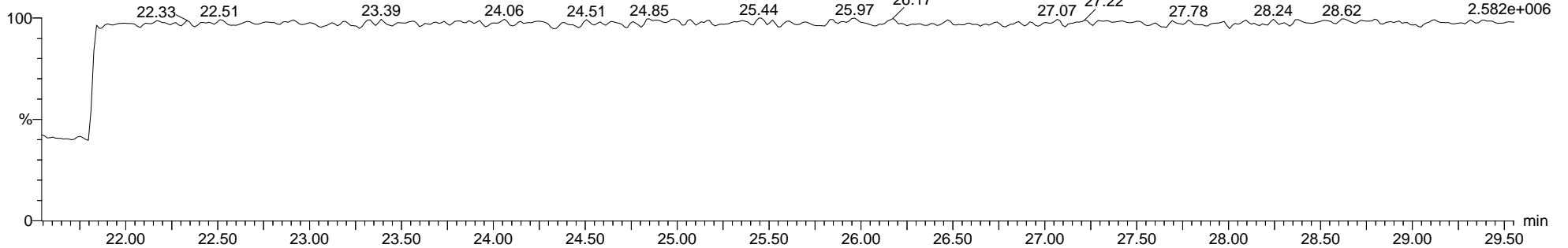
7-190724A03 Smooth(SG,1x1)
1613B-CS1-011 H7-19-CCV-CS1-0017



7-190724A03 Smooth(SG,1x1)
1613B-CS1-011 H7-19-CCV-CS1-0017



7-190724A03 Smooth(SG,1x1)
1613B-CS1-011 H7-19-CCV-CS1-0017



Quantify Sample Report MassLynx MassLynx V4.1 SCN 901

Dataset: C:\MassLynx\Dioxin.PRO\Result Files\7-190724A-ICAL_M23.qld

Last Altered: Thursday, July 25, 2019 09:29:35 Eastern Daylight Time

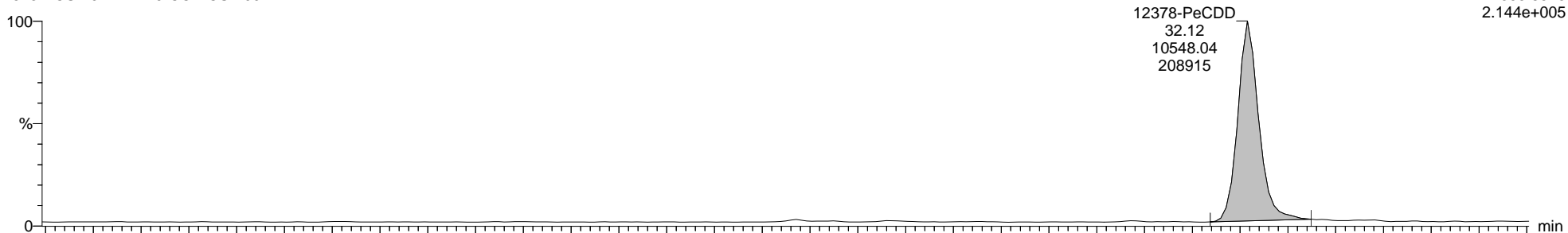
Printed: Friday, August 30, 2019 14:29:16 Eastern Daylight Time

Name: 7-190724A03, Date: 24-Jul-2019, Time: 17:20:05, ID: H7-19-CCV-CS1-0017, Description: 1613B-CS1-011, Vial: Tray1:4

Total-Pentadioxins

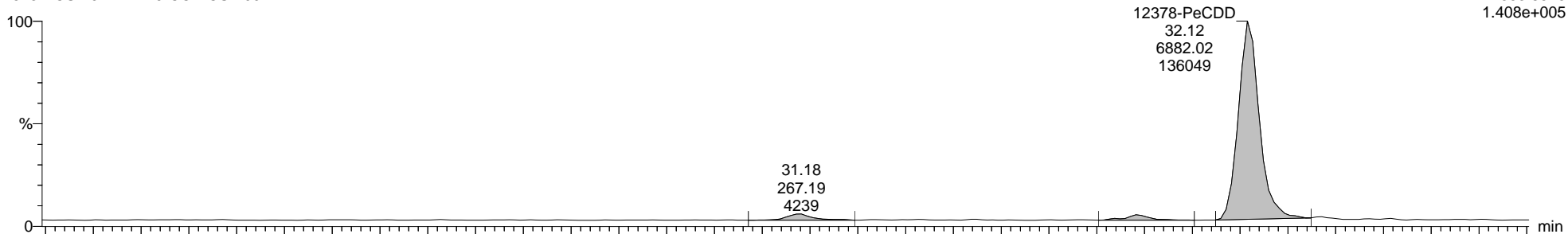
7-190724A03 Smooth(SG,1x1)
1613B-CS1-011 H7-19-CCV-CS1-0017

F2:Voltage SIR,EI+
355.8546
2.144e+005



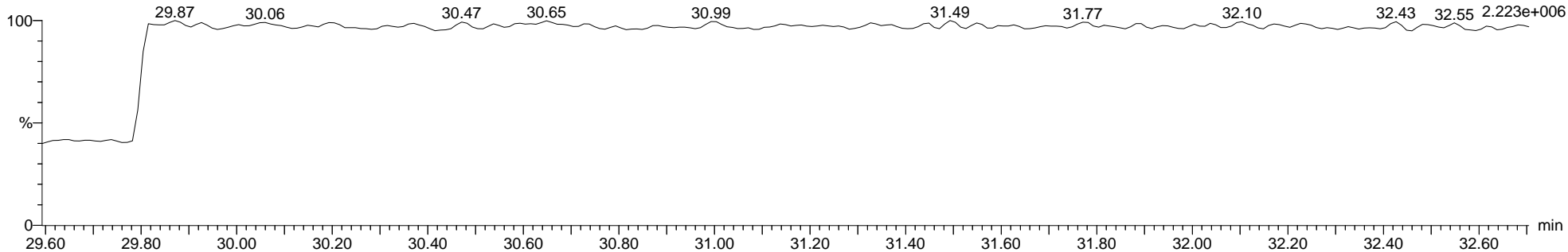
7-190724A03 Smooth(SG,1x1)
1613B-CS1-011 H7-19-CCV-CS1-0017

F2:Voltage SIR,EI+
353.8576
1.408e+005



7-190724A03 Smooth(SG,1x1)
1613B-CS1-011 H7-19-CCV-CS1-0017

F2:Voltage SIR,EI+
366.9792
2.223e+006



Dataset: C:\MassLynx\Dioxin.PRO\Result Files\7-190724A-ICAL_M23.qld

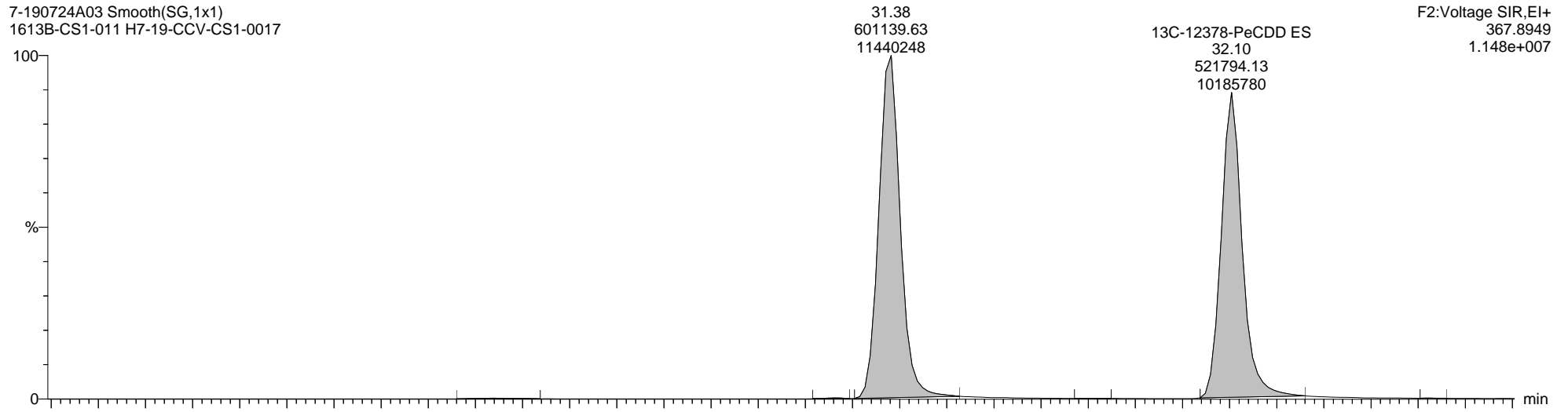
Last Altered: Thursday, July 25, 2019 09:29:35 Eastern Daylight Time

Printed: Friday, August 30, 2019 14:29:16 Eastern Daylight Time

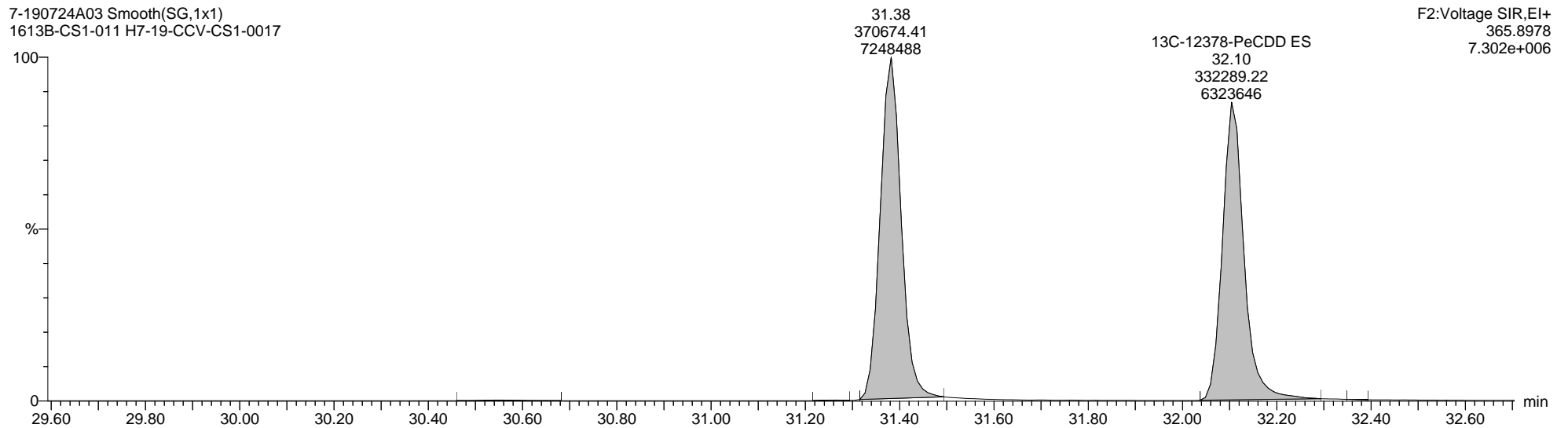
Name: 7-190724A03, Date: 24-Jul-2019, Time: 17:20:05, ID: H7-19-CCV-CS1-0017, Description: 1613B-CS1-011, Vial: Tray1:4

13C-12378-PeCDD ES

7-190724A03 Smooth(SG,1x1)
1613B-CS1-011 H7-19-CCV-CS1-0017



7-190724A03 Smooth(SG,1x1)
1613B-CS1-011 H7-19-CCV-CS1-0017



Quantify Sample Report

MassLynx MassLynx V4.1 SCN 901

Dataset: C:\MassLynx\Dioxin.PRO\Result Files\7-190724A-ICAL_M23.qld

Last Altered: Thursday, July 25, 2019 09:29:35 Eastern Daylight Time


Printed: Friday, August 30, 2019 14:29:16 Eastern Daylight Time

Name: 7-190724A03, Date: 24-Jul-2019, Time: 17:20:05, ID: H7-19-CCV-CS1-0017, Description: 1613B-CS1-011, Vial: Tray1:4

Total-Hexadioxins


7-190724A03 Smooth(SG,1x1)
1613B-CS1-011 H7-19-CCV-CS1-0017

F3:Voltage SIR,EI+
389.8157
2.749e+005



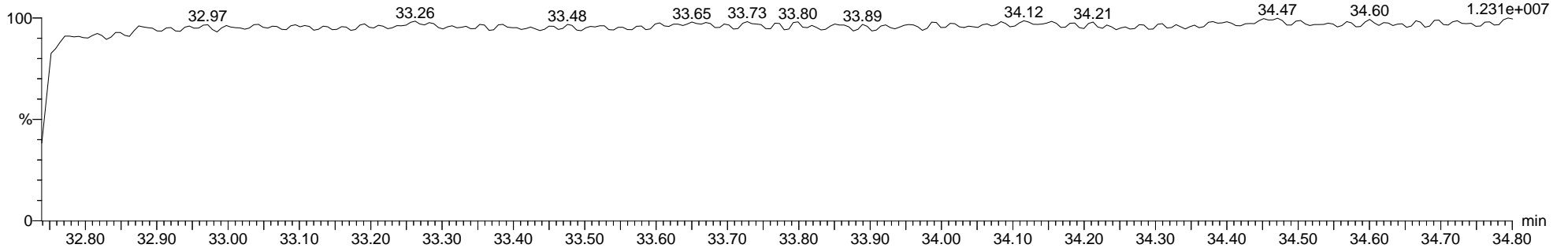
7-190724A03 Smooth(SG,1x1)
1613B-CS1-011 H7-19-CCV-CS1-0017

F3:Voltage SIR,EI+
391.8127
2.215e+005



7-190724A03 Smooth(SG,1x1)
1613B-CS1-011 H7-19-CCV-CS1-0017

F3:Voltage SIR,EI+
380.9760
1.231e+007



Dataset: C:\MassLynx\Dioxin.PRO\Result Files\7-190724A-ICAL_M23.qld

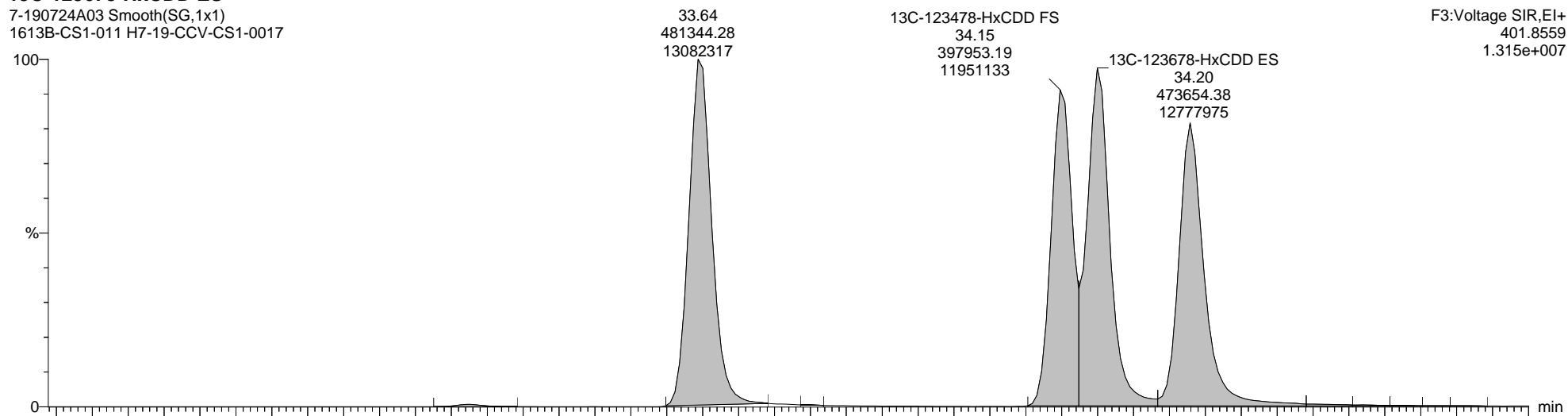
Last Altered: Thursday, July 25, 2019 09:29:35 Eastern Daylight Time

Printed: Friday, August 30, 2019 14:29:16 Eastern Daylight Time

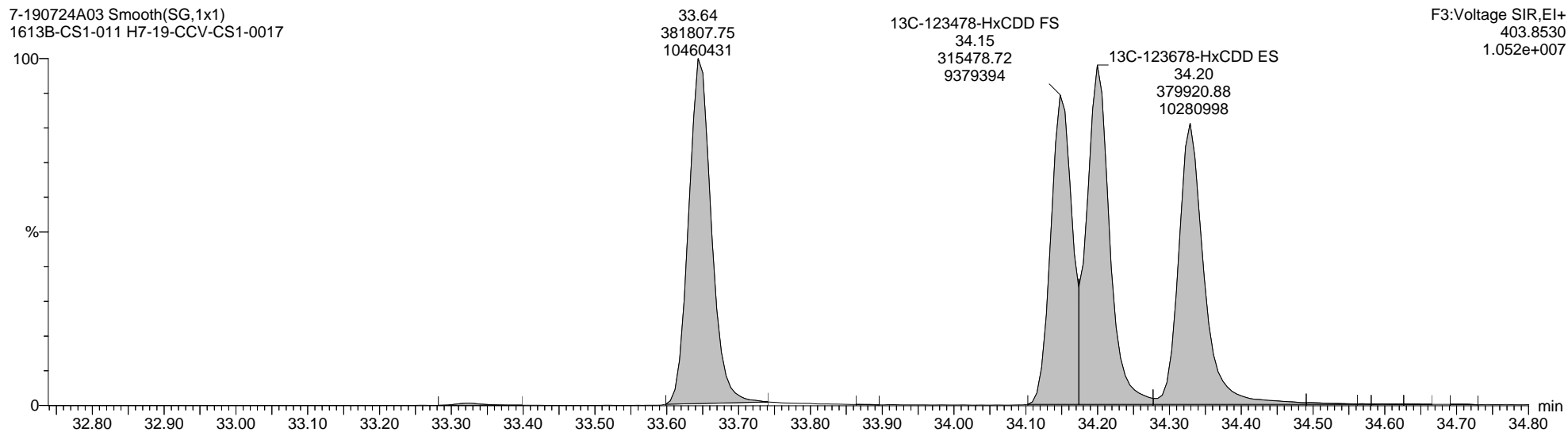
Name: 7-190724A03, Date: 24-Jul-2019, Time: 17:20:05, ID: H7-19-CCV-CS1-0017, Description: 1613B-CS1-011, Vial: Tray1:4

13C-123678-HxCDD ES

7-190724A03 Smooth(SG,1x1)
1613B-CS1-011 H7-19-CCV-CS1-0017



7-190724A03 Smooth(SG,1x1)
1613B-CS1-011 H7-19-CCV-CS1-0017



Quantify Sample Report MassLynx MassLynx V4.1 SCN 901

Dataset: C:\MassLynx\Dioxin.PRO\Result Files\7-190724A-ICAL_M23.qld

Last Altered: Thursday, July 25, 2019 09:29:35 Eastern Daylight Time

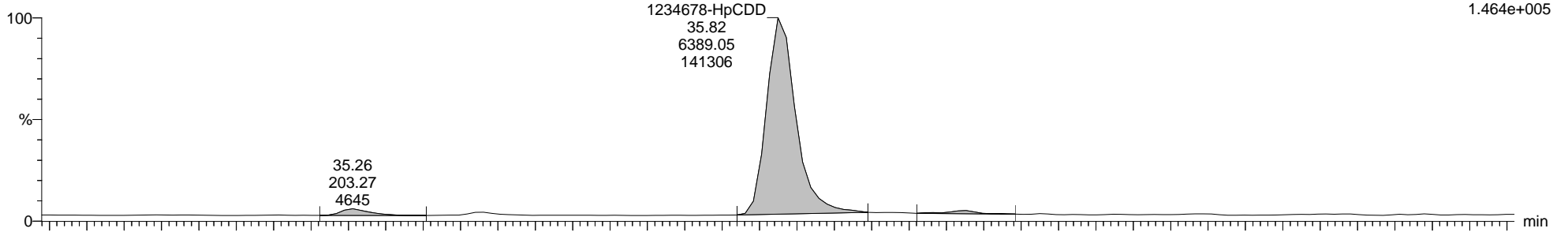
Printed: Friday, August 30, 2019 14:29:16 Eastern Daylight Time

Name: 7-190724A03, Date: 24-Jul-2019, Time: 17:20:05, ID: H7-19-CCV-CS1-0017, Description: 1613B-CS1-011, Vial: Tray1:4

Total-Heptadioxins

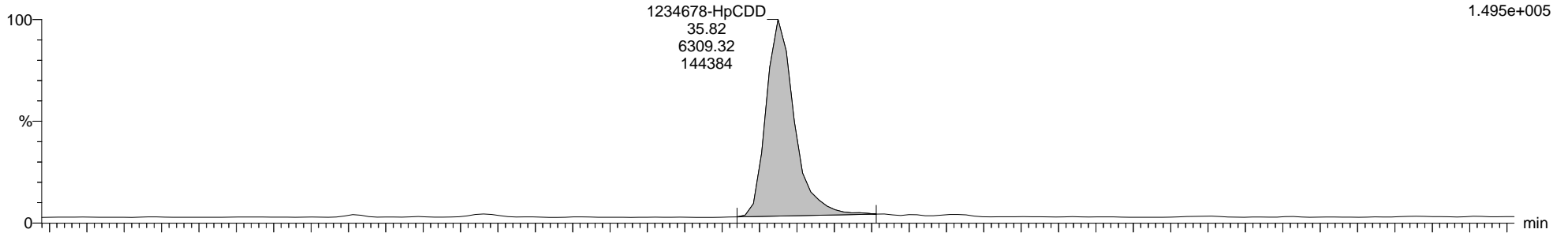
7-190724A03 Smooth(SG,1x1)
1613B-CS1-011 H7-19-CCV-CS1-0017

F4:Voltage SIR,EI+
423.7766
1.464e+005



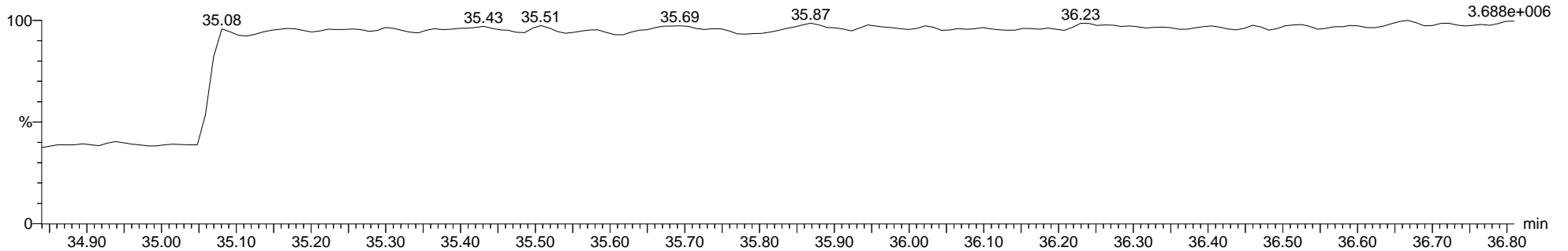
7-190724A03 Smooth(SG,1x1)
1613B-CS1-011 H7-19-CCV-CS1-0017

F4:Voltage SIR,EI+
425.7737
1.495e+005



7-190724A03 Smooth(SG,1x1)
1613B-CS1-011 H7-19-CCV-CS1-0017

F4:Voltage SIR,EI+
454.9728
3.688e+006



Quantify Sample Report MassLynx MassLynx V4.1 SCN 901

Dataset: C:\MassLynx\Dioxin.PRO\Result Files\7-190724A-ICAL_M23.qld

Last Altered: Thursday, July 25, 2019 09:29:35 Eastern Daylight Time

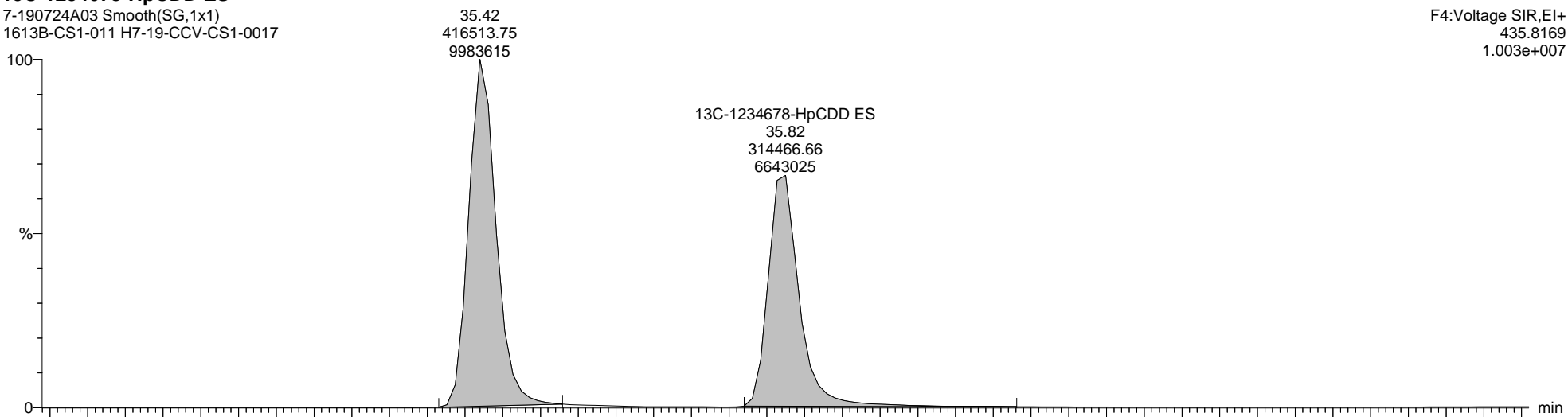
Printed: Friday, August 30, 2019 14:29:16 Eastern Daylight Time

Name: 7-190724A03, Date: 24-Jul-2019, Time: 17:20:05, ID: H7-19-CCV-CS1-0017, Description: 1613B-CS1-011, Vial: Tray1:4

13C-1234678-HpCDD ES

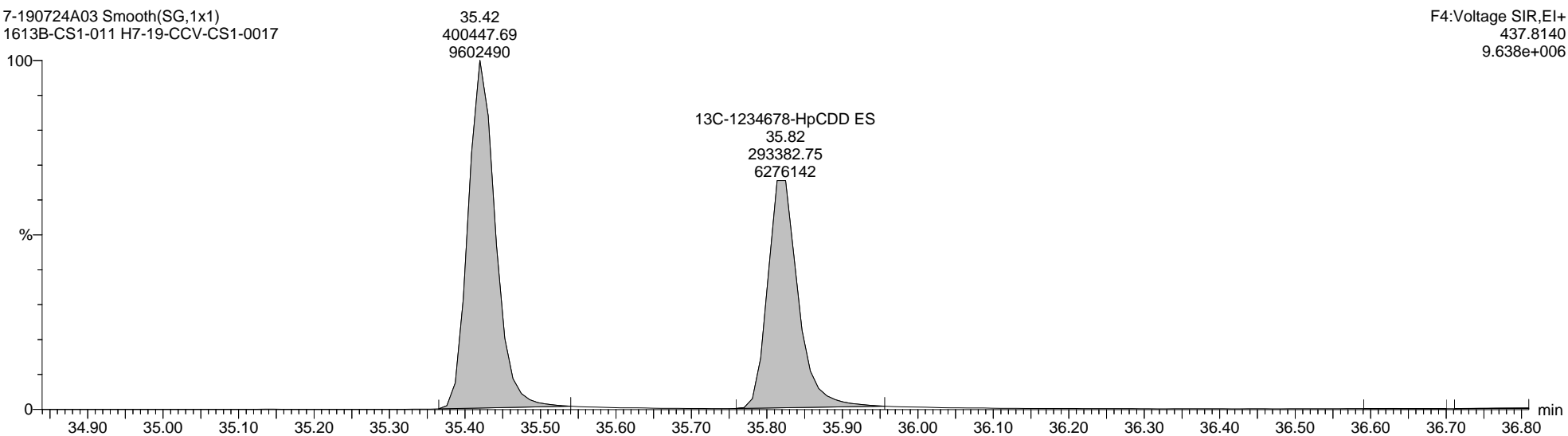
7-190724A03 Smooth(SG,1x1)
1613B-CS1-011 H7-19-CCV-CS1-0017

F4:Voltage SIR,EI+
435.8169
1.003e+007



7-190724A03 Smooth(SG,1x1)
1613B-CS1-011 H7-19-CCV-CS1-0017

F4:Voltage SIR,EI+
437.8140
9.638e+006



Quantify Sample Report MassLynx MassLynx V4.1 SCN 901

Dataset: C:\MassLynx\Dioxin.PRO\Result Files\7-190724A-ICAL_M23.qld

Last Altered: Thursday, July 25, 2019 09:29:35 Eastern Daylight Time


Printed: Friday, August 30, 2019 14:29:16 Eastern Daylight Time

Name: 7-190724A03, Date: 24-Jul-2019, Time: 17:20:05, ID: H7-19-CCV-CS1-0017, Description: 1613B-CS1-011, Vial: Tray1:4

Total-OCDD


7-190724A03 Smooth(SG,1x1)
1613B-CS1-011 H7-19-CCV-CS1-0017

F5:Voltage SIR,EI+
457.7377
1.874e+005



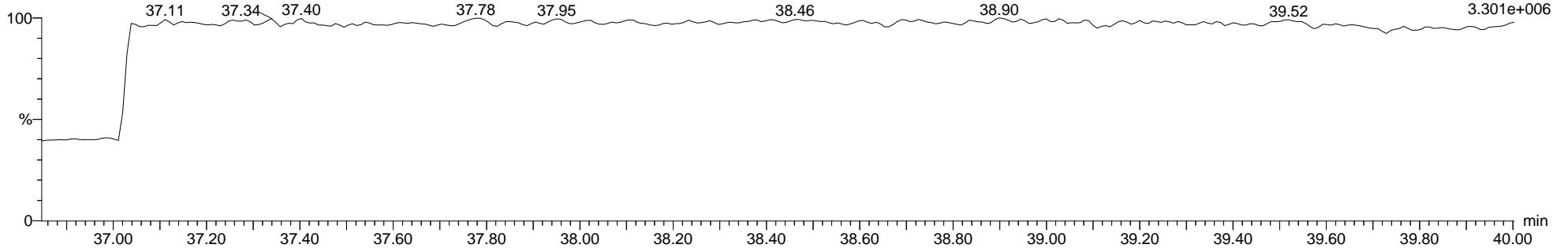
7-190724A03 Smooth(SG,1x1)
1613B-CS1-011 H7-19-CCV-CS1-0017

F5:Voltage SIR,EI+
459.7348
2.055e+005



7-190724A03 Smooth(SG,1x1)
1613B-CS1-011 H7-19-CCV-CS1-0017

F5:Voltage SIR,EI+
454.9728
3.301e+006



Quantify Sample Report MassLynx MassLynx V4.1 SCN 901

Dataset: C:\MassLynx\Dioxin.PRO\Result Files\7-190724A-ICAL_M23.qld

Last Altered: Thursday, July 25, 2019 09:29:35 Eastern Daylight Time


Printed: Friday, August 30, 2019 14:29:16 Eastern Daylight Time

Name: 7-190724A03, Date: 24-Jul-2019, Time: 17:20:05, ID: H7-19-CCV-CS1-0017, Description: 1613B-CS1-011, Vial: Tray1:4

13C-OCDD ES

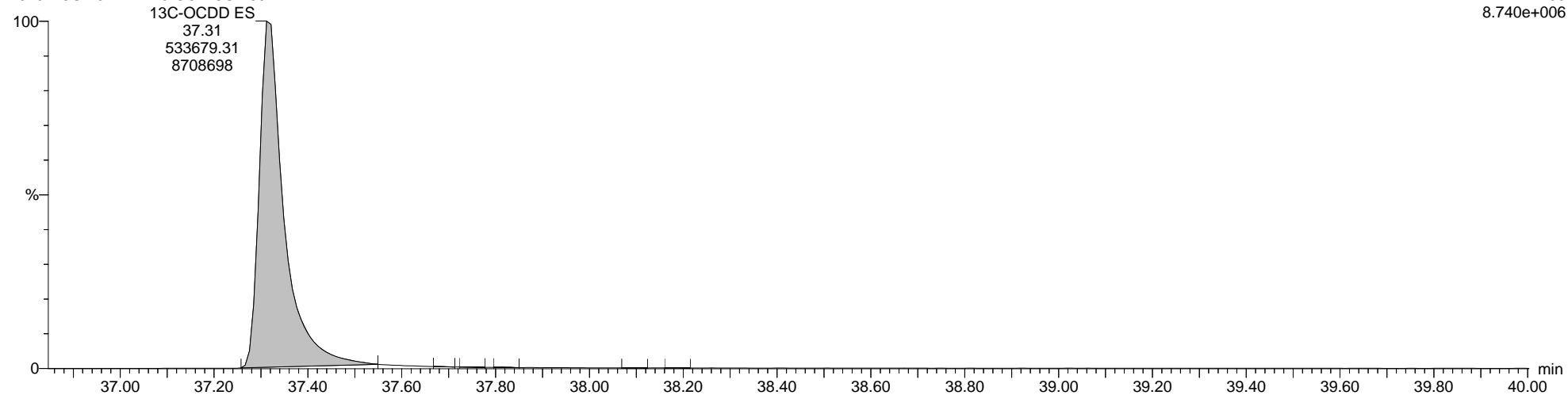
7-190724A03 Smooth(SG,1x1)
1613B-CS1-011 H7-19-CCV-CS1-0017

F5:Voltage SIR,EI+
469.7779
7.778e+006



7-190724A03 Smooth(SG,1x1)
1613B-CS1-011 H7-19-CCV-CS1-0017

F5:Voltage SIR,EI+
471.7750
8.740e+006



Quantify Sample Report MassLynx MassLynx V4.1 SCN 901

Dataset: C:\MassLynx\Dioxin.PRO\Result Files\7-190724A-ICAL_M23.qld

Last Altered: Thursday, July 25, 2019 09:29:35 Eastern Daylight Time

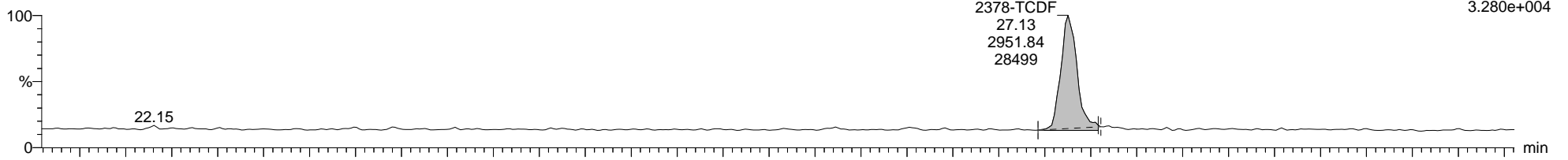
Printed: Friday, August 30, 2019 14:29:16 Eastern Daylight Time

Name: 7-190724A03, Date: 24-Jul-2019, Time: 17:20:05, ID: H7-19-CCV-CS1-0017, Description: 1613B-CS1-011, Vial: Tray1:4

Total-Tetrafurans

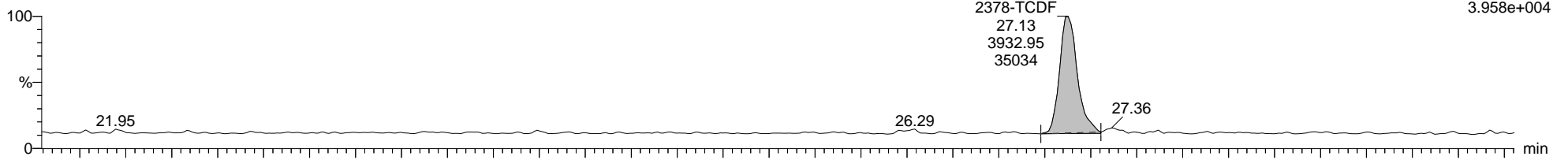
7-190724A03 Smooth(SG,1x1)
1613B-CS1-011 H7-19-CCV-CS1-0017

F1:Voltage SIR,EI+
303.9016
3.280e+004



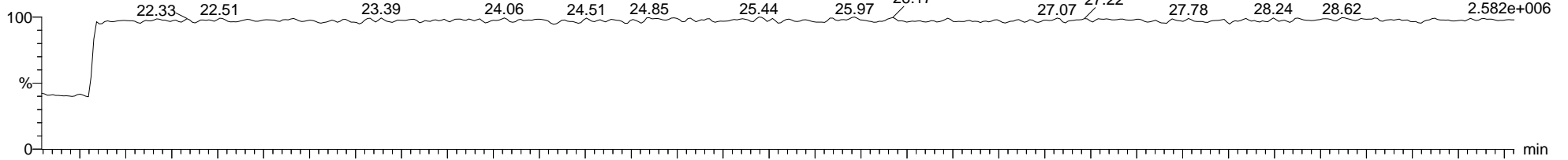
7-190724A03 Smooth(SG,1x1)
1613B-CS1-011 H7-19-CCV-CS1-0017

F1:Voltage SIR,EI+
305.8987
3.958e+004



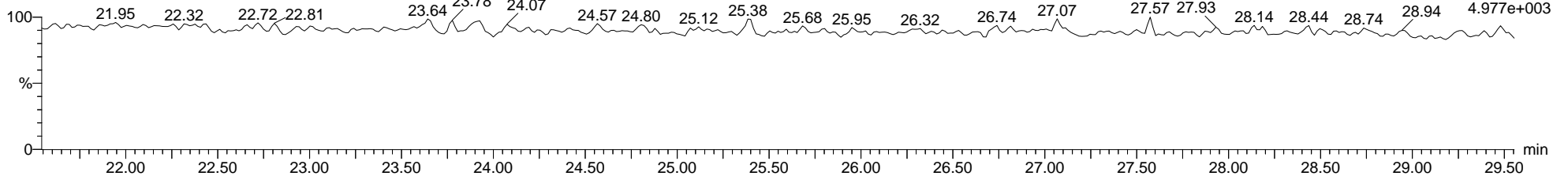
7-190724A03 Smooth(SG,1x1)
1613B-CS1-011 H7-19-CCV-CS1-0017

F1:Voltage SIR,EI+
316.9824
2.582e+006



7-190724A03 Smooth(SG,1x1)
1613B-CS1-011 H7-19-CCV-CS1-0017

F1:Voltage SIR,EI+
375.8364
4.977e+003



Dataset: C:\MassLynx\Dioxin.PRO\Result Files\7-190724A-ICAL_M23.qld

Last Altered: Thursday, July 25, 2019 09:29:35 Eastern Daylight Time

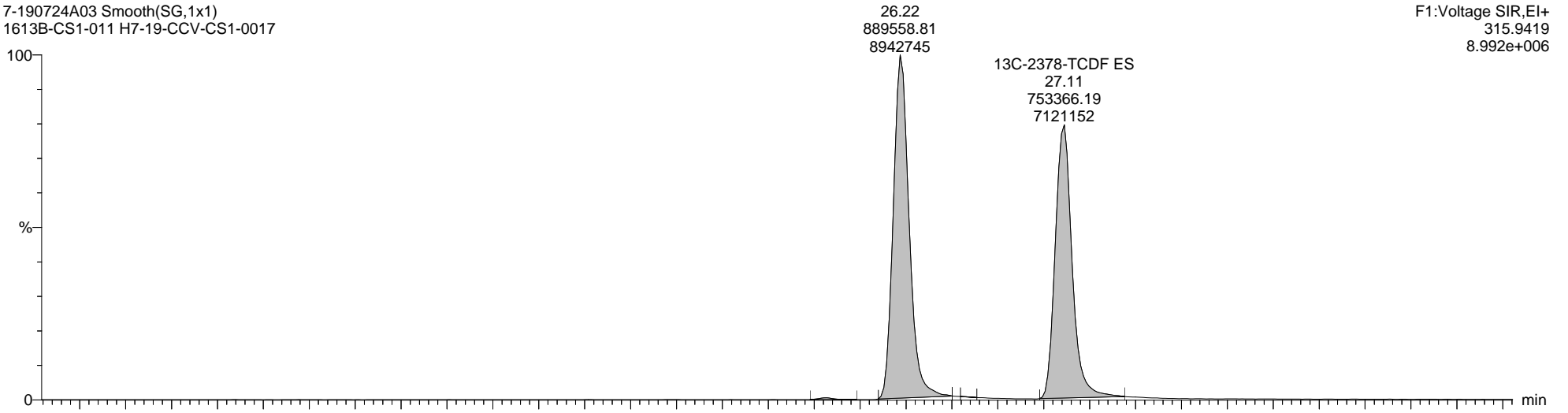
Printed: Friday, August 30, 2019 14:29:16 Eastern Daylight Time

Name: 7-190724A03, Date: 24-Jul-2019, Time: 17:20:05, ID: H7-19-CCV-CS1-0017, Description: 1613B-CS1-011, Vial: Tray1:4

13C-2378-TCDF ES

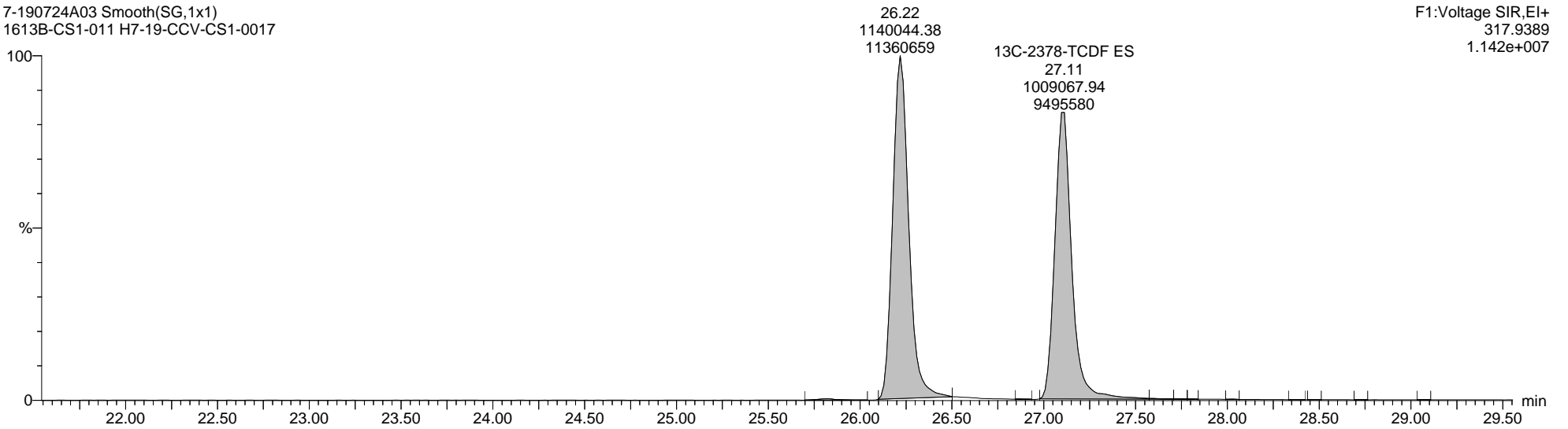
7-190724A03 Smooth(SG,1x1)
1613B-CS1-011 H7-19-CCV-CS1-0017

F1:Voltage SIR,EI+
315.9419
8.992e+006



7-190724A03 Smooth(SG,1x1)
1613B-CS1-011 H7-19-CCV-CS1-0017

F1:Voltage SIR,EI+
317.9389
1.142e+007



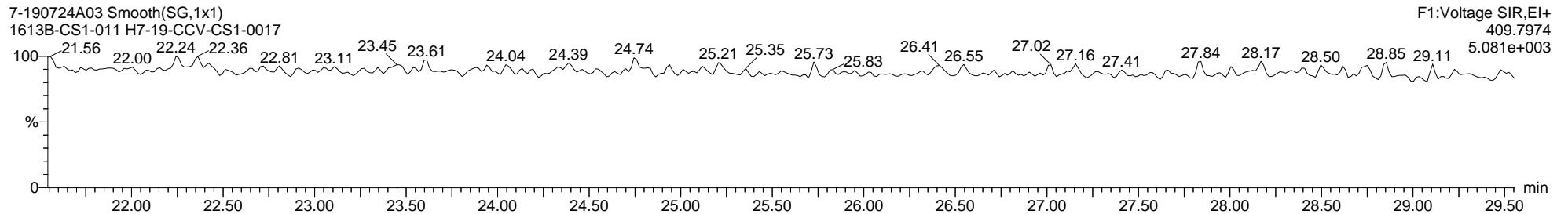
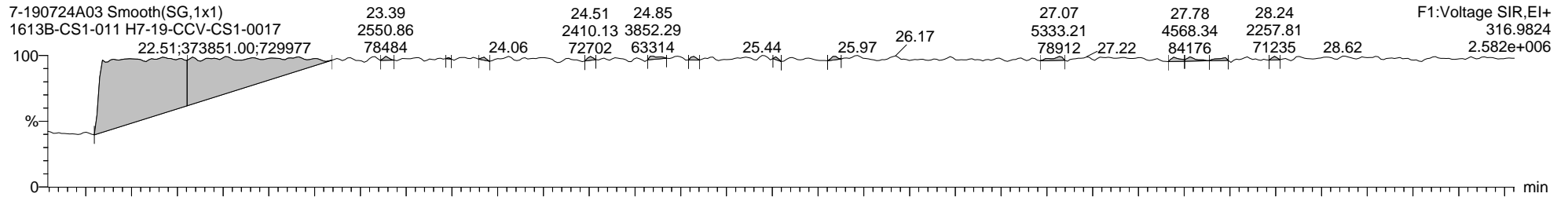
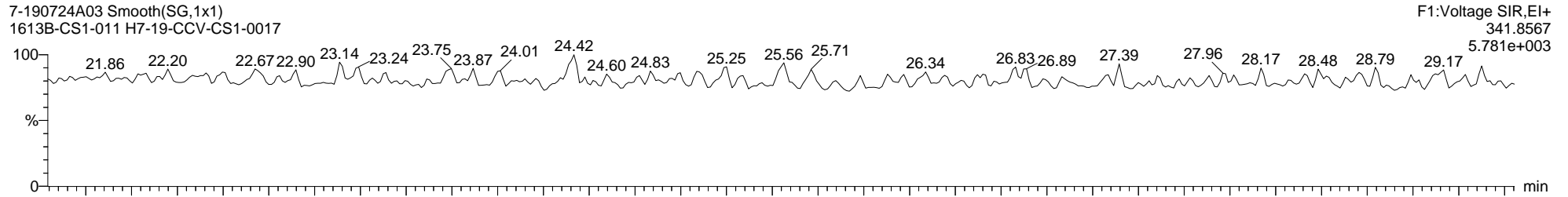
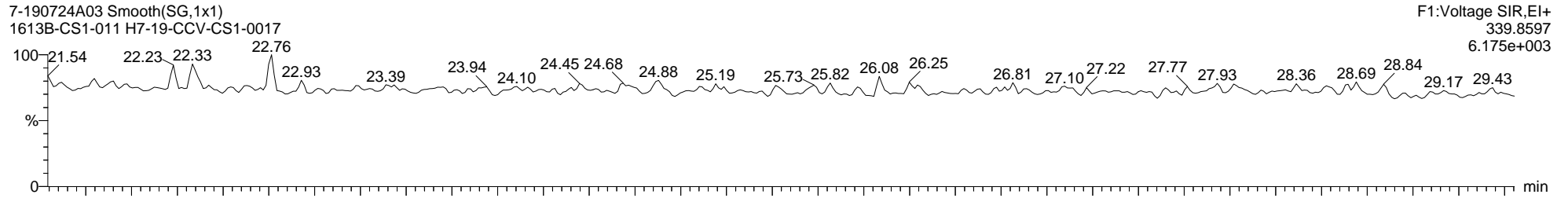
Quantify Sample Report MassLynx MassLynx V4.1 SCN 901

Dataset: C:\MassLynx\Dioxin.PRO\Result Files\7-190724A-ICAL_M23.qld

Last Altered: Thursday, July 25, 2019 09:29:35 Eastern Daylight Time
Printed: Friday, August 30, 2019 14:29:16 Eastern Daylight Time

Name: 7-190724A03, Date: 24-Jul-2019, Time: 17:20:05, ID: H7-19-CCV-CS1-0017, Description: 1613B-CS1-011, Vial: Tray1:4

Total-PeCDF-F1



Quantify Sample Report MassLynx MassLynx V4.1 SCN 901

Dataset: C:\MassLynx\Dioxin.PRO\Result Files\7-190724A-ICAL_M23.qld

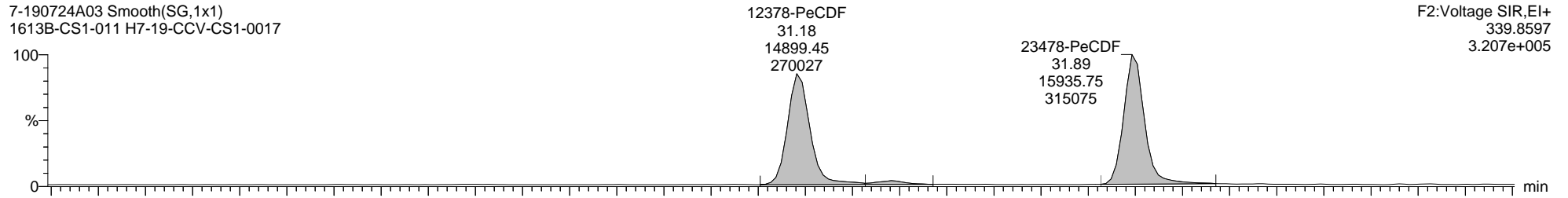
Last Altered: Thursday, July 25, 2019 09:29:35 Eastern Daylight Time

Printed: Friday, August 30, 2019 14:29:16 Eastern Daylight Time

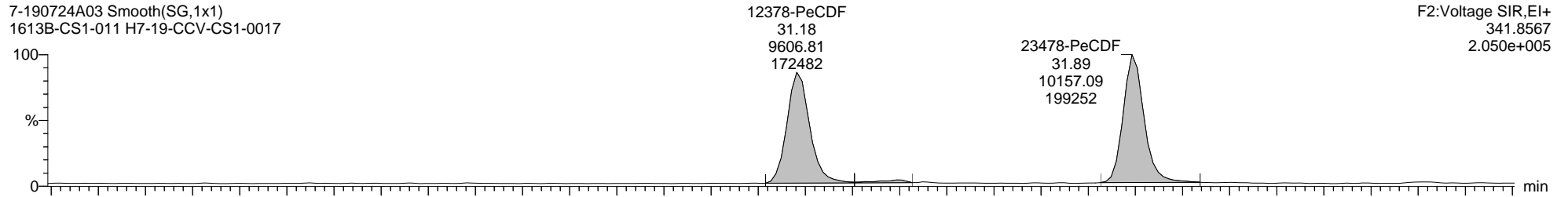
Name: 7-190724A03, Date: 24-Jul-2019, Time: 17:20:05, ID: H7-19-CCV-CS1-0017, Description: 1613B-CS1-011, Vial: Tray1:4

Total-Pentafurans

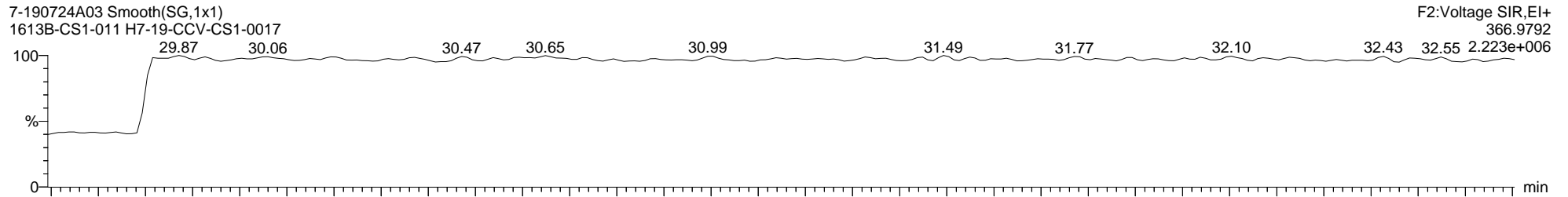
7-190724A03 Smooth(SG,1x1)
1613B-CS1-011 H7-19-CCV-CS1-0017



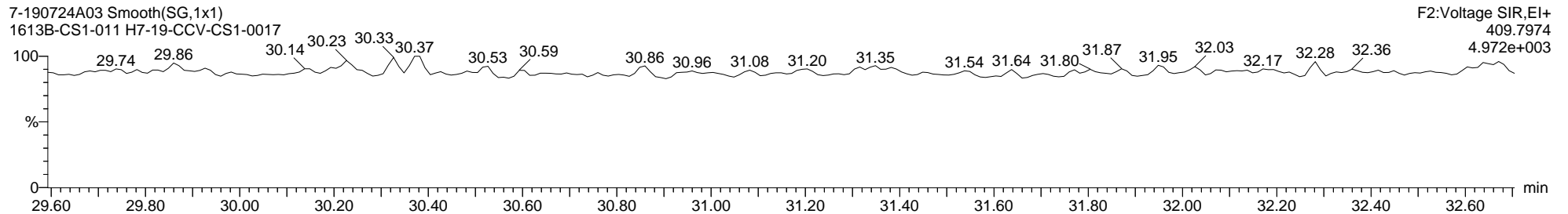
7-190724A03 Smooth(SG,1x1)
1613B-CS1-011 H7-19-CCV-CS1-0017



7-190724A03 Smooth(SG,1x1)
1613B-CS1-011 H7-19-CCV-CS1-0017



7-190724A03 Smooth(SG,1x1)
1613B-CS1-011 H7-19-CCV-CS1-0017



Dataset: C:\MassLynx\Dioxin.PRO\Result Files\7-190724A-ICAL_M23.qld

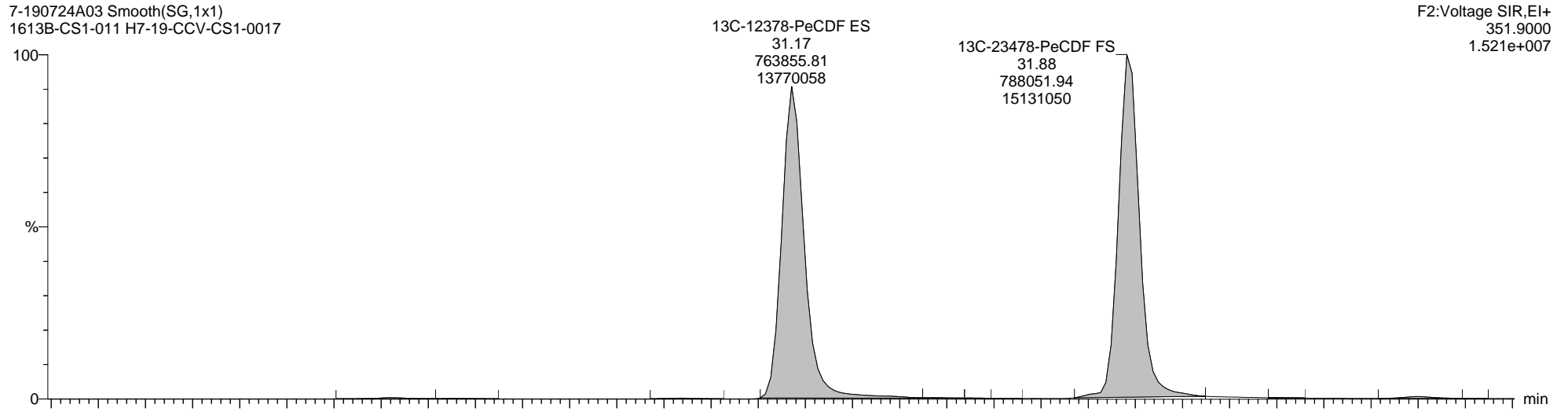
Last Altered: Thursday, July 25, 2019 09:29:35 Eastern Daylight Time

Printed: Friday, August 30, 2019 14:29:16 Eastern Daylight Time

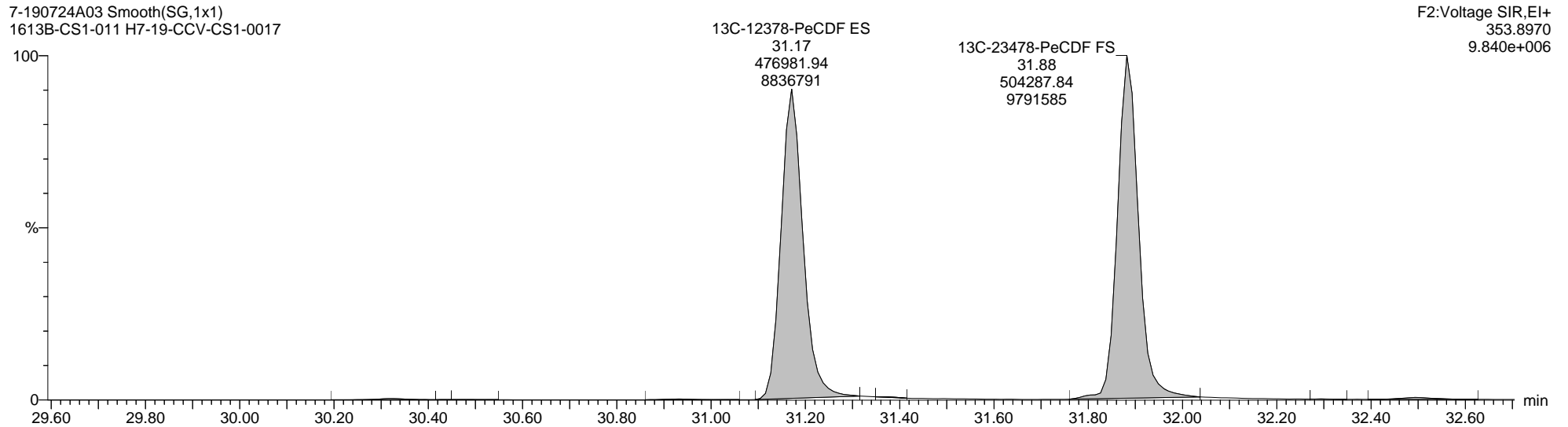
Name: 7-190724A03, Date: 24-Jul-2019, Time: 17:20:05, ID: H7-19-CCV-CS1-0017, Description: 1613B-CS1-011, Vial: Tray1:4

13C-12378-PeCDF ES

7-190724A03 Smooth(SG,1x1)
1613B-CS1-011 H7-19-CCV-CS1-0017



7-190724A03 Smooth(SG,1x1)
1613B-CS1-011 H7-19-CCV-CS1-0017



Quantify Sample Report MassLynx MassLynx V4.1 SCN 901

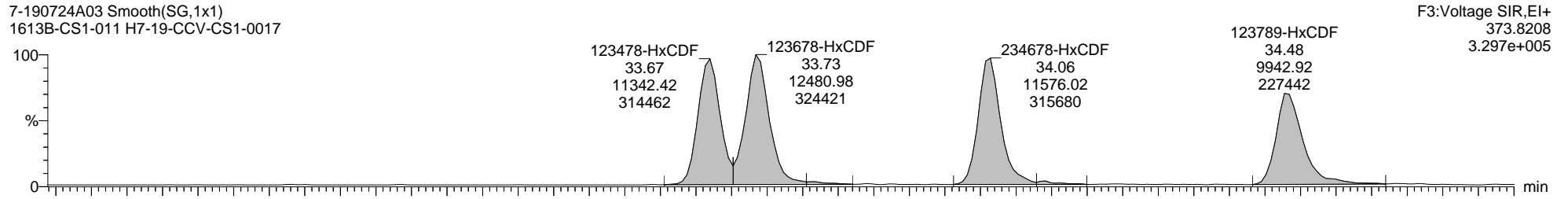
Dataset: C:\MassLynx\Dioxin.PRO\Result Files\7-190724A-ICAL_M23.qld

Last Altered: Thursday, July 25, 2019 09:29:35 Eastern Daylight Time
Printed: Friday, August 30, 2019 14:29:16 Eastern Daylight Time

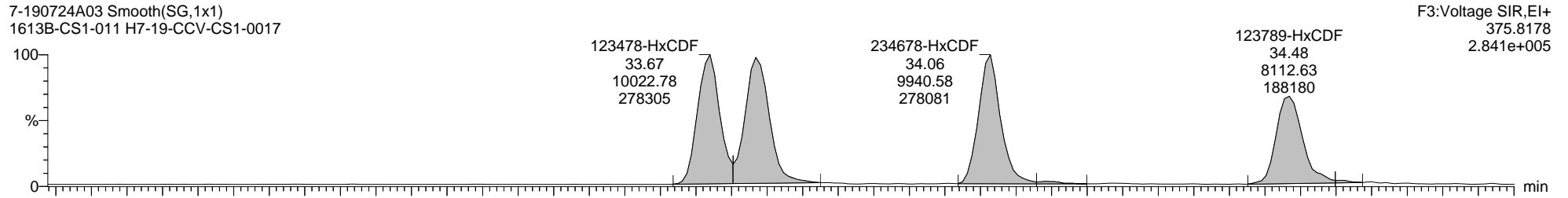
Name: 7-190724A03, Date: 24-Jul-2019, Time: 17:20:05, ID: H7-19-CCV-CS1-0017, Description: 1613B-CS1-011, Vial: Tray1:4

Total-Hexafurans

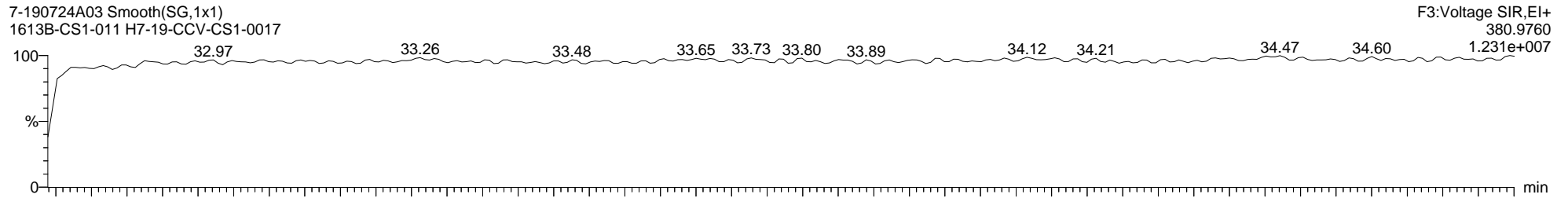
7-190724A03 Smooth(SG,1x1)
1613B-CS1-011 H7-19-CCV-CS1-0017



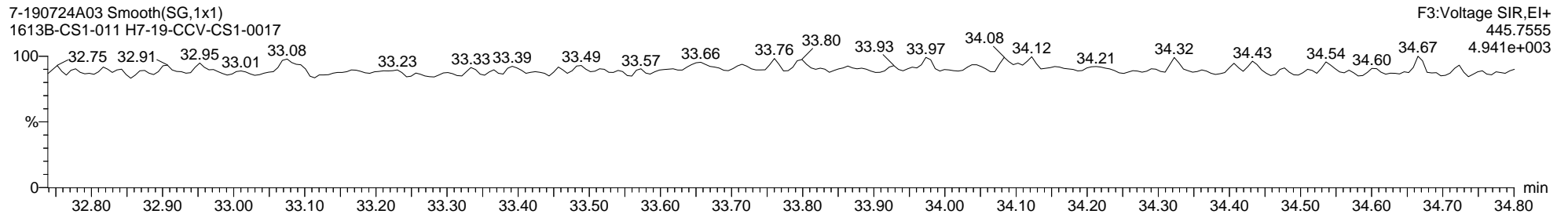
7-190724A03 Smooth(SG,1x1)
1613B-CS1-011 H7-19-CCV-CS1-0017



7-190724A03 Smooth(SG,1x1)
1613B-CS1-011 H7-19-CCV-CS1-0017



7-190724A03 Smooth(SG,1x1)
1613B-CS1-011 H7-19-CCV-CS1-0017



Dataset: C:\MassLynx\Dioxin.PRO\Result Files\7-190724A-ICAL_M23.qld

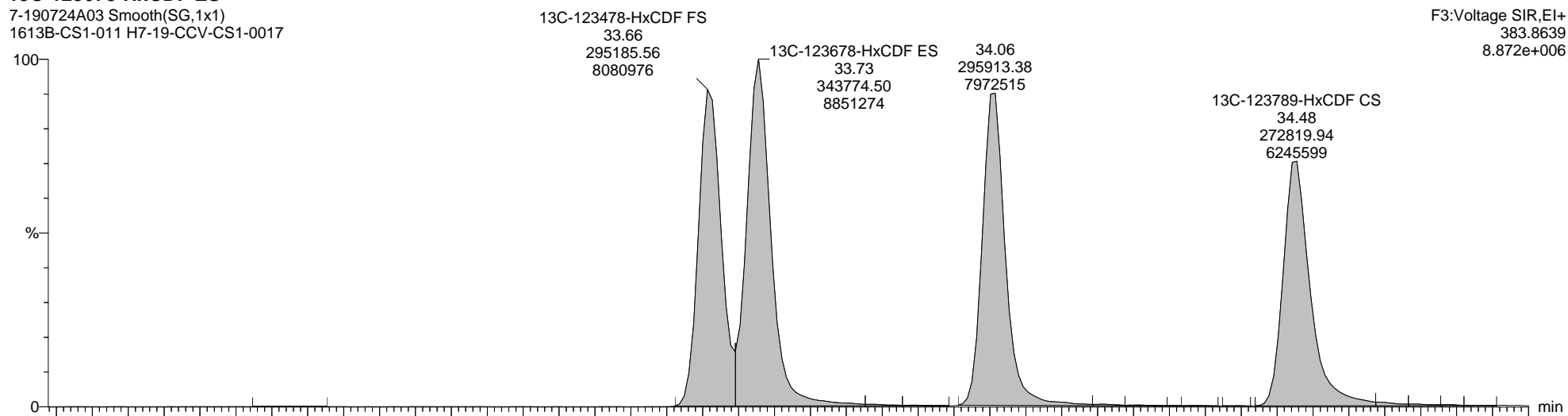
Last Altered: Thursday, July 25, 2019 09:29:35 Eastern Daylight Time

Printed: Friday, August 30, 2019 14:29:16 Eastern Daylight Time

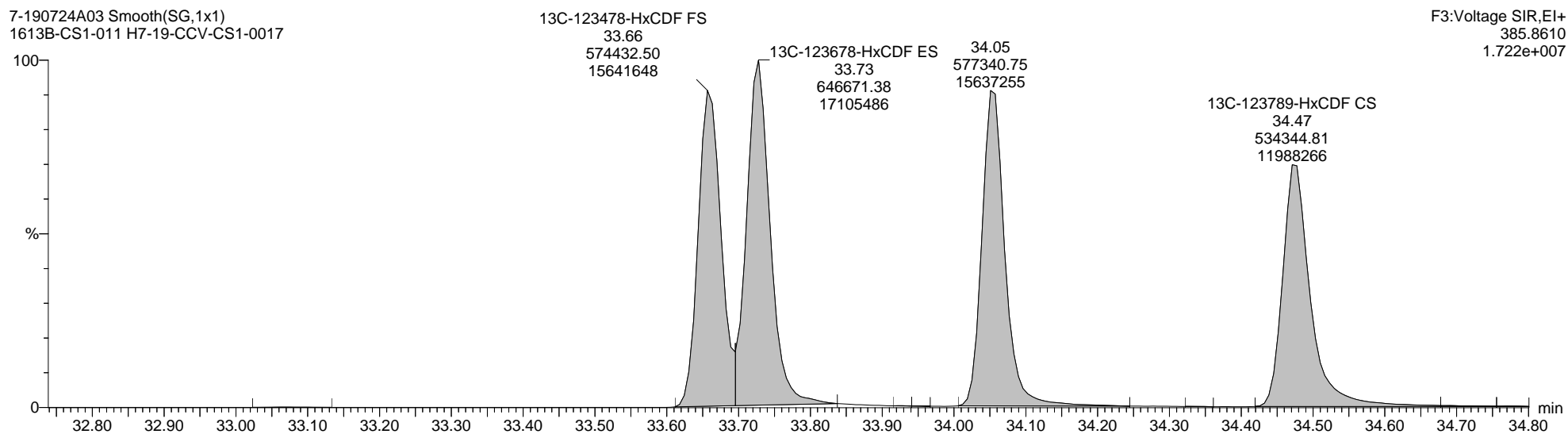
Name: 7-190724A03, Date: 24-Jul-2019, Time: 17:20:05, ID: H7-19-CCV-CS1-0017, Description: 1613B-CS1-011, Vial: Tray1:4

13C-123678-HxCDF ES

7-190724A03 Smooth(SG,1x1)
1613B-CS1-011 H7-19-CCV-CS1-0017



7-190724A03 Smooth(SG,1x1)
1613B-CS1-011 H7-19-CCV-CS1-0017



Quantify Sample Report MassLynx MassLynx V4.1 SCN 901

Dataset: C:\MassLynx\Dioxin.PRO\Result Files\7-190724A-ICAL_M23.qld

Last Altered: Thursday, July 25, 2019 09:29:35 Eastern Daylight Time

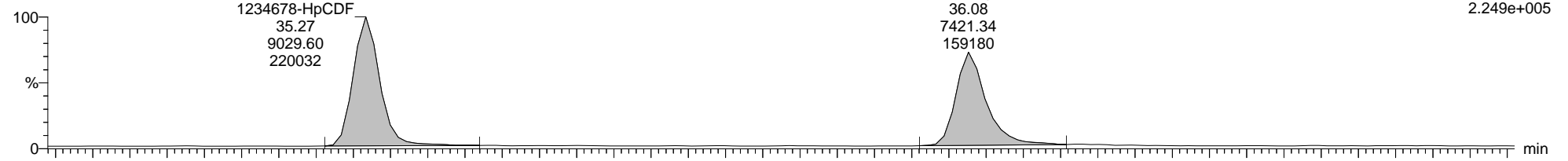
Printed: Friday, August 30, 2019 14:29:16 Eastern Daylight Time

Name: 7-190724A03, Date: 24-Jul-2019, Time: 17:20:05, ID: H7-19-CCV-CS1-0017, Description: 1613B-CS1-011, Vial: Tray1:4

Total-Heptafurans

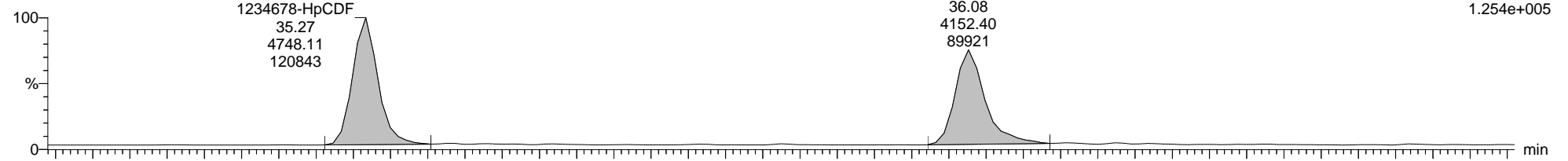
7-190724A03 Smooth(SG,1x1)

1613B-CS1-011 H7-19-CCV-CS1-0017



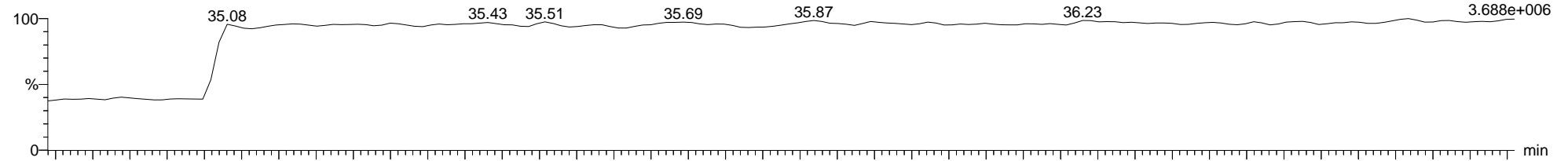
7-190724A03 Smooth(SG,1x1)

1613B-CS1-011 H7-19-CCV-CS1-0017



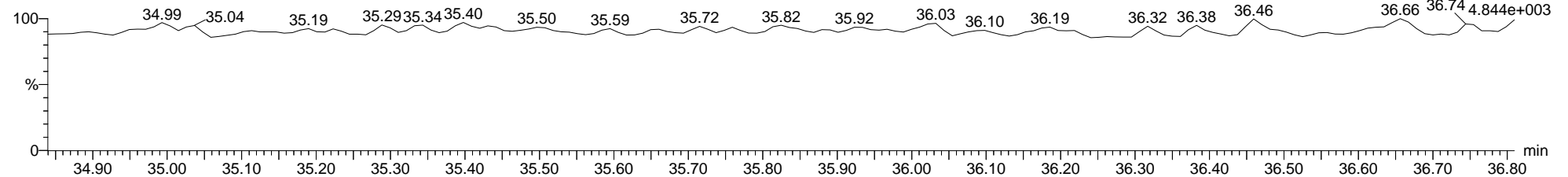
7-190724A03 Smooth(SG,1x1)

1613B-CS1-011 H7-19-CCV-CS1-0017



7-190724A03 Smooth(SG,1x1)

1613B-CS1-011 H7-19-CCV-CS1-0017



Quantify Sample Report MassLynx MassLynx V4.1 SCN 901

Dataset: C:\MassLynx\Dioxin.PRO\Result Files\7-190724A-ICAL_M23.qld

Last Altered: Thursday, July 25, 2019 09:29:35 Eastern Daylight Time

Printed: Friday, August 30, 2019 14:29:16 Eastern Daylight Time

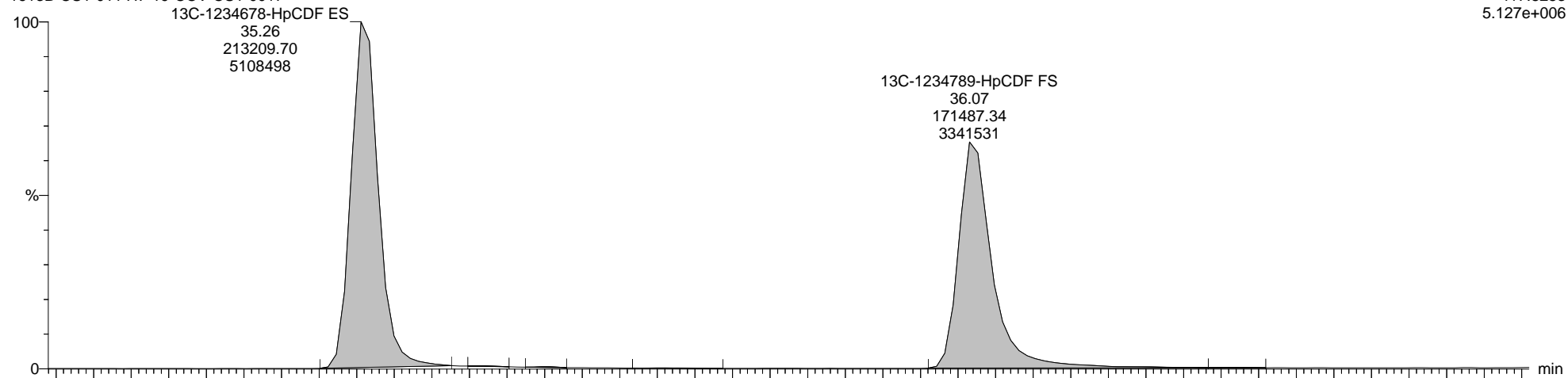
Name: 7-190724A03, Date: 24-Jul-2019, Time: 17:20:05, ID: H7-19-CCV-CS1-0017, Description: 1613B-CS1-011, Vial: Tray1:4

13C-1234678-HpCDF ES

7-190724A03 Smooth(SG,1x1)

1613B-CS1-011 H7-19-CCV-CS1-0017

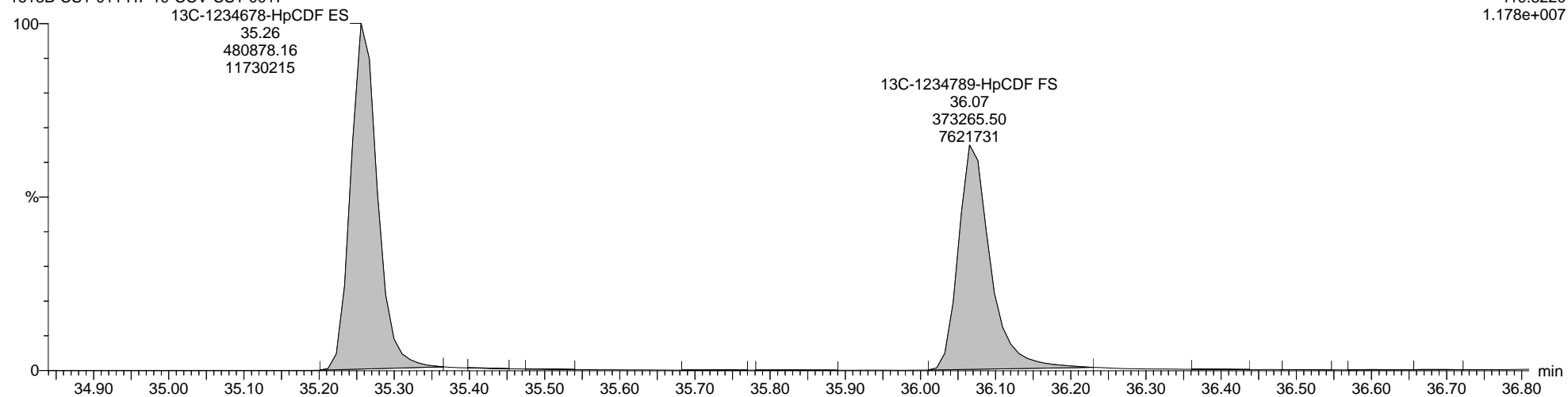
F4:Voltage SIR,EI+
417.8253
5.127e+006



7-190724A03 Smooth(SG,1x1)

1613B-CS1-011 H7-19-CCV-CS1-0017

F4:Voltage SIR,EI+
419.8220
1.178e+007



Quantify Sample Report MassLynx MassLynx V4.1 SCN 901

Dataset: C:\MassLynx\Dioxin.PRO\Result Files\7-190724A-ICAL_M23.qld

Last Altered: Thursday, July 25, 2019 09:29:35 Eastern Daylight Time

Printed: Friday, August 30, 2019 14:29:16 Eastern Daylight Time

Name: 7-190724A03, Date: 24-Jul-2019, Time: 17:20:05, ID: H7-19-CCV-CS1-0017, Description: 1613B-CS1-011, Vial: Tray1:4

Totals-OCDF

7-190724A03 Smooth(SG,1x1)

1613B-CS1-011 H7-19-CCV-CS1-0017

F5:Voltage SIR,EI+

441.7428

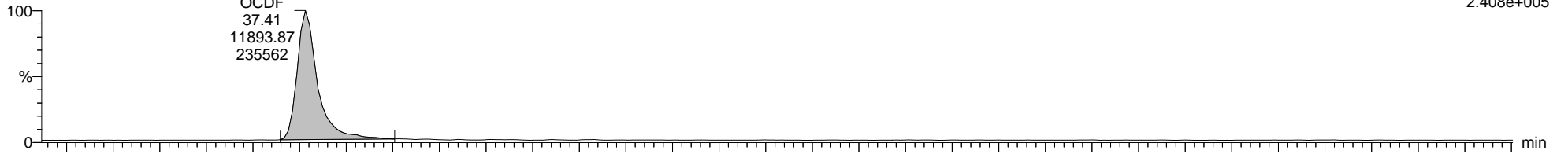
2.408e+005

OCDF

37.41

11893.87

235562



7-190724A03 Smooth(SG,1x1)

1613B-CS1-011 H7-19-CCV-CS1-0017

F5:Voltage SIR,EI+

443.7398


2.657e+005

OCDF

37.41

13377.64

260259



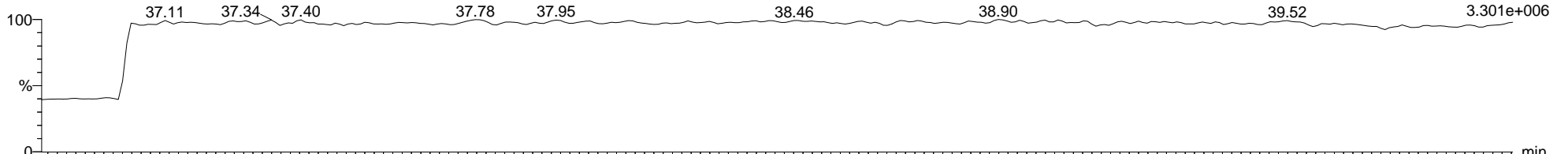
7-190724A03 Smooth(SG,1x1)

1613B-CS1-011 H7-19-CCV-CS1-0017

F5:Voltage SIR,EI+

454.9728

3.301e+006



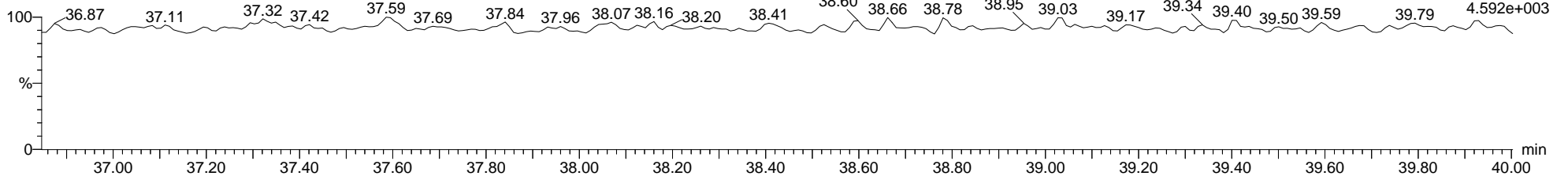
7-190724A03 Smooth(SG,1x1)

1613B-CS1-011 H7-19-CCV-CS1-0017

F5:Voltage SIR,EI+

513.6775

4.592e+003



Dataset: C:\MassLynx\Dioxin.PRO\Result Files\7-190724A-ICAL_M23.qld

Last Altered: Thursday, July 25, 2019 09:29:35 Eastern Daylight Time

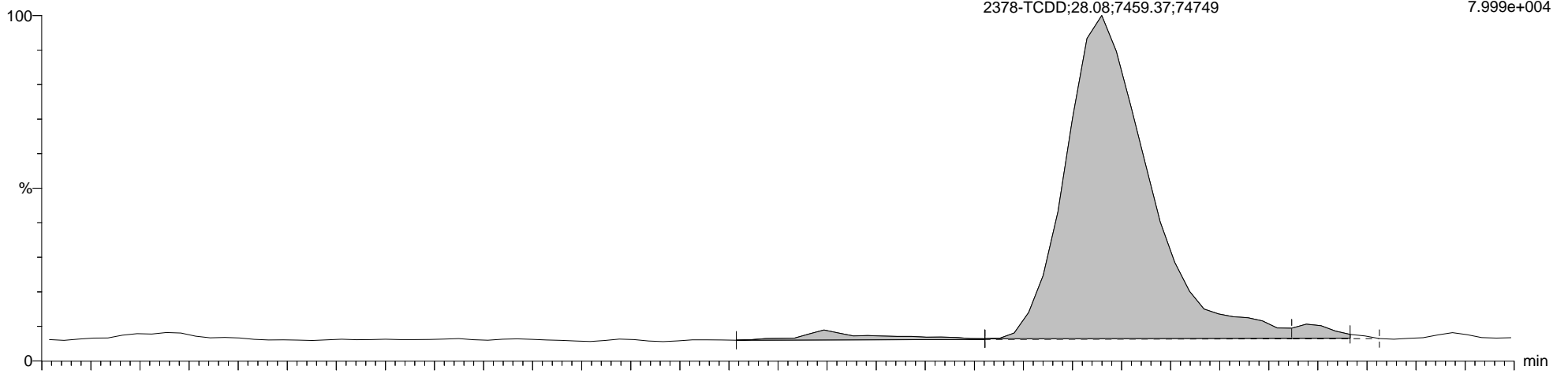
Printed: Friday, August 30, 2019 14:29:16 Eastern Daylight Time

Name: 7-190724A02, Date: 24-Jul-2019, Time: 16:37:39, ID: H7-19-CCV-CS2-0017, Description: 1613B-CS2-011, Vial: Tray1:3

2378-TCDD

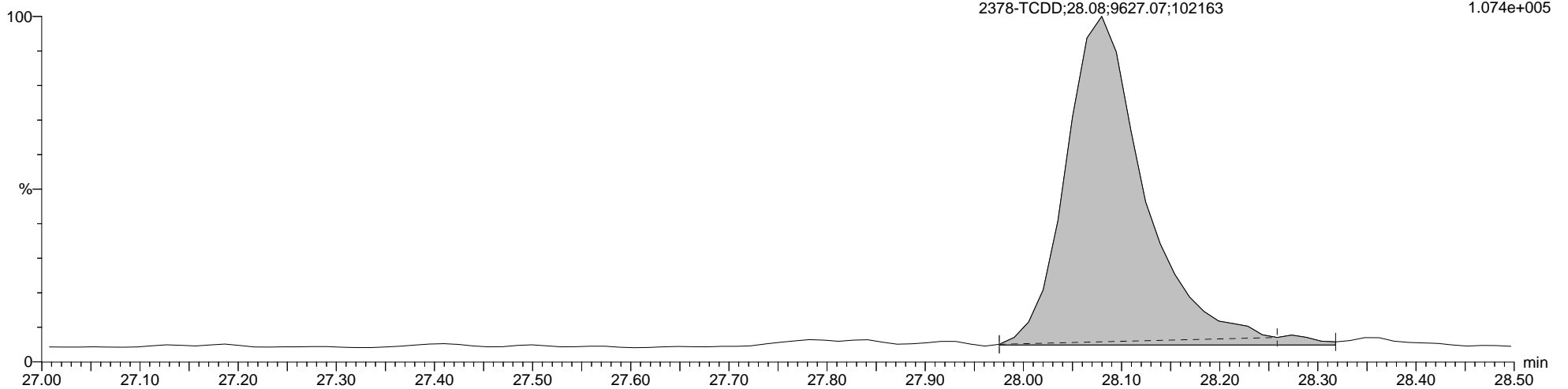
7-190724A02 Smooth(SG,1x1)
1613B-CS2-011 H7-19-CCV-CS2-0017

F1:Voltage SIR,EI+
319.8965
7.999e+004



7-190724A02 Smooth(SG,1x1)
1613B-CS2-011 H7-19-CCV-CS2-0017

F1:Voltage SIR,EI+
321.8936
1.074e+005



Quantify Sample Report MassLynx MassLynx V4.1 SCN 901

Dataset: C:\MassLynx\Dioxin.PRO\Result Files\7-190724A-ICAL_M23.qld

Last Altered: Thursday, July 25, 2019 09:29:35 Eastern Daylight Time


Printed: Friday, August 30, 2019 14:29:16 Eastern Daylight Time

Name: 7-190724A02, Date: 24-Jul-2019, Time: 16:37:39, ID: H7-19-CCV-CS2-0017, Description: 1613B-CS2-011, Vial: Tray1:3

Total-Tetradoxins


7-190724A02 Smooth(SG,1x1)
1613B-CS2-011 H7-19-CCV-CS2-0017

F1:Voltage SIR,EI+
319.8965
7.999e+004



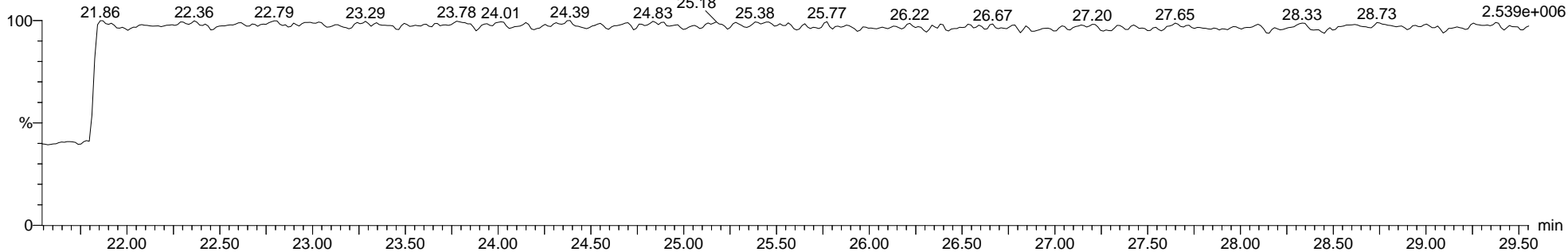
7-190724A02 Smooth(SG,1x1)
1613B-CS2-011 H7-19-CCV-CS2-0017

F1:Voltage SIR,EI+
321.8936
1.074e+005



7-190724A02 Smooth(SG,1x1)
1613B-CS2-011 H7-19-CCV-CS2-0017

F1:Voltage SIR,EI+
316.9824
2.539e+006



Dataset: C:\MassLynx\Dioxin.PRO\Result Files\7-190724A-ICAL_M23.qld

Last Altered: Thursday, July 25, 2019 09:29:35 Eastern Daylight Time


Printed: Friday, August 30, 2019 14:29:16 Eastern Daylight Time

Name: 7-190724A02, Date: 24-Jul-2019, Time: 16:37:39, ID: H7-19-CCV-CS2-0017, Description: 1613B-CS2-011, Vial: Tray1:3

13C-2378-TCDD ES

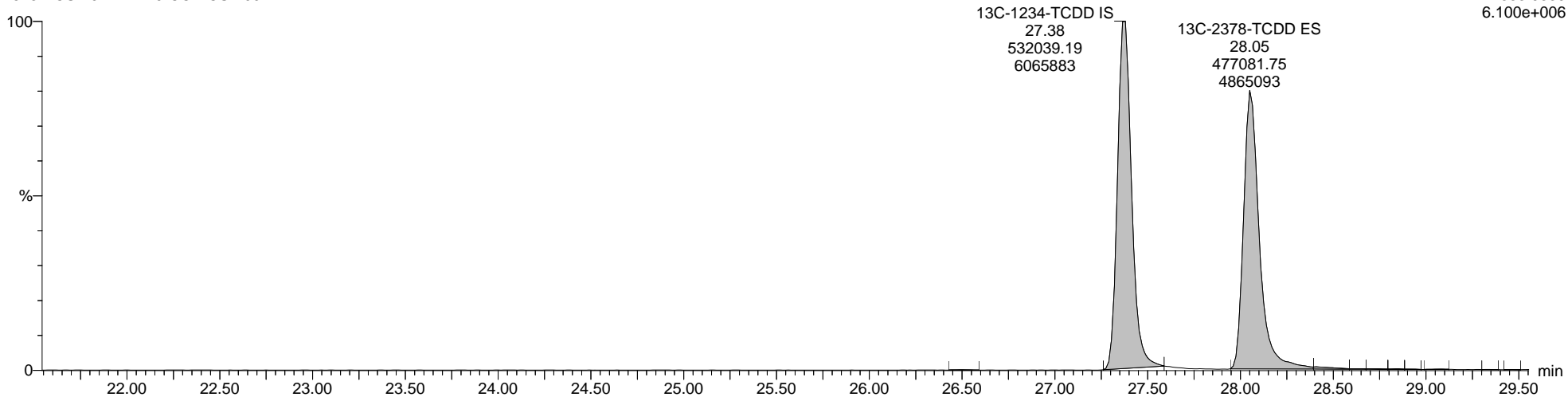
7-190724A02 Smooth(SG,1x1)
1613B-CS2-011 H7-19-CCV-CS2-0017

F1:Voltage SIR,EI+
331.9368
4.820e+006



7-190724A02 Smooth(SG,1x1)
1613B-CS2-011 H7-19-CCV-CS2-0017

F1:Voltage SIR,EI+
333.9339
6.100e+006



Quantify Sample Report MassLynx MassLynx V4.1 SCN 901

Dataset: C:\MassLynx\Dioxin.PRO\Result Files\7-190724A-ICAL_M23.qld


Last Altered: Thursday, July 25, 2019 09:29:35 Eastern Daylight Time

Printed: Friday, August 30, 2019 14:29:16 Eastern Daylight Time

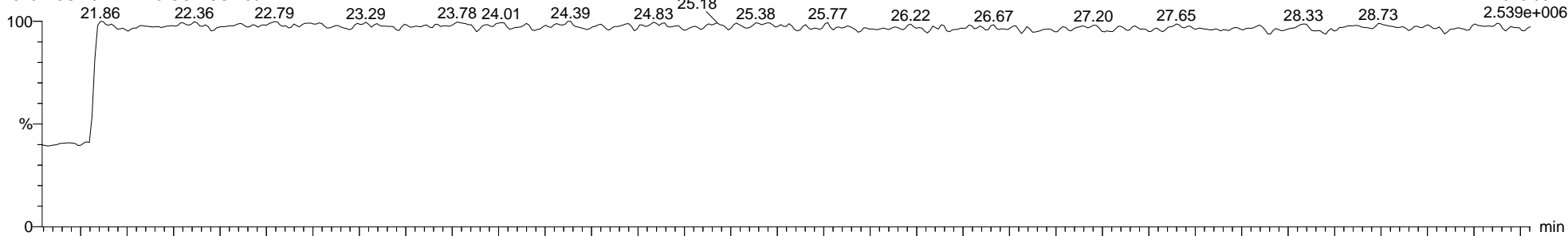
Name: 7-190724A02, Date: 24-Jul-2019, Time: 16:37:39, ID: H7-19-CCV-CS2-0017, Description: 1613B-CS2-011, Vial: Tray1:3

Totals-37Cl-2378-TCDD

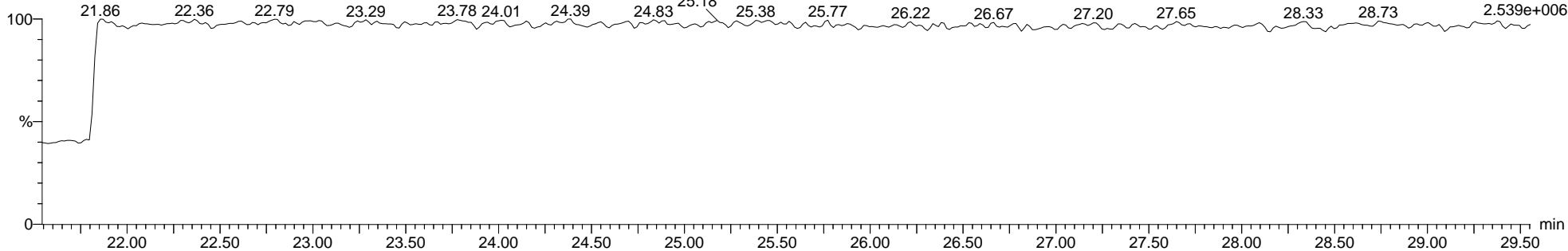
7-190724A02 Smooth(SG,1x1)
1613B-CS2-011 H7-19-CCV-CS2-0017



7-190724A02 Smooth(SG,1x1)
1613B-CS2-011 H7-19-CCV-CS2-0017



7-190724A02 Smooth(SG,1x1)
1613B-CS2-011 H7-19-CCV-CS2-0017



Quantify Sample Report MassLynx MassLynx V4.1 SCN 901

Dataset: C:\MassLynx\Dioxin.PRO\Result Files\7-190724A-ICAL_M23.qld

Last Altered: Thursday, July 25, 2019 09:29:35 Eastern Daylight Time


Printed: Friday, August 30, 2019 14:29:16 Eastern Daylight Time

Name: 7-190724A02, Date: 24-Jul-2019, Time: 16:37:39, ID: H7-19-CCV-CS2-0017, Description: 1613B-CS2-011, Vial: Tray1:3

Total-Pentadioxins

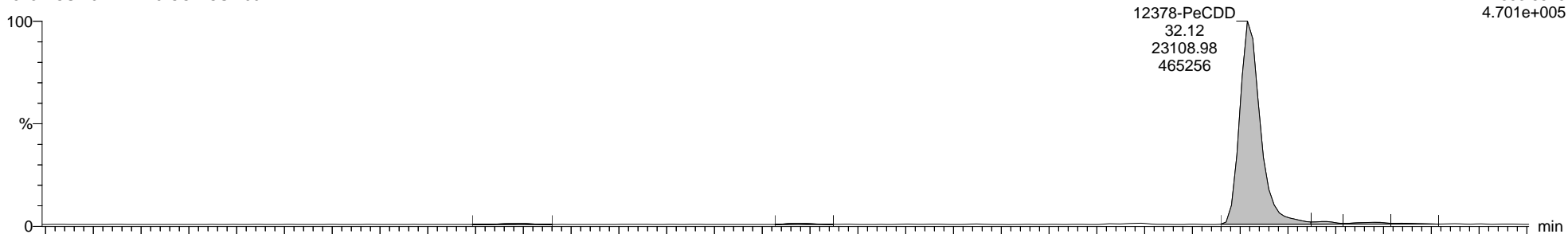
7-190724A02 Smooth(SG,1x1)
1613B-CS2-011 H7-19-CCV-CS2-0017

F2:Voltage SIR,EI+
355.8546
7.836e+005



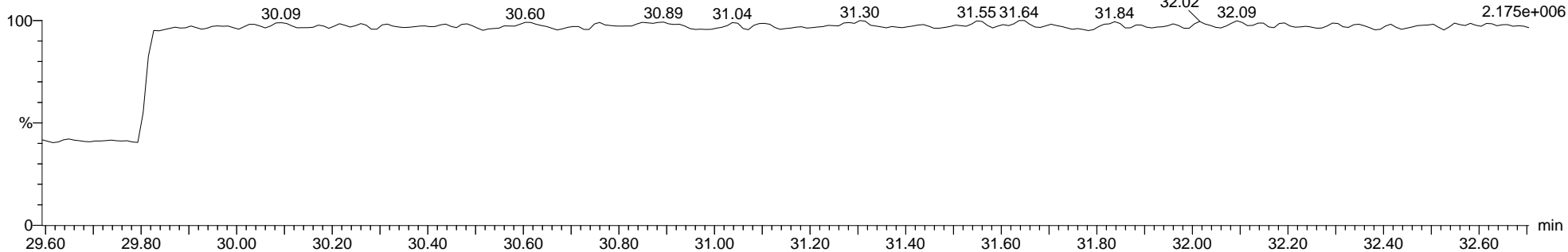
7-190724A02 Smooth(SG,1x1)
1613B-CS2-011 H7-19-CCV-CS2-0017

F2:Voltage SIR,EI+
353.8576
4.701e+005



7-190724A02 Smooth(SG,1x1)
1613B-CS2-011 H7-19-CCV-CS2-0017

F2:Voltage SIR,EI+
366.9792
2.175e+006



Quantify Sample Report

MassLynx MassLynx V4.1 SCN 901

Dataset: C:\MassLynx\Dioxin.PRO\Result Files\7-190724A-ICAL_M23.qld

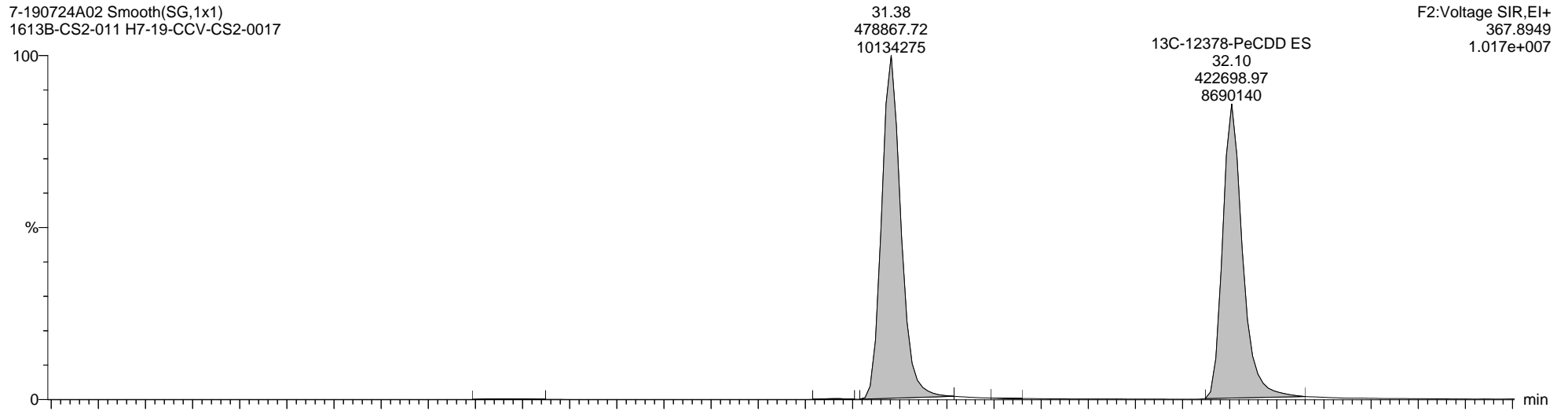
Last Altered: Thursday, July 25, 2019 09:29:35 Eastern Daylight Time

Printed: Friday, August 30, 2019 14:29:16 Eastern Daylight Time

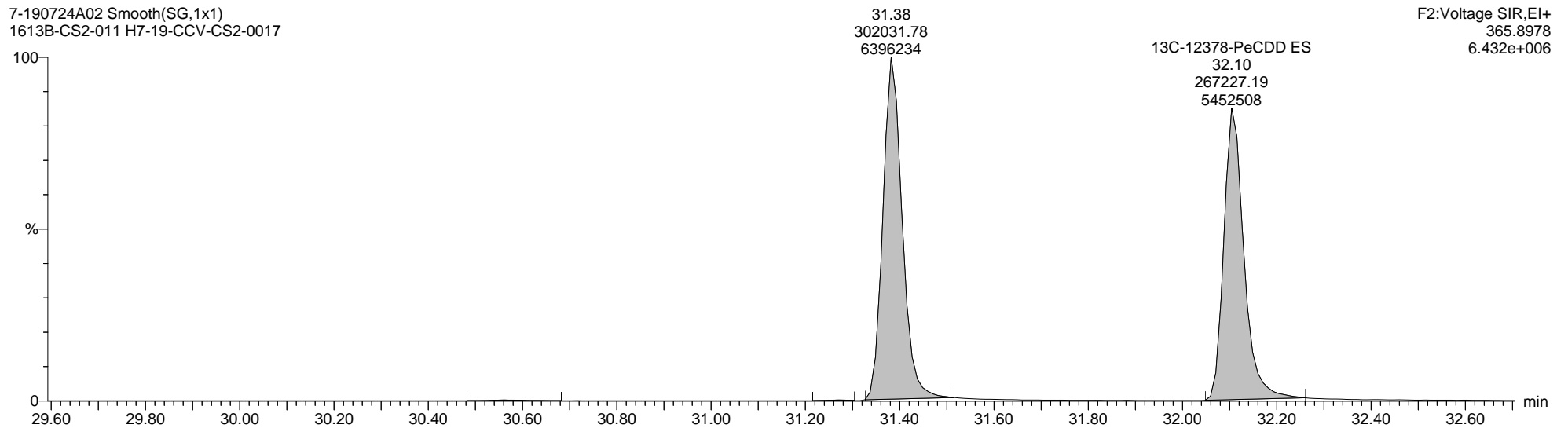
Name: 7-190724A02, Date: 24-Jul-2019, Time: 16:37:39, ID: H7-19-CCV-CS2-0017, Description: 1613B-CS2-011, Vial: Tray1:3

13C-12378-PeCDD ES

7-190724A02 Smooth(SG,1x1)
1613B-CS2-011 H7-19-CCV-CS2-0017



7-190724A02 Smooth(SG,1x1)
1613B-CS2-011 H7-19-CCV-CS2-0017



Quantify Sample Report MassLynx MassLynx V4.1 SCN 901

Dataset: C:\MassLynx\Dioxin.PRO\Result Files\7-190724A-ICAL_M23.qld

Last Altered: Thursday, July 25, 2019 09:29:35 Eastern Daylight Time


Printed: Friday, August 30, 2019 14:29:16 Eastern Daylight Time

Name: 7-190724A02, Date: 24-Jul-2019, Time: 16:37:39, ID: H7-19-CCV-CS2-0017, Description: 1613B-CS2-011, Vial: Tray1:3

Total-Hexadioxins


7-190724A02 Smooth(SG,1x1)
1613B-CS2-011 H7-19-CCV-CS2-0017

F3:Voltage SIR,EI+
389.8157
1.048e+006



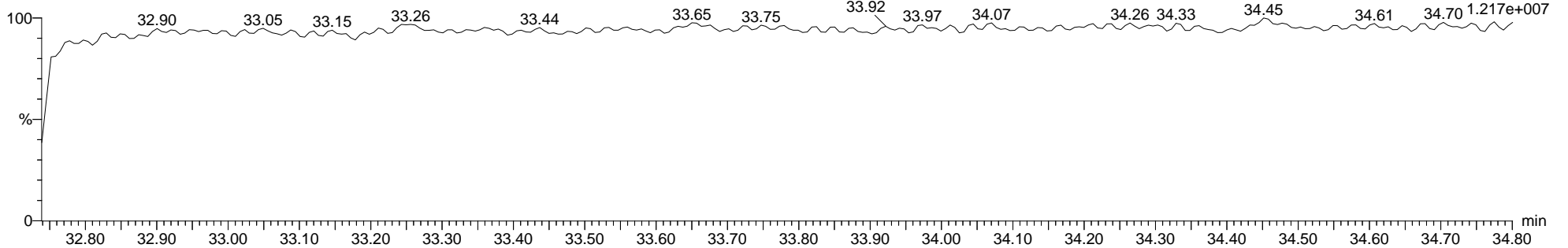
7-190724A02 Smooth(SG,1x1)
1613B-CS2-011 H7-19-CCV-CS2-0017

F3:Voltage SIR,EI+
391.8127
8.050e+005



7-190724A02 Smooth(SG,1x1)
1613B-CS2-011 H7-19-CCV-CS2-0017

F3:Voltage SIR,EI+
380.9760
1.217e+007



Quantify Sample Report MassLynx MassLynx V4.1 SCN 901

Dataset: C:\MassLynx\Dioxin.PRO\Result Files\7-190724A-ICAL_M23.qld

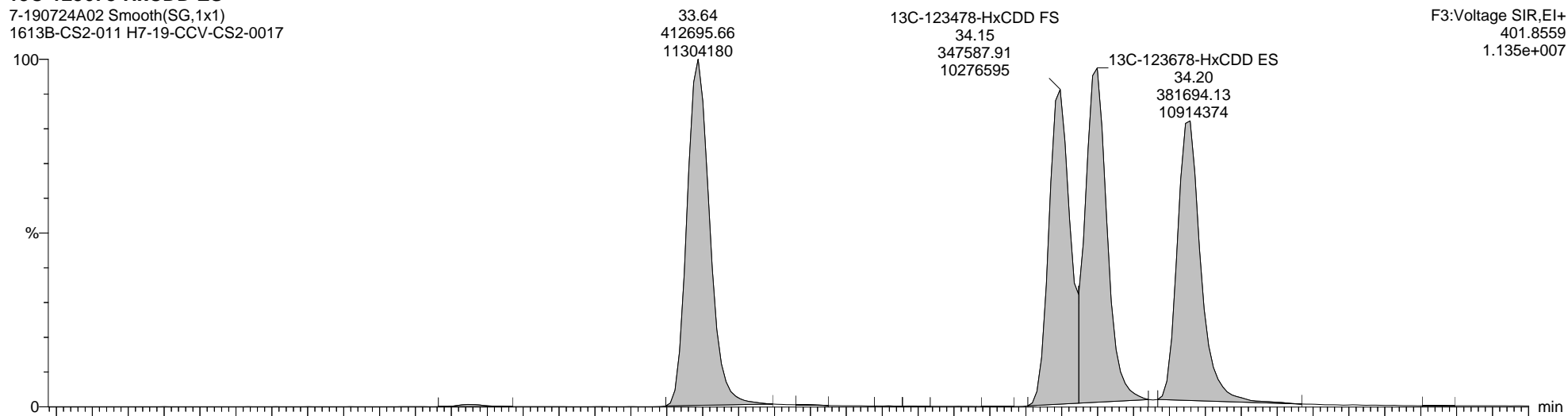
Last Altered: Thursday, July 25, 2019 09:29:35 Eastern Daylight Time

Printed: Friday, August 30, 2019 14:29:16 Eastern Daylight Time

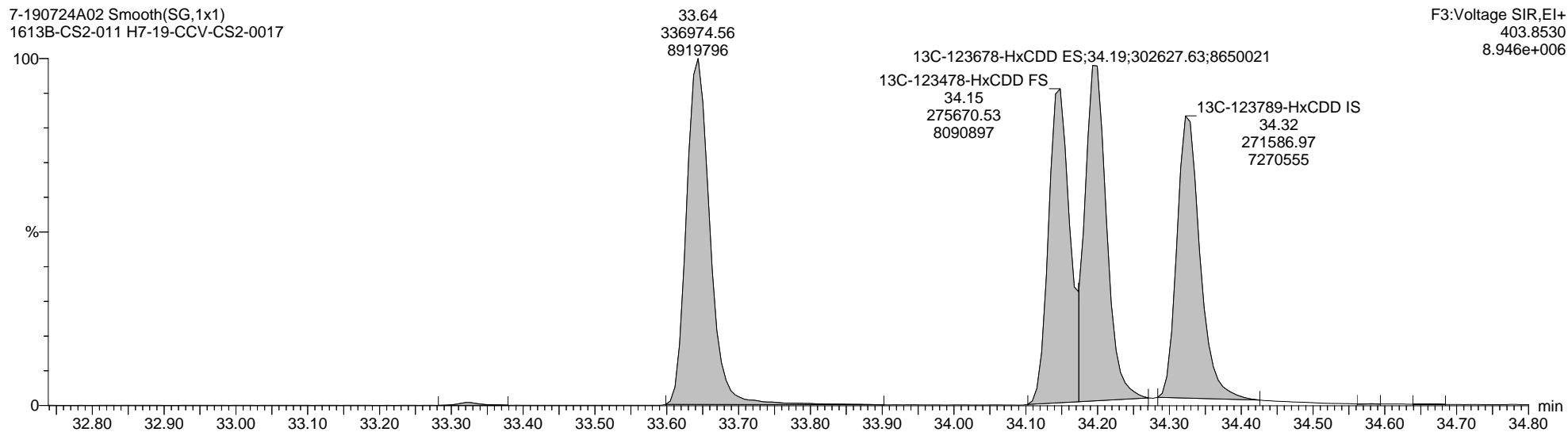
Name: 7-190724A02, Date: 24-Jul-2019, Time: 16:37:39, ID: H7-19-CCV-CS2-0017, Description: 1613B-CS2-011, Vial: Tray1:3

13C-123678-HxCDD ES

7-190724A02 Smooth(SG,1x1)
1613B-CS2-011 H7-19-CCV-CS2-0017



7-190724A02 Smooth(SG,1x1)
1613B-CS2-011 H7-19-CCV-CS2-0017



Quantify Sample Report MassLynx MassLynx V4.1 SCN 901

Dataset: C:\MassLynx\Dioxin.PRO\Result Files\7-190724A-ICAL_M23.qld

Last Altered: Thursday, July 25, 2019 09:29:35 Eastern Daylight Time

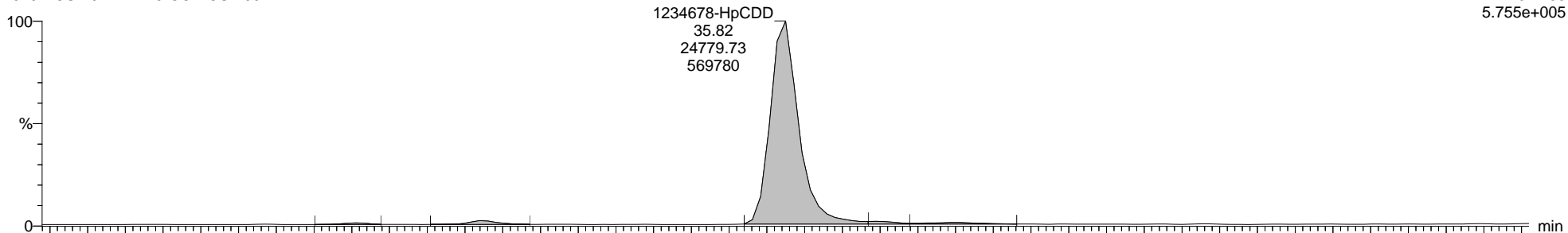
Printed: Friday, August 30, 2019 14:29:16 Eastern Daylight Time

Name: 7-190724A02, Date: 24-Jul-2019, Time: 16:37:39, ID: H7-19-CCV-CS2-0017, Description: 1613B-CS2-011, Vial: Tray1:3

Total-Heptadioxins

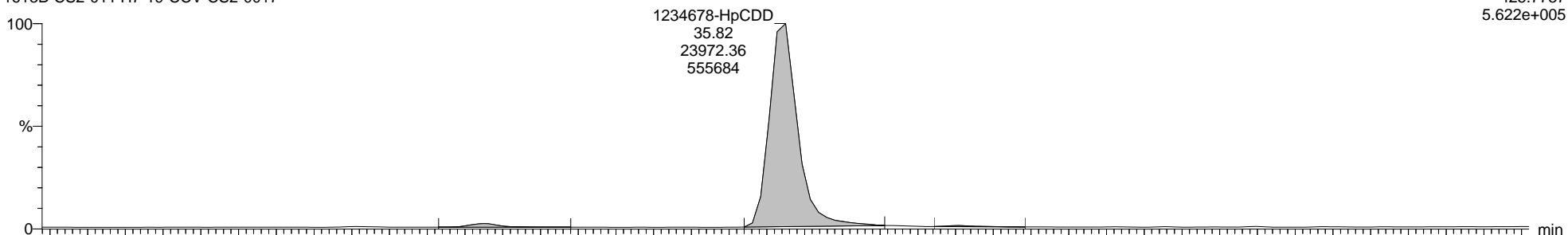
7-190724A02 Smooth(SG,1x1)
1613B-CS2-011 H7-19-CCV-CS2-0017

F4:Voltage SIR,EI+
423.7766
5.755e+005



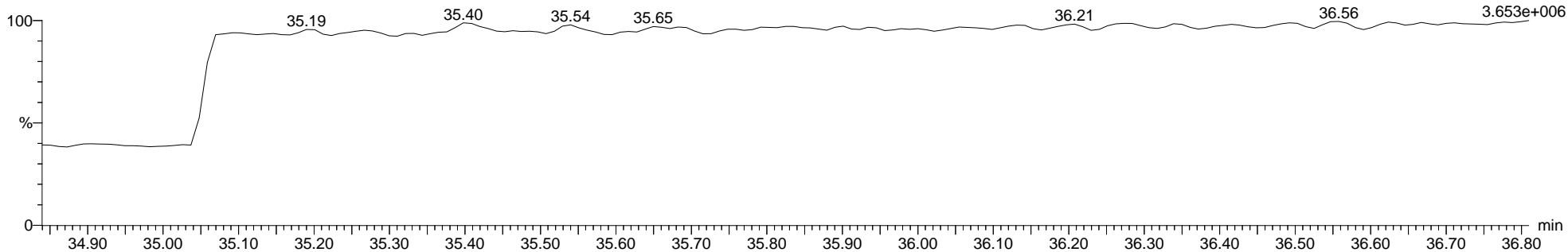
7-190724A02 Smooth(SG,1x1)
1613B-CS2-011 H7-19-CCV-CS2-0017

F4:Voltage SIR,EI+
425.7737
5.622e+005



7-190724A02 Smooth(SG,1x1)
1613B-CS2-011 H7-19-CCV-CS2-0017

F4:Voltage SIR,EI+
454.9728
3.653e+006



Dataset: C:\MassLynx\Dioxin.PRO\Result Files\7-190724A-ICAL_M23.qld

Last Altered: Thursday, July 25, 2019 09:29:35 Eastern Daylight Time

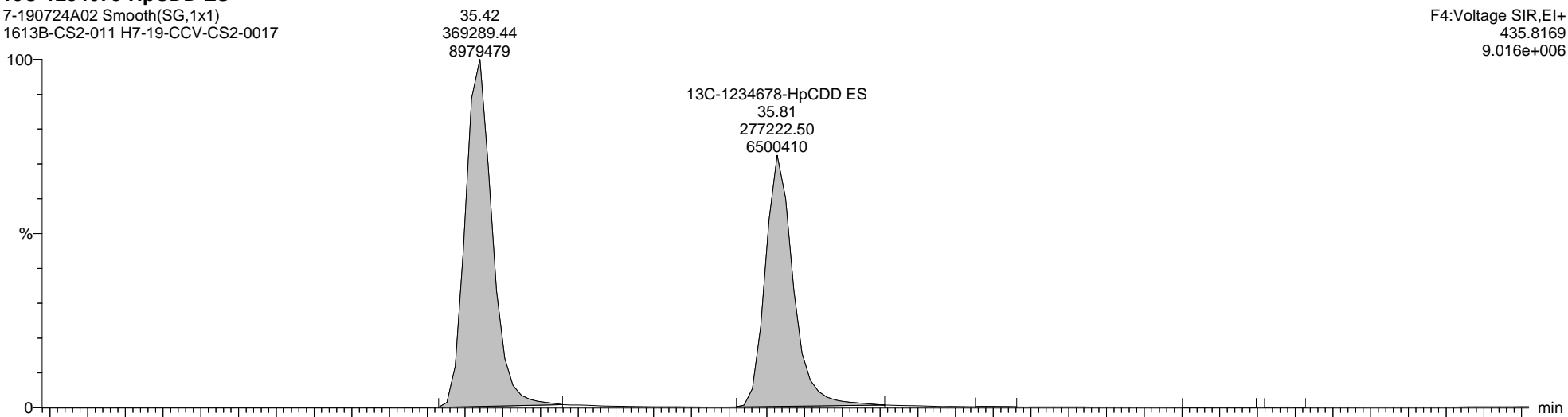
Printed: Friday, August 30, 2019 14:29:16 Eastern Daylight Time

Name: 7-190724A02, Date: 24-Jul-2019, Time: 16:37:39, ID: H7-19-CCV-CS2-0017, Description: 1613B-CS2-011, Vial: Tray1:3

13C-1234678-HpCDD ES

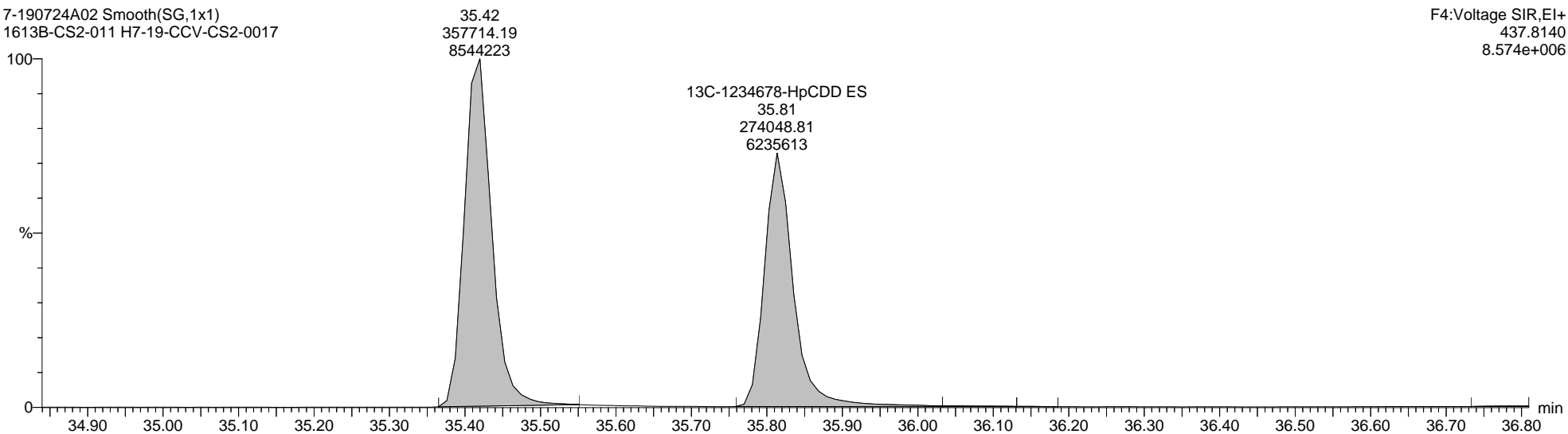
7-190724A02 Smooth(SG,1x1)
1613B-CS2-011 H7-19-CCV-CS2-0017

F4:Voltage SIR,EI+
435.8169
9.016e+006



7-190724A02 Smooth(SG,1x1)
1613B-CS2-011 H7-19-CCV-CS2-0017

F4:Voltage SIR,EI+
437.8140
8.574e+006



Quantify Sample Report MassLynx MassLynx V4.1 SCN 901

Dataset: C:\MassLynx\Dioxin.PRO\Result Files\7-190724A-ICAL_M23.qld


Last Altered: Thursday, July 25, 2019 09:29:35 Eastern Daylight Time

Printed: Friday, August 30, 2019 14:29:16 Eastern Daylight Time


Name: 7-190724A02, Date: 24-Jul-2019, Time: 16:37:39, ID: H7-19-CCV-CS2-0017, Description: 1613B-CS2-011, Vial: Tray1:3

Total-OCDD

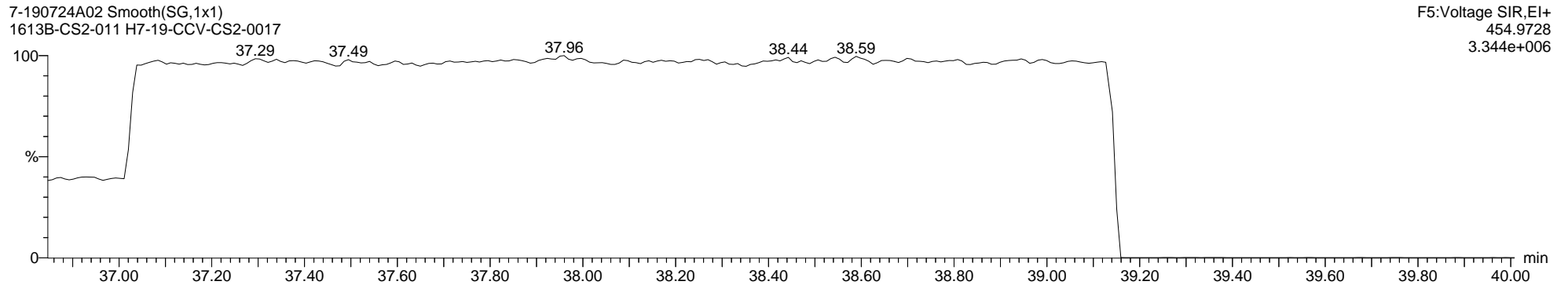
7-190724A02 Smooth(SG,1x1)
1613B-CS2-011 H7-19-CCV-CS2-0017



7-190724A02 Smooth(SG,1x1)
1613B-CS2-011 H7-19-CCV-CS2-0017



7-190724A02 Smooth(SG,1x1)
1613B-CS2-011 H7-19-CCV-CS2-0017



Quantify Sample Report MassLynx MassLynx V4.1 SCN 901

Dataset: C:\MassLynx\Dioxin.PRO\Result Files\7-190724A-ICAL_M23.qld

Last Altered: Thursday, July 25, 2019 09:29:35 Eastern Daylight Time


Printed: Friday, August 30, 2019 14:29:16 Eastern Daylight Time

Name: 7-190724A02, Date: 24-Jul-2019, Time: 16:37:39, ID: H7-19-CCV-CS2-0017, Description: 1613B-CS2-011, Vial: Tray1:3

13C-OCDD ES

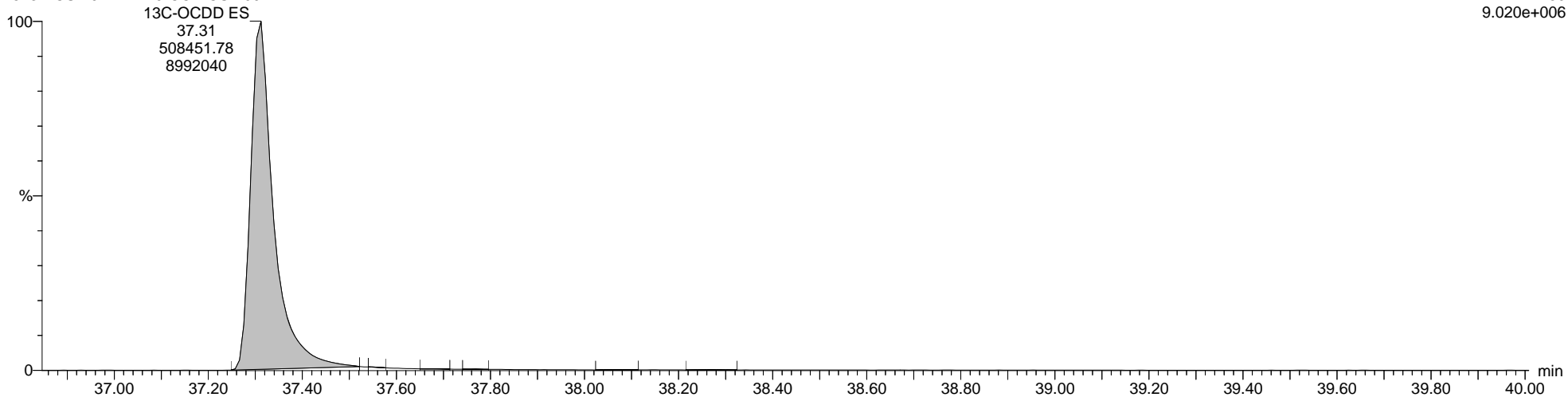
7-190724A02 Smooth(SG,1x1)
1613B-CS2-011 H7-19-CCV-CS2-0017

F5:Voltage SIR,EI+
469.7779
8.060e+006



7-190724A02 Smooth(SG,1x1)
1613B-CS2-011 H7-19-CCV-CS2-0017

F5:Voltage SIR,EI+
471.7750
9.020e+006



Quantify Sample Report MassLynx MassLynx V4.1 SCN 901

Dataset: C:\MassLynx\Dioxin.PRO\Result Files\7-190724A-ICAL_M23.qld

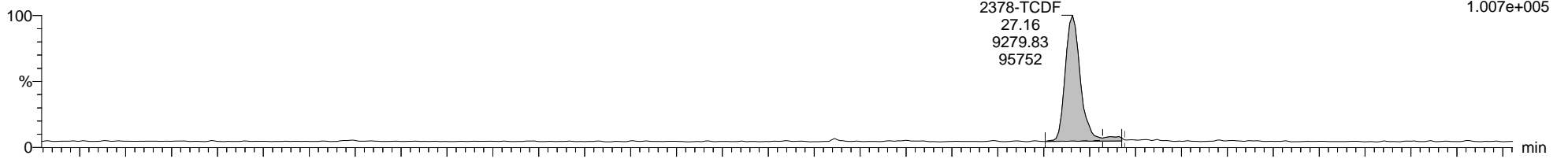
Last Altered: Thursday, July 25, 2019 09:29:35 Eastern Daylight Time
Printed: Friday, August 30, 2019 14:29:16 Eastern Daylight Time

Name: 7-190724A02, Date: 24-Jul-2019, Time: 16:37:39, ID: H7-19-CCV-CS2-0017, Description: 1613B-CS2-011, Vial: Tray1:3

Total-Tetrafurans

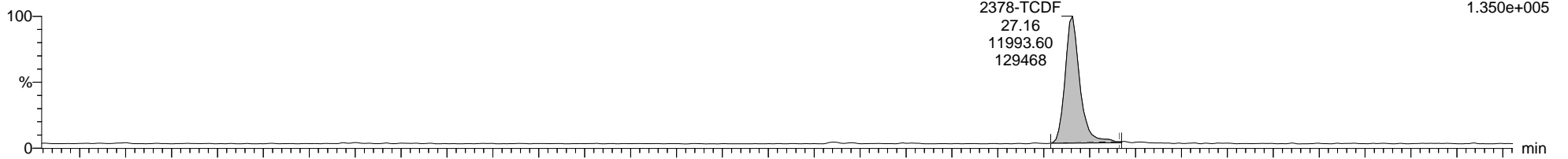
7-190724A02 Smooth(SG,1x1)
1613B-CS2-011 H7-19-CCV-CS2-0017

F1:Voltage SIR,EI+
303.9016
1.007e+005



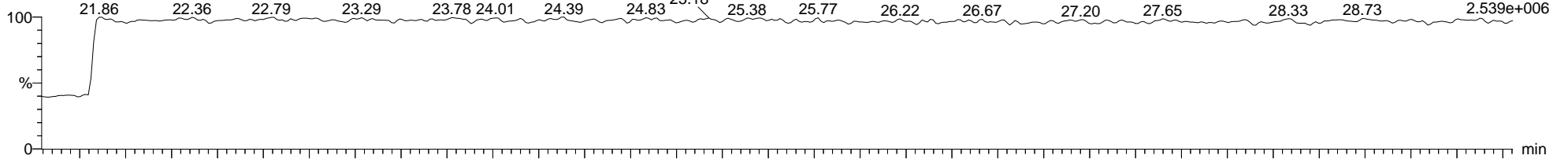
7-190724A02 Smooth(SG,1x1)
1613B-CS2-011 H7-19-CCV-CS2-0017

F1:Voltage SIR,EI+
305.8987
1.350e+005



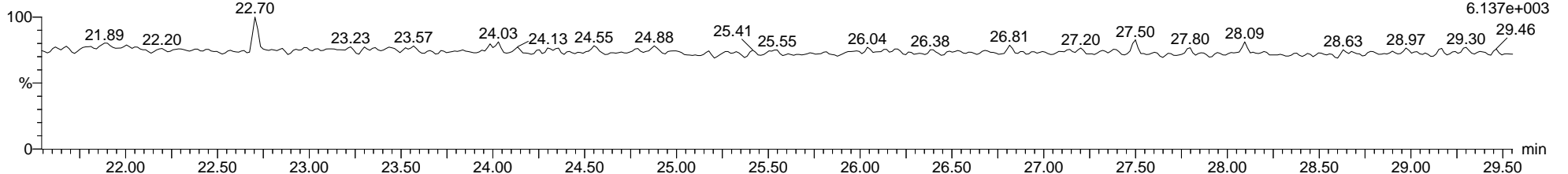
7-190724A02 Smooth(SG,1x1)
1613B-CS2-011 H7-19-CCV-CS2-0017

F1:Voltage SIR,EI+
316.9824
2.539e+006



7-190724A02 Smooth(SG,1x1)
1613B-CS2-011 H7-19-CCV-CS2-0017

F1:Voltage SIR,EI+
375.8364
6.137e+003



Dataset: C:\MassLynx\Dioxin.PRO\Result Files\7-190724A-ICAL_M23.qld

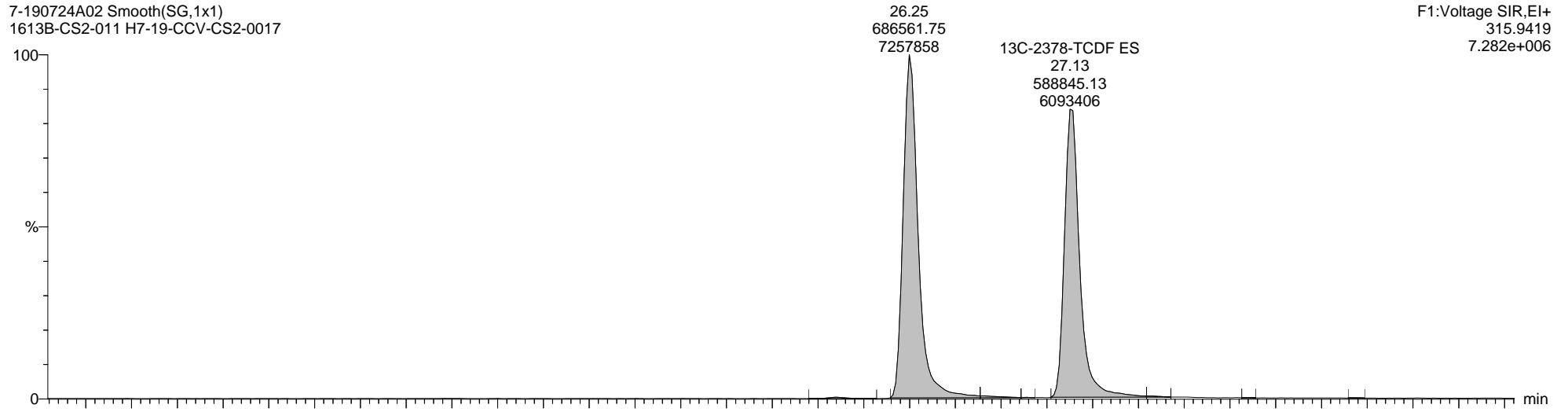
Last Altered: Thursday, July 25, 2019 09:29:35 Eastern Daylight Time

Printed: Friday, August 30, 2019 14:29:16 Eastern Daylight Time

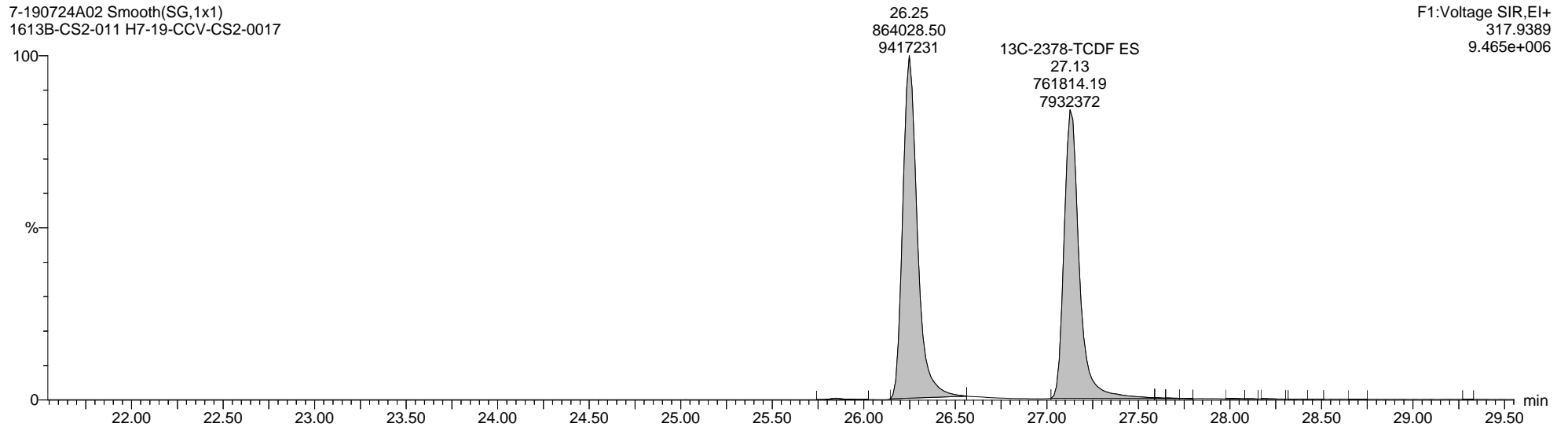
Name: 7-190724A02, Date: 24-Jul-2019, Time: 16:37:39, ID: H7-19-CCV-CS2-0017, Description: 1613B-CS2-011, Vial: Tray1:3

13C-2378-TCDF ES

7-190724A02 Smooth(SG,1x1)
1613B-CS2-011 H7-19-CCV-CS2-0017



7-190724A02 Smooth(SG,1x1)
1613B-CS2-011 H7-19-CCV-CS2-0017



Quantify Sample Report MassLynx MassLynx V4.1 SCN 901

Dataset: C:\MassLynx\Dioxin.PRO\Result Files\7-190724A-ICAL_M23.qld

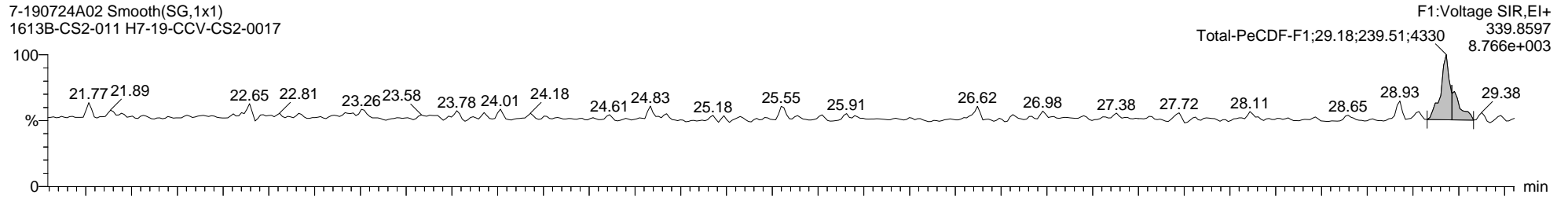
Last Altered: Thursday, July 25, 2019 09:29:35 Eastern Daylight Time

Printed: Friday, August 30, 2019 14:29:16 Eastern Daylight Time

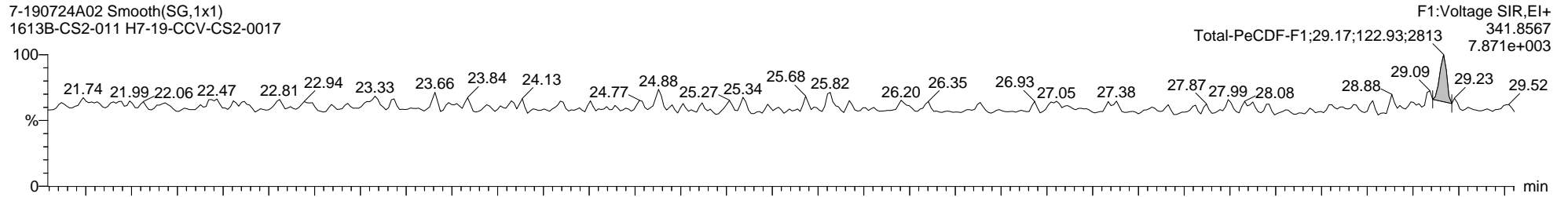
Name: 7-190724A02, Date: 24-Jul-2019, Time: 16:37:39, ID: H7-19-CCV-CS2-0017, Description: 1613B-CS2-011, Vial: Tray1:3

Total-PeCDF-F1

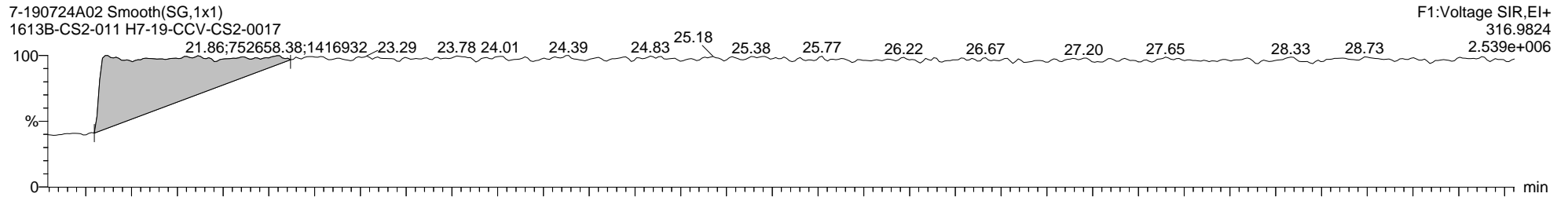
7-190724A02 Smooth(SG,1x1)
1613B-CS2-011 H7-19-CCV-CS2-0017



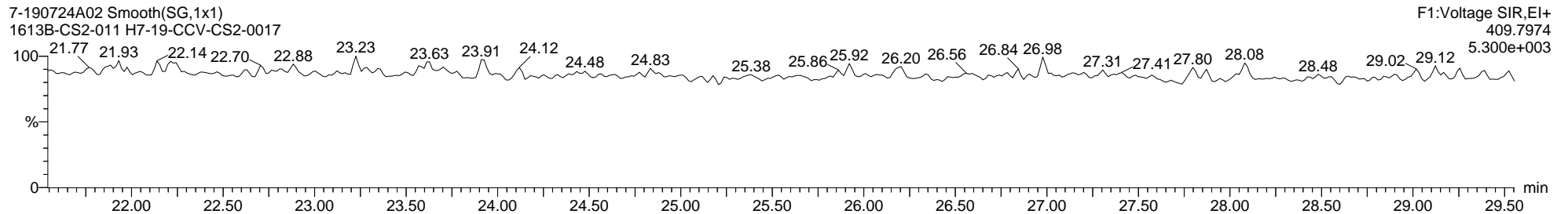
7-190724A02 Smooth(SG,1x1)
1613B-CS2-011 H7-19-CCV-CS2-0017



7-190724A02 Smooth(SG,1x1)
1613B-CS2-011 H7-19-CCV-CS2-0017



7-190724A02 Smooth(SG,1x1)
1613B-CS2-011 H7-19-CCV-CS2-0017



Quantify Sample Report MassLynx MassLynx V4.1 SCN 901

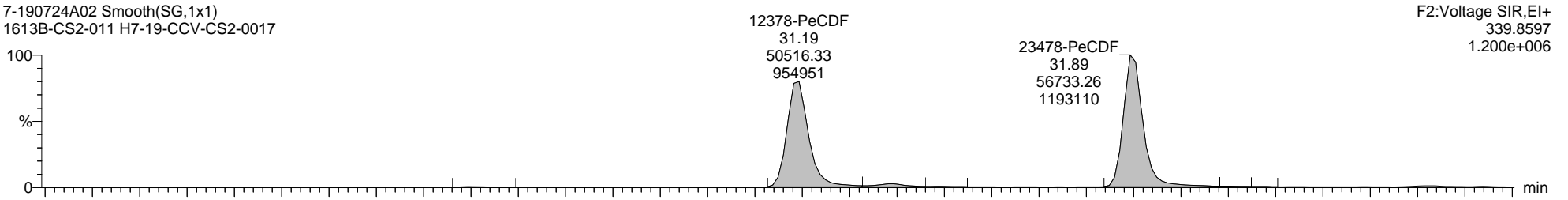
Dataset: C:\MassLynx\Dioxin.PRO\Result Files\7-190724A-ICAL_M23.qld

Last Altered: Thursday, July 25, 2019 09:29:35 Eastern Daylight Time
Printed: Friday, August 30, 2019 14:29:16 Eastern Daylight Time

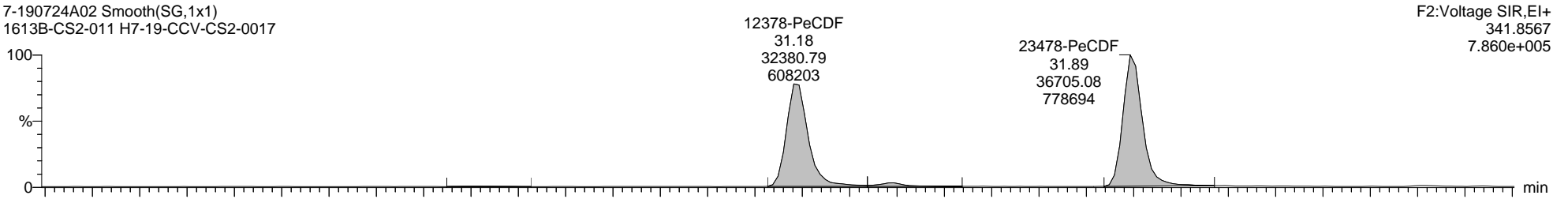
Name: 7-190724A02, Date: 24-Jul-2019, Time: 16:37:39, ID: H7-19-CCV-CS2-0017, Description: 1613B-CS2-011, Vial: Tray1:3

Total-Pentafurans

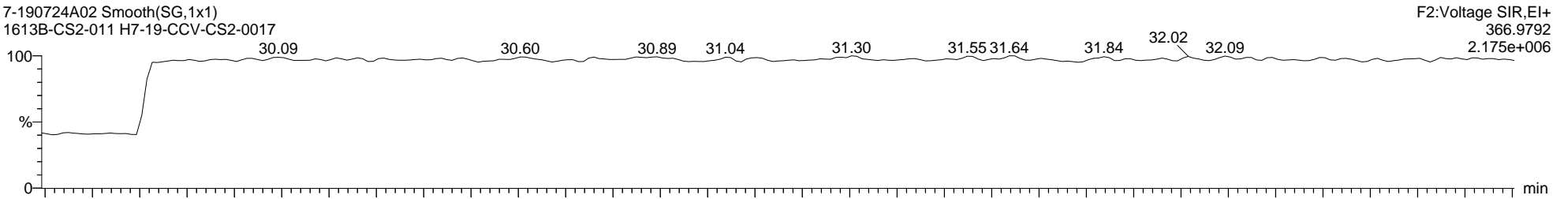
7-190724A02 Smooth(SG,1x1)
1613B-CS2-011 H7-19-CCV-CS2-0017



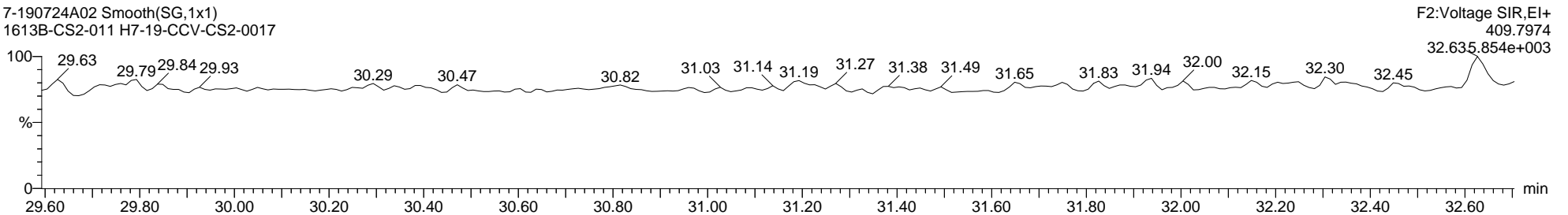
7-190724A02 Smooth(SG,1x1)
1613B-CS2-011 H7-19-CCV-CS2-0017



7-190724A02 Smooth(SG,1x1)
1613B-CS2-011 H7-19-CCV-CS2-0017



7-190724A02 Smooth(SG,1x1)
1613B-CS2-011 H7-19-CCV-CS2-0017



Dataset: C:\MassLynx\Dioxin.PRO\Result Files\7-190724A-ICAL_M23.qld

Last Altered: Thursday, July 25, 2019 09:29:35 Eastern Daylight Time

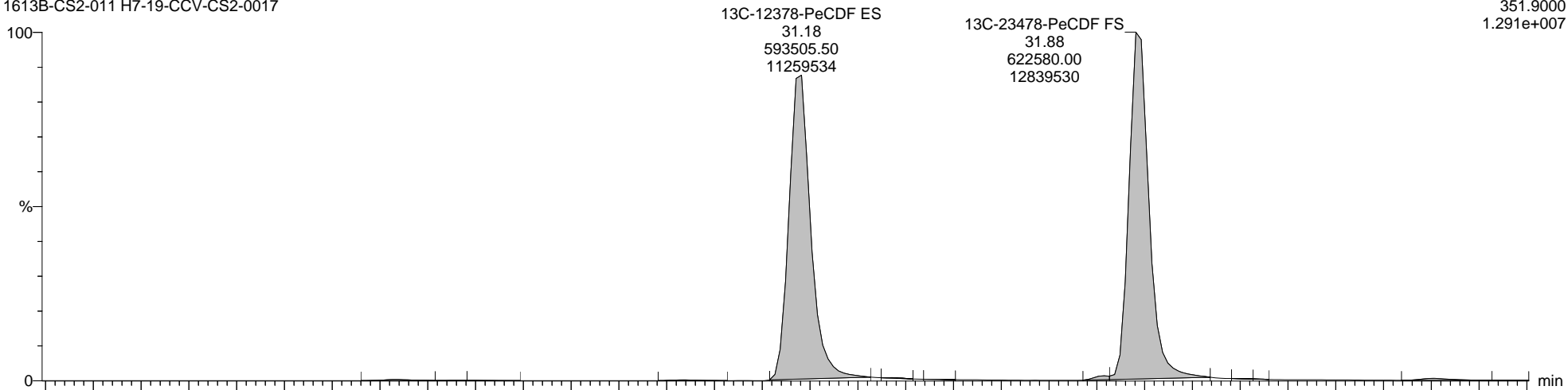
Printed: Friday, August 30, 2019 14:29:16 Eastern Daylight Time

Name: 7-190724A02, Date: 24-Jul-2019, Time: 16:37:39, ID: H7-19-CCV-CS2-0017, Description: 1613B-CS2-011, Vial: Tray1:3

13C-12378-PeCDF ES

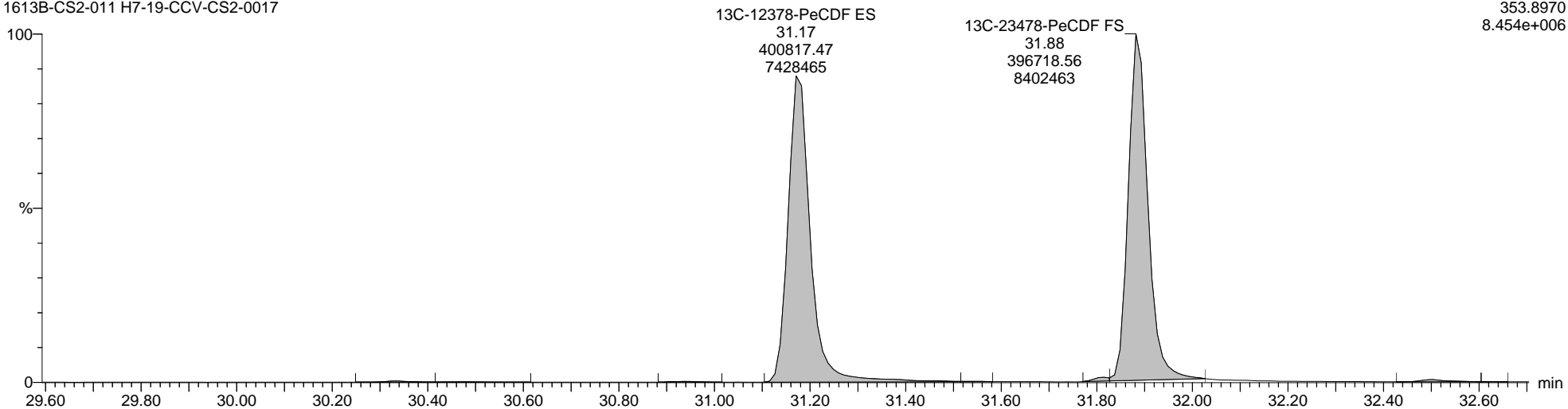
7-190724A02 Smooth(SG,1x1)
1613B-CS2-011 H7-19-CCV-CS2-0017

F2:Voltage SIR,EI+
351.9000
1.291e+007



7-190724A02 Smooth(SG,1x1)
1613B-CS2-011 H7-19-CCV-CS2-0017

F2:Voltage SIR,EI+
353.8970
8.454e+006



Quantify Sample Report MassLynx MassLynx V4.1 SCN 901

Dataset: C:\MassLynx\Dioxin.PRO\Result Files\7-190724A-ICAL_M23.qld

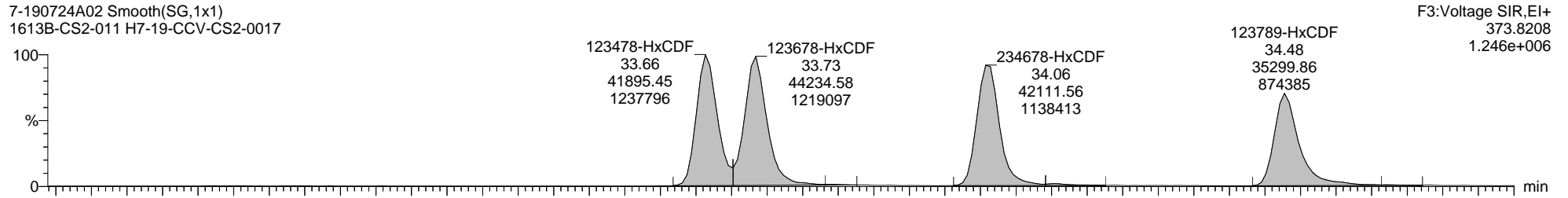
Last Altered: Thursday, July 25, 2019 09:29:35 Eastern Daylight Time

Printed: Friday, August 30, 2019 14:29:16 Eastern Daylight Time

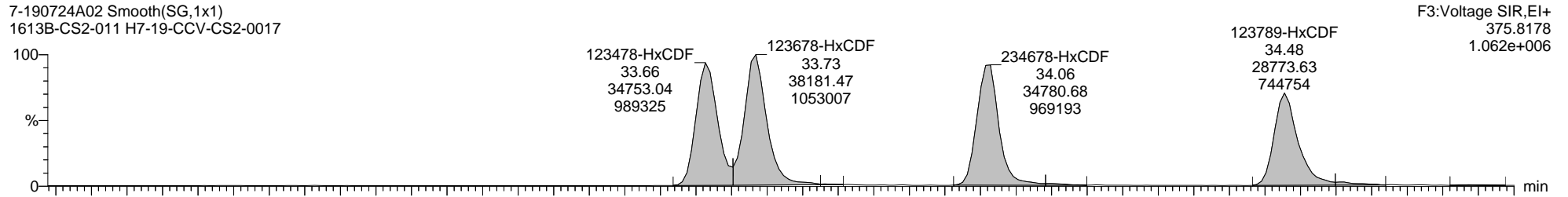
Name: 7-190724A02, Date: 24-Jul-2019, Time: 16:37:39, ID: H7-19-CCV-CS2-0017, Description: 1613B-CS2-011, Vial: Tray1:3

Total-Hexafurans

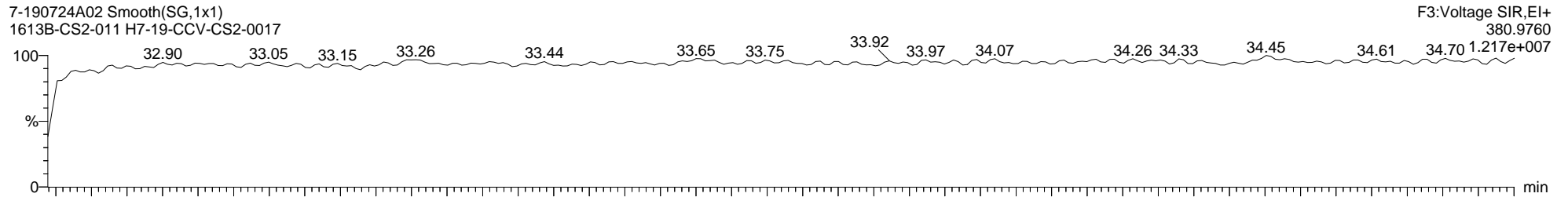
7-190724A02 Smooth(SG,1x1)
1613B-CS2-011 H7-19-CCV-CS2-0017



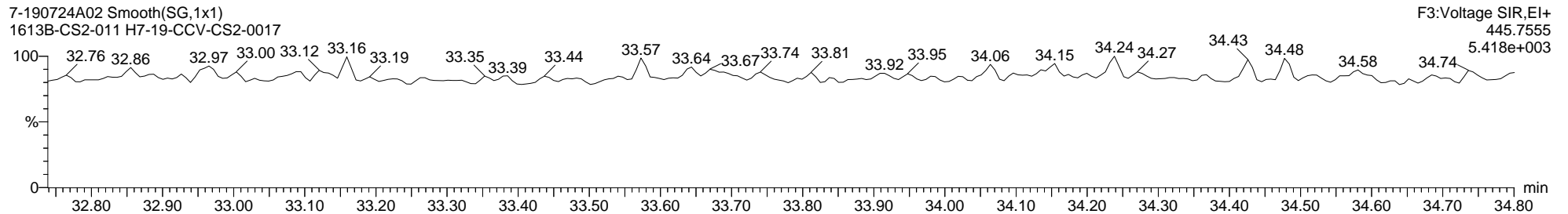
7-190724A02 Smooth(SG,1x1)
1613B-CS2-011 H7-19-CCV-CS2-0017



7-190724A02 Smooth(SG,1x1)
1613B-CS2-011 H7-19-CCV-CS2-0017



7-190724A02 Smooth(SG,1x1)
1613B-CS2-011 H7-19-CCV-CS2-0017



Quantify Sample Report MassLynx MassLynx V4.1 SCN 901

Dataset: C:\MassLynx\Dioxin.PRO\Result Files\7-190724A-ICAL_M23.qld

Last Altered: Thursday, July 25, 2019 09:29:35 Eastern Daylight Time

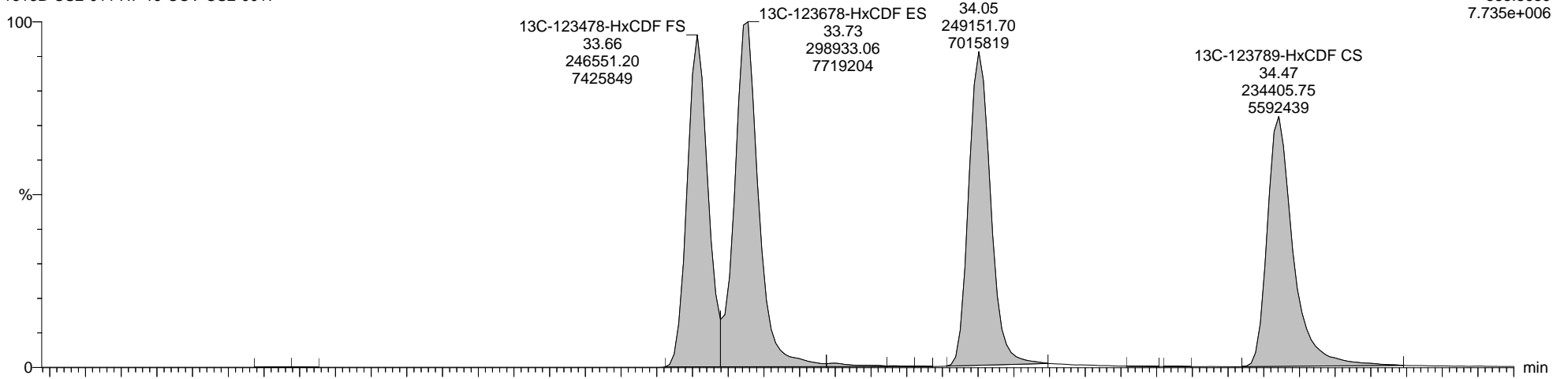
Printed: Friday, August 30, 2019 14:29:16 Eastern Daylight Time

Name: 7-190724A02, Date: 24-Jul-2019, Time: 16:37:39, ID: H7-19-CCV-CS2-0017, Description: 1613B-CS2-011, Vial: Tray1:3

13C-123678-HxCDF ES

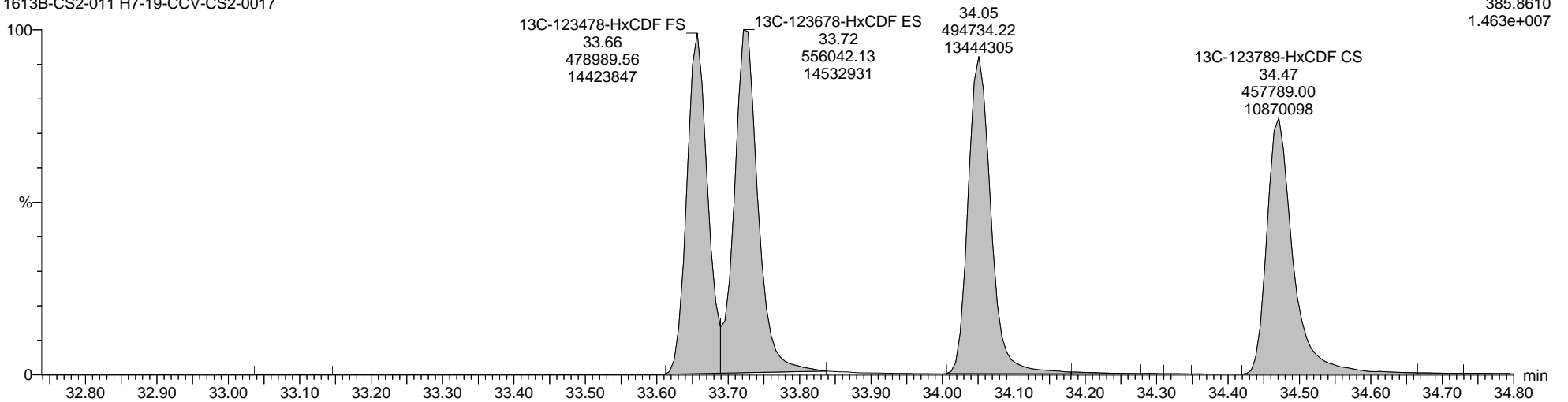
7-190724A02 Smooth(SG,1x1)
1613B-CS2-011 H7-19-CCV-CS2-0017

F3:Voltage SIR,EI+
383.8639
7.735e+006



7-190724A02 Smooth(SG,1x1)
1613B-CS2-011 H7-19-CCV-CS2-0017

F3:Voltage SIR,EI+
385.8610
1.463e+007



Quantify Sample Report MassLynx MassLynx V4.1 SCN 901

Dataset: C:\MassLynx\Dioxin.PRO\Result Files\7-190724A-ICAL_M23.qld

Last Altered: Thursday, July 25, 2019 09:29:35 Eastern Daylight Time
Printed: Friday, August 30, 2019 14:29:16 Eastern Daylight Time


Name: 7-190724A02, Date: 24-Jul-2019, Time: 16:37:39, ID: H7-19-CCV-CS2-0017, Description: 1613B-CS2-011, Vial: Tray1:3

Total-Heptafurans

7-190724A02 Smooth(SG,1x1)

1613B-CS2-011 H7-19-CCV-CS2-0017


F4:Voltage SIR,EI+
409.7789
8.484e+005



7-190724A02 Smooth(SG,1x1)

1613B-CS2-011 H7-19-CCV-CS2-0017

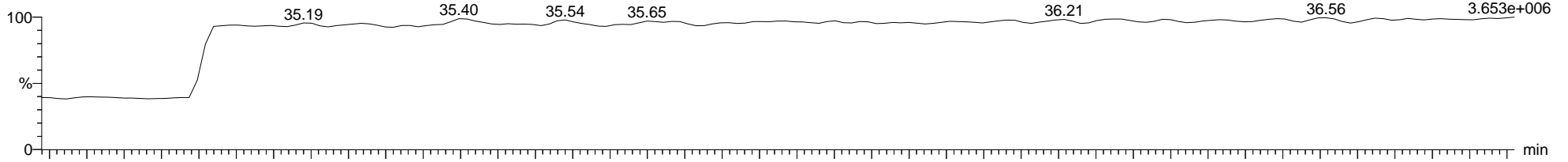
F4:Voltage SIR,EI+
411.7759
4.380e+005



7-190724A02 Smooth(SG,1x1)

1613B-CS2-011 H7-19-CCV-CS2-0017

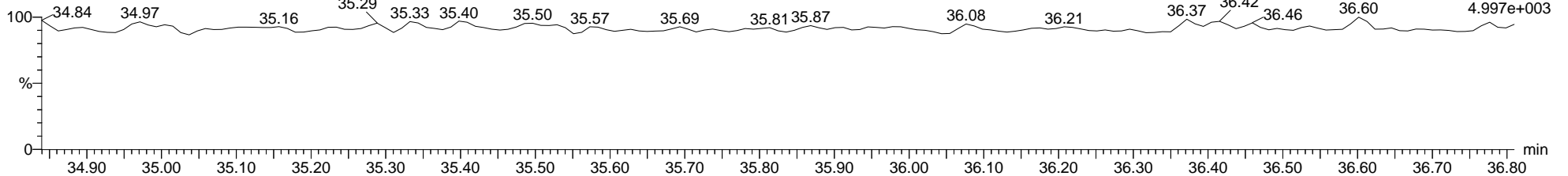
F4:Voltage SIR,EI+
454.9728
3.653e+006



7-190724A02 Smooth(SG,1x1)

1613B-CS2-011 H7-19-CCV-CS2-0017

F4:Voltage SIR,EI+
479.7165
4.997e+003



Quantify Sample Report MassLynx MassLynx V4.1 SCN 901

Dataset: C:\MassLynx\Dioxin.PRO\Result Files\7-190724A-ICAL_M23.qld

Last Altered: Thursday, July 25, 2019 09:29:35 Eastern Daylight Time

Printed: Friday, August 30, 2019 14:29:16 Eastern Daylight Time

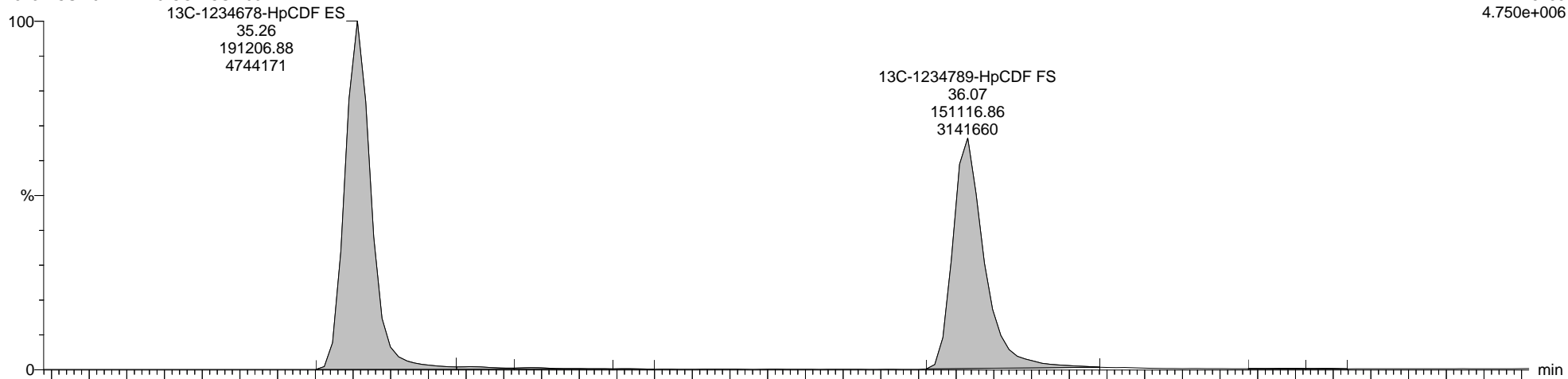
Name: 7-190724A02, Date: 24-Jul-2019, Time: 16:37:39, ID: H7-19-CCV-CS2-0017, Description: 1613B-CS2-011, Vial: Tray1:3

13C-1234678-HpCDF ES

7-190724A02 Smooth(SG,1x1)

1613B-CS2-011 H7-19-CCV-CS2-0017

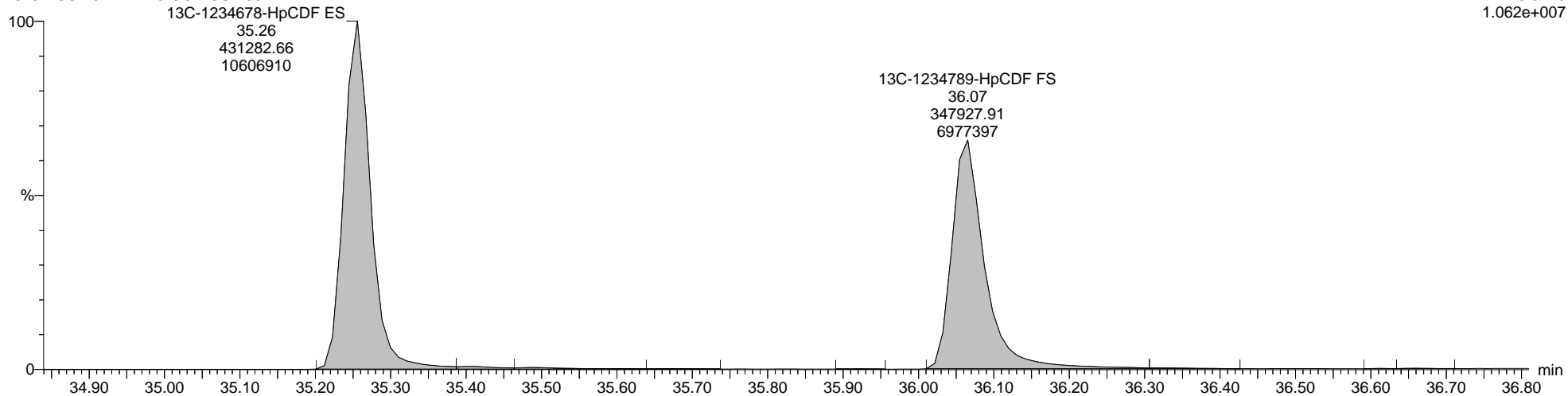
F4:Voltage SIR,EI+
417.8253
4.750e+006



7-190724A02 Smooth(SG,1x1)

1613B-CS2-011 H7-19-CCV-CS2-0017

F4:Voltage SIR,EI+
419.8220
1.062e+007



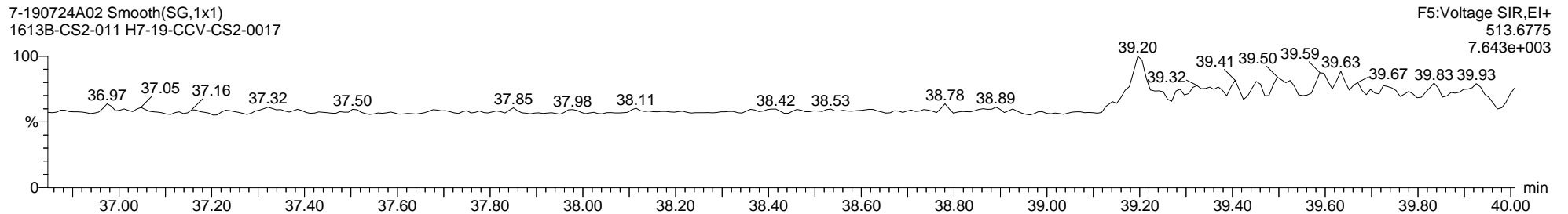
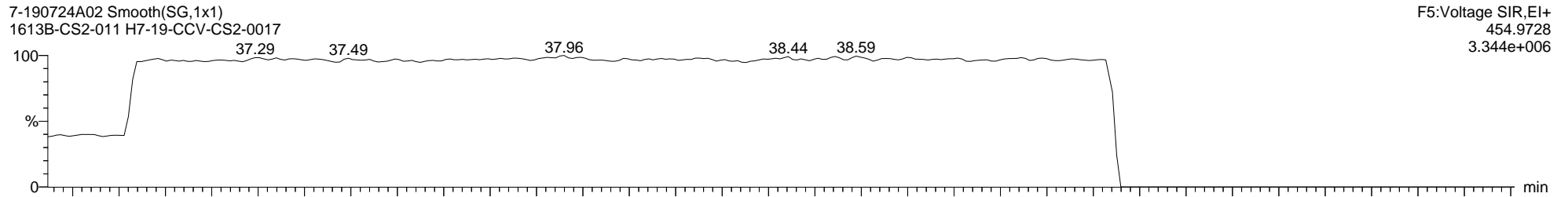
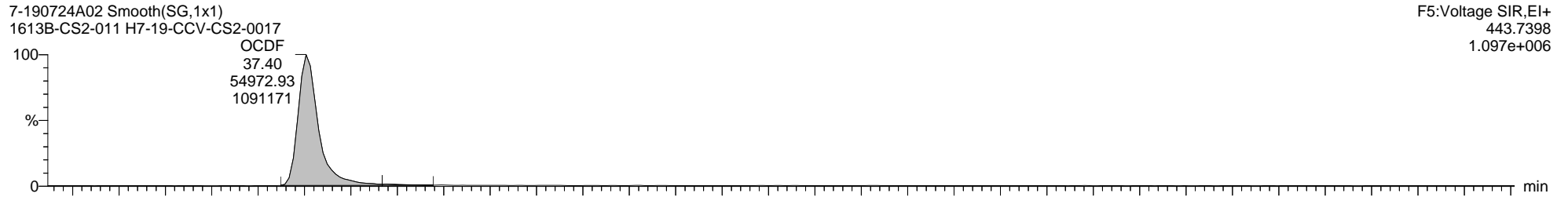
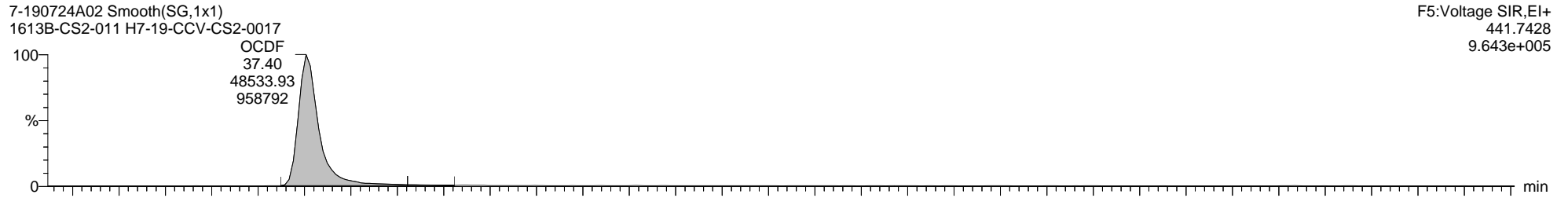
Quantify Sample Report MassLynx MassLynx V4.1 SCN 901

Dataset: C:\MassLynx\Dioxin.PRO\Result Files\7-190724A-ICAL_M23.qld

Last Altered: Thursday, July 25, 2019 09:29:35 Eastern Daylight Time
Printed: Friday, August 30, 2019 14:29:16 Eastern Daylight Time

Name: 7-190724A02, Date: 24-Jul-2019, Time: 16:37:39, ID: H7-19-CCV-CS2-0017, Description: 1613B-CS2-011, Vial: Tray1:3

Totals-OCDF



Quantify Sample Report MassLynx MassLynx V4.1 SCN 901

Dataset: C:\MassLynx\Dioxin.PRO\Result Files\7-190724A-ICAL_M23.qld

Last Altered: Thursday, July 25, 2019 09:29:35 Eastern Daylight Time

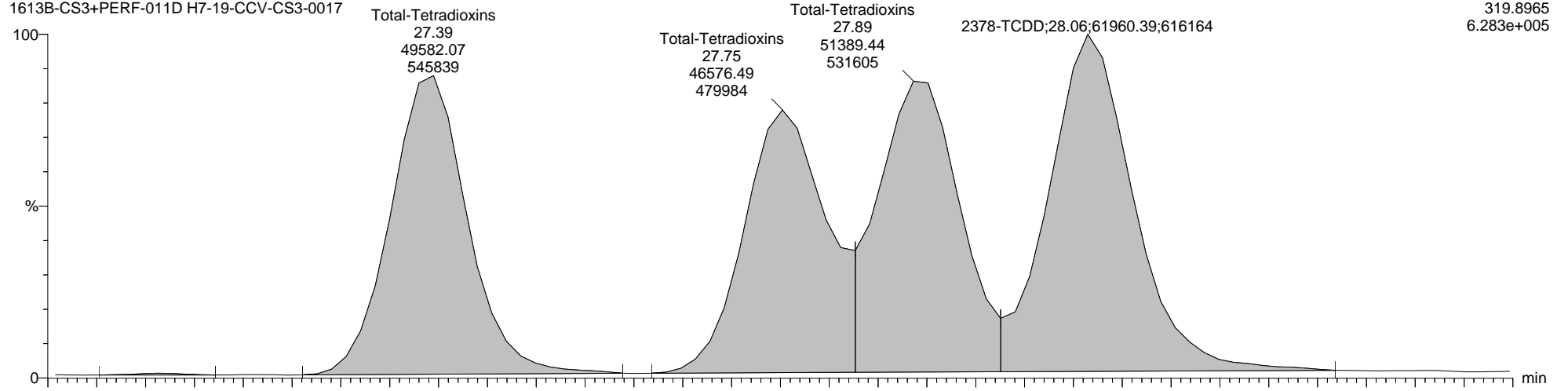
Printed: Friday, August 30, 2019 14:29:16 Eastern Daylight Time

Name: 7-190724A01, Date: 24-Jul-2019, Time: 15:56:22, ID: H7-19-CCV-CS3-0017, Description: 1613B-CS3+PERF-011D, Vial: Tray1:1

2378-TCDD

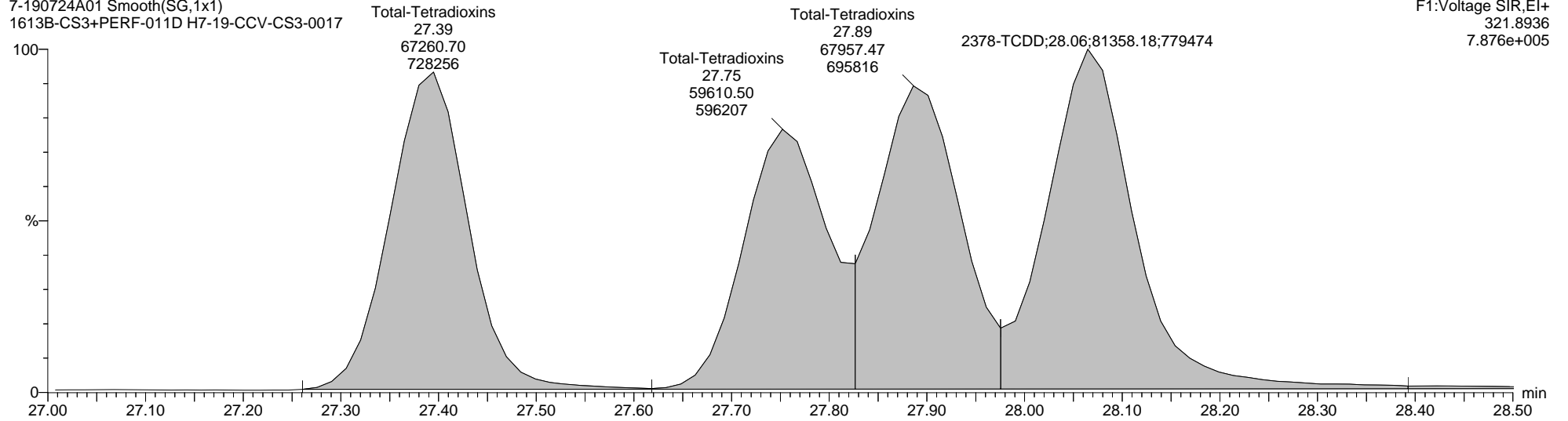
7-190724A01 Smooth(SG,1x1)
1613B-CS3+PERF-011D H7-19-CCV-CS3-0017

F1:Voltage SIR,EI+
319.8965
6.283e+005



7-190724A01 Smooth(SG,1x1)
1613B-CS3+PERF-011D H7-19-CCV-CS3-0017

F1:Voltage SIR,EI+
321.8936
7.876e+005



Quantify Sample Report MassLynx MassLynx V4.1 SCN 901

Dataset: C:\MassLynx\Dioxin.PRO\Result Files\7-190724A-ICAL_M23.qld

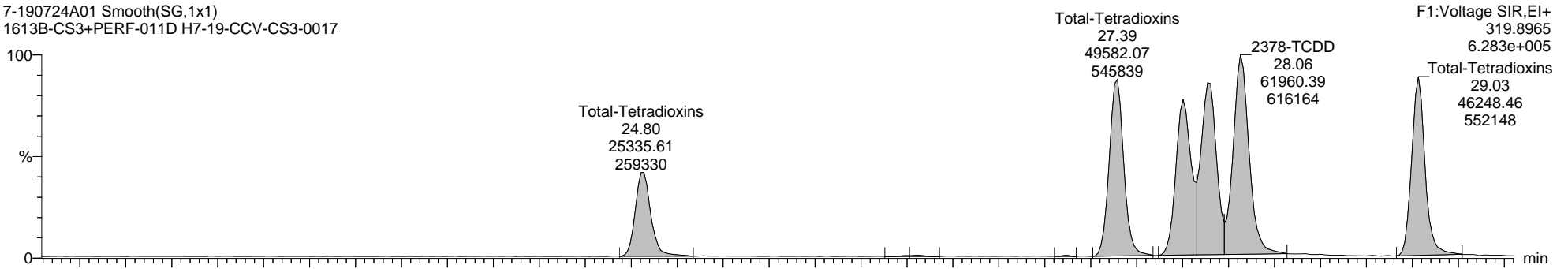
Last Altered: Thursday, July 25, 2019 09:29:35 Eastern Daylight Time

Printed: Friday, August 30, 2019 14:29:16 Eastern Daylight Time

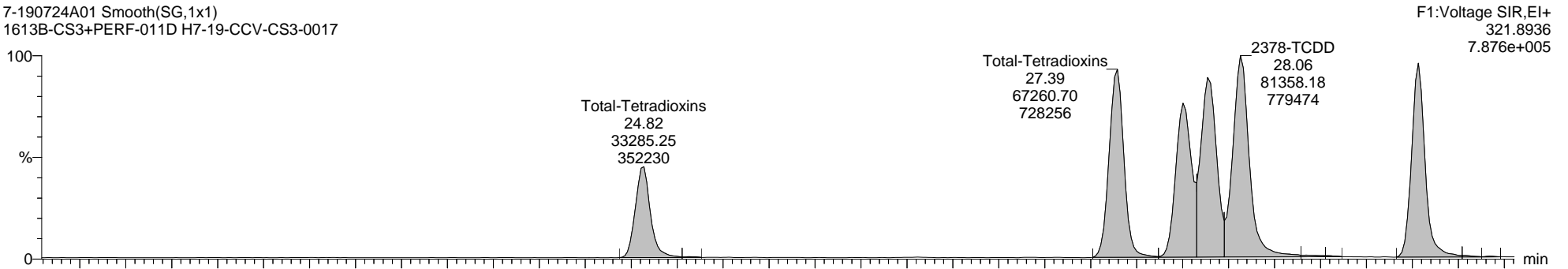
Name: 7-190724A01, Date: 24-Jul-2019, Time: 15:56:22, ID: H7-19-CCV-CS3-0017, Description: 1613B-CS3+PERF-011D, Vial: Tray1:1

Total-Tetradoxins

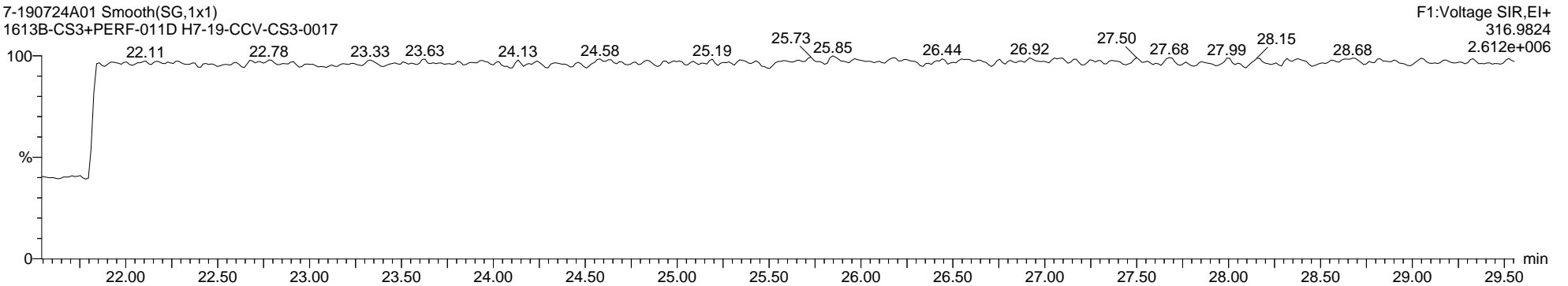
7-190724A01 Smooth(SG,1x1)
1613B-CS3+PERF-011D H7-19-CCV-CS3-0017



7-190724A01 Smooth(SG,1x1)
1613B-CS3+PERF-011D H7-19-CCV-CS3-0017



7-190724A01 Smooth(SG,1x1)
1613B-CS3+PERF-011D H7-19-CCV-CS3-0017



Dataset: C:\MassLynx\Dioxin.PRO\Result Files\7-190724A-ICAL_M23.qld

Last Altered: Thursday, July 25, 2019 09:29:35 Eastern Daylight Time


Printed: Friday, August 30, 2019 14:29:16 Eastern Daylight Time

Name: 7-190724A01, Date: 24-Jul-2019, Time: 15:56:22, ID: H7-19-CCV-CS3-0017, Description: 1613B-CS3+PERF-011D, Vial: Tray1:1

13C-2378-TCDD ES

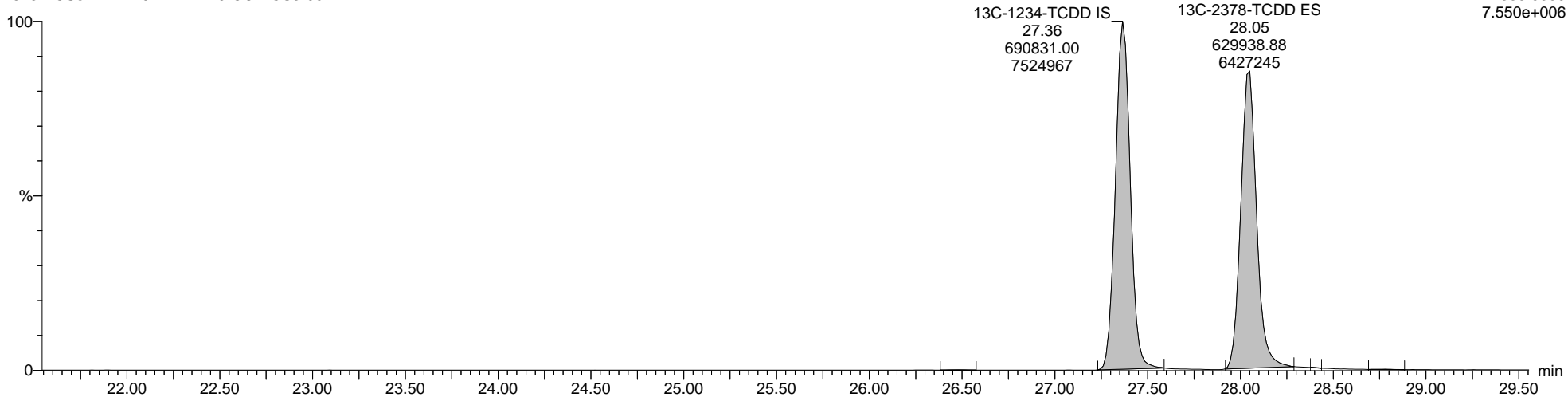
7-190724A01 Smooth(SG,1x1)
1613B-CS3+PERF-011D H7-19-CCV-CS3-0017

F1:Voltage SIR,EI+
331.9368
6.036e+006



7-190724A01 Smooth(SG,1x1)
1613B-CS3+PERF-011D H7-19-CCV-CS3-0017

F1:Voltage SIR,EI+
333.9339
7.550e+006



Quantify Sample Report MassLynx MassLynx V4.1 SCN 901

Dataset: C:\MassLynx\Dioxin.PRO\Result Files\7-190724A-ICAL_M23.qld

Last Altered: Thursday, July 25, 2019 09:29:35 Eastern Daylight Time


Printed: Friday, August 30, 2019 14:29:16 Eastern Daylight Time

Name: 7-190724A01, Date: 24-Jul-2019, Time: 15:56:22, ID: H7-19-CCV-CS3-0017, Description: 1613B-CS3+PERF-011D, Vial: Tray1:1

Totals-37Cl-2378-TCDD

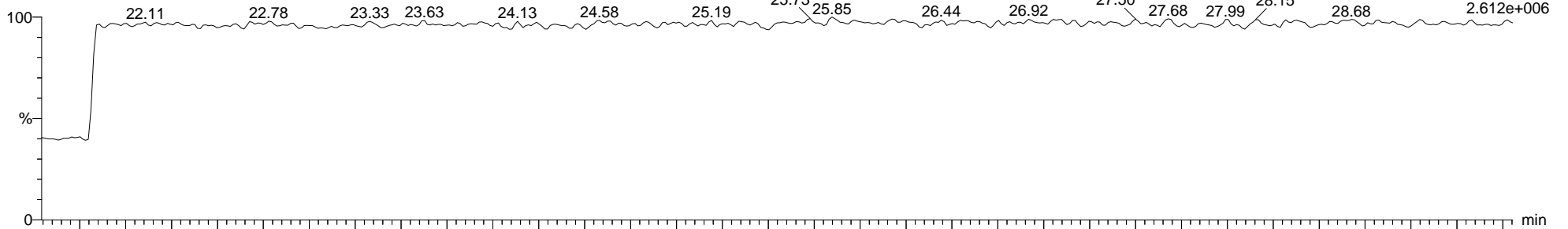
7-190724A01 Smooth(SG,1x1)
1613B-CS3+PERF-011D H7-19-CCV-CS3-0017

F1:Voltage SIR,EI+
327.8847
1.404e+006



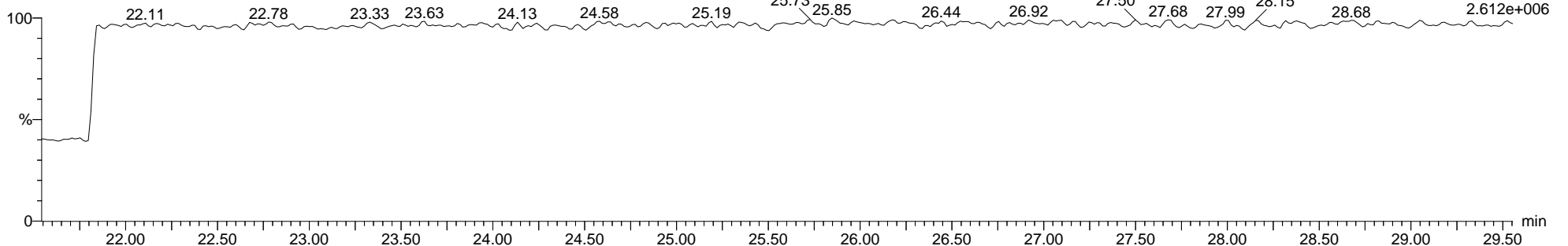
7-190724A01 Smooth(SG,1x1)
1613B-CS3+PERF-011D H7-19-CCV-CS3-0017

F1:Voltage SIR,EI+
316.9824
2.612e+006



7-190724A01 Smooth(SG,1x1)
1613B-CS3+PERF-011D H7-19-CCV-CS3-0017

F1:Voltage SIR,EI+
316.9824
2.612e+006



Quantify Sample Report MassLynx MassLynx V4.1 SCN 901

Dataset: C:\MassLynx\Dioxin.PRO\Result Files\7-190724A-ICAL_M23.qld


Last Altered: Thursday, July 25, 2019 09:29:35 Eastern Daylight Time

Printed: Friday, August 30, 2019 14:29:16 Eastern Daylight Time


Name: 7-190724A01, Date: 24-Jul-2019, Time: 15:56:22, ID: H7-19-CCV-CS3-0017, Description: 1613B-CS3+PERF-011D, Vial: Tray1:1

Total-Pentadioxins

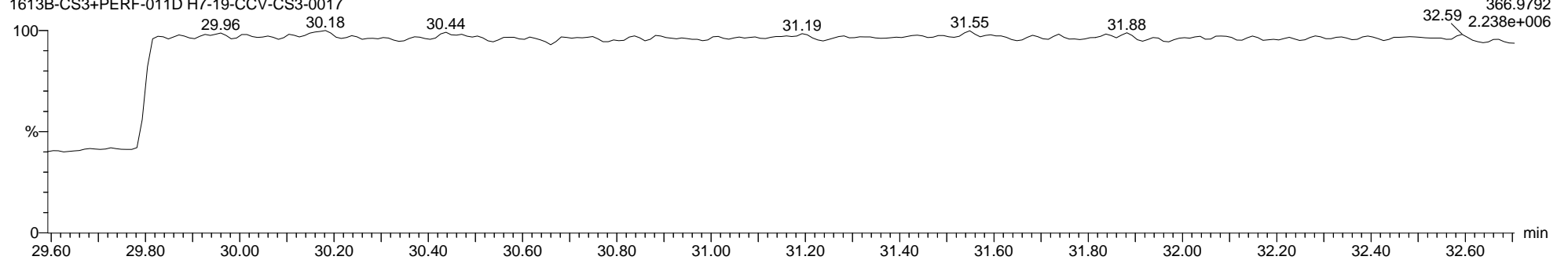
7-190724A01 Smooth(SG,1x1)
1613B-CS3+PERF-011D H7-19-CCV-CS3-0017



7-190724A01 Smooth(SG,1x1)
1613B-CS3+PERF-011D H7-19-CCV-CS3-0017



7-190724A01 Smooth(SG,1x1)
1613B-CS3+PERF-011D H7-19-CCV-CS3-0017



Dataset: C:\MassLynx\Dioxin.PRO\Result Files\7-190724A-ICAL_M23.qld

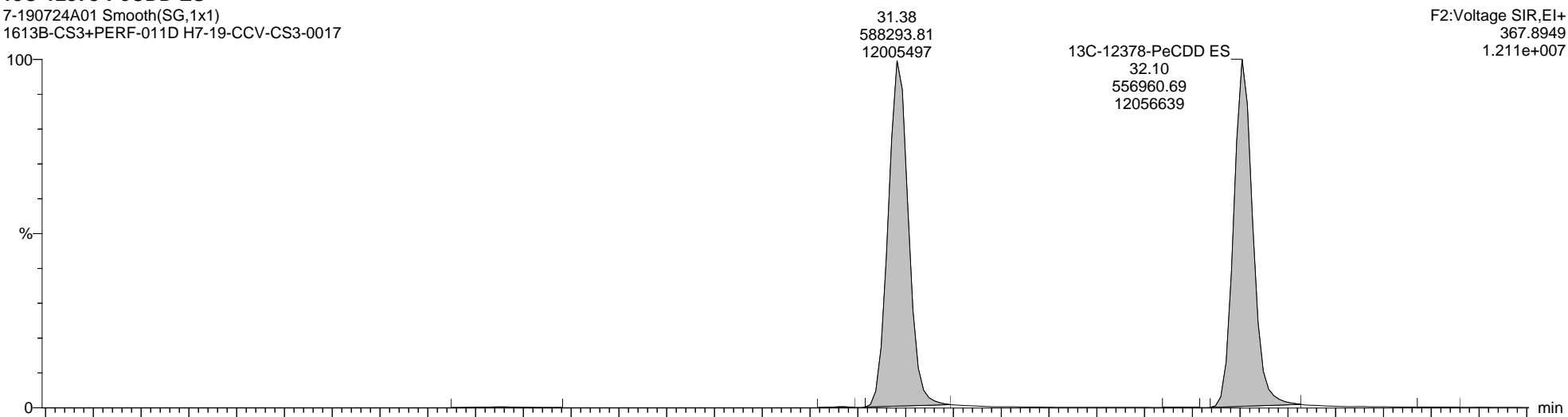
Last Altered: Thursday, July 25, 2019 09:29:35 Eastern Daylight Time

Printed: Friday, August 30, 2019 14:29:16 Eastern Daylight Time

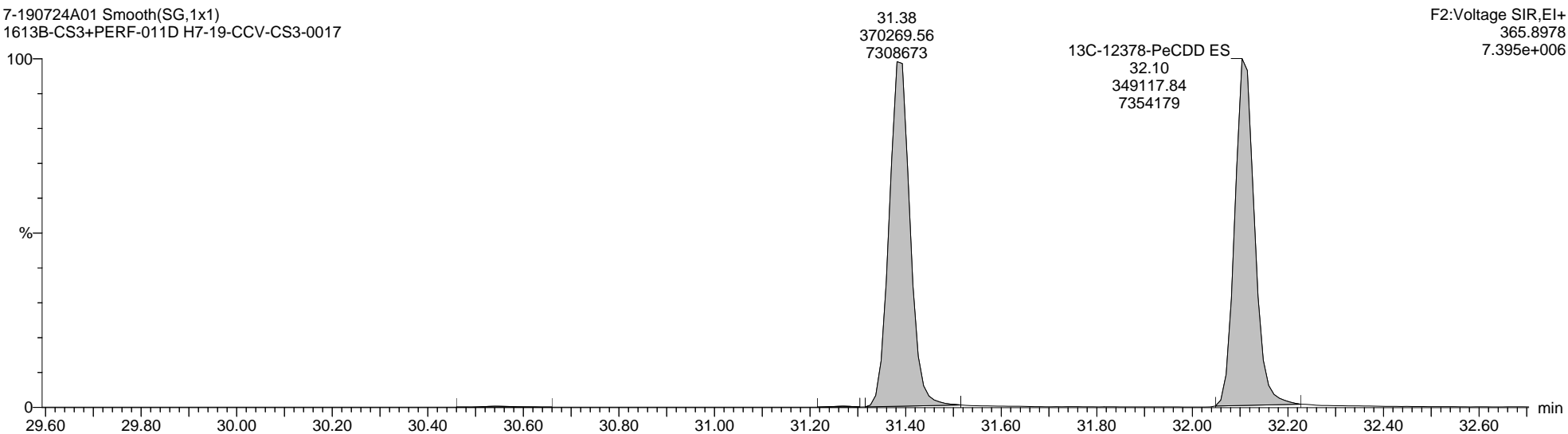
Name: 7-190724A01, Date: 24-Jul-2019, Time: 15:56:22, ID: H7-19-CCV-CS3-0017, Description: 1613B-CS3+PERF-011D, Vial: Tray1:1

13C-12378-PeCDD ES

7-190724A01 Smooth(SG,1x1)
1613B-CS3+PERF-011D H7-19-CCV-CS3-0017



7-190724A01 Smooth(SG,1x1)
1613B-CS3+PERF-011D H7-19-CCV-CS3-0017



Quantify Sample Report MassLynx MassLynx V4.1 SCN 901

Dataset: C:\MassLynx\Dioxin.PRO\Result Files\7-190724A-ICAL_M23.qld

Last Altered: Thursday, July 25, 2019 09:29:35 Eastern Daylight Time

Printed: Friday, August 30, 2019 14:29:16 Eastern Daylight Time

Name: 7-190724A01, Date: 24-Jul-2019, Time: 15:56:22, ID: H7-19-CCV-CS3-0017, Description: 1613B-CS3+PERF-011D, Vial: Tray1:1

Total-Hexadioxins

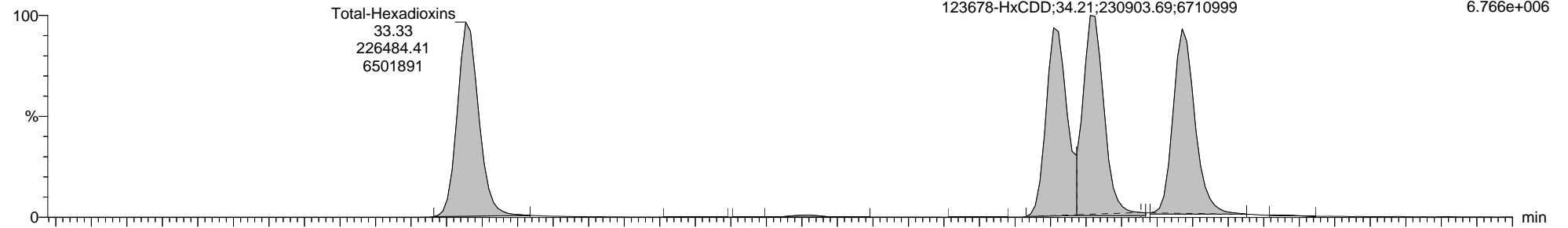
7-190724A01 Smooth(SG,1x1)

1613B-CS3+PERF-011D H7-19-CCV-CS3-0017

F3:Voltage SIR,EI+

389.8157

6.766e+006



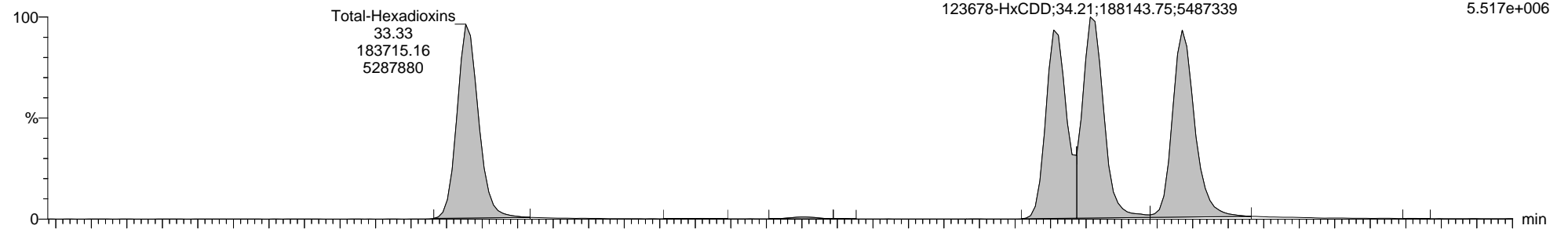
7-190724A01 Smooth(SG,1x1)

1613B-CS3+PERF-011D H7-19-CCV-CS3-0017

F3:Voltage SIR,EI+

391.8127

5.517e+006



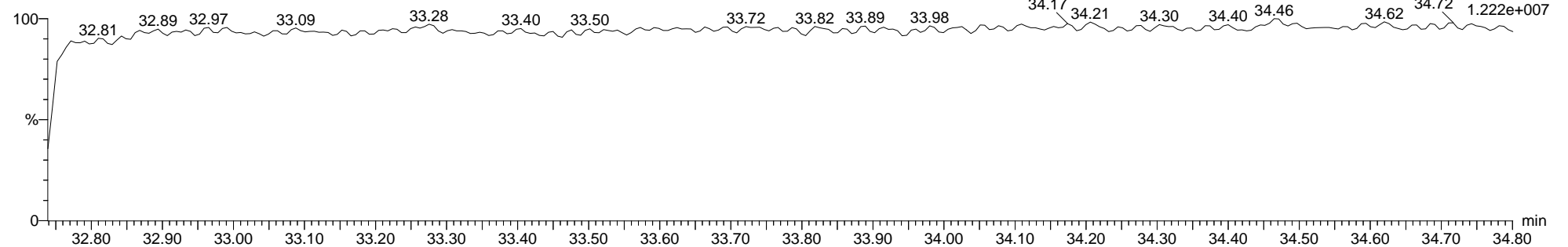
7-190724A01 Smooth(SG,1x1)

1613B-CS3+PERF-011D H7-19-CCV-CS3-0017

F3:Voltage SIR,EI+

380.9760

1.222e+007



Quantify Sample Report MassLynx MassLynx V4.1 SCN 901

Dataset: C:\MassLynx\Dioxin.PRO\Result Files\7-190724A-ICAL_M23.qld

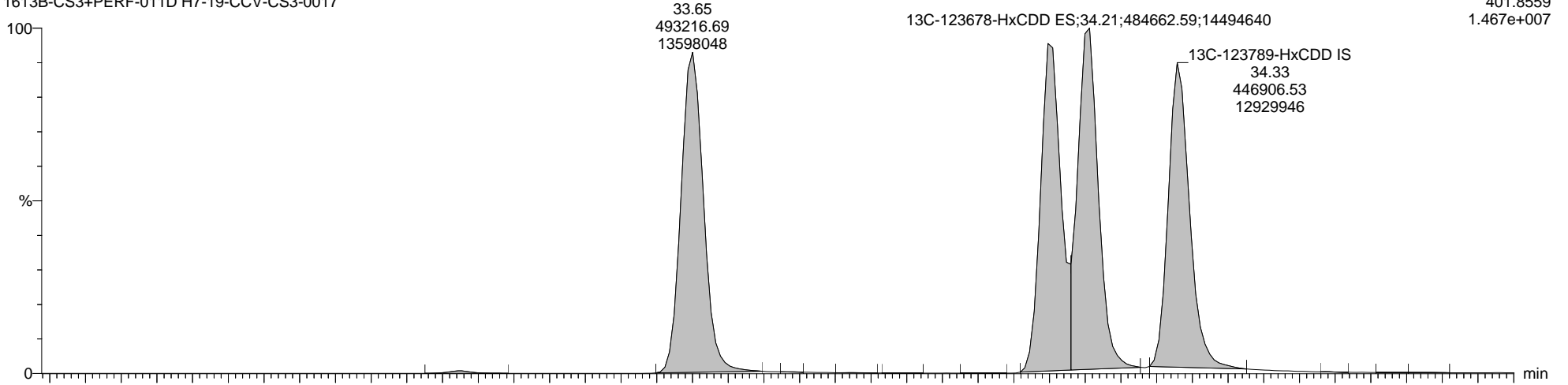
Last Altered: Thursday, July 25, 2019 09:29:35 Eastern Daylight Time
Printed: Friday, August 30, 2019 14:29:16 Eastern Daylight Time

Name: 7-190724A01, Date: 24-Jul-2019, Time: 15:56:22, ID: H7-19-CCV-CS3-0017, Description: 1613B-CS3+PERF-011D, Vial: Tray1:1

13C-123678-HxCDD ES

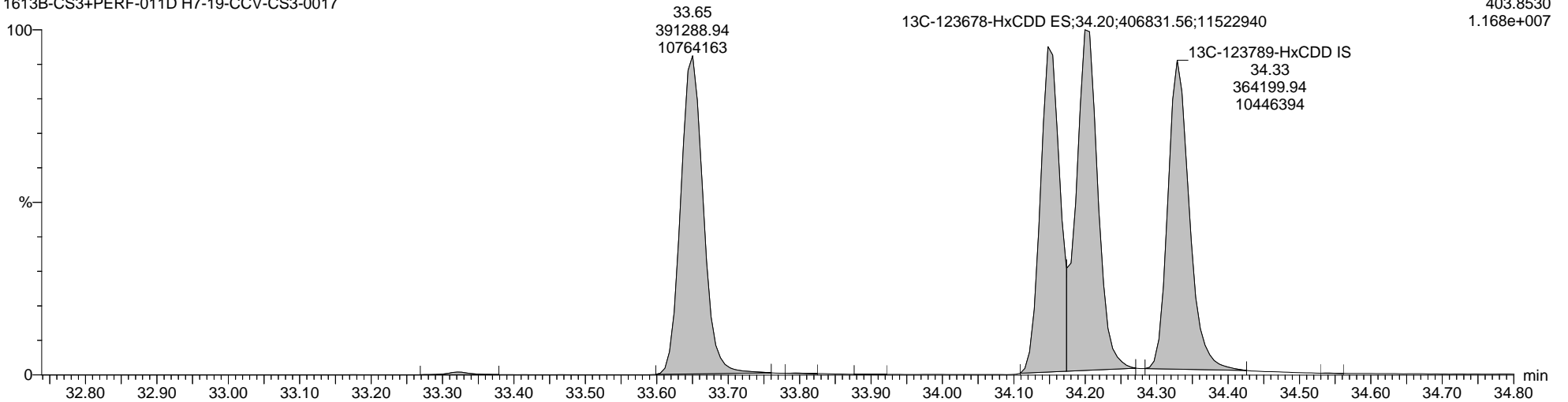
7-190724A01 Smooth(SG,1x1)
1613B-CS3+PERF-011D H7-19-CCV-CS3-0017

F3:Voltage SIR,EI+
401.8559
1.467e+007



7-190724A01 Smooth(SG,1x1)
1613B-CS3+PERF-011D H7-19-CCV-CS3-0017

F3:Voltage SIR,EI+
403.8530
1.168e+007



Quantify Sample Report MassLynx MassLynx V4.1 SCN 901

Dataset: C:\MassLynx\Dioxin.PRO\Result Files\7-190724A-ICAL_M23.qld

Last Altered: Thursday, July 25, 2019 09:29:35 Eastern Daylight Time

Printed: Friday, August 30, 2019 14:29:16 Eastern Daylight Time

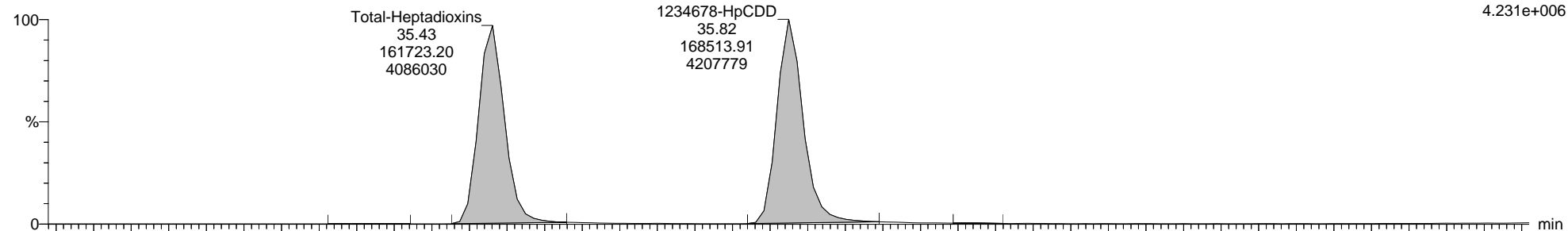
Name: 7-190724A01, Date: 24-Jul-2019, Time: 15:56:22, ID: H7-19-CCV-CS3-0017, Description: 1613B-CS3+PERF-011D, Vial: Tray1:1

Total-Heptadioxins

7-190724A01 Smooth(SG,1x1)

1613B-CS3+PERF-011D H7-19-CCV-CS3-0017

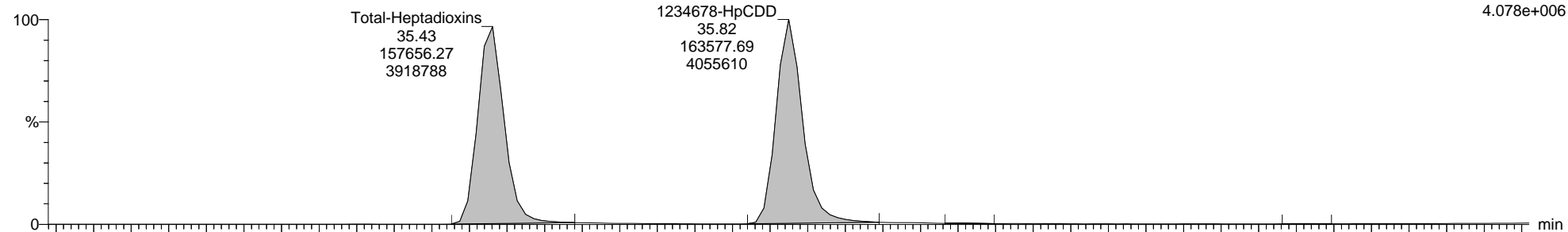
F4:Voltage SIR,EI+
423.7766
4.231e+006



7-190724A01 Smooth(SG,1x1)

1613B-CS3+PERF-011D H7-19-CCV-CS3-0017

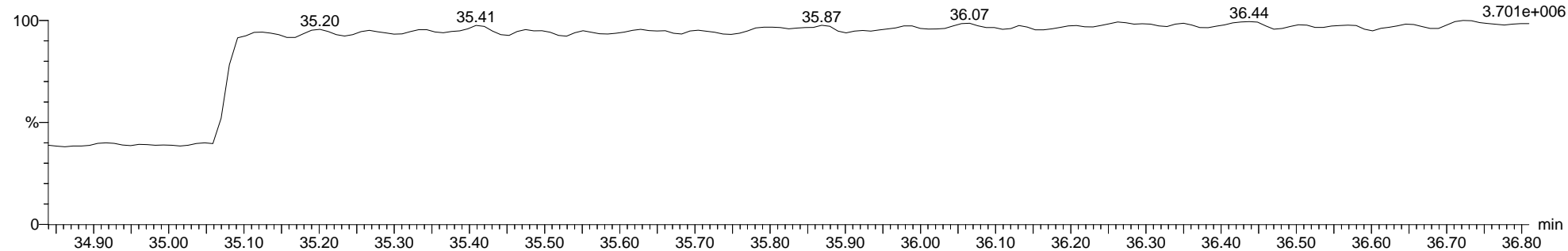
F4:Voltage SIR,EI+
425.7737
4.078e+006



7-190724A01 Smooth(SG,1x1)

1613B-CS3+PERF-011D H7-19-CCV-CS3-0017

F4:Voltage SIR,EI+
454.9728
3.701e+006



Quantify Sample Report MassLynx MassLynx V4.1 SCN 901

Dataset: C:\MassLynx\Dioxin.PRO\Result Files\7-190724A-ICAL_M23.qld

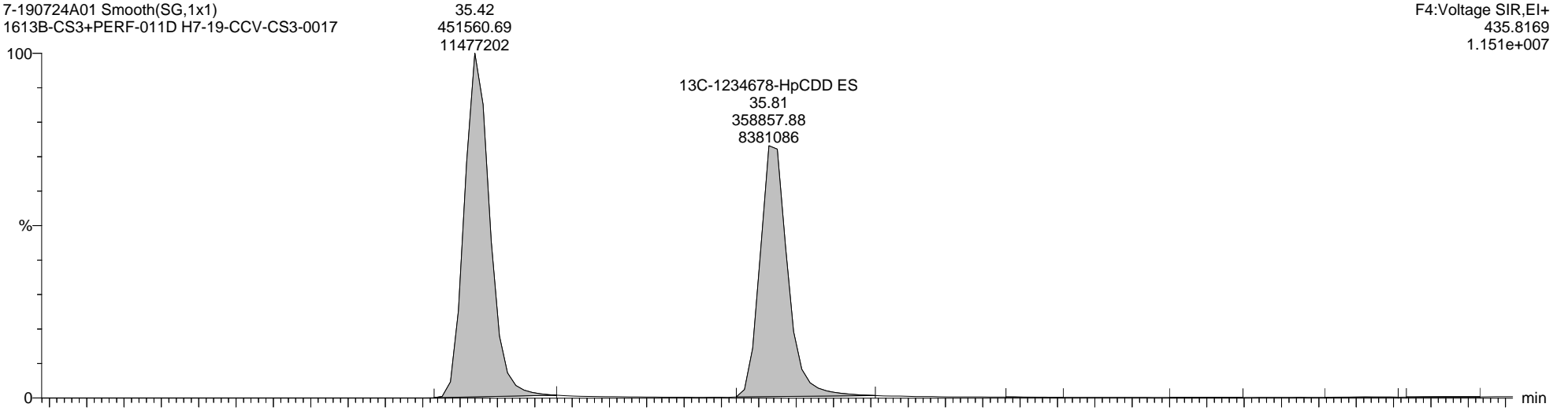
Last Altered: Thursday, July 25, 2019 09:29:35 Eastern Daylight Time
Printed: Friday, August 30, 2019 14:29:16 Eastern Daylight Time

Name: 7-190724A01, Date: 24-Jul-2019, Time: 15:56:22, ID: H7-19-CCV-CS3-0017, Description: 1613B-CS3+PERF-011D, Vial: Tray1:1

13C-1234678-HpCDD ES

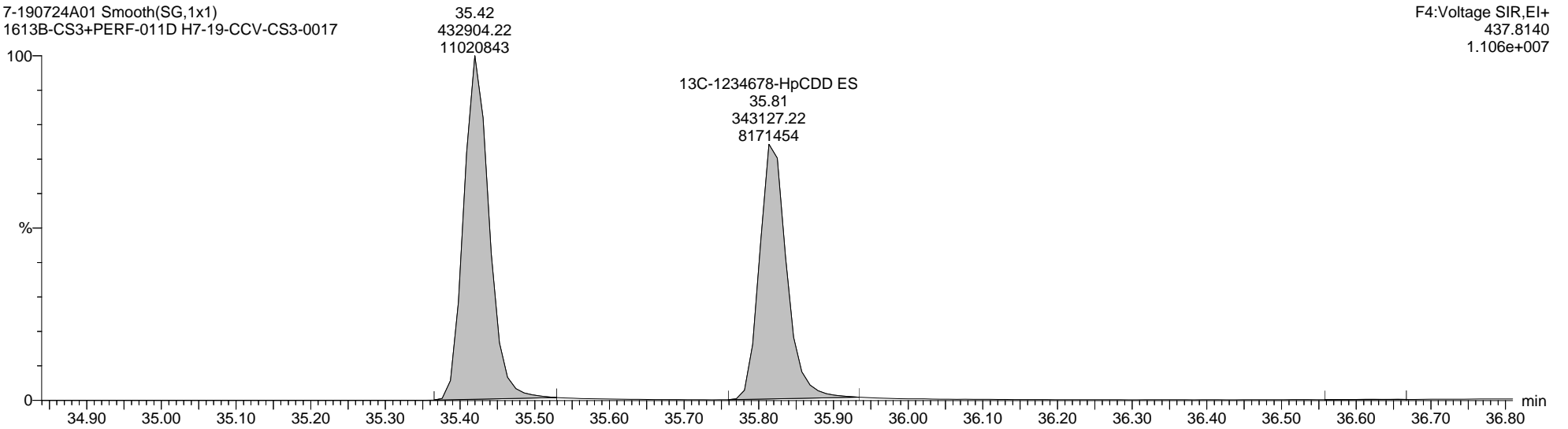
7-190724A01 Smooth(SG,1x1)
1613B-CS3+PERF-011D H7-19-CCV-CS3-0017

F4:Voltage SIR,EI+
435.8169
1.151e+007



7-190724A01 Smooth(SG,1x1)
1613B-CS3+PERF-011D H7-19-CCV-CS3-0017

F4:Voltage SIR,EI+
437.8140
1.106e+007



Quantify Sample Report MassLynx MassLynx V4.1 SCN 901

Dataset: C:\MassLynx\Dioxin.PRO\Result Files\7-190724A-ICAL_M23.qld

Last Altered: Thursday, July 25, 2019 09:29:35 Eastern Daylight Time


Printed: Friday, August 30, 2019 14:29:16 Eastern Daylight Time

Name: 7-190724A01, Date: 24-Jul-2019, Time: 15:56:22, ID: H7-19-CCV-CS3-0017, Description: 1613B-CS3+PERF-011D, Vial: Tray1:1

Total-OCDD


7-190724A01 Smooth(SG,1x1)
1613B-CS3+PERF-011D H7-19-CCV-CS3-0017

F5:Voltage SIR,EI+
457.7377
5.351e+006



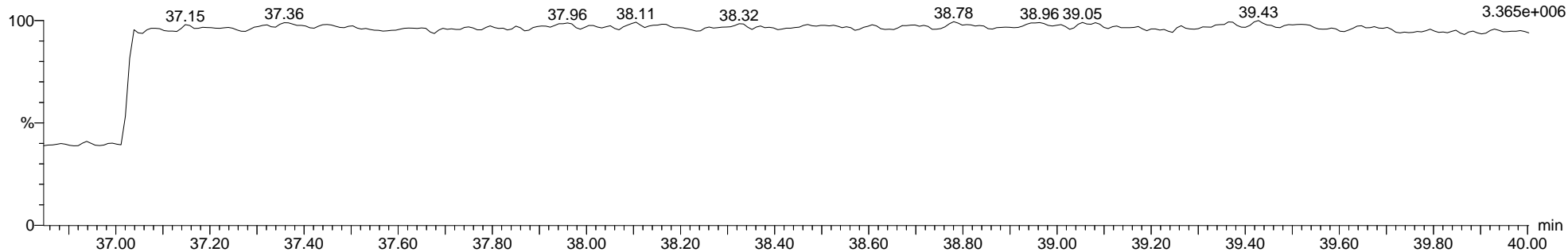
7-190724A01 Smooth(SG,1x1)
1613B-CS3+PERF-011D H7-19-CCV-CS3-0017

F5:Voltage SIR,EI+
459.7348
6.061e+006



7-190724A01 Smooth(SG,1x1)
1613B-CS3+PERF-011D H7-19-CCV-CS3-0017

F5:Voltage SIR,EI+
454.9728
3.365e+006



Quantify Sample Report MassLynx MassLynx V4.1 SCN 901

Dataset: C:\MassLynx\Dioxin.PRO\Result Files\7-190724A-ICAL_M23.qld

Last Altered: Thursday, July 25, 2019 09:29:35 Eastern Daylight Time


Printed: Friday, August 30, 2019 14:29:16 Eastern Daylight Time

Name: 7-190724A01, Date: 24-Jul-2019, Time: 15:56:22, ID: H7-19-CCV-CS3-0017, Description: 1613B-CS3+PERF-011D, Vial: Tray1:1

13C-OCDD ES

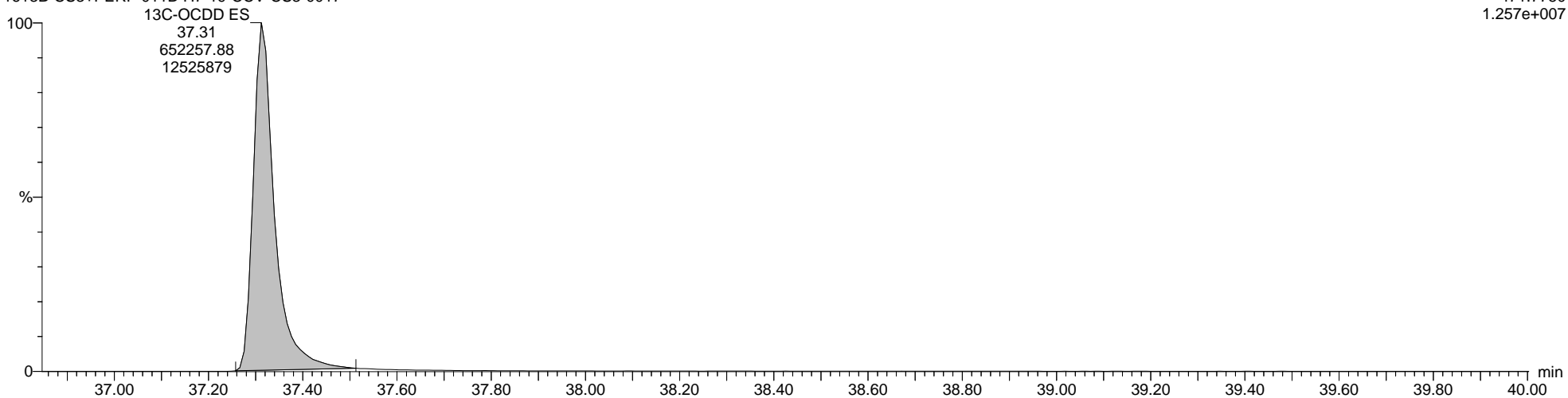
7-190724A01 Smooth(SG,1x1)
1613B-CS3+PERF-011D H7-19-CCV-CS3-0017

F5:Voltage SIR,EI+
469.7779
1.113e+007



7-190724A01 Smooth(SG,1x1)
1613B-CS3+PERF-011D H7-19-CCV-CS3-0017

F5:Voltage SIR,EI+
471.7750
1.257e+007



Quantify Sample Report MassLynx MassLynx V4.1 SCN 901

Dataset: C:\MassLynx\Dioxin.PRO\Result Files\7-190724A-ICAL_M23.qld

Last Altered: Thursday, July 25, 2019 09:29:35 Eastern Daylight Time

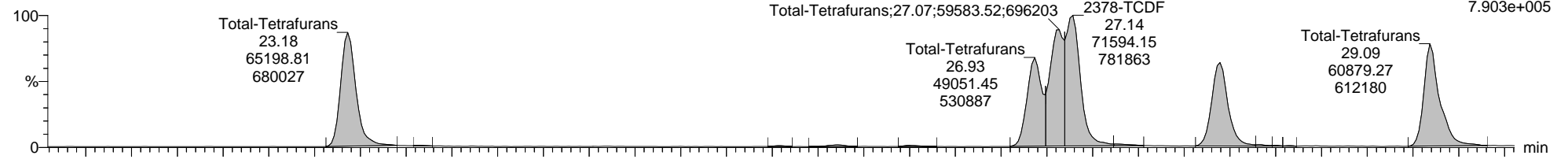
Printed: Friday, August 30, 2019 14:29:16 Eastern Daylight Time

Name: 7-190724A01, Date: 24-Jul-2019, Time: 15:56:22, ID: H7-19-CCV-CS3-0017, Description: 1613B-CS3+PERF-011D, Vial: Tray1:1

Total-Tetrafurans

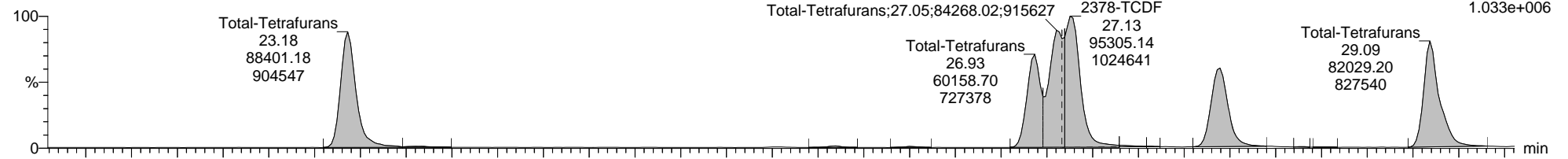
7-190724A01 Smooth(SG,1x1)

1613B-CS3+PERF-011D H7-19-CCV-CS3-0017



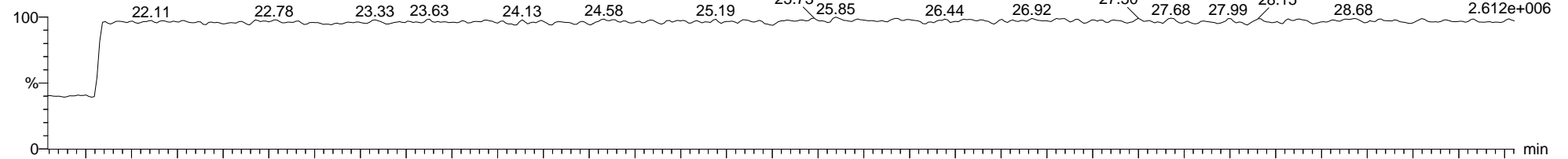
7-190724A01 Smooth(SG,1x1)

1613B-CS3+PERF-011D H7-19-CCV-CS3-0017



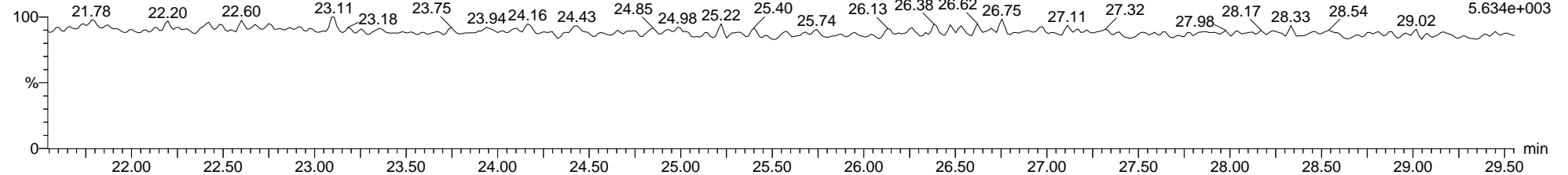
7-190724A01 Smooth(SG,1x1)

1613B-CS3+PERF-011D H7-19-CCV-CS3-0017



7-190724A01 Smooth(SG,1x1)

1613B-CS3+PERF-011D H7-19-CCV-CS3-0017



Dataset: C:\MassLynx\Dioxin.PRO\Result Files\7-190724A-ICAL_M23.qld

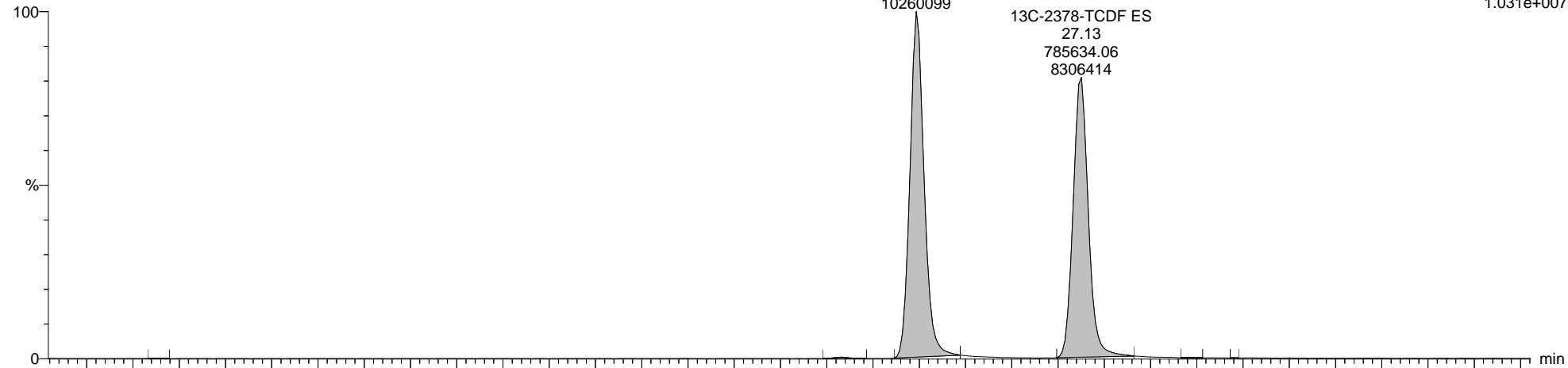
Last Altered: Thursday, July 25, 2019 09:29:35 Eastern Daylight Time

Printed: Friday, August 30, 2019 14:29:16 Eastern Daylight Time

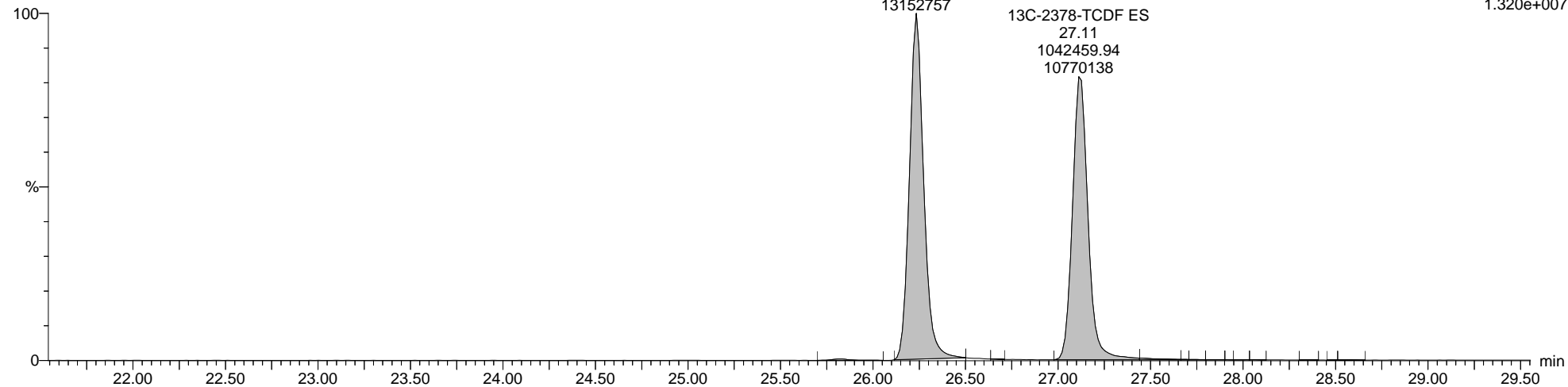
Name: 7-190724A01, Date: 24-Jul-2019, Time: 15:56:22, ID: H7-19-CCV-CS3-0017, Description: 1613B-CS3+PERF-011D, Vial: Tray1:1

13C-2378-TCDF ES

7-190724A01 Smooth(SG,1x1)
1613B-CS3+PERF-011D H7-19-CCV-CS3-0017



7-190724A01 Smooth(SG,1x1)
1613B-CS3+PERF-011D H7-19-CCV-CS3-0017



Quantify Sample Report MassLynx MassLynx V4.1 SCN 901

Dataset: C:\MassLynx\Dioxin.PRO\Result Files\7-190724A-ICAL_M23.qld


Last Altered: Thursday, July 25, 2019 09:29:35 Eastern Daylight Time

Printed: Friday, August 30, 2019 14:29:16 Eastern Daylight Time


Name: 7-190724A01, Date: 24-Jul-2019, Time: 15:56:22, ID: H7-19-CCV-CS3-0017, Description: 1613B-CS3+PERF-011D, Vial: Tray1:1

Total-PeCDF-F1

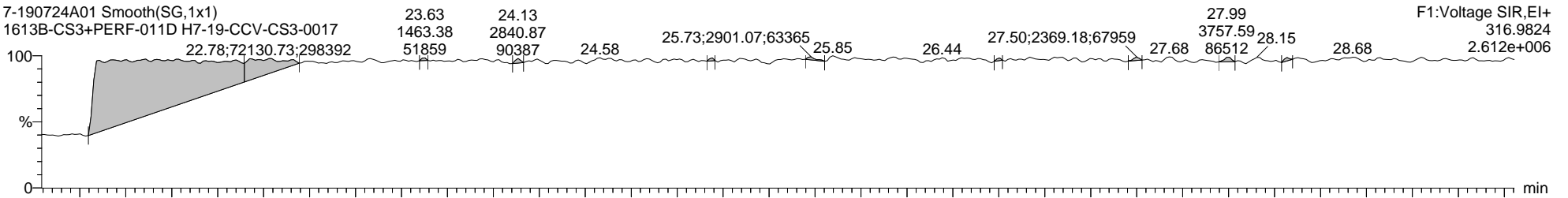
7-190724A01 Smooth(SG,1x1)
1613B-CS3+PERF-011D H7-19-CCV-CS3-0017



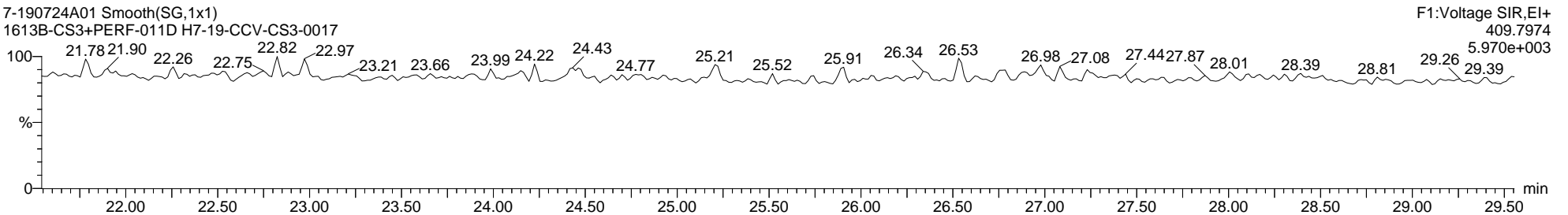
7-190724A01 Smooth(SG,1x1)
1613B-CS3+PERF-011D H7-19-CCV-CS3-0017



7-190724A01 Smooth(SG,1x1)
1613B-CS3+PERF-011D H7-19-CCV-CS3-0017



7-190724A01 Smooth(SG,1x1)
1613B-CS3+PERF-011D H7-19-CCV-CS3-0017



Quantify Sample Report MassLynx MassLynx V4.1 SCN 901

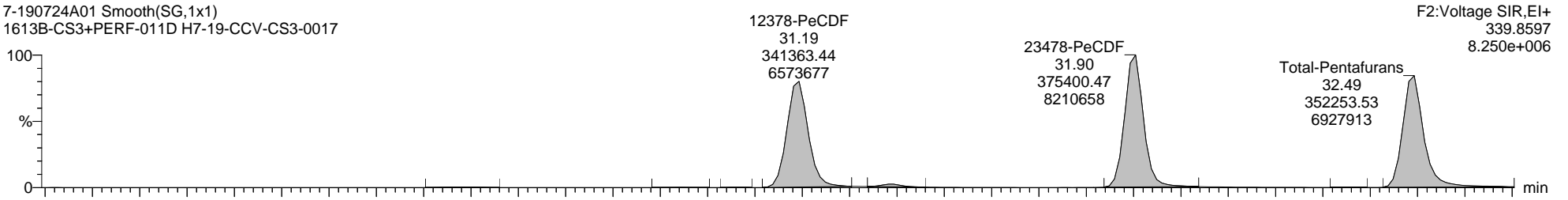
Dataset: C:\MassLynx\Dioxin.PRO\Result Files\7-190724A-ICAL_M23.qld

Last Altered: Thursday, July 25, 2019 09:29:35 Eastern Daylight Time
Printed: Friday, August 30, 2019 14:29:16 Eastern Daylight Time

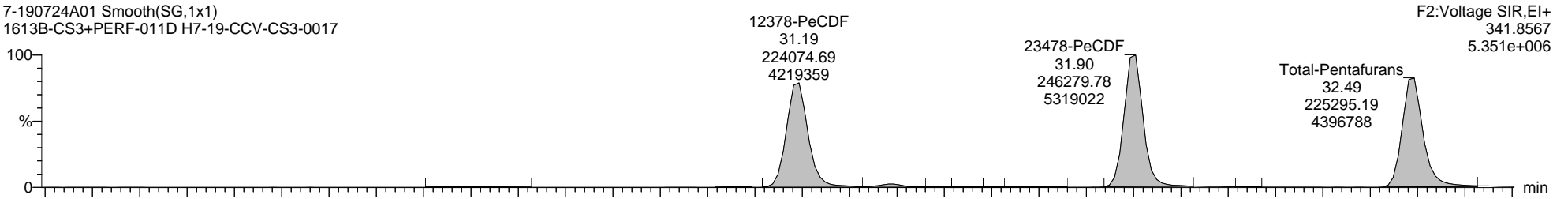
Name: 7-190724A01, Date: 24-Jul-2019, Time: 15:56:22, ID: H7-19-CCV-CS3-0017, Description: 1613B-CS3+PERF-011D, Vial: Tray1:1

Total-Pentafurans

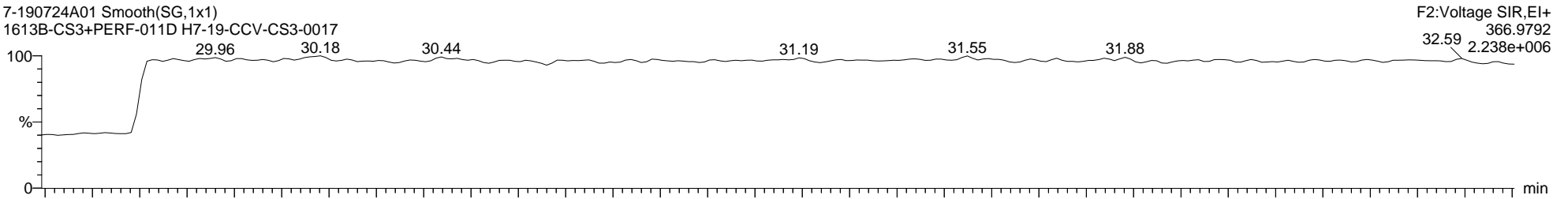
7-190724A01 Smooth(SG,1x1)
1613B-CS3+PERF-011D H7-19-CCV-CS3-0017



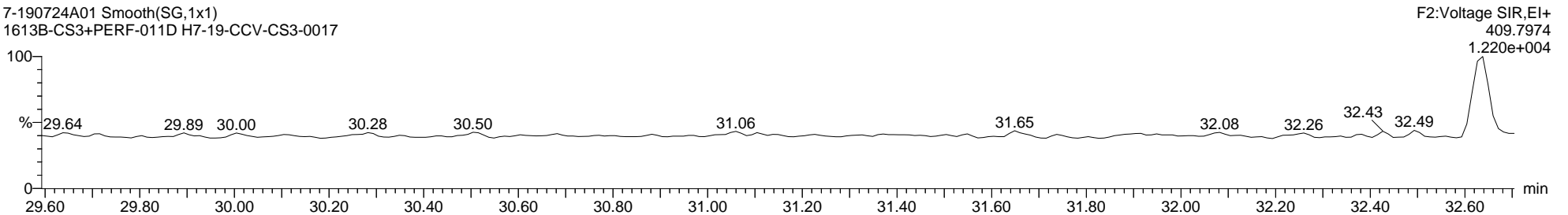
7-190724A01 Smooth(SG,1x1)
1613B-CS3+PERF-011D H7-19-CCV-CS3-0017



7-190724A01 Smooth(SG,1x1)
1613B-CS3+PERF-011D H7-19-CCV-CS3-0017



7-190724A01 Smooth(SG,1x1)
1613B-CS3+PERF-011D H7-19-CCV-CS3-0017



Dataset: C:\MassLynx\Dioxin.PRO\Result Files\7-190724A-ICAL_M23.qld

Last Altered: Thursday, July 25, 2019 09:29:35 Eastern Daylight Time

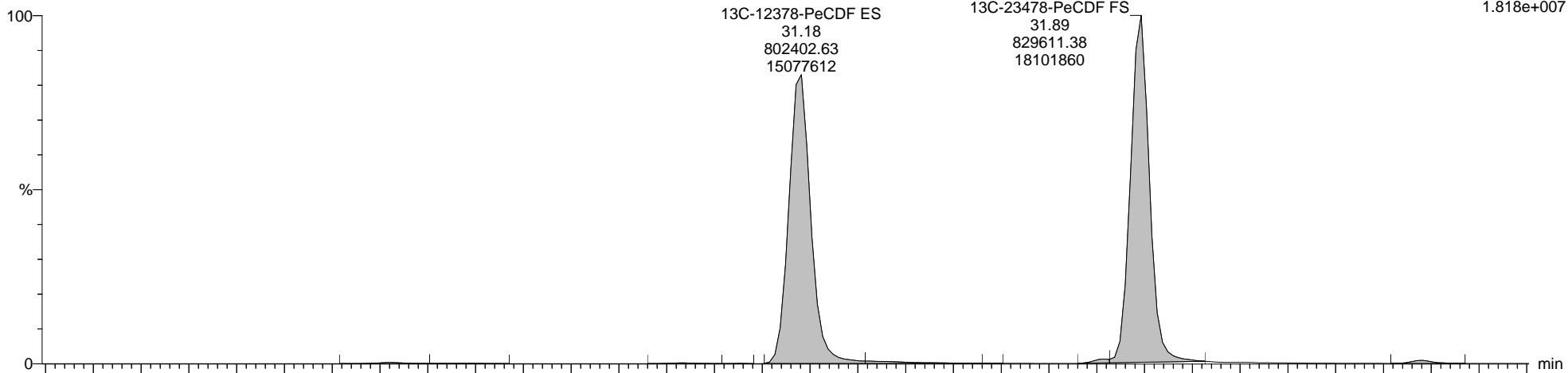
Printed: Friday, August 30, 2019 14:29:16 Eastern Daylight Time

Name: 7-190724A01, Date: 24-Jul-2019, Time: 15:56:22, ID: H7-19-CCV-CS3-0017, Description: 1613B-CS3+PERF-011D, Vial: Tray1:1

13C-12378-PeCDF ES

7-190724A01 Smooth(SG,1x1)
1613B-CS3+PERF-011D H7-19-CCV-CS3-0017

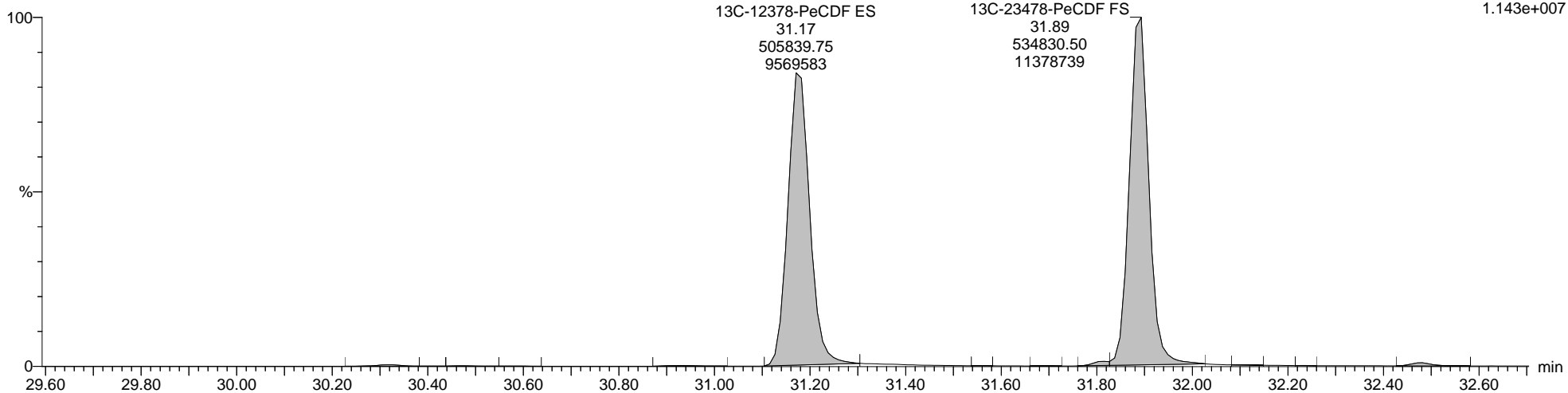
F2:Voltage SIR,EI+
351.9000
1.818e+007



7-190724A01 Smooth(SG,1x1)

1613B-CS3+PERF-011D H7-19-CCV-CS3-0017

F2:Voltage SIR,EI+
353.8970
1.143e+007



Quantify Sample Report MassLynx MassLynx V4.1 SCN 901

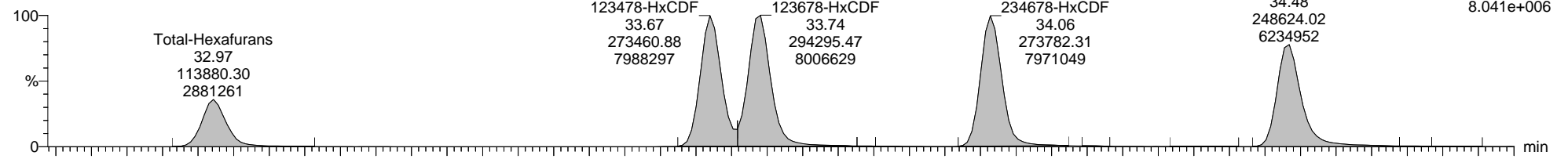
Dataset: C:\MassLynx\Dioxin.PRO\Result Files\7-190724A-ICAL_M23.qld

Last Altered: Thursday, July 25, 2019 09:29:35 Eastern Daylight Time
Printed: Friday, August 30, 2019 14:29:16 Eastern Daylight Time

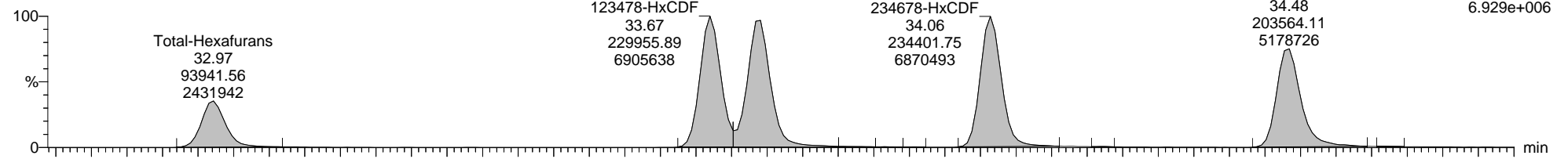
Name: 7-190724A01, Date: 24-Jul-2019, Time: 15:56:22, ID: H7-19-CCV-CS3-0017, Description: 1613B-CS3+PERF-011D, Vial: Tray1:1

Total-Hexafurans

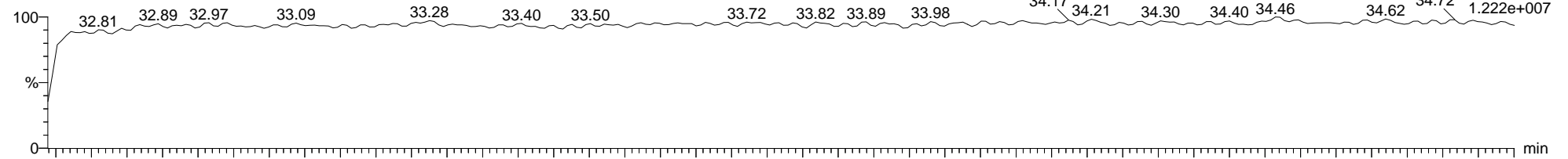
7-190724A01 Smooth(SG,1x1)
1613B-CS3+PERF-011D H7-19-CCV-CS3-0017



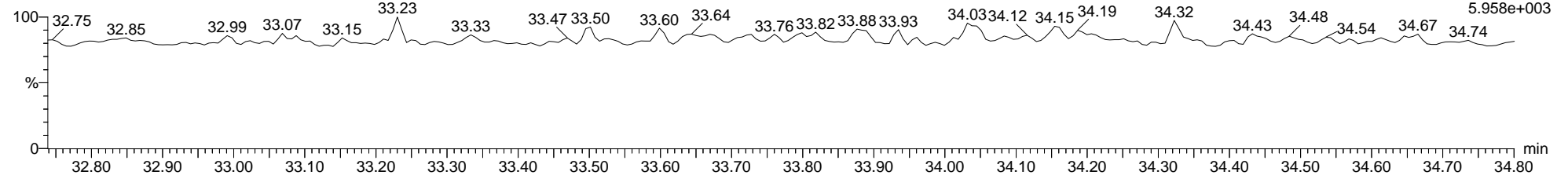
7-190724A01 Smooth(SG,1x1)
1613B-CS3+PERF-011D H7-19-CCV-CS3-0017



7-190724A01 Smooth(SG,1x1)
1613B-CS3+PERF-011D H7-19-CCV-CS3-0017



7-190724A01 Smooth(SG,1x1)
1613B-CS3+PERF-011D H7-19-CCV-CS3-0017



Dataset: C:\MassLynx\Dioxin.PRO\Result Files\7-190724A-ICAL_M23.qld

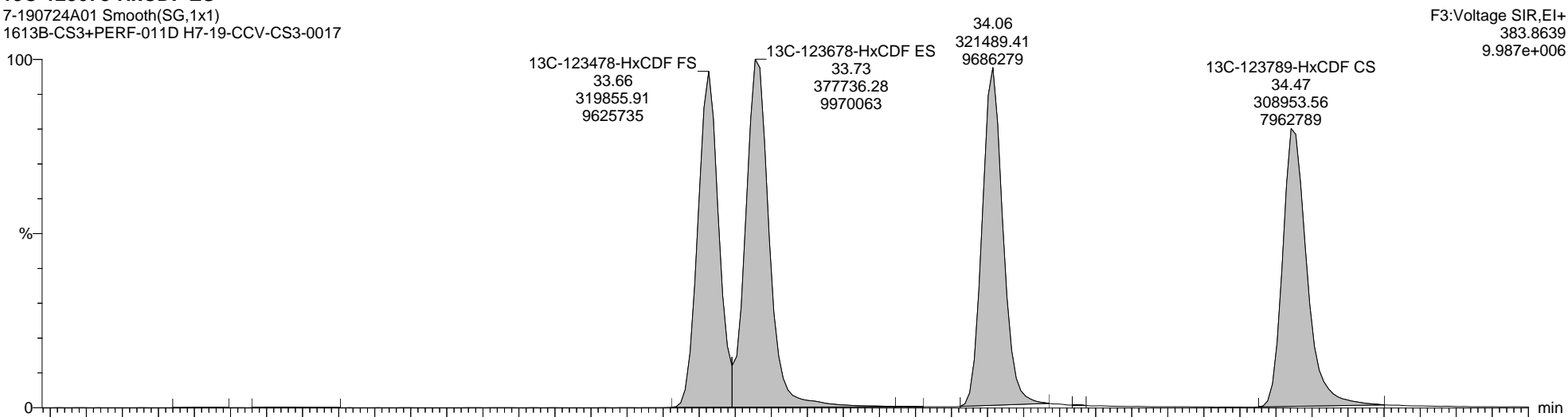
Last Altered: Thursday, July 25, 2019 09:29:35 Eastern Daylight Time

Printed: Friday, August 30, 2019 14:29:16 Eastern Daylight Time

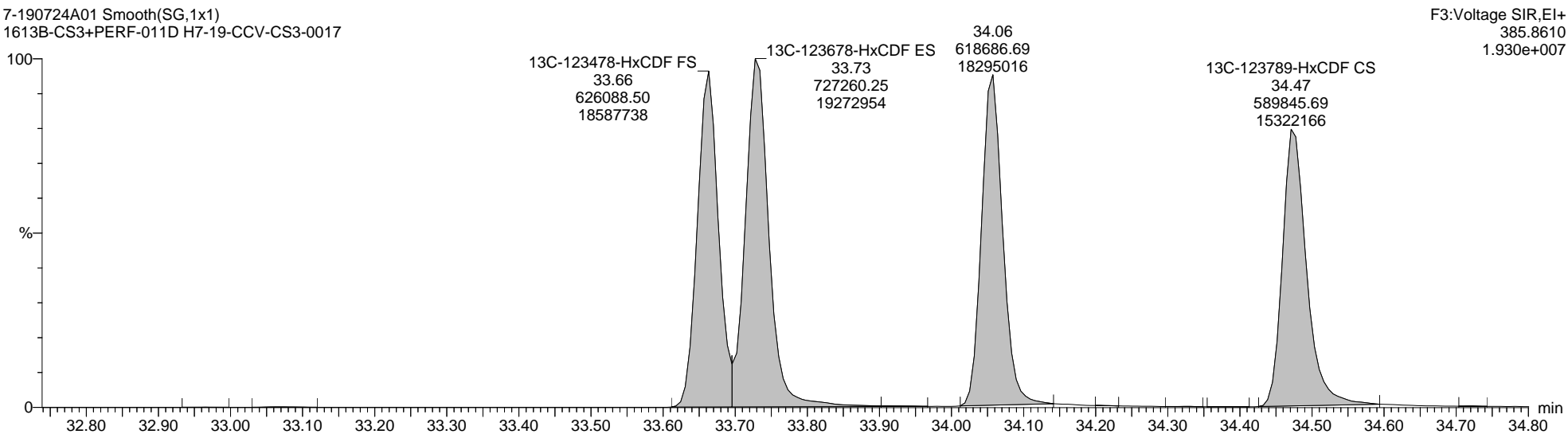
Name: 7-190724A01, Date: 24-Jul-2019, Time: 15:56:22, ID: H7-19-CCV-CS3-0017, Description: 1613B-CS3+PERF-011D, Vial: Tray1:1

13C-123678-HxCDF ES

7-190724A01 Smooth(SG,1x1)
1613B-CS3+PERF-011D H7-19-CCV-CS3-0017



7-190724A01 Smooth(SG,1x1)
1613B-CS3+PERF-011D H7-19-CCV-CS3-0017



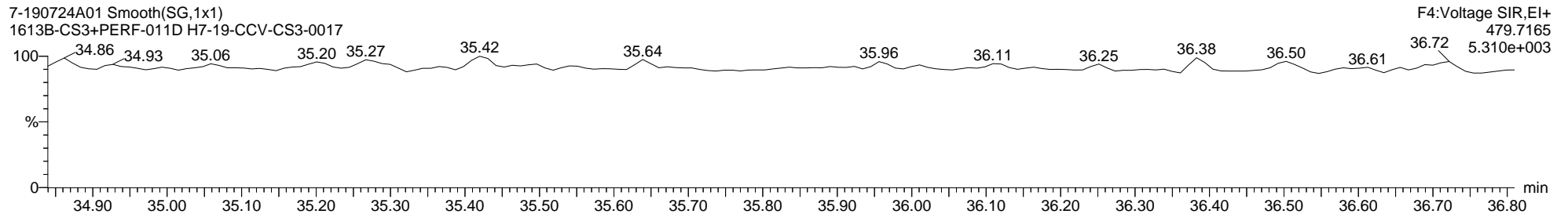
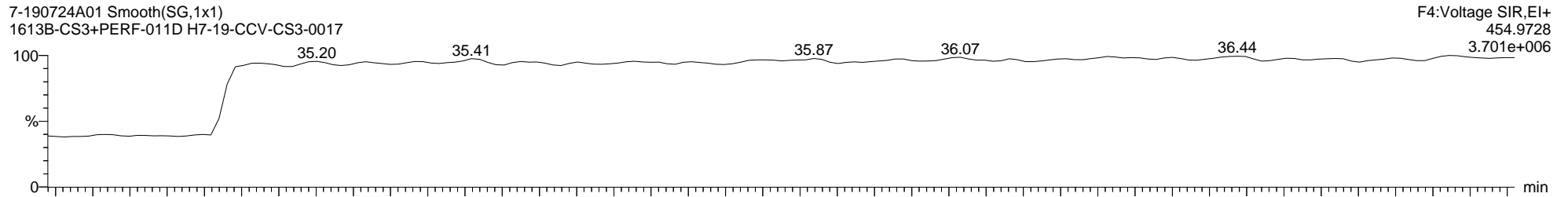


Quantify Sample Report MassLynx MassLynx V4.1 SCN 901

Dataset: C:\MassLynx\Dioxin.PRO\Result Files\7-190724A-ICAL_M23.qld

Last Altered: Thursday, July 25, 2019 09:29:35 Eastern Daylight Time
Printed: Friday, August 30, 2019 14:29:16 Eastern Daylight Time

Name: 7-190724A01, Date: 24-Jul-2019, Time: 15:56:22, ID: H7-19-CCV-CS3-0017, Description: 1613B-CS3+PERF-011D, Vial: Tray1:1

Total-Heptafurans



Quantify Sample Report MassLynx MassLynx V4.1 SCN 901

Dataset: C:\MassLynx\Dioxin.PRO\Result Files\7-190724A-ICAL_M23.qld

Last Altered: Thursday, July 25, 2019 09:29:35 Eastern Daylight Time

Printed: Friday, August 30, 2019 14:29:16 Eastern Daylight Time

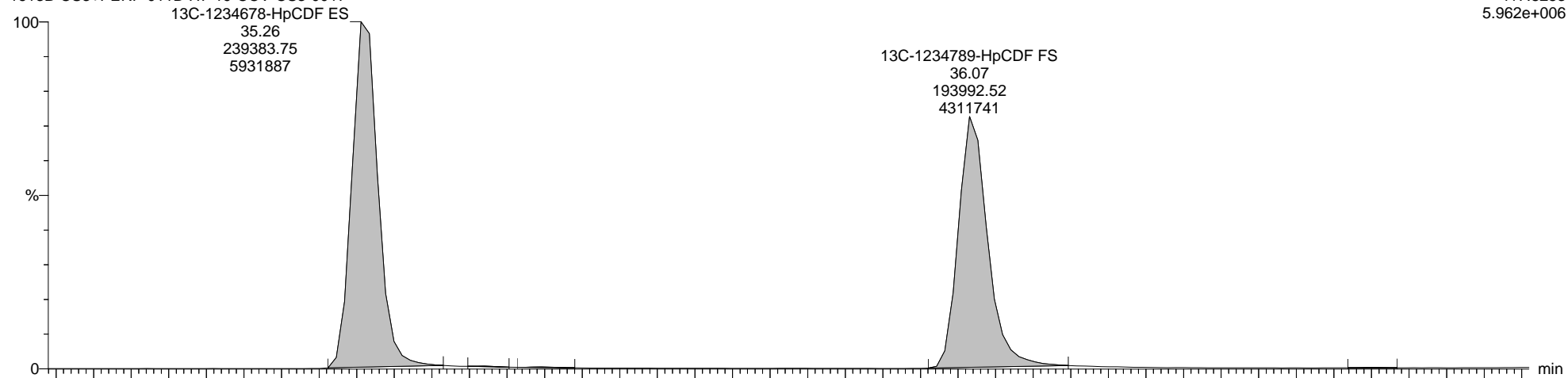
Name: 7-190724A01, Date: 24-Jul-2019, Time: 15:56:22, ID: H7-19-CCV-CS3-0017, Description: 1613B-CS3+PERF-011D, Vial: Tray1:1

13C-1234678-HpCDF ES

7-190724A01 Smooth(SG,1x1)

1613B-CS3+PERF-011D H7-19-CCV-CS3-0017

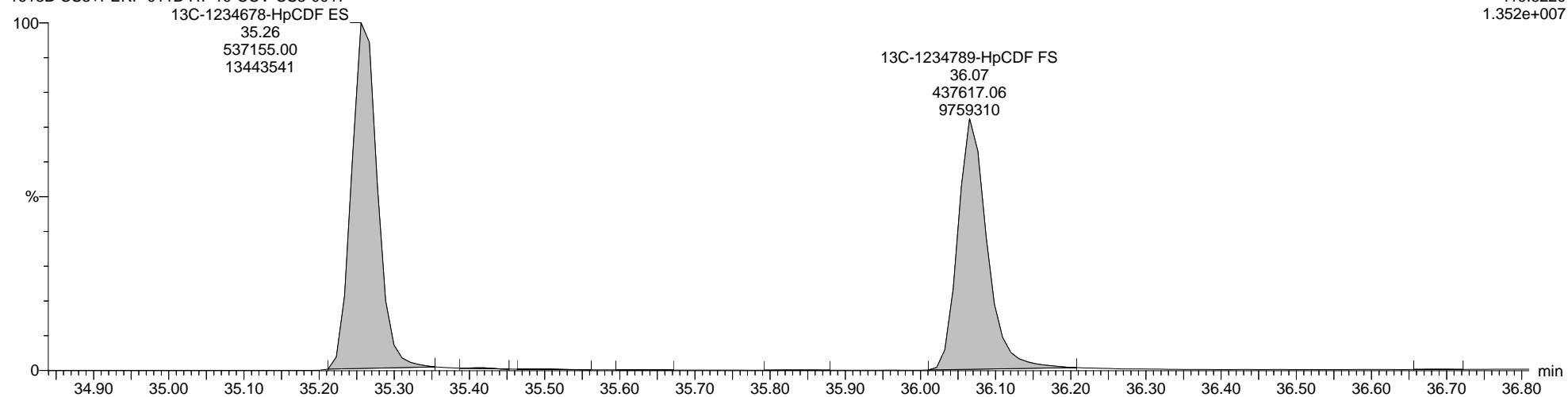
F4:Voltage SIR,EI+
417.8253
5.962e+006



7-190724A01 Smooth(SG,1x1)

1613B-CS3+PERF-011D H7-19-CCV-CS3-0017

F4:Voltage SIR,EI+
419.8220
1.352e+007



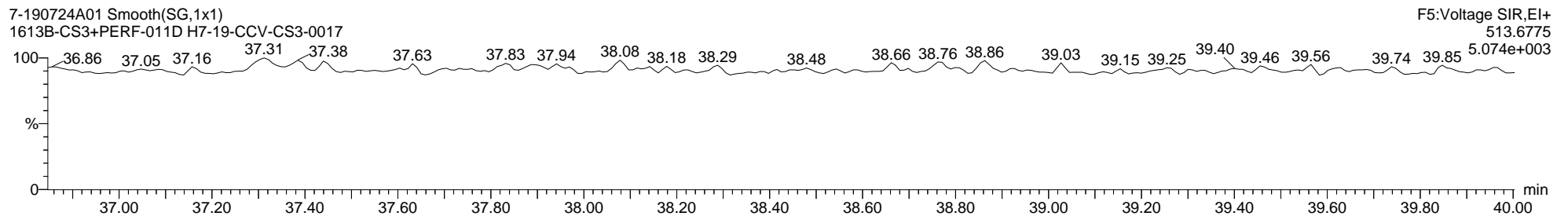
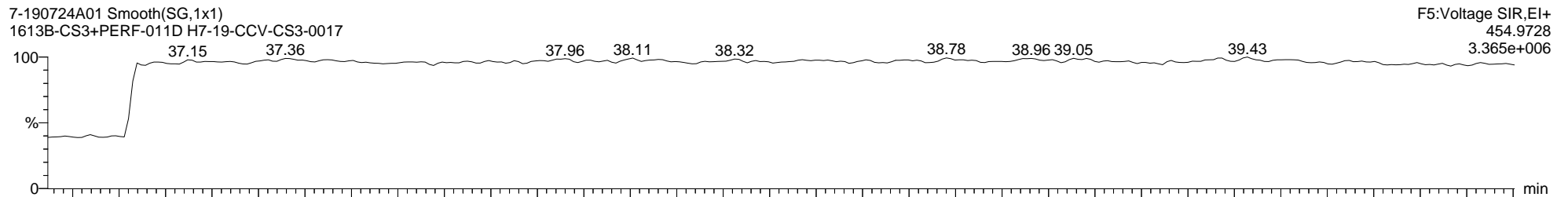
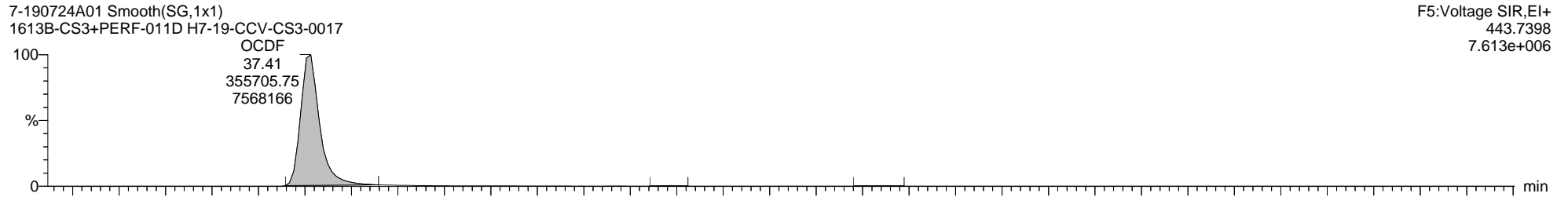
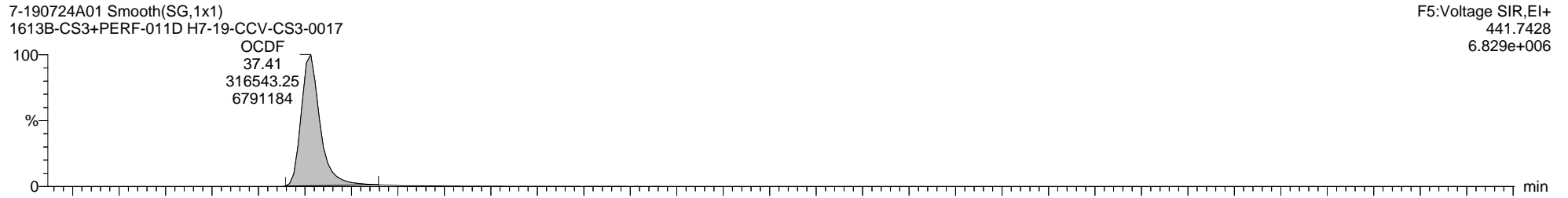
Quantify Sample Report MassLynx MassLynx V4.1 SCN 901

Dataset: C:\MassLynx\Dioxin.PRO\Result Files\7-190724A-ICAL_M23.qld

Last Altered: Thursday, July 25, 2019 09:29:35 Eastern Daylight Time
Printed: Friday, August 30, 2019 14:29:16 Eastern Daylight Time

Name: 7-190724A01, Date: 24-Jul-2019, Time: 15:56:22, ID: H7-19-CCV-CS3-0017, Description: 1613B-CS3+PERF-011D, Vial: Tray1:1

Totals-OCDF



Dataset: C:\MassLynx\Dioxin.PRO\Result Files\7-190724A-ICAL_M23.qld

Last Altered: Thursday, July 25, 2019 09:29:35 Eastern Daylight Time

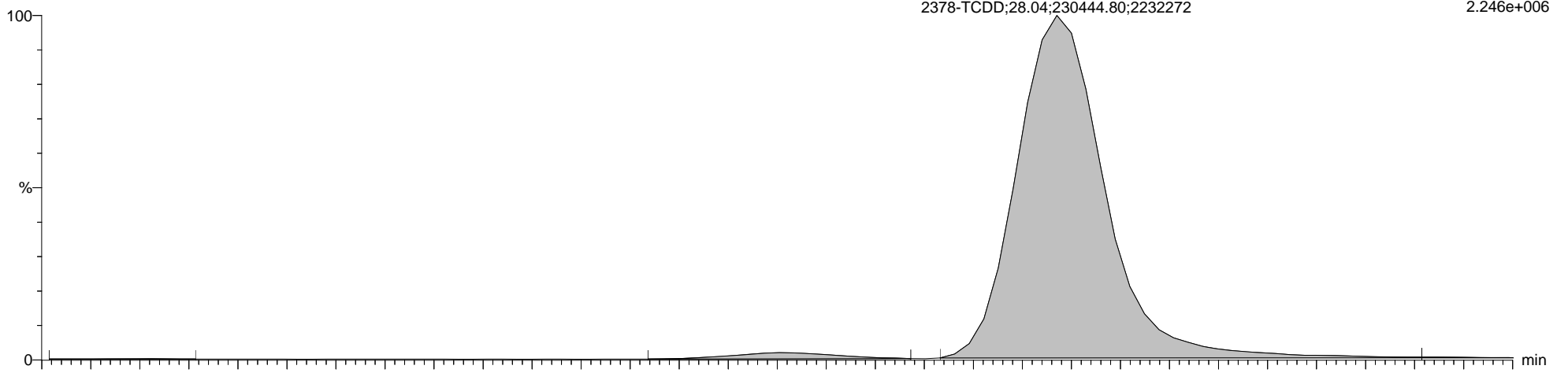
Printed: Friday, August 30, 2019 14:29:16 Eastern Daylight Time

Name: 7-190724A07, Date: 24-Jul-2019, Time: 20:08:24, ID: H7-19-CCV-CS4-0017, Description: 1613B-CS4-011, Vial: Tray1:8

2378-TCDD

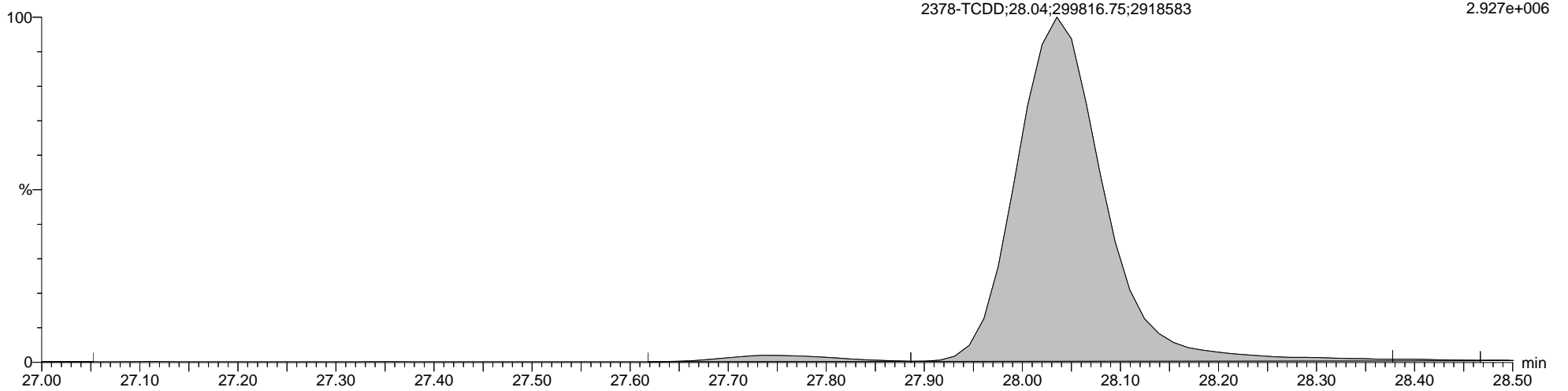
7-190724A07 Smooth(SG,1x1)
1613B-CS4-011 H7-19-CCV-CS4-0017

F1:Voltage SIR,EI+
319.8965
2.246e+006



7-190724A07 Smooth(SG,1x1)
1613B-CS4-011 H7-19-CCV-CS4-0017

F1:Voltage SIR,EI+
321.8936
2.927e+006



Quantify Sample Report MassLynx MassLynx V4.1 SCN 901

Dataset: C:\MassLynx\Dioxin.PRO\Result Files\7-190724A-ICAL_M23.qld

Last Altered: Thursday, July 25, 2019 09:29:35 Eastern Daylight Time


Printed: Friday, August 30, 2019 14:29:16 Eastern Daylight Time

Name: 7-190724A07, Date: 24-Jul-2019, Time: 20:08:24, ID: H7-19-CCV-CS4-0017, Description: 1613B-CS4-011, Vial: Tray1:8

Total-Tetradoxins


7-190724A07 Smooth(SG,1x1)
1613B-CS4-011 H7-19-CCV-CS4-0017

F1:Voltage SIR,EI+
319.8965
2.246e+006



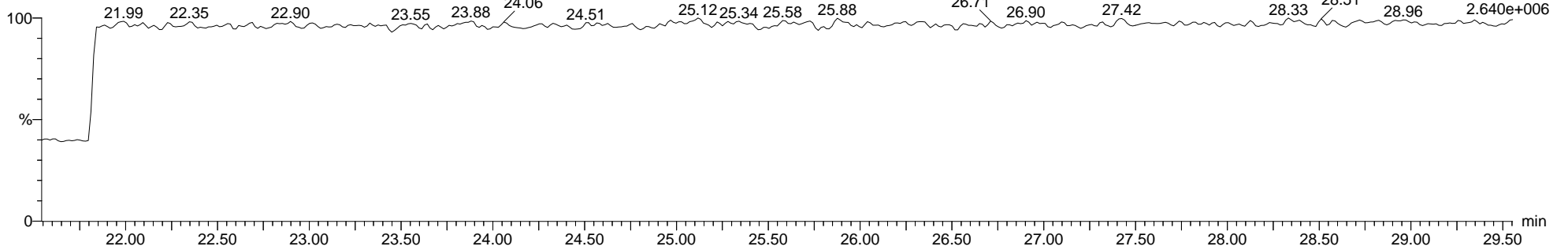
7-190724A07 Smooth(SG,1x1)
1613B-CS4-011 H7-19-CCV-CS4-0017

F1:Voltage SIR,EI+
321.8936
2.927e+006



7-190724A07 Smooth(SG,1x1)
1613B-CS4-011 H7-19-CCV-CS4-0017

F1:Voltage SIR,EI+
316.9824
2.640e+006



Dataset: C:\MassLynx\Dioxin.PRO\Result Files\7-190724A-ICAL_M23.qld

Last Altered: Thursday, July 25, 2019 09:29:35 Eastern Daylight Time


Printed: Friday, August 30, 2019 14:29:16 Eastern Daylight Time

Name: 7-190724A07, Date: 24-Jul-2019, Time: 20:08:24, ID: H7-19-CCV-CS4-0017, Description: 1613B-CS4-011, Vial: Tray1:8

13C-2378-TCDD ES

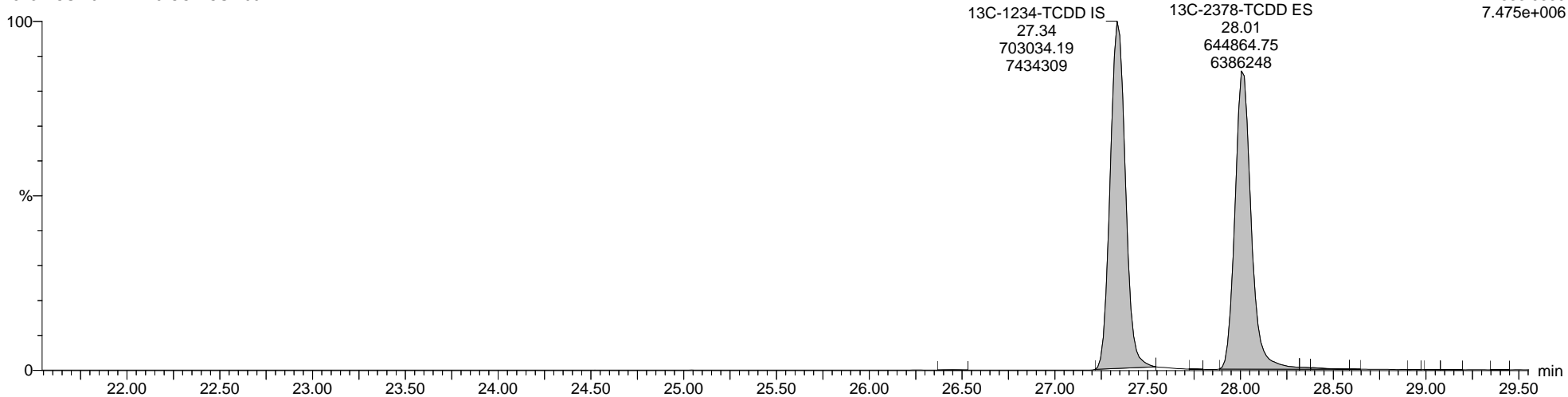
7-190724A07 Smooth(SG,1x1)
1613B-CS4-011 H7-19-CCV-CS4-0017

F1:Voltage SIR,EI+
331.9368
5.982e+006



7-190724A07 Smooth(SG,1x1)
1613B-CS4-011 H7-19-CCV-CS4-0017

F1:Voltage SIR,EI+
333.9339
7.475e+006



Quantify Sample Report MassLynx MassLynx V4.1 SCN 901

Dataset: C:\MassLynx\Dioxin.PRO\Result Files\7-190724A-ICAL_M23.qld

Last Altered: Thursday, July 25, 2019 09:29:35 Eastern Daylight Time


Printed: Friday, August 30, 2019 14:29:16 Eastern Daylight Time

Name: 7-190724A07, Date: 24-Jul-2019, Time: 20:08:24, ID: H7-19-CCV-CS4-0017, Description: 1613B-CS4-011, Vial: Tray1:8

Totals-37Cl-2378-TCDD

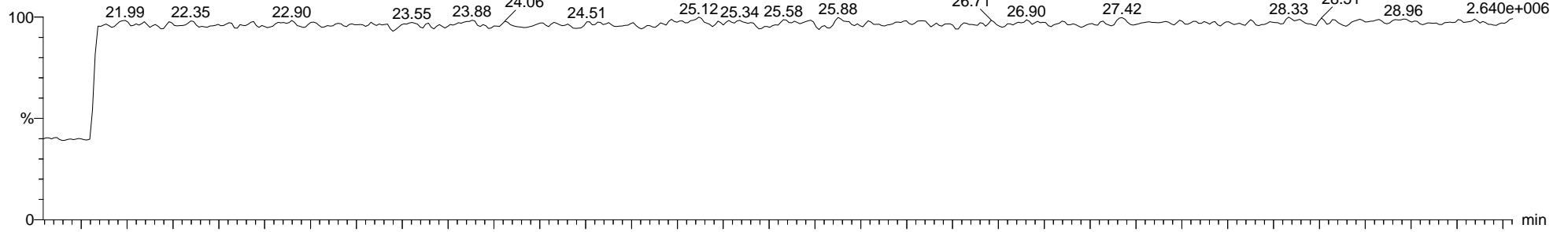
7-190724A07 Smooth(SG,1x1)
1613B-CS4-011 H7-19-CCV-CS4-0017

F1:Voltage SIR,EI+
327.8847
5.220e+006



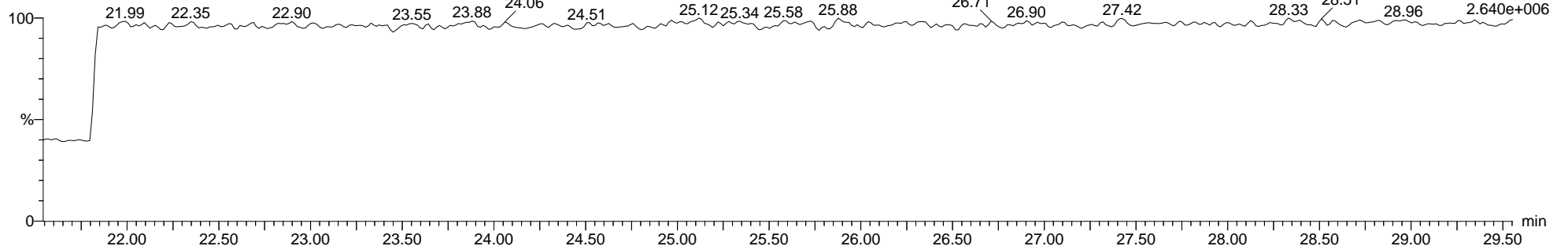
7-190724A07 Smooth(SG,1x1)
1613B-CS4-011 H7-19-CCV-CS4-0017

F1:Voltage SIR,EI+
316.9824
2.640e+006



7-190724A07 Smooth(SG,1x1)
1613B-CS4-011 H7-19-CCV-CS4-0017

F1:Voltage SIR,EI+
316.9824
2.640e+006



Quantify Sample Report MassLynx MassLynx V4.1 SCN 901

Dataset: C:\MassLynx\Dioxin.PRO\Result Files\7-190724A-ICAL_M23.qld

Last Altered: Thursday, July 25, 2019 09:29:35 Eastern Daylight Time

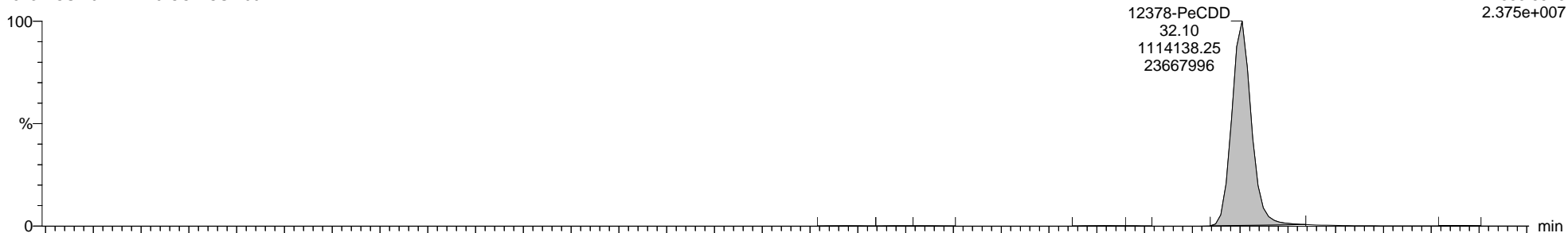
Printed: Friday, August 30, 2019 14:29:16 Eastern Daylight Time

Name: 7-190724A07, Date: 24-Jul-2019, Time: 20:08:24, ID: H7-19-CCV-CS4-0017, Description: 1613B-CS4-011, Vial: Tray1:8

Total-Pentadioxins


7-190724A07 Smooth(SG,1x1)
1613B-CS4-011 H7-19-CCV-CS4-0017

F2:Voltage SIR,EI+
355.8546
2.375e+007



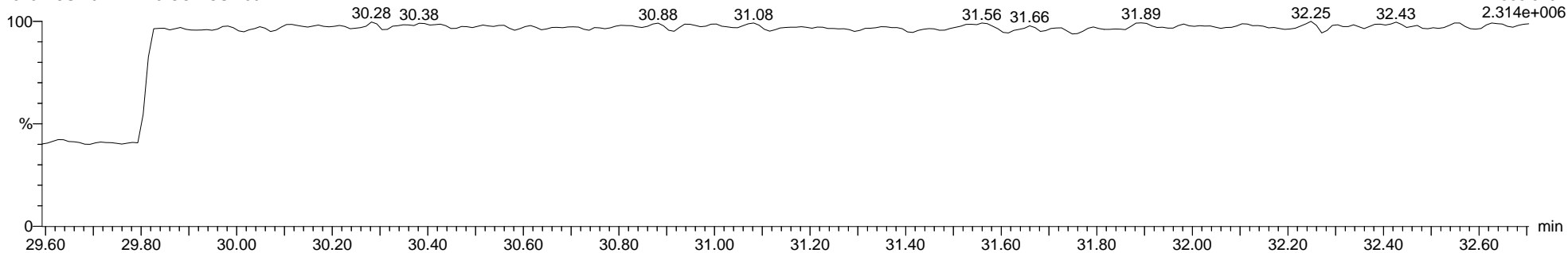
7-190724A07 Smooth(SG,1x1)
1613B-CS4-011 H7-19-CCV-CS4-0017

F2:Voltage SIR,EI+
353.8576
1.452e+007



7-190724A07 Smooth(SG,1x1)
1613B-CS4-011 H7-19-CCV-CS4-0017

F2:Voltage SIR,EI+
366.9792
2.314e+006



Dataset: C:\MassLynx\Dioxin.PRO\Result Files\7-190724A-ICAL_M23.qld

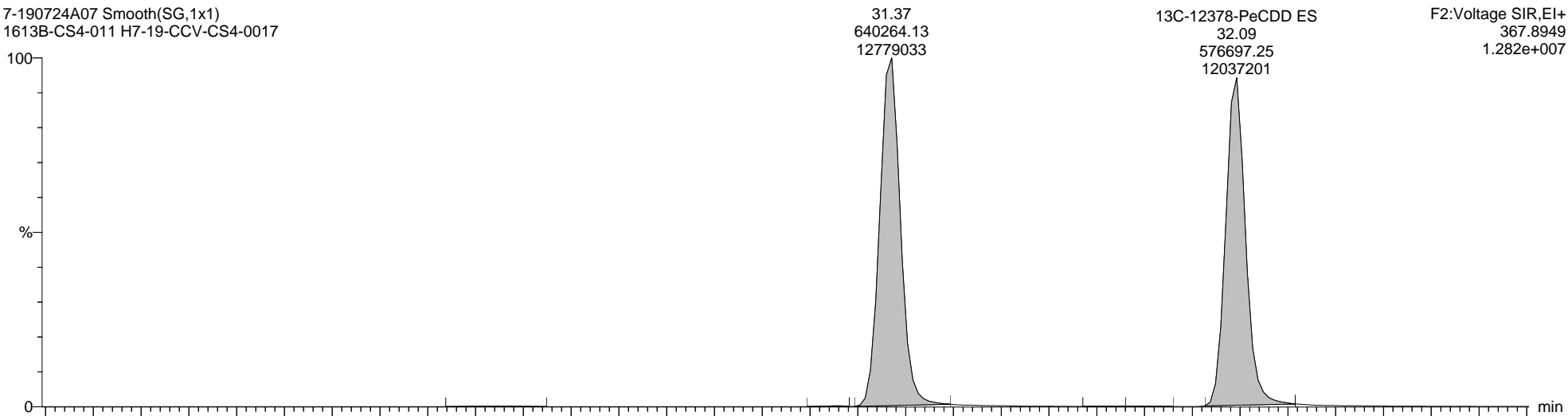
Last Altered: Thursday, July 25, 2019 09:29:35 Eastern Daylight Time

Printed: Friday, August 30, 2019 14:29:16 Eastern Daylight Time

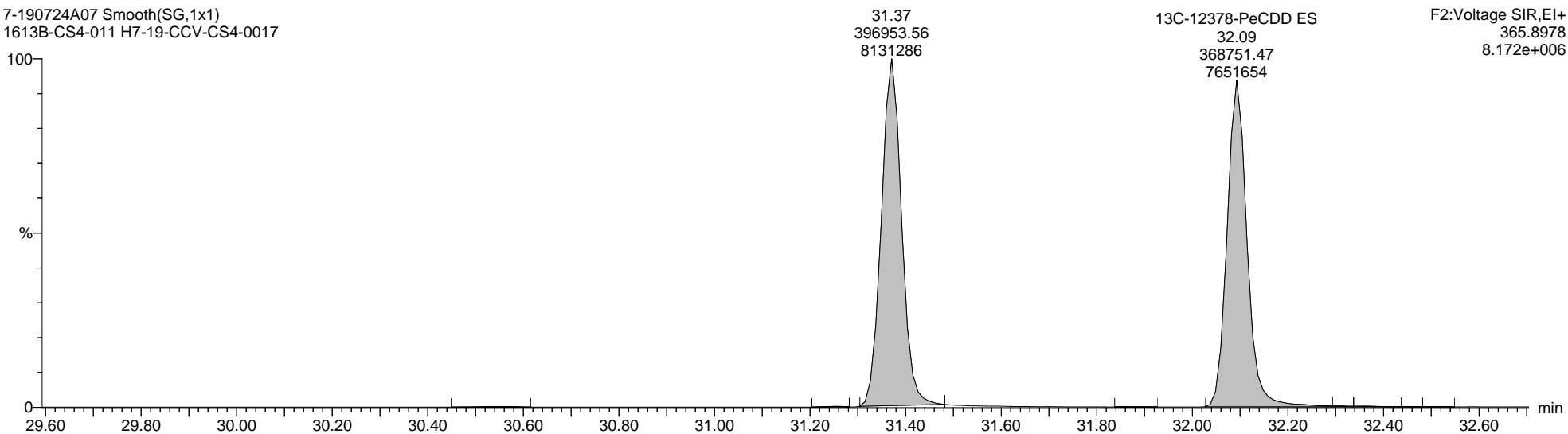
Name: 7-190724A07, Date: 24-Jul-2019, Time: 20:08:24, ID: H7-19-CCV-CS4-0017, Description: 1613B-CS4-011, Vial: Tray1:8

13C-12378-PeCDD ES

7-190724A07 Smooth(SG,1x1)
1613B-CS4-011 H7-19-CCV-CS4-0017



7-190724A07 Smooth(SG,1x1)
1613B-CS4-011 H7-19-CCV-CS4-0017



Quantify Sample Report MassLynx MassLynx V4.1 SCN 901

Dataset: C:\MassLynx\Dioxin.PRO\Result Files\7-190724A-ICAL_M23.qld

Last Altered: Thursday, July 25, 2019 09:29:35 Eastern Daylight Time


Printed: Friday, August 30, 2019 14:29:16 Eastern Daylight Time

Name: 7-190724A07, Date: 24-Jul-2019, Time: 20:08:24, ID: H7-19-CCV-CS4-0017, Description: 1613B-CS4-011, Vial: Tray1:8

Total-Hexadioxins


7-190724A07 Smooth(SG,1x1)
1613B-CS4-011 H7-19-CCV-CS4-0017

F3:Voltage SIR,EI+
389.8157
3.068e+007



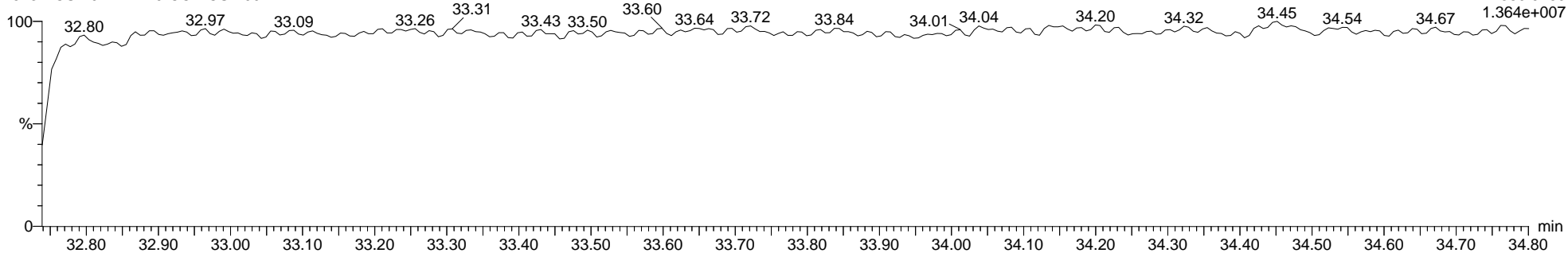
7-190724A07 Smooth(SG,1x1)
1613B-CS4-011 H7-19-CCV-CS4-0017

F3:Voltage SIR,EI+
391.8127
2.478e+007



7-190724A07 Smooth(SG,1x1)
1613B-CS4-011 H7-19-CCV-CS4-0017

F3:Voltage SIR,EI+
380.9760
1.364e+007



Quantify Sample Report

MassLynx MassLynx V4.1 SCN 901

Dataset: C:\MassLynx\Dioxin.PRO\Result Files\7-190724A-ICAL_M23.qld

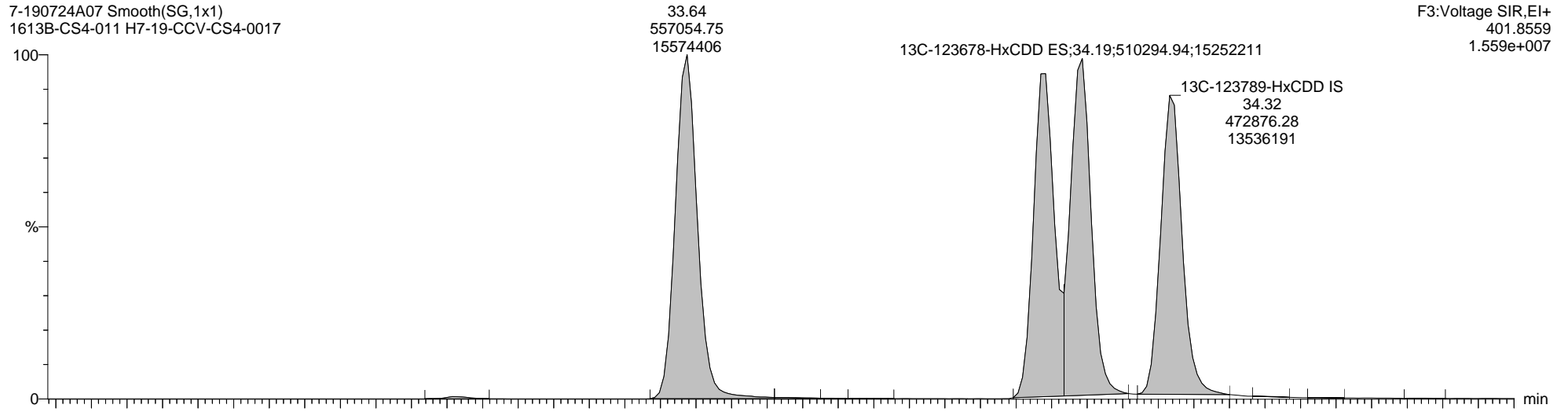
Last Altered: Thursday, July 25, 2019 09:29:35 Eastern Daylight Time

Printed: Friday, August 30, 2019 14:29:16 Eastern Daylight Time

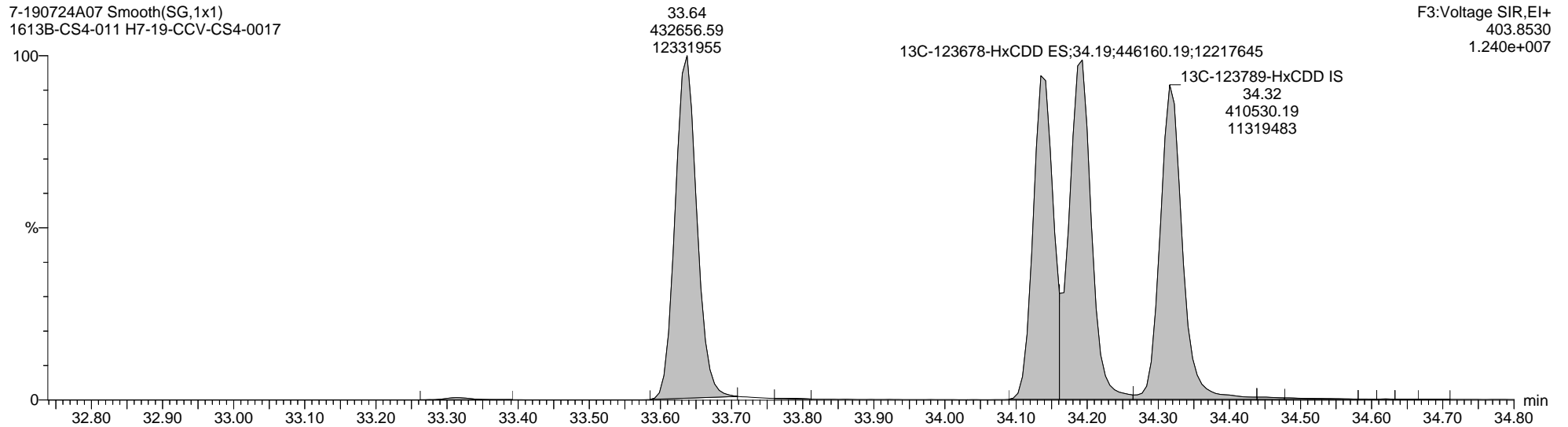
Name: 7-190724A07, Date: 24-Jul-2019, Time: 20:08:24, ID: H7-19-CCV-CS4-0017, Description: 1613B-CS4-011, Vial: Tray1:8

13C-123678-HxCDD ES

7-190724A07 Smooth(SG,1x1)
1613B-CS4-011 H7-19-CCV-CS4-0017



7-190724A07 Smooth(SG,1x1)
1613B-CS4-011 H7-19-CCV-CS4-0017



Quantify Sample Report MassLynx MassLynx V4.1 SCN 901

Dataset: C:\MassLynx\Dioxin.PRO\Result Files\7-190724A-ICAL_M23.qld

Last Altered: Thursday, July 25, 2019 09:29:35 Eastern Daylight Time

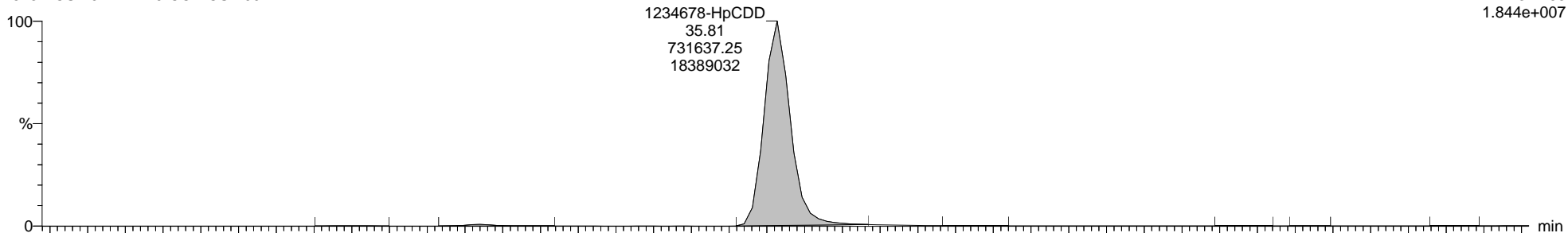
Printed: Friday, August 30, 2019 14:29:16 Eastern Daylight Time

Name: 7-190724A07, Date: 24-Jul-2019, Time: 20:08:24, ID: H7-19-CCV-CS4-0017, Description: 1613B-CS4-011, Vial: Tray1:8

Total-Heptadioxins

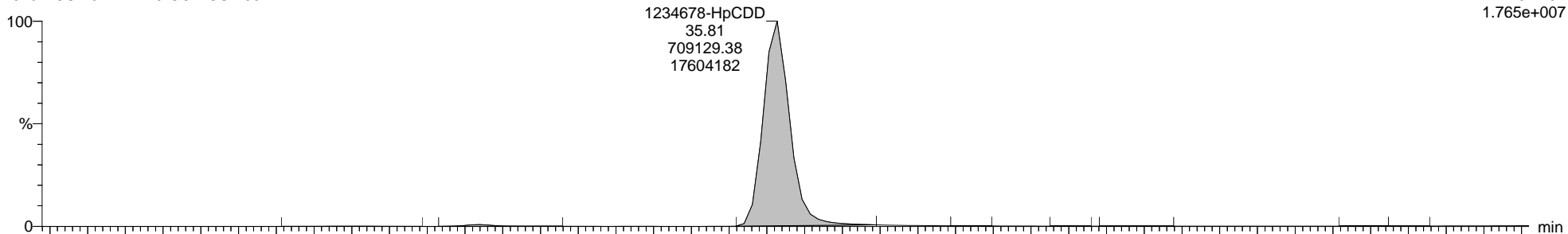
7-190724A07 Smooth(SG,1x1)
1613B-CS4-011 H7-19-CCV-CS4-0017

F4:Voltage SIR,EI+
423.7766
1.844e+007



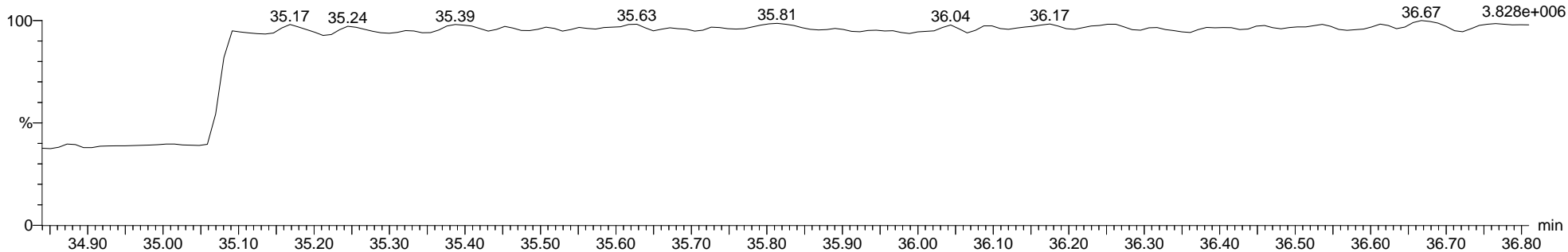
7-190724A07 Smooth(SG,1x1)
1613B-CS4-011 H7-19-CCV-CS4-0017

F4:Voltage SIR,EI+
425.7737
1.765e+007



7-190724A07 Smooth(SG,1x1)
1613B-CS4-011 H7-19-CCV-CS4-0017

F4:Voltage SIR,EI+
454.9728
3.828e+006



Quantify Sample Report

MassLynx MassLynx V4.1 SCN 901

Dataset: C:\MassLynx\Dioxin.PRO\Result Files\7-190724A-ICAL_M23.qld

Last Altered: Thursday, July 25, 2019 09:29:35 Eastern Daylight Time

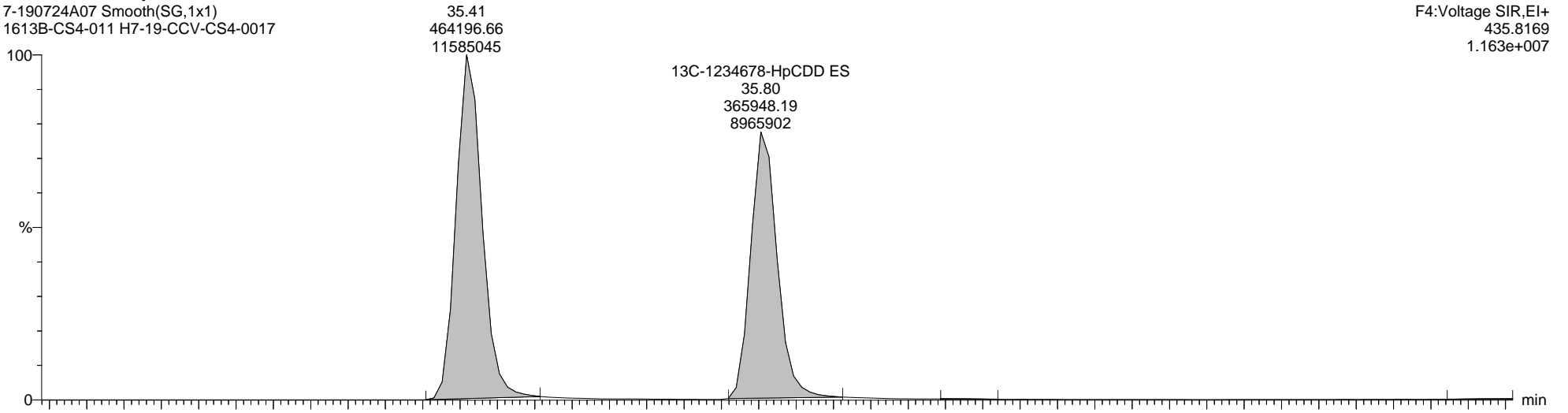
Printed: Friday, August 30, 2019 14:29:16 Eastern Daylight Time

Name: 7-190724A07, Date: 24-Jul-2019, Time: 20:08:24, ID: H7-19-CCV-CS4-0017, Description: 1613B-CS4-011, Vial: Tray1:8

13C-1234678-HpCDD ES

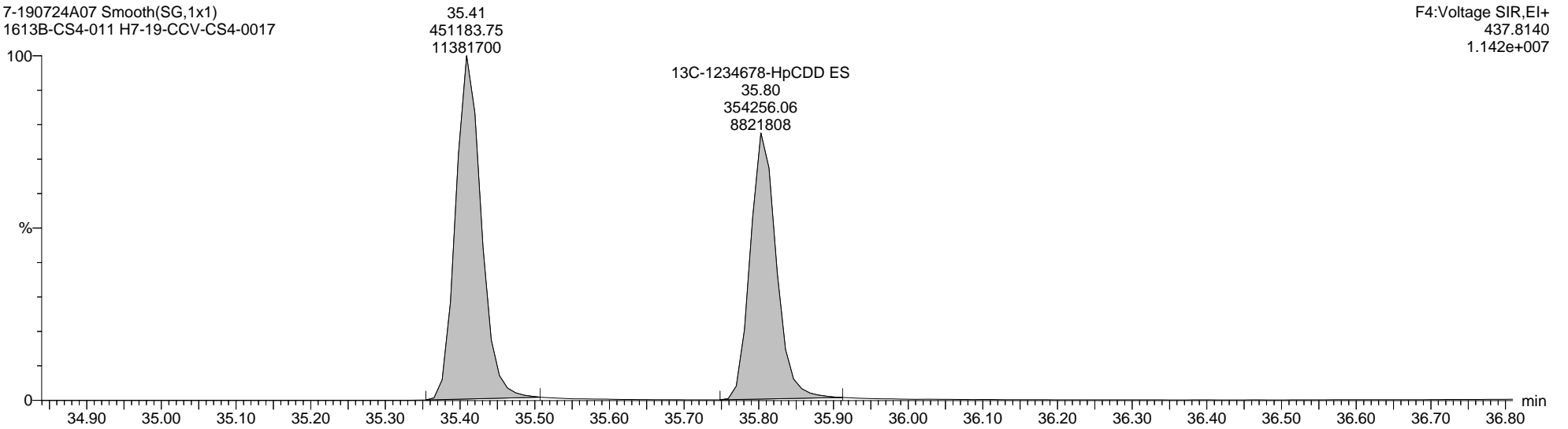
7-190724A07 Smooth(SG,1x1)
1613B-CS4-011 H7-19-CCV-CS4-0017

F4:Voltage SIR,EI+
435.8169
1.163e+007



7-190724A07 Smooth(SG,1x1)
1613B-CS4-011 H7-19-CCV-CS4-0017

F4:Voltage SIR,EI+
437.8140
1.142e+007



Quantify Sample Report MassLynx MassLynx V4.1 SCN 901

Dataset: C:\MassLynx\Dioxin.PRO\Result Files\7-190724A-ICAL_M23.qld

Last Altered: Thursday, July 25, 2019 09:29:35 Eastern Daylight Time


Printed: Friday, August 30, 2019 14:29:16 Eastern Daylight Time

Name: 7-190724A07, Date: 24-Jul-2019, Time: 20:08:24, ID: H7-19-CCV-CS4-0017, Description: 1613B-CS4-011, Vial: Tray1:8

Total-OCDD


7-190724A07 Smooth(SG,1x1)
1613B-CS4-011 H7-19-CCV-CS4-0017

F5:Voltage SIR,EI+
457.7377
2.384e+007



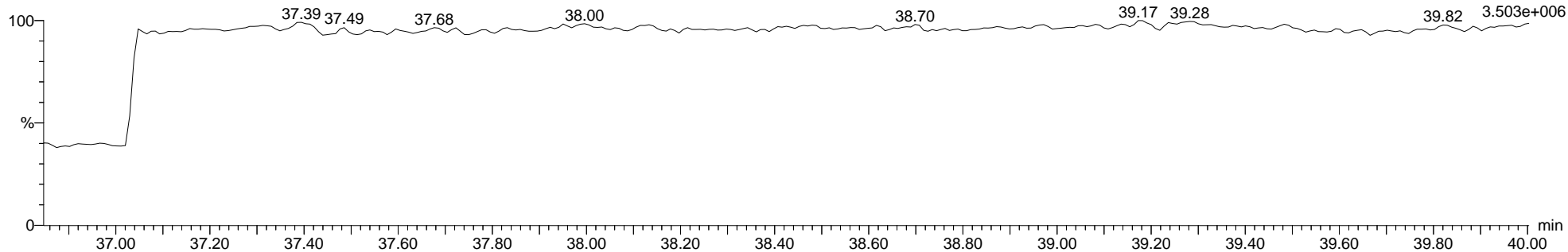
7-190724A07 Smooth(SG,1x1)
1613B-CS4-011 H7-19-CCV-CS4-0017

F5:Voltage SIR,EI+
459.7348
2.701e+007



7-190724A07 Smooth(SG,1x1)
1613B-CS4-011 H7-19-CCV-CS4-0017

F5:Voltage SIR,EI+
454.9728
3.503e+006



Quantify Sample Report MassLynx MassLynx V4.1 SCN 901

Dataset: C:\MassLynx\Dioxin.PRO\Result Files\7-190724A-ICAL_M23.qld

Last Altered: Thursday, July 25, 2019 09:29:35 Eastern Daylight Time


Printed: Friday, August 30, 2019 14:29:16 Eastern Daylight Time

Name: 7-190724A07, Date: 24-Jul-2019, Time: 20:08:24, ID: H7-19-CCV-CS4-0017, Description: 1613B-CS4-011, Vial: Tray1:8

13C-OCDD ES

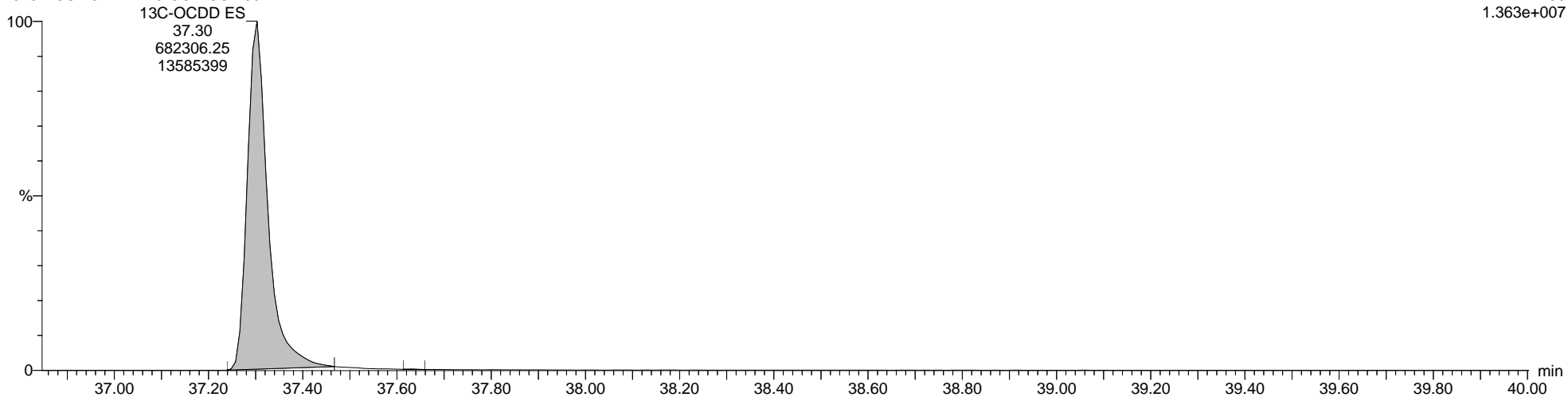
7-190724A07 Smooth(SG,1x1)
1613B-CS4-011 H7-19-CCV-CS4-0017

F5:Voltage SIR,EI+
469.7779
1.221e+007



7-190724A07 Smooth(SG,1x1)
1613B-CS4-011 H7-19-CCV-CS4-0017

F5:Voltage SIR,EI+
471.7750
1.363e+007



Quantify Sample Report MassLynx MassLynx V4.1 SCN 901

Dataset: C:\MassLynx\Dioxin.PRO\Result Files\7-190724A-ICAL_M23.qld

Last Altered: Thursday, July 25, 2019 09:29:35 Eastern Daylight Time


Printed: Friday, August 30, 2019 14:29:16 Eastern Daylight Time

Name: 7-190724A07, Date: 24-Jul-2019, Time: 20:08:24, ID: H7-19-CCV-CS4-0017, Description: 1613B-CS4-011, Vial: Tray1:8

Total-Tetrafurans

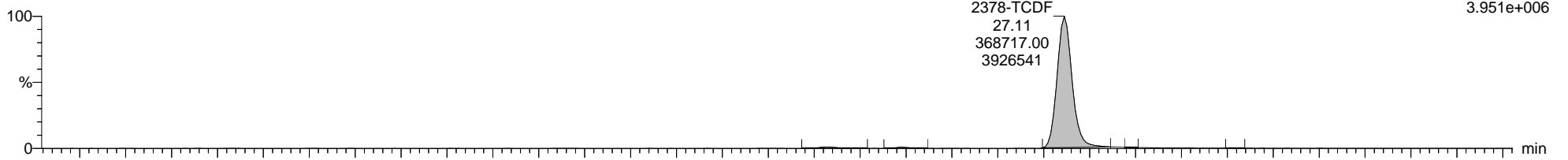
7-190724A07 Smooth(SG,1x1)
1613B-CS4-011 H7-19-CCV-CS4-0017

F1:Voltage SIR,EI+
303.9016
2.970e+006



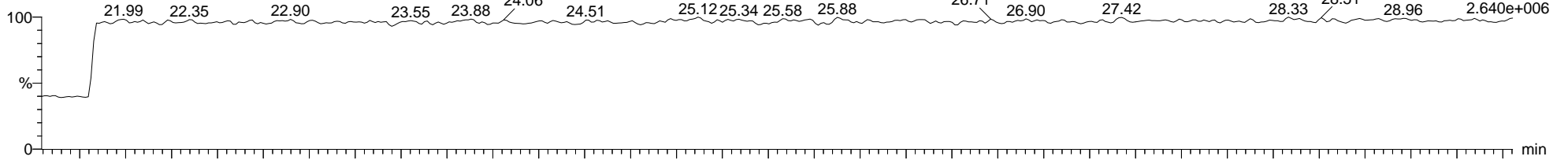
7-190724A07 Smooth(SG,1x1)
1613B-CS4-011 H7-19-CCV-CS4-0017

F1:Voltage SIR,EI+
305.8987
3.951e+006



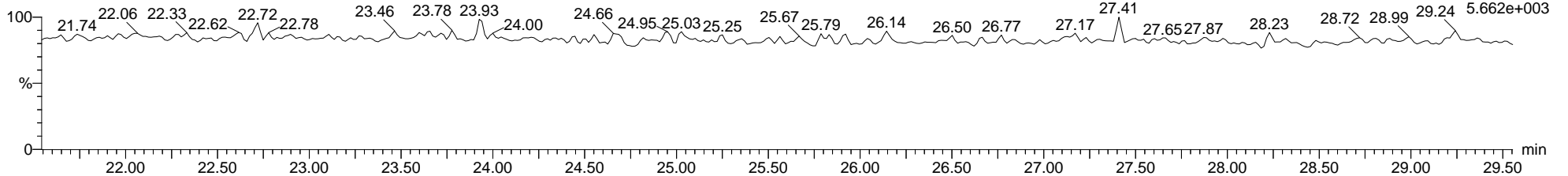
7-190724A07 Smooth(SG,1x1)
1613B-CS4-011 H7-19-CCV-CS4-0017

F1:Voltage SIR,EI+
316.9824
2.640e+006



7-190724A07 Smooth(SG,1x1)
1613B-CS4-011 H7-19-CCV-CS4-0017

F1:Voltage SIR,EI+
375.8364
5.662e+003



Dataset: C:\MassLynx\Dioxin.PRO\Result Files\7-190724A-ICAL_M23.qld

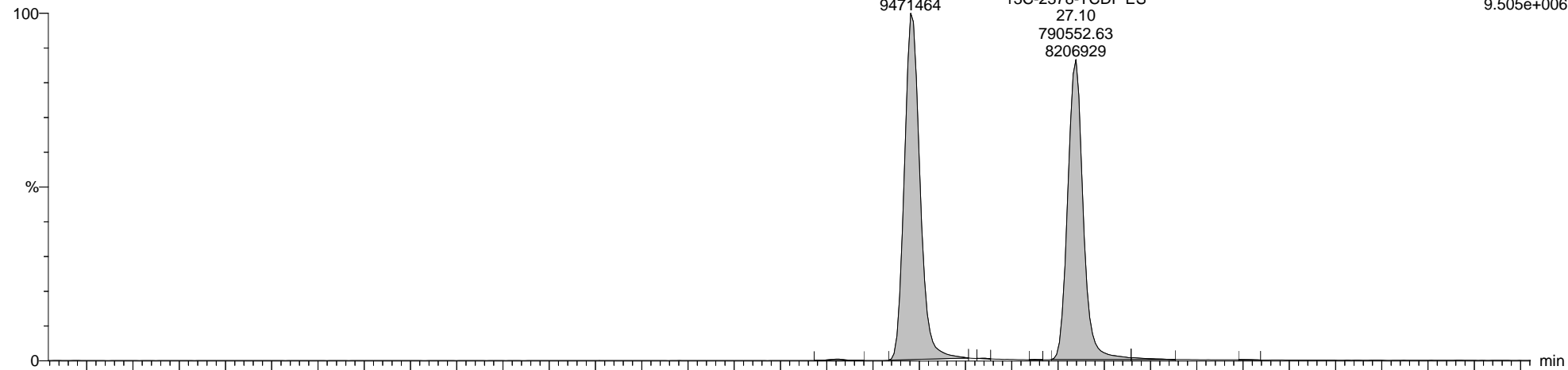
Last Altered: Thursday, July 25, 2019 09:29:35 Eastern Daylight Time

Printed: Friday, August 30, 2019 14:29:16 Eastern Daylight Time

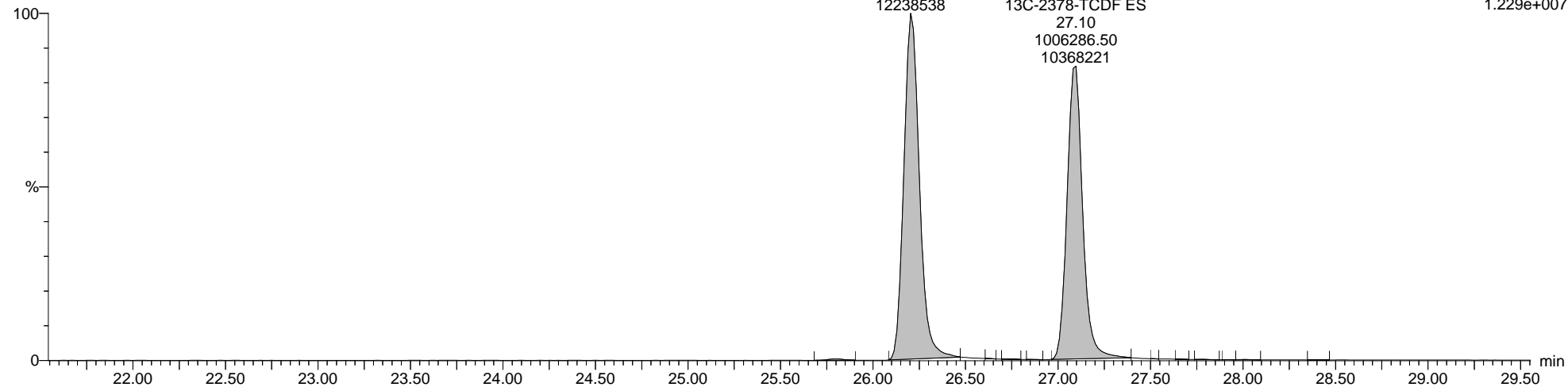
Name: 7-190724A07, Date: 24-Jul-2019, Time: 20:08:24, ID: H7-19-CCV-CS4-0017, Description: 1613B-CS4-011, Vial: Tray1:8

13C-2378-TCDF ES

7-190724A07 Smooth(SG,1x1)
1613B-CS4-011 H7-19-CCV-CS4-0017



7-190724A07 Smooth(SG,1x1)
1613B-CS4-011 H7-19-CCV-CS4-0017



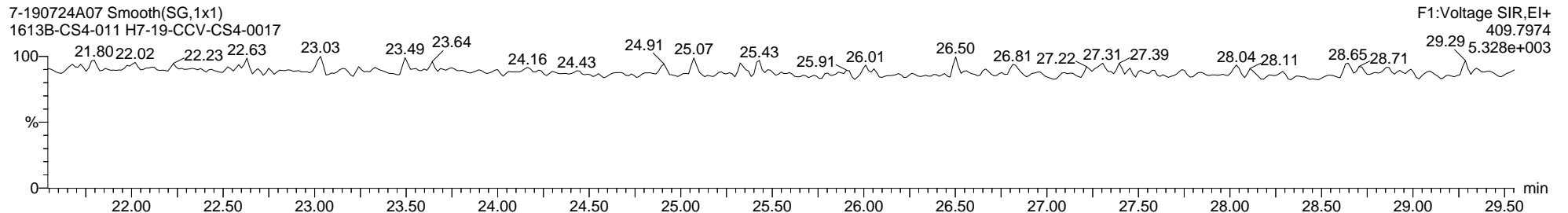
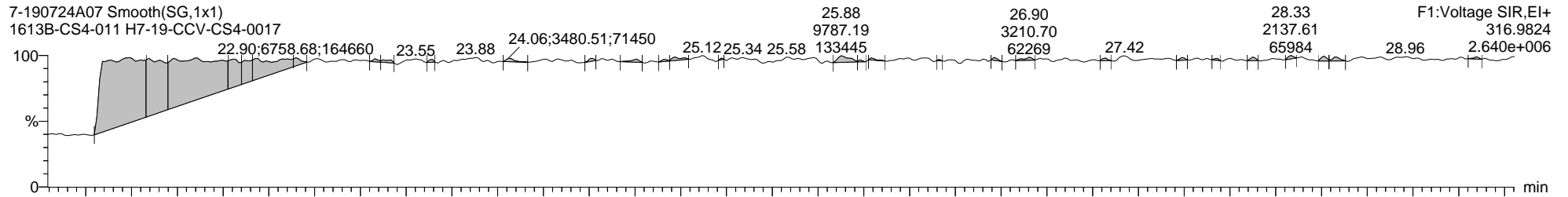
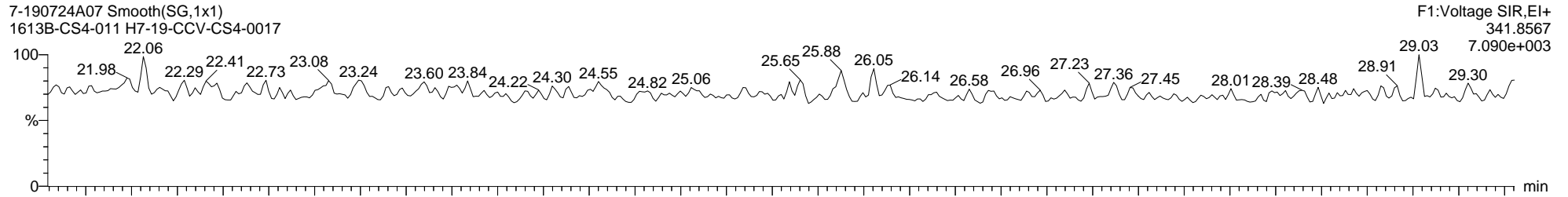
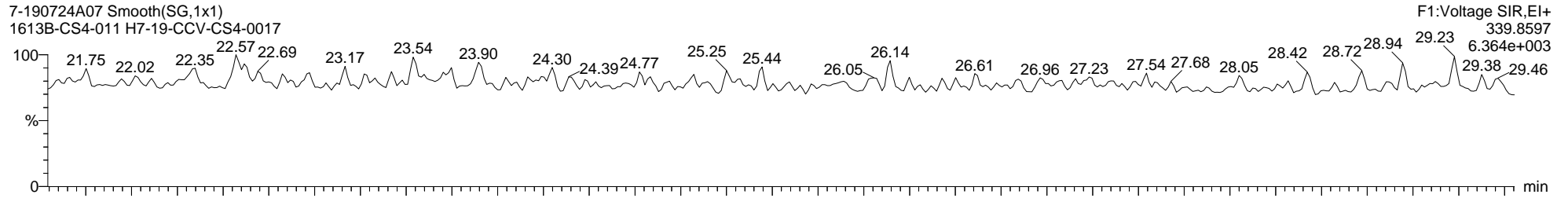
Quantify Sample Report MassLynx MassLynx V4.1 SCN 901

Dataset: C:\MassLynx\Dioxin.PRO\Result Files\7-190724A-ICAL_M23.qld

Last Altered: Thursday, July 25, 2019 09:29:35 Eastern Daylight Time
Printed: Friday, August 30, 2019 14:29:16 Eastern Daylight Time

Name: 7-190724A07, Date: 24-Jul-2019, Time: 20:08:24, ID: H7-19-CCV-CS4-0017, Description: 1613B-CS4-011, Vial: Tray1:8

Total-PeCDF-F1



Quantify Sample Report MassLynx MassLynx V4.1 SCN 901

Dataset: C:\MassLynx\Dioxin.PRO\Result Files\7-190724A-ICAL_M23.qld

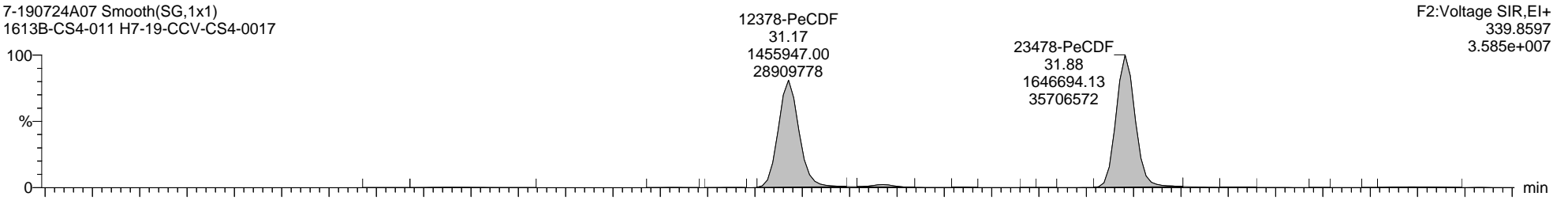
Last Altered: Thursday, July 25, 2019 09:29:35 Eastern Daylight Time

Printed: Friday, August 30, 2019 14:29:16 Eastern Daylight Time

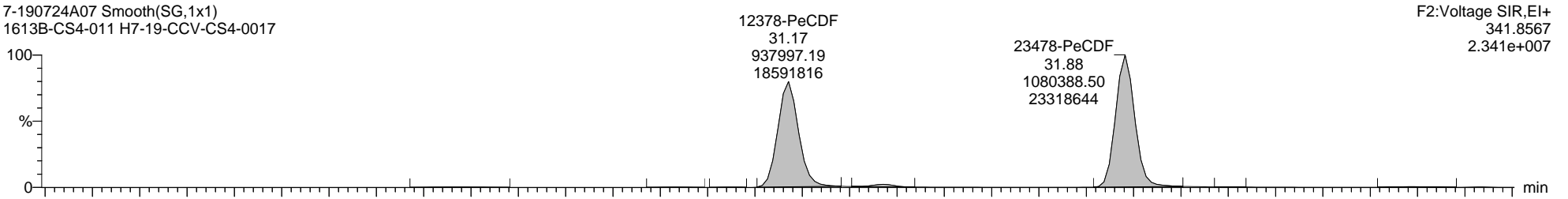
Name: 7-190724A07, Date: 24-Jul-2019, Time: 20:08:24, ID: H7-19-CCV-CS4-0017, Description: 1613B-CS4-011, Vial: Tray1:8

Total-Pentafurans

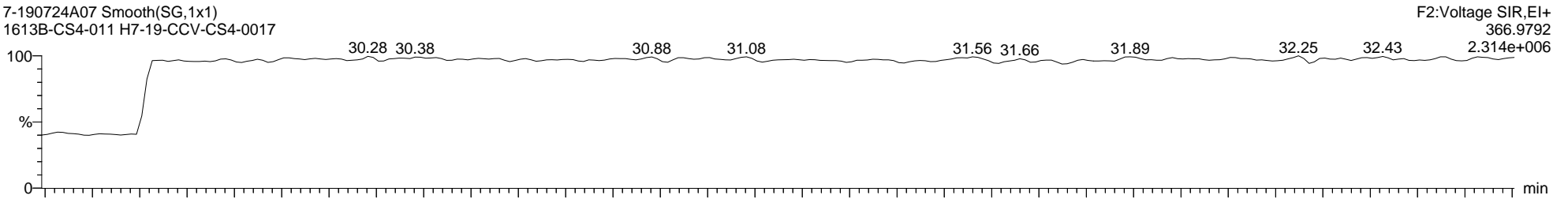
7-190724A07 Smooth(SG,1x1)
1613B-CS4-011 H7-19-CCV-CS4-0017



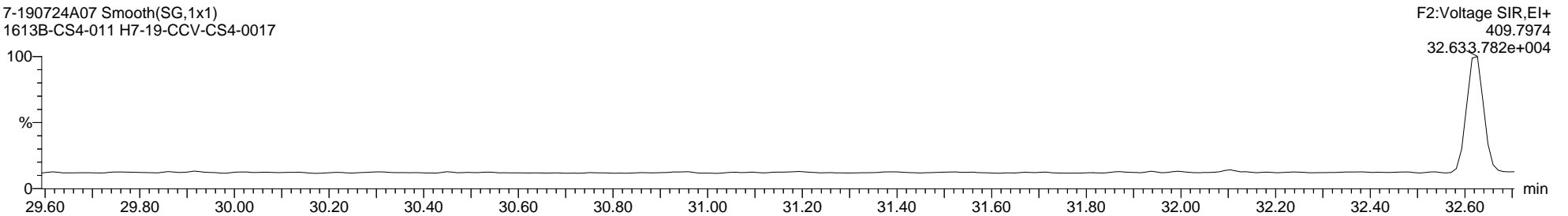
7-190724A07 Smooth(SG,1x1)
1613B-CS4-011 H7-19-CCV-CS4-0017



7-190724A07 Smooth(SG,1x1)
1613B-CS4-011 H7-19-CCV-CS4-0017



7-190724A07 Smooth(SG,1x1)
1613B-CS4-011 H7-19-CCV-CS4-0017



Quantify Sample Report MassLynx MassLynx V4.1 SCN 901

Dataset: C:\MassLynx\Dioxin.PRO\Result Files\7-190724A-ICAL_M23.qld

Last Altered: Thursday, July 25, 2019 09:29:35 Eastern Daylight Time

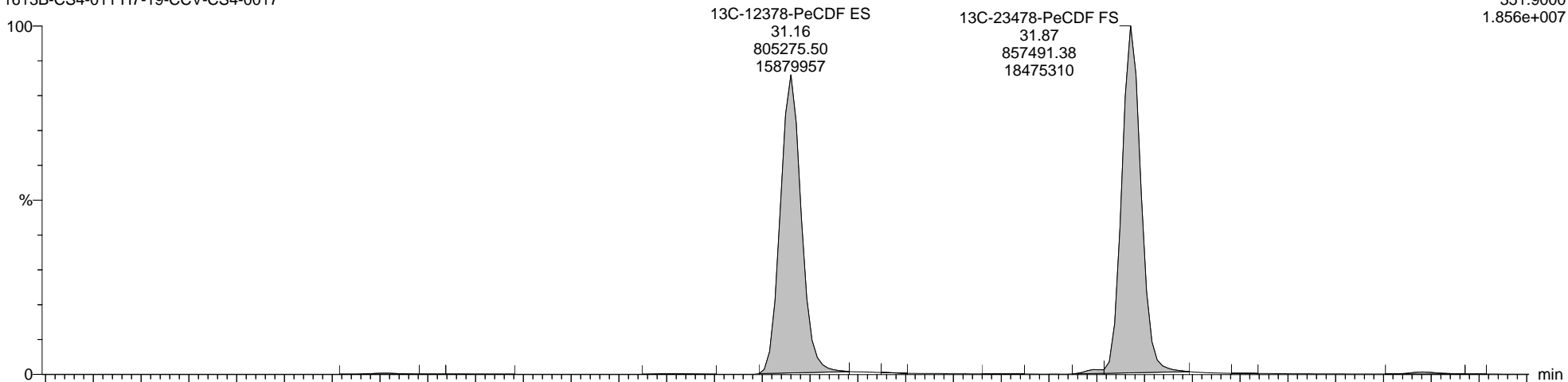
Printed: Friday, August 30, 2019 14:29:16 Eastern Daylight Time

Name: 7-190724A07, Date: 24-Jul-2019, Time: 20:08:24, ID: H7-19-CCV-CS4-0017, Description: 1613B-CS4-011, Vial: Tray1:8

13C-12378-PeCDF ES

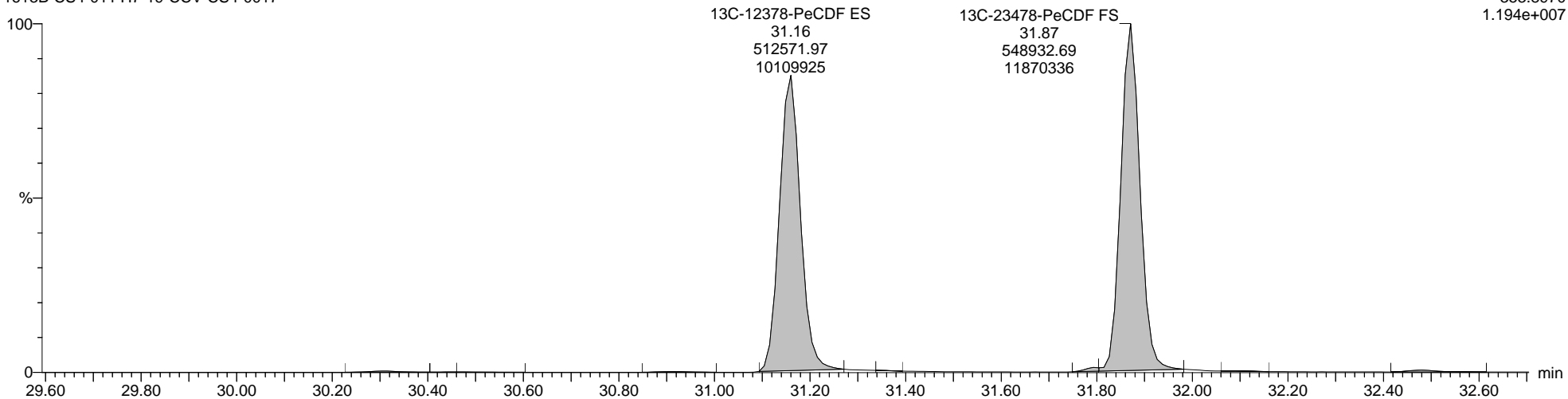
7-190724A07 Smooth(SG,1x1)
1613B-CS4-011 H7-19-CCV-CS4-0017

F2:Voltage SIR,EI+
351.9000
1.856e+007



7-190724A07 Smooth(SG,1x1)
1613B-CS4-011 H7-19-CCV-CS4-0017

F2:Voltage SIR,EI+
353.8970
1.194e+007



Quantify Sample Report MassLynx MassLynx V4.1 SCN 901

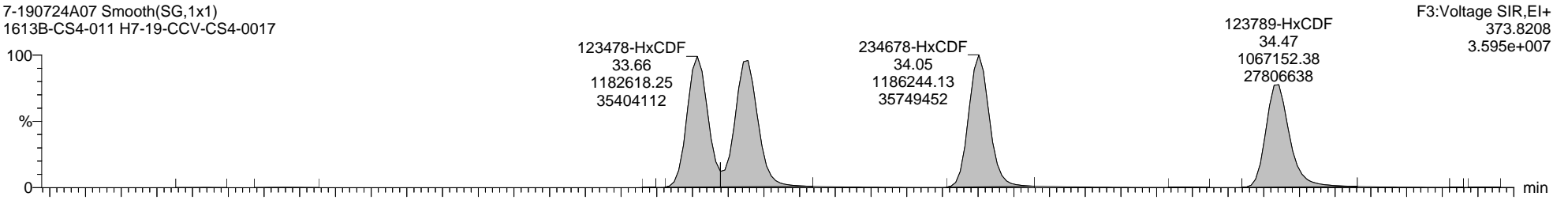
Dataset: C:\MassLynx\Dioxin.PRO\Result Files\7-190724A-ICAL_M23.qld

Last Altered: Thursday, July 25, 2019 09:29:35 Eastern Daylight Time
Printed: Friday, August 30, 2019 14:29:16 Eastern Daylight Time

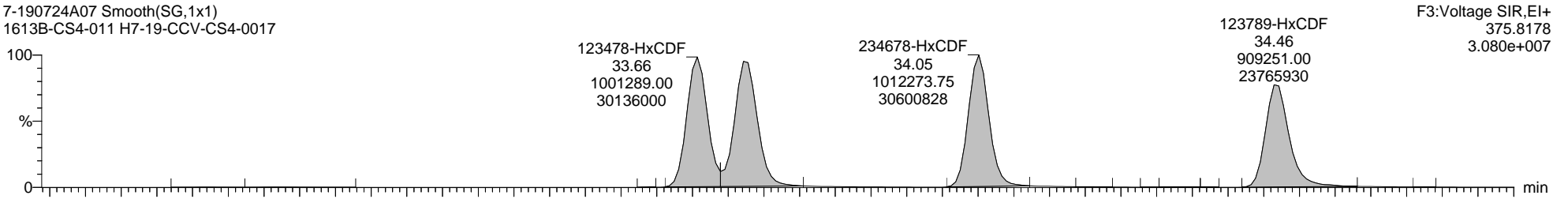
Name: 7-190724A07, Date: 24-Jul-2019, Time: 20:08:24, ID: H7-19-CCV-CS4-0017, Description: 1613B-CS4-011, Vial: Tray1:8

Total-Hexafurans

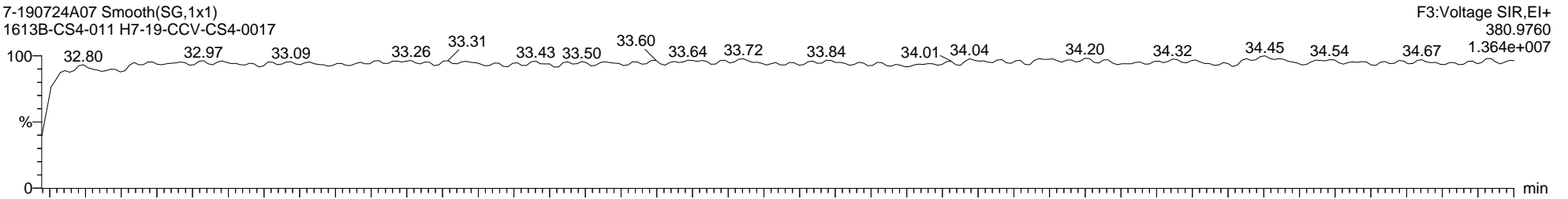
7-190724A07 Smooth(SG,1x1)
1613B-CS4-011 H7-19-CCV-CS4-0017



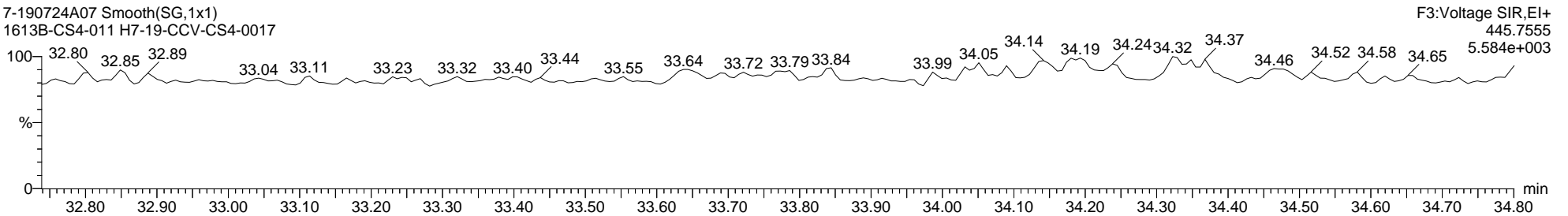
7-190724A07 Smooth(SG,1x1)
1613B-CS4-011 H7-19-CCV-CS4-0017



7-190724A07 Smooth(SG,1x1)
1613B-CS4-011 H7-19-CCV-CS4-0017



7-190724A07 Smooth(SG,1x1)
1613B-CS4-011 H7-19-CCV-CS4-0017



Quantify Sample Report MassLynx MassLynx V4.1 SCN 901

Dataset: C:\MassLynx\Dioxin.PRO\Result Files\7-190724A-ICAL_M23.qld

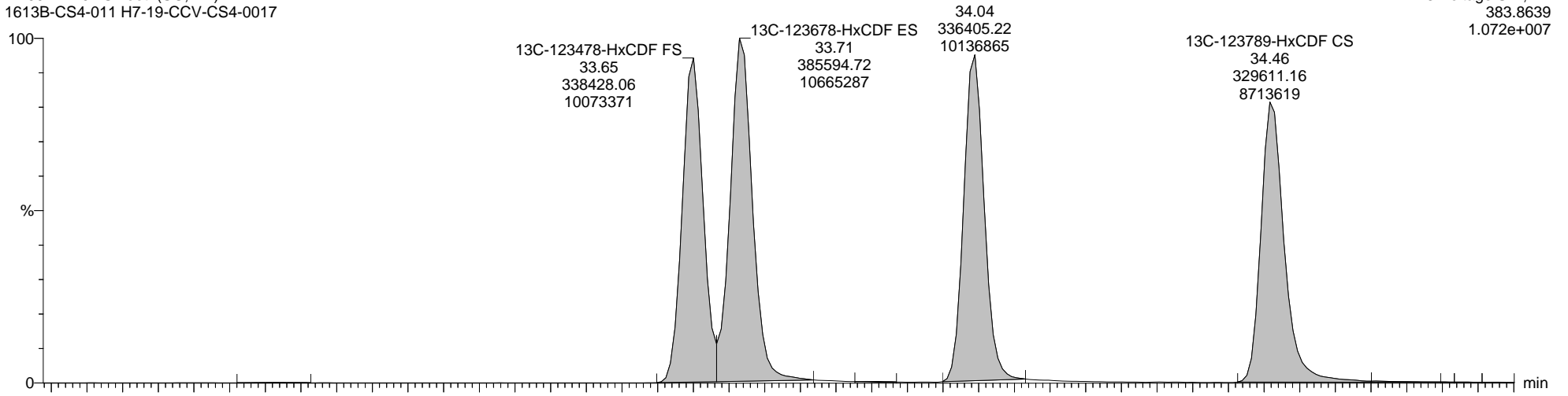
Last Altered: Thursday, July 25, 2019 09:29:35 Eastern Daylight Time

Printed: Friday, August 30, 2019 14:29:16 Eastern Daylight Time

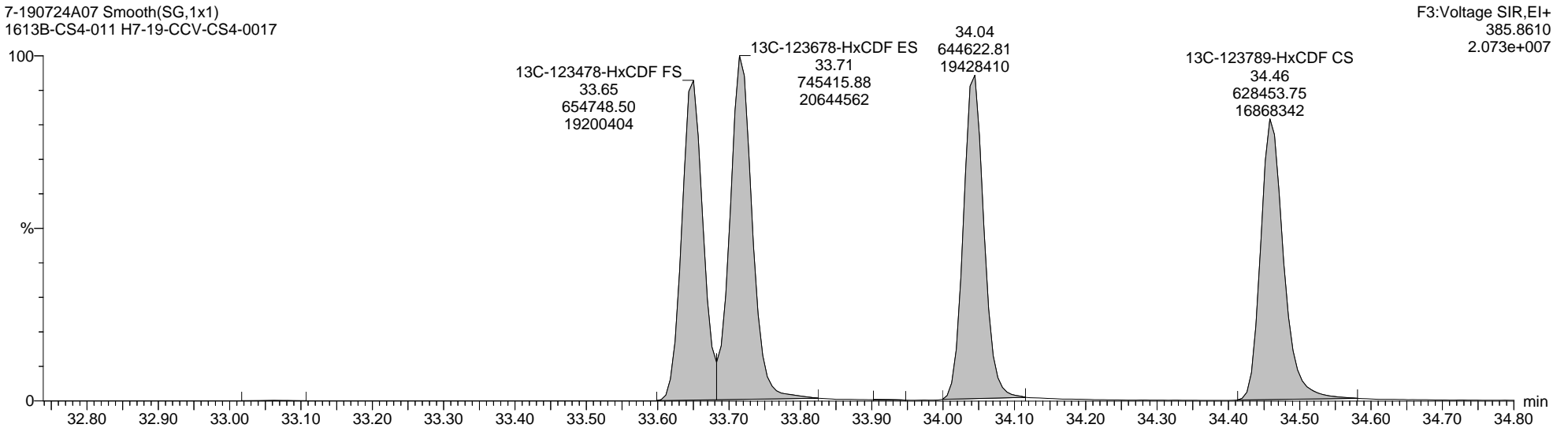
Name: 7-190724A07, Date: 24-Jul-2019, Time: 20:08:24, ID: H7-19-CCV-CS4-0017, Description: 1613B-CS4-011, Vial: Tray1:8

13C-123678-HxCDF ES

7-190724A07 Smooth(SG,1x1)
1613B-CS4-011 H7-19-CCV-CS4-0017



7-190724A07 Smooth(SG,1x1)
1613B-CS4-011 H7-19-CCV-CS4-0017



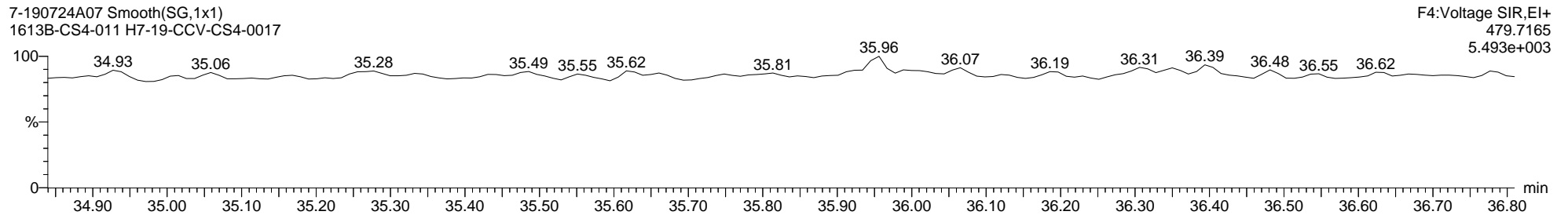
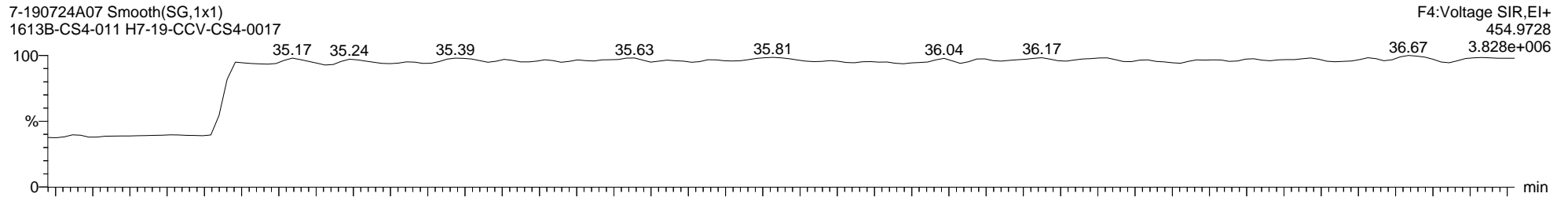


Quantify Sample Report MassLynx MassLynx V4.1 SCN 901

Dataset: C:\MassLynx\Dioxin.PRO\Result Files\7-190724A-ICAL_M23.qld

Last Altered: Thursday, July 25, 2019 09:29:35 Eastern Daylight Time
Printed: Friday, August 30, 2019 14:29:16 Eastern Daylight Time

Name: 7-190724A07, Date: 24-Jul-2019, Time: 20:08:24, ID: H7-19-CCV-CS4-0017, Description: 1613B-CS4-011, Vial: Tray1:8

Total-Heptafurans



Quantify Sample Report MassLynx MassLynx V4.1 SCN 901

Dataset: C:\MassLynx\Dioxin.PRO\Result Files\7-190724A-ICAL_M23.qld

Last Altered: Thursday, July 25, 2019 09:29:35 Eastern Daylight Time

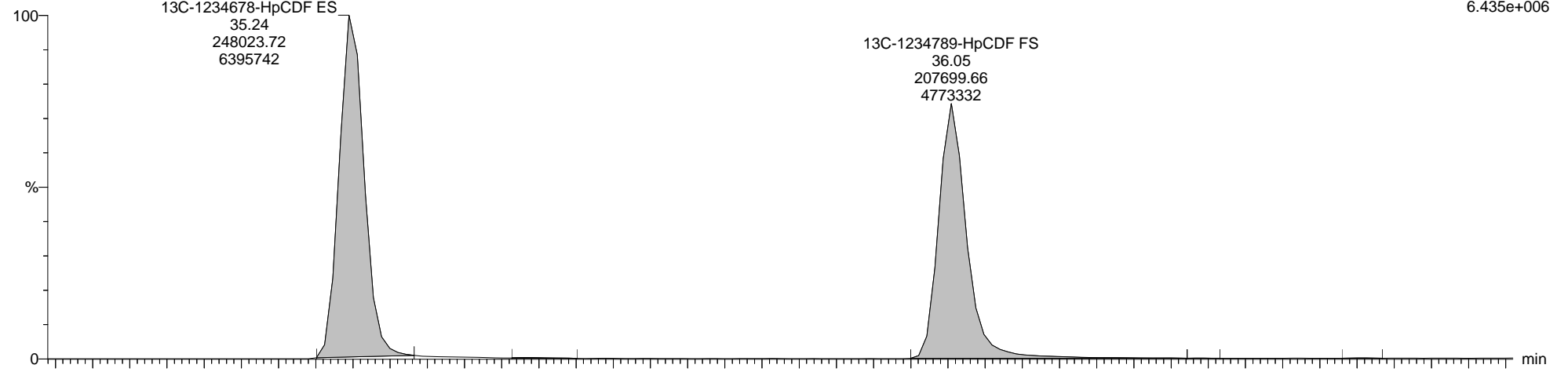
Printed: Friday, August 30, 2019 14:29:16 Eastern Daylight Time

Name: 7-190724A07, Date: 24-Jul-2019, Time: 20:08:24, ID: H7-19-CCV-CS4-0017, Description: 1613B-CS4-011, Vial: Tray1:8

13C-1234678-HpCDF ES

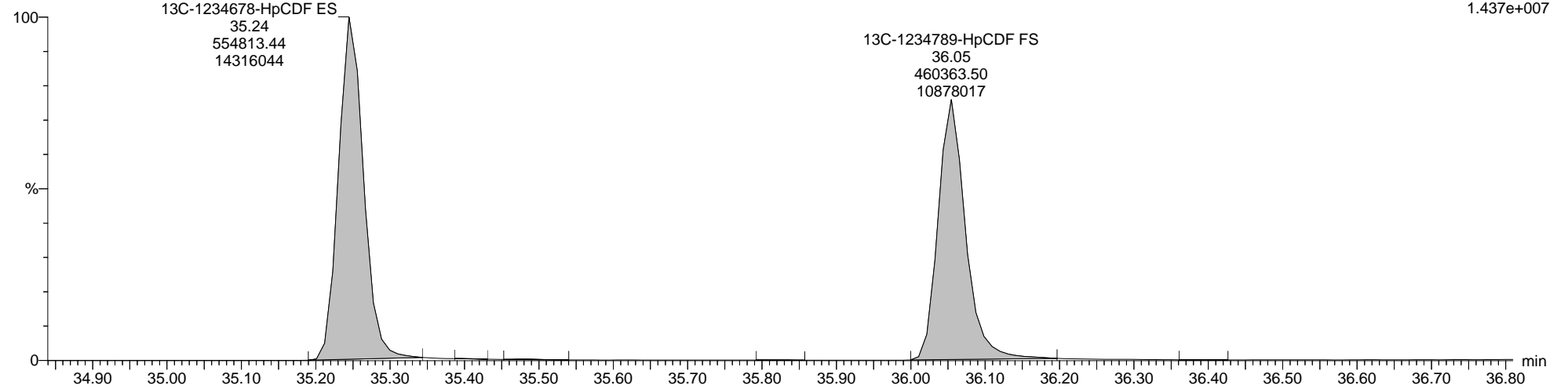
7-190724A07 Smooth(SG,1x1)
1613B-CS4-011 H7-19-CCV-CS4-0017

F4:Voltage SIR,EI+
417.8253
6.435e+006



7-190724A07 Smooth(SG,1x1)
1613B-CS4-011 H7-19-CCV-CS4-0017

F4:Voltage SIR,EI+
419.8220
1.437e+007



Quantify Sample Report MassLynx MassLynx V4.1 SCN 901

Dataset: C:\MassLynx\Dioxin.PRO\Result Files\7-190724A-ICAL_M23.qld

Last Altered: Thursday, July 25, 2019 09:29:35 Eastern Daylight Time

Printed: Friday, August 30, 2019 14:29:16 Eastern Daylight Time

Name: 7-190724A07, Date: 24-Jul-2019, Time: 20:08:24, ID: H7-19-CCV-CS4-0017, Description: 1613B-CS4-011, Vial: Tray1:8

Totals-OCDF

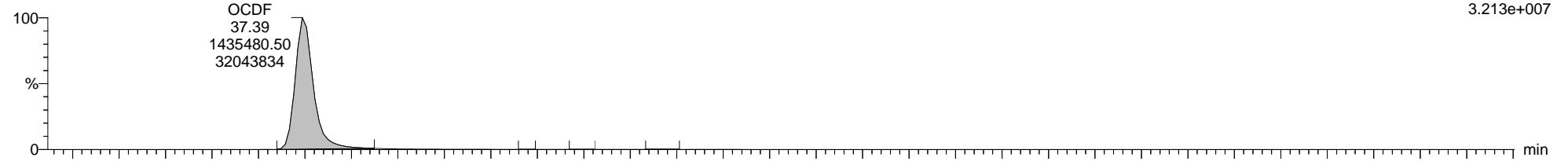
7-190724A07 Smooth(SG,1x1)

1613B-CS4-011 H7-19-CCV-CS4-0017

F5:Voltage SIR,EI+

441.7428

3.213e+007



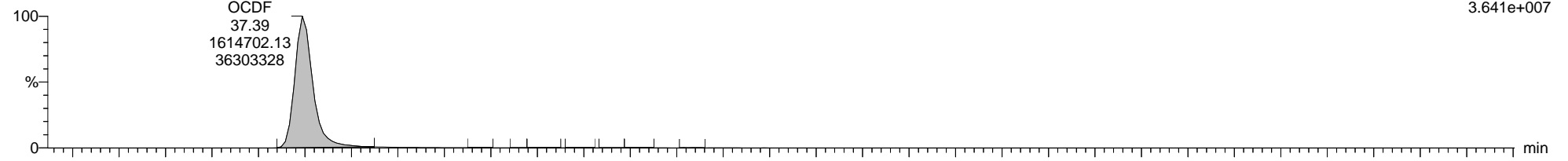
7-190724A07 Smooth(SG,1x1)

1613B-CS4-011 H7-19-CCV-CS4-0017

F5:Voltage SIR,EI+

443.7398

3.641e+007



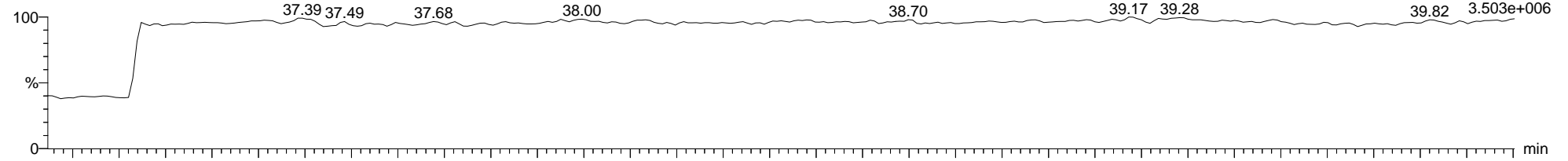
7-190724A07 Smooth(SG,1x1)

1613B-CS4-011 H7-19-CCV-CS4-0017

F5:Voltage SIR,EI+

454.9728

3.503e+006



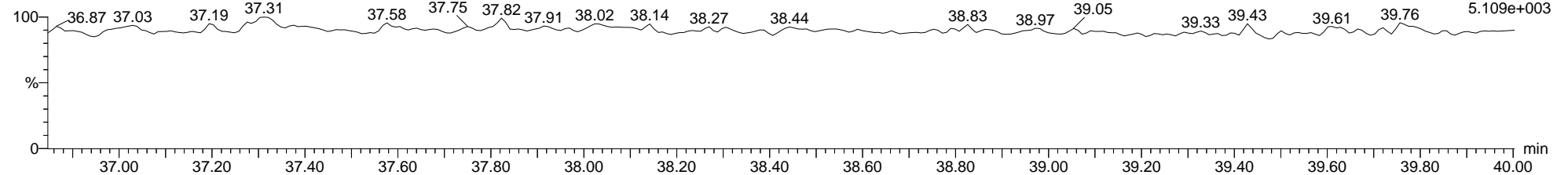
7-190724A07 Smooth(SG,1x1)

1613B-CS4-011 H7-19-CCV-CS4-0017

F5:Voltage SIR,EI+

513.6775

5.109e+003



Dataset: C:\MassLynx\Dioxin.PRO\Result Files\7-190724A-ICAL_M23.qld

Last Altered: Thursday, July 25, 2019 09:29:35 Eastern Daylight Time

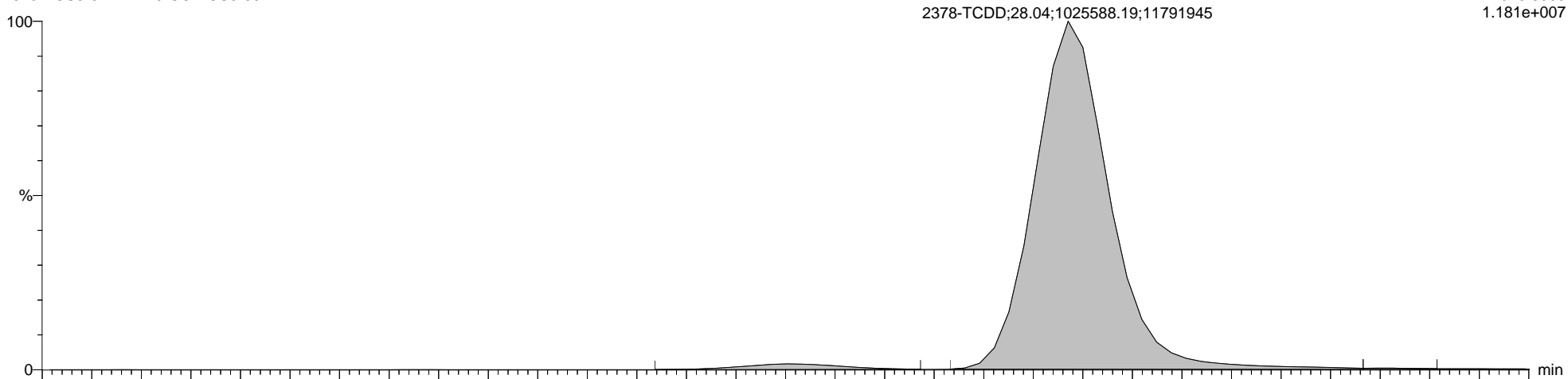
Printed: Friday, August 30, 2019 14:29:16 Eastern Daylight Time

Name: 7-190724A06, Date: 24-Jul-2019, Time: 19:26:19, ID: H7-19-CCV-CS5-0017, Description: 1613B-CS5-011, Vial: Tray1:7

2378-TCDD

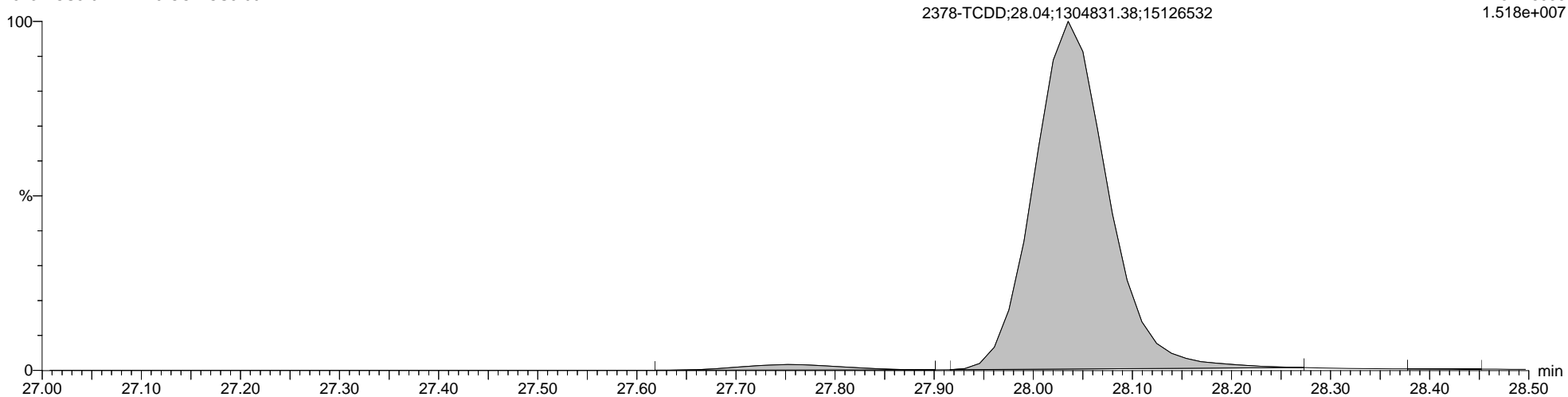
7-190724A06 Smooth(SG,1x1)
1613B-CS5-011 H7-19-CCV-CS5-0017

F1:Voltage SIR,EI+
319.8965
1.181e+007



7-190724A06 Smooth(SG,1x1)
1613B-CS5-011 H7-19-CCV-CS5-0017

F1:Voltage SIR,EI+
321.8936
1.518e+007



Quantify Sample Report MassLynx MassLynx V4.1 SCN 901

Dataset: C:\MassLynx\Dioxin.PRO\Result Files\7-190724A-ICAL_M23.qld

Last Altered: Thursday, July 25, 2019 09:29:35 Eastern Daylight Time


Printed: Friday, August 30, 2019 14:29:16 Eastern Daylight Time

Name: 7-190724A06, Date: 24-Jul-2019, Time: 19:26:19, ID: H7-19-CCV-CS5-0017, Description: 1613B-CS5-011, Vial: Tray1:7

Total-Tetradoxins


7-190724A06 Smooth(SG,1x1)
1613B-CS5-011 H7-19-CCV-CS5-0017

F1:Voltage SIR,EI+
319.8965
1.181e+007



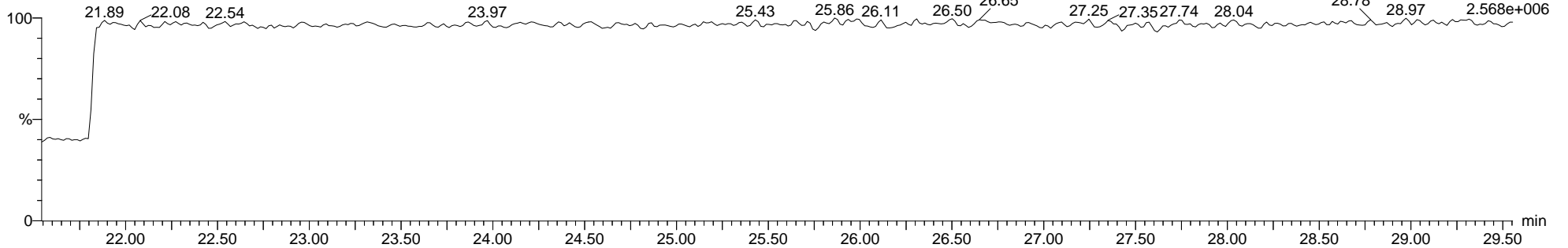
7-190724A06 Smooth(SG,1x1)
1613B-CS5-011 H7-19-CCV-CS5-0017

F1:Voltage SIR,EI+
321.8936
1.518e+007



7-190724A06 Smooth(SG,1x1)
1613B-CS5-011 H7-19-CCV-CS5-0017

F1:Voltage SIR,EI+
316.9824
2.568e+006



Dataset: C:\MassLynx\Dioxin.PRO\Result Files\7-190724A-ICAL_M23.qld


Last Altered: Thursday, July 25, 2019 09:29:35 Eastern Daylight Time

Printed: Friday, August 30, 2019 14:29:16 Eastern Daylight Time

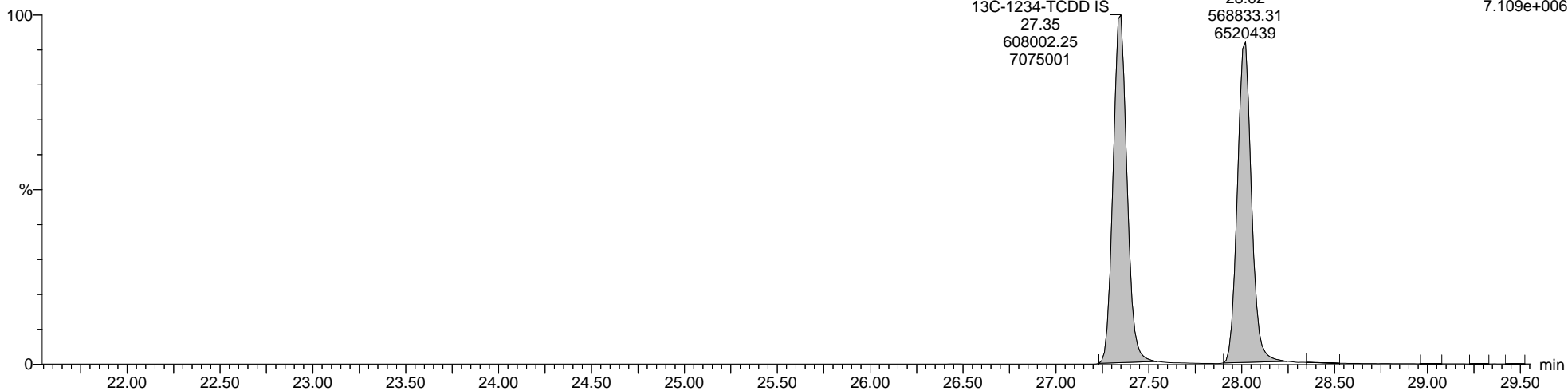
Name: 7-190724A06, Date: 24-Jul-2019, Time: 19:26:19, ID: H7-19-CCV-CS5-0017, Description: 1613B-CS5-011, Vial: Tray1:7

13C-2378-TCDD ES

7-190724A06 Smooth(SG,1x1)
1613B-CS5-011 H7-19-CCV-CS5-0017



7-190724A06 Smooth(SG,1x1)
1613B-CS5-011 H7-19-CCV-CS5-0017



Quantify Sample Report MassLynx MassLynx V4.1 SCN 901

Dataset: C:\MassLynx\Dioxin.PRO\Result Files\7-190724A-ICAL_M23.qld

Last Altered: Thursday, July 25, 2019 09:29:35 Eastern Daylight Time


Printed: Friday, August 30, 2019 14:29:16 Eastern Daylight Time

Name: 7-190724A06, Date: 24-Jul-2019, Time: 19:26:19, ID: H7-19-CCV-CS5-0017, Description: 1613B-CS5-011, Vial: Tray1:7

Totals-37Cl-2378-TCDD

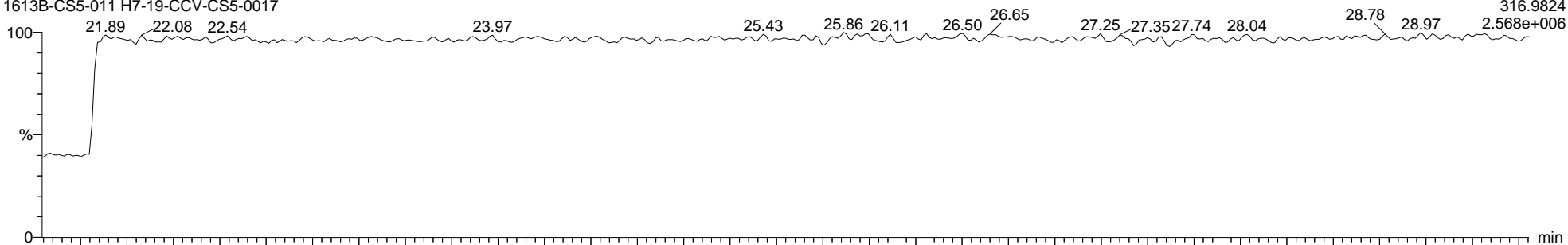
7-190724A06 Smooth(SG,1x1)
1613B-CS5-011 H7-19-CCV-CS5-0017

F1:Voltage SIR,EI+
327.8847
2.986e+007



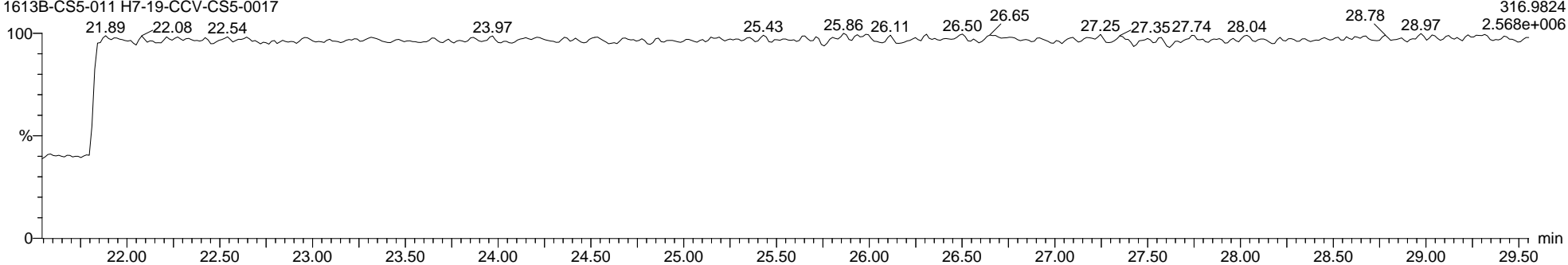
7-190724A06 Smooth(SG,1x1)
1613B-CS5-011 H7-19-CCV-CS5-0017

F1:Voltage SIR,EI+
316.9824
2.568e+006



7-190724A06 Smooth(SG,1x1)
1613B-CS5-011 H7-19-CCV-CS5-0017

F1:Voltage SIR,EI+
316.9824
2.568e+006



Quantify Sample Report MassLynx MassLynx V4.1 SCN 901

Dataset: C:\MassLynx\Dioxin.PRO\Result Files\7-190724A-ICAL_M23.qld

Last Altered: Thursday, July 25, 2019 09:29:35 Eastern Daylight Time


Printed: Friday, August 30, 2019 14:29:16 Eastern Daylight Time

Name: 7-190724A06, Date: 24-Jul-2019, Time: 19:26:19, ID: H7-19-CCV-CS5-0017, Description: 1613B-CS5-011, Vial: Tray1:7

Total-Pentadioxins

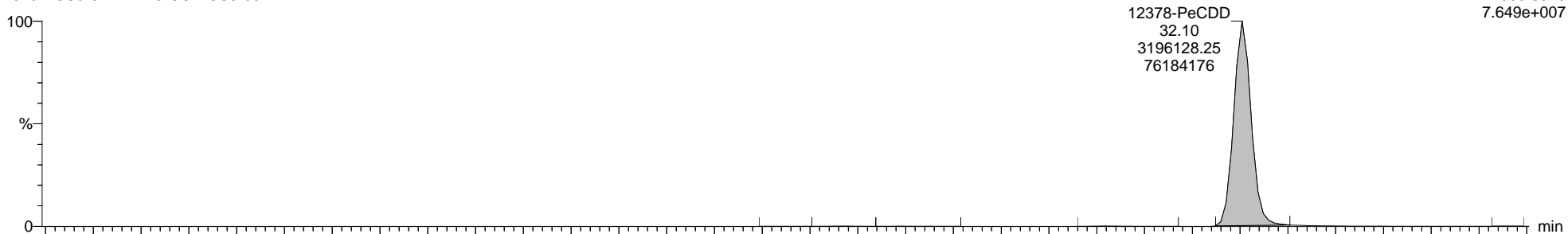
7-190724A06 Smooth(SG,1x1)
1613B-CS5-011 H7-19-CCV-CS5-0017

F2:Voltage SIR,EI+
355.8546
1.235e+008



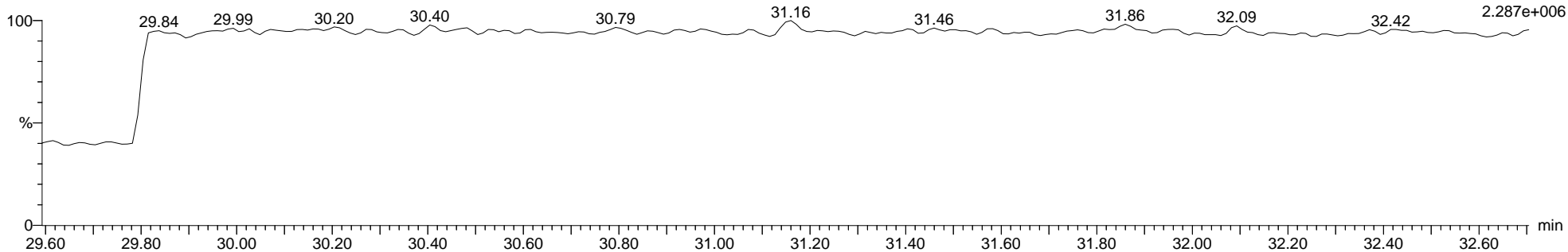
7-190724A06 Smooth(SG,1x1)
1613B-CS5-011 H7-19-CCV-CS5-0017

F2:Voltage SIR,EI+
353.8576
7.649e+007



7-190724A06 Smooth(SG,1x1)
1613B-CS5-011 H7-19-CCV-CS5-0017

F2:Voltage SIR,EI+
366.9792
2.287e+006



Quantify Sample Report MassLynx MassLynx V4.1 SCN 901

Dataset: C:\MassLynx\Dioxin.PRO\Result Files\7-190724A-ICAL_M23.qld

Last Altered: Thursday, July 25, 2019 09:29:35 Eastern Daylight Time

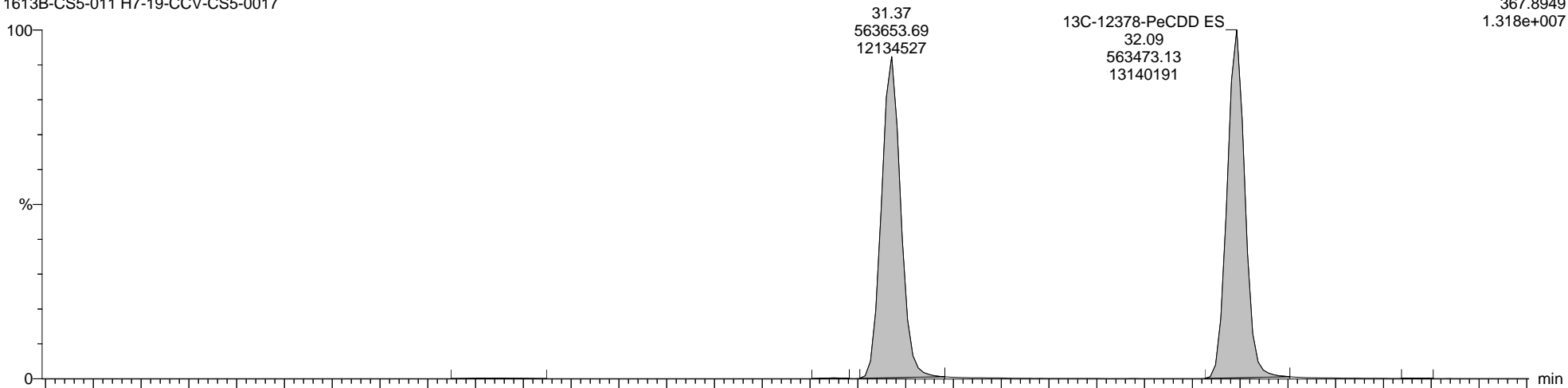
Printed: Friday, August 30, 2019 14:29:16 Eastern Daylight Time

Name: 7-190724A06, Date: 24-Jul-2019, Time: 19:26:19, ID: H7-19-CCV-CS5-0017, Description: 1613B-CS5-011, Vial: Tray1:7

13C-12378-PeCDD ES

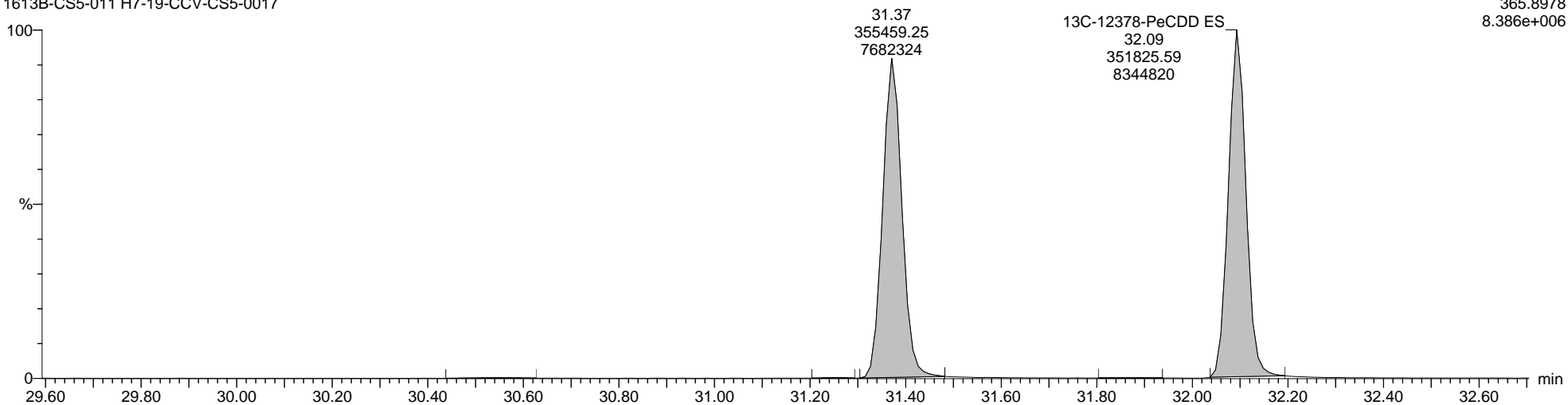
7-190724A06 Smooth(SG,1x1)
1613B-CS5-011 H7-19-CCV-CS5-0017

F2:Voltage SIR,EI+
367.8949
1.318e+007



7-190724A06 Smooth(SG,1x1)
1613B-CS5-011 H7-19-CCV-CS5-0017

F2:Voltage SIR,EI+
365.8978
8.386e+006



Quantify Sample Report MassLynx MassLynx V4.1 SCN 901

Dataset: C:\MassLynx\Dioxin.PRO\Result Files\7-190724A-ICAL_M23.qld

Last Altered: Thursday, July 25, 2019 09:29:35 Eastern Daylight Time


Printed: Friday, August 30, 2019 14:29:16 Eastern Daylight Time

Name: 7-190724A06, Date: 24-Jul-2019, Time: 19:26:19, ID: H7-19-CCV-CS5-0017, Description: 1613B-CS5-011, Vial: Tray1:7

Total-Hexadioxins


7-190724A06 Smooth(SG,1x1)
1613B-CS5-011 H7-19-CCV-CS5-0017

F3:Voltage SIR,EI+
389.8157
1.583e+008



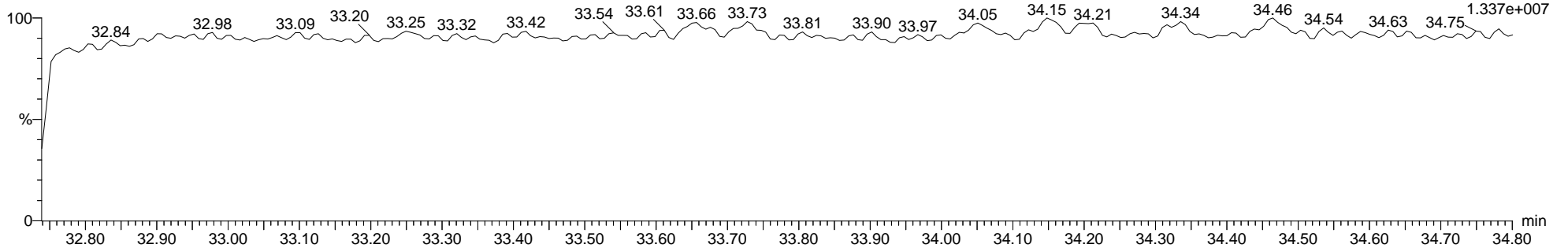
7-190724A06 Smooth(SG,1x1)
1613B-CS5-011 H7-19-CCV-CS5-0017

F3:Voltage SIR,EI+
391.8127
1.289e+008



7-190724A06 Smooth(SG,1x1)
1613B-CS5-011 H7-19-CCV-CS5-0017

F3:Voltage SIR,EI+
380.9760
1.337e+007



Quantify Sample Report MassLynx MassLynx V4.1 SCN 901

Dataset: C:\MassLynx\Dioxin.PRO\Result Files\7-190724A-ICAL_M23.qld

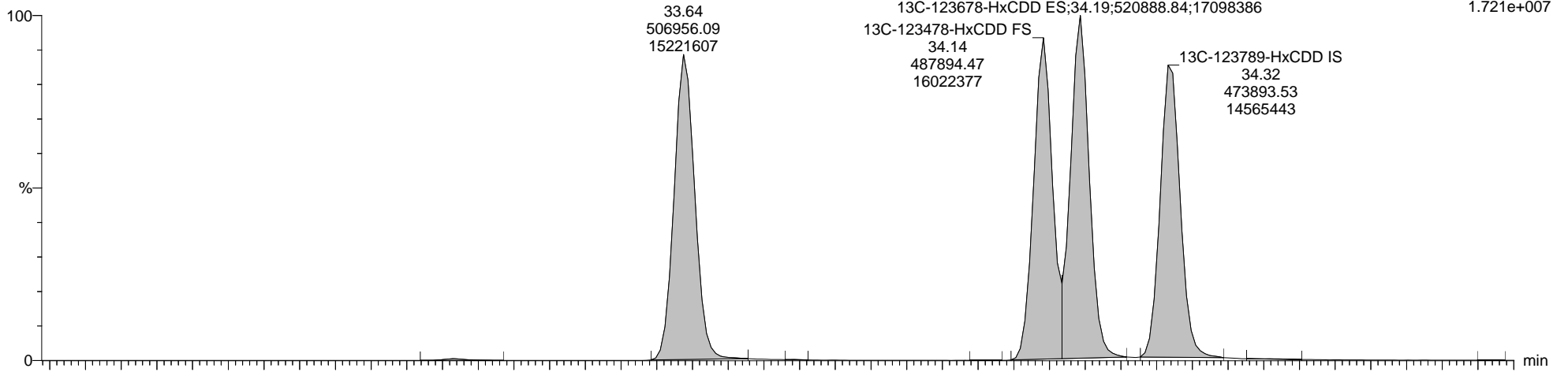
Last Altered: Thursday, July 25, 2019 09:29:35 Eastern Daylight Time
Printed: Friday, August 30, 2019 14:29:16 Eastern Daylight Time

Name: 7-190724A06, Date: 24-Jul-2019, Time: 19:26:19, ID: H7-19-CCV-CS5-0017, Description: 1613B-CS5-011, Vial: Tray1:7

13C-123678-HxCDD ES

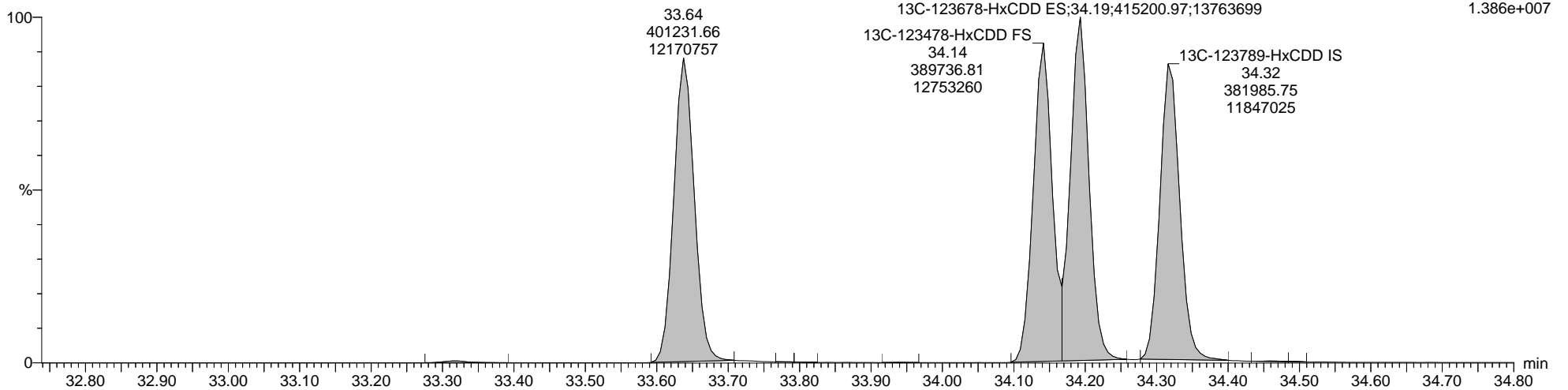
7-190724A06 Smooth(SG,1x1)
1613B-CS5-011 H7-19-CCV-CS5-0017

F3:Voltage SIR,EI+
401.8559
1.721e+007



7-190724A06 Smooth(SG,1x1)
1613B-CS5-011 H7-19-CCV-CS5-0017

F3:Voltage SIR,EI+
403.8530
1.386e+007



Quantify Sample Report MassLynx MassLynx V4.1 SCN 901

Dataset: C:\MassLynx\Dioxin.PRO\Result Files\7-190724A-ICAL_M23.qld

Last Altered: Thursday, July 25, 2019 09:29:35 Eastern Daylight Time

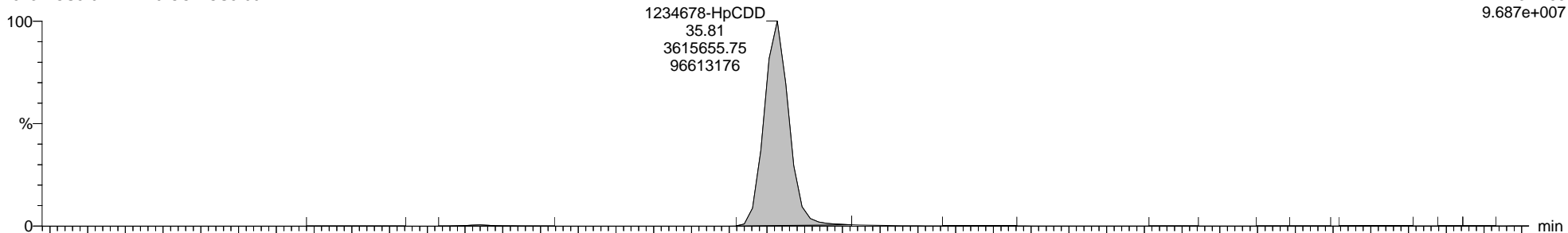
Printed: Friday, August 30, 2019 14:29:16 Eastern Daylight Time

Name: 7-190724A06, Date: 24-Jul-2019, Time: 19:26:19, ID: H7-19-CCV-CS5-0017, Description: 1613B-CS5-011, Vial: Tray1:7

Total-Heptadioxins

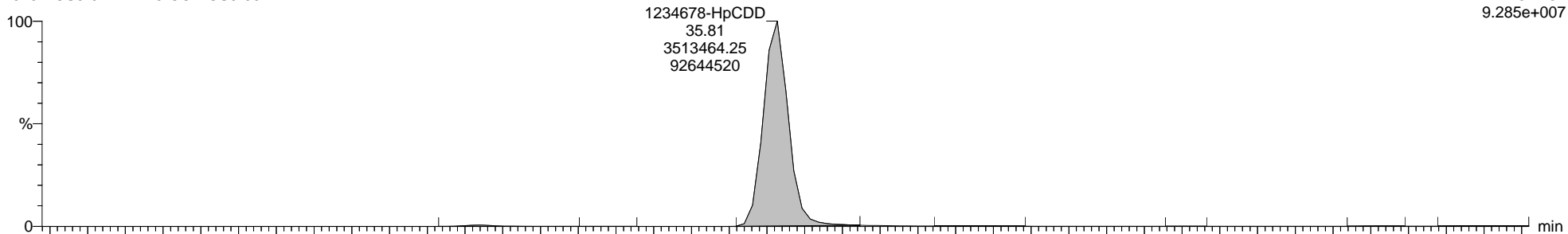
7-190724A06 Smooth(SG,1x1)
1613B-CS5-011 H7-19-CCV-CS5-0017

F4:Voltage SIR,EI+
423.7766
9.687e+007



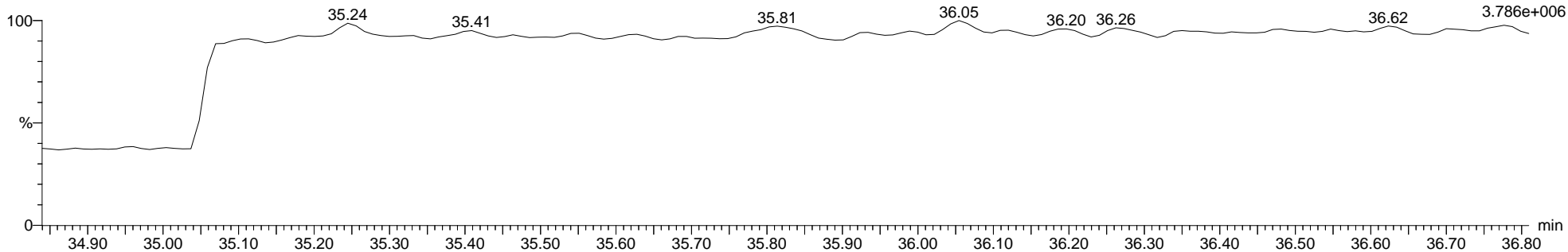
7-190724A06 Smooth(SG,1x1)
1613B-CS5-011 H7-19-CCV-CS5-0017

F4:Voltage SIR,EI+
425.7737
9.285e+007



7-190724A06 Smooth(SG,1x1)
1613B-CS5-011 H7-19-CCV-CS5-0017

F4:Voltage SIR,EI+
454.9728
3.786e+006



Quantify Sample Report MassLynx MassLynx V4.1 SCN 901

Dataset: C:\MassLynx\Dioxin.PRO\Result Files\7-190724A-ICAL_M23.qld

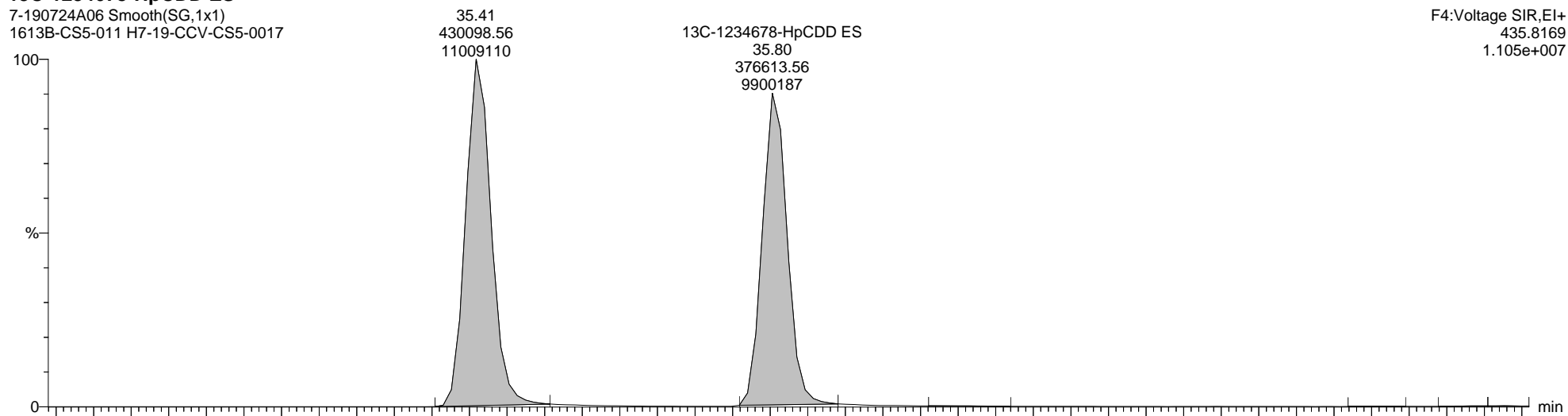
Last Altered: Thursday, July 25, 2019 09:29:35 Eastern Daylight Time

Printed: Friday, August 30, 2019 14:29:16 Eastern Daylight Time

Name: 7-190724A06, Date: 24-Jul-2019, Time: 19:26:19, ID: H7-19-CCV-CS5-0017, Description: 1613B-CS5-011, Vial: Tray1:7

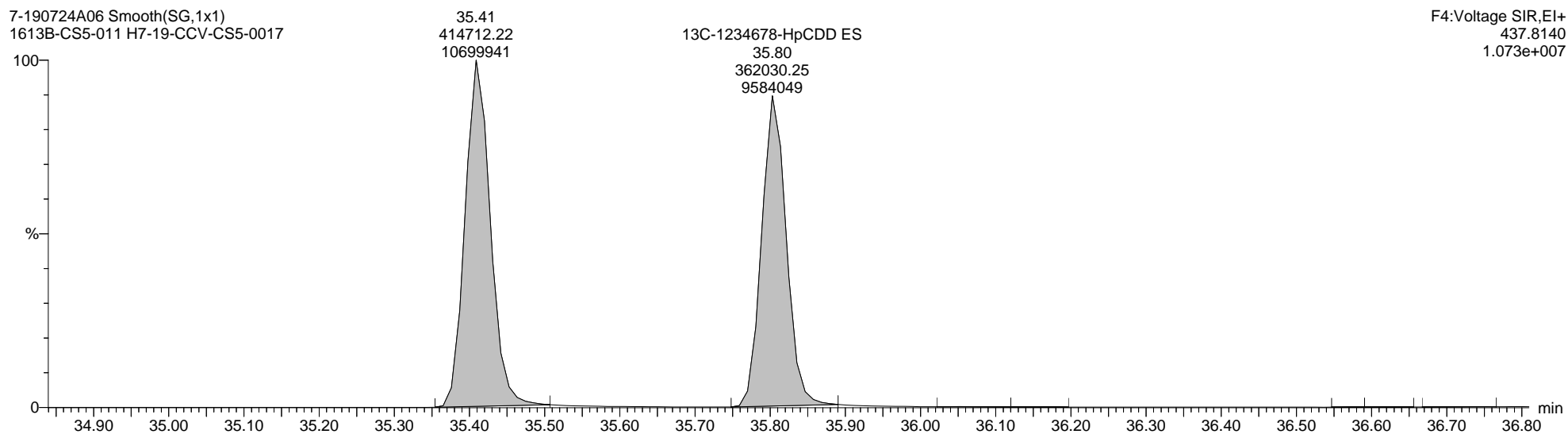
13C-1234678-HpCDD ES

7-190724A06 Smooth(SG,1x1)
1613B-CS5-011 H7-19-CCV-CS5-0017



F4:Voltage SIR,EI+
435.8169
1.105e+007

7-190724A06 Smooth(SG,1x1)
1613B-CS5-011 H7-19-CCV-CS5-0017



F4:Voltage SIR,EI+
437.8140
1.073e+007

Quantify Sample Report MassLynx MassLynx V4.1 SCN 901

Dataset: C:\MassLynx\Dioxin.PRO\Result Files\7-190724A-ICAL_M23.qld

Last Altered: Thursday, July 25, 2019 09:29:35 Eastern Daylight Time


Printed: Friday, August 30, 2019 14:29:16 Eastern Daylight Time

Name: 7-190724A06, Date: 24-Jul-2019, Time: 19:26:19, ID: H7-19-CCV-CS5-0017, Description: 1613B-CS5-011, Vial: Tray1:7

Total-OCDD


7-190724A06 Smooth(SG,1x1)
1613B-CS5-011 H7-19-CCV-CS5-0017

F5:Voltage SIR,EI+
457.7377
1.586e+008



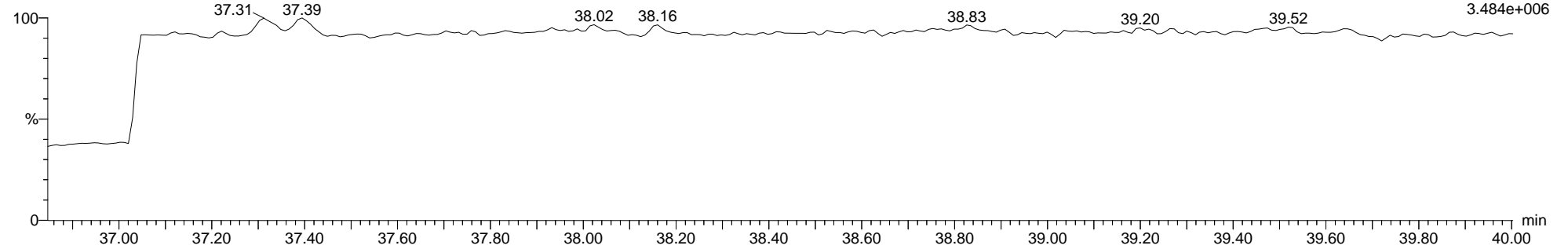
7-190724A06 Smooth(SG,1x1)
1613B-CS5-011 H7-19-CCV-CS5-0017

F5:Voltage SIR,EI+
459.7348
1.784e+008



7-190724A06 Smooth(SG,1x1)
1613B-CS5-011 H7-19-CCV-CS5-0017

F5:Voltage SIR,EI+
454.9728
3.484e+006



Quantify Sample Report MassLynx MassLynx V4.1 SCN 901

Dataset: C:\MassLynx\Dioxin.PRO\Result Files\7-190724A-ICAL_M23.qld

Last Altered: Thursday, July 25, 2019 09:29:35 Eastern Daylight Time


Printed: Friday, August 30, 2019 14:29:16 Eastern Daylight Time

Name: 7-190724A06, Date: 24-Jul-2019, Time: 19:26:19, ID: H7-19-CCV-CS5-0017, Description: 1613B-CS5-011, Vial: Tray1:7

13C-OCDD ES

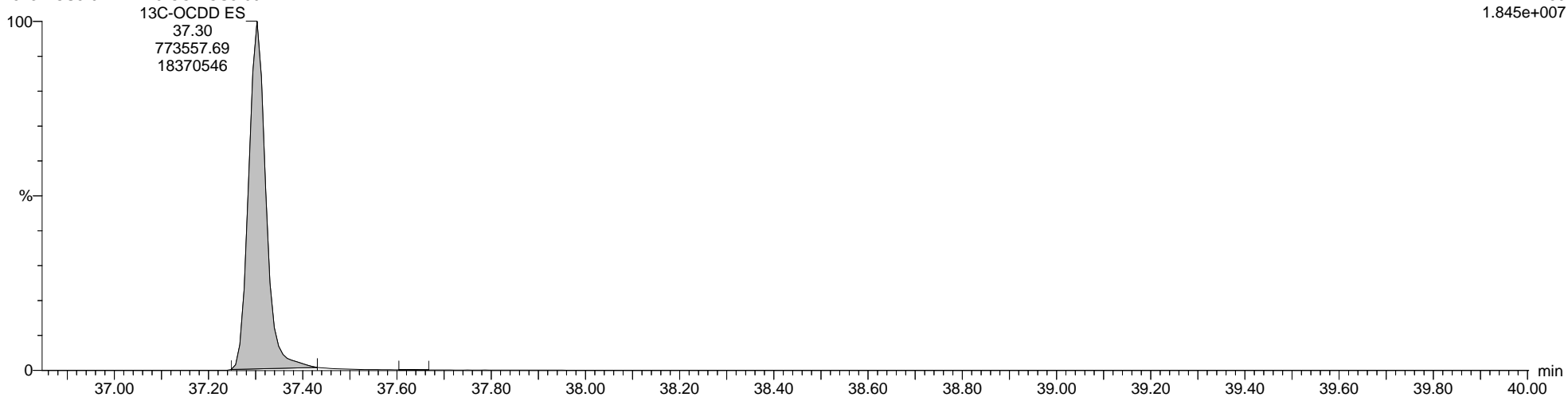
7-190724A06 Smooth(SG,1x1)
1613B-CS5-011 H7-19-CCV-CS5-0017

F5:Voltage SIR,EI+
469.7779
1.656e+007



7-190724A06 Smooth(SG,1x1)
1613B-CS5-011 H7-19-CCV-CS5-0017

F5:Voltage SIR,EI+
471.7750
1.845e+007



Quantify Sample Report MassLynx MassLynx V4.1 SCN 901

Dataset: C:\MassLynx\Dioxin.PRO\Result Files\7-190724A-ICAL_M23.qld

Last Altered: Thursday, July 25, 2019 09:29:35 Eastern Daylight Time

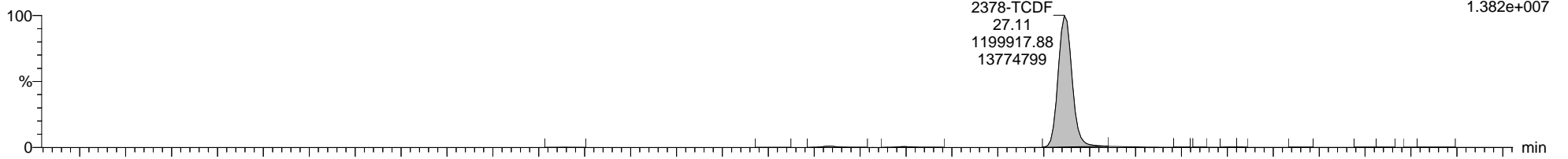
Printed: Friday, August 30, 2019 14:29:16 Eastern Daylight Time

Name: 7-190724A06, Date: 24-Jul-2019, Time: 19:26:19, ID: H7-19-CCV-CS5-0017, Description: 1613B-CS5-011, Vial: Tray1:7

Total-Tetrafurans

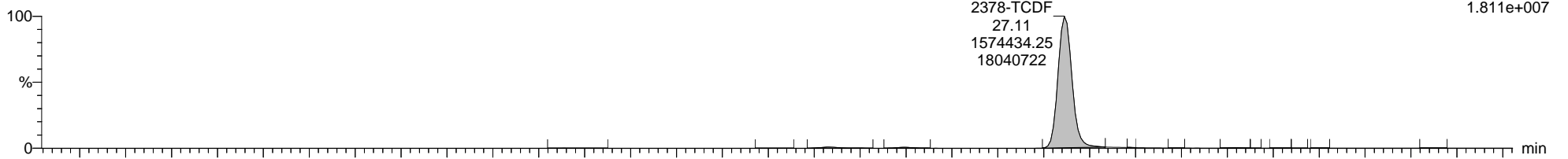
7-190724A06 Smooth(SG,1x1)
1613B-CS5-011 H7-19-CCV-CS5-0017

F1:Voltage SIR,EI+
303.9016
1.382e+007



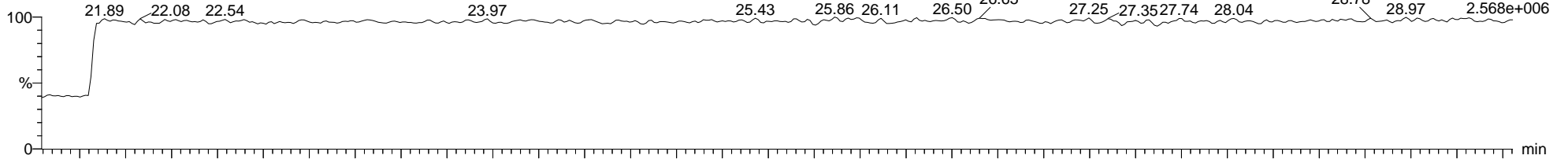
7-190724A06 Smooth(SG,1x1)
1613B-CS5-011 H7-19-CCV-CS5-0017

F1:Voltage SIR,EI+
305.8987
1.811e+007



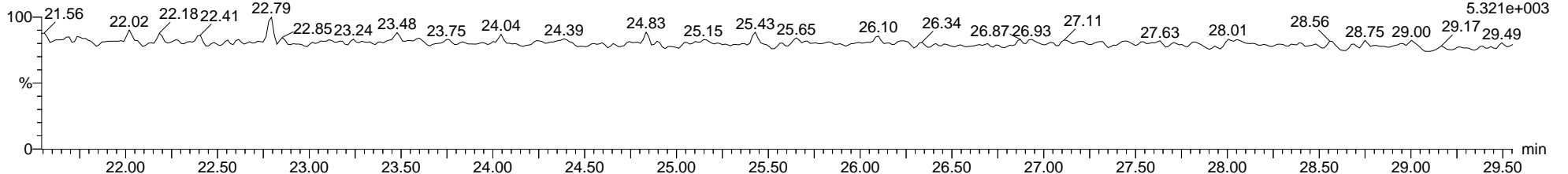
7-190724A06 Smooth(SG,1x1)
1613B-CS5-011 H7-19-CCV-CS5-0017

F1:Voltage SIR,EI+
316.9824
2.568e+006



7-190724A06 Smooth(SG,1x1)
1613B-CS5-011 H7-19-CCV-CS5-0017

F1:Voltage SIR,EI+
375.8364
5.321e+003



Dataset: C:\MassLynx\Dioxin.PRO\Result Files\7-190724A-ICAL_M23.qld

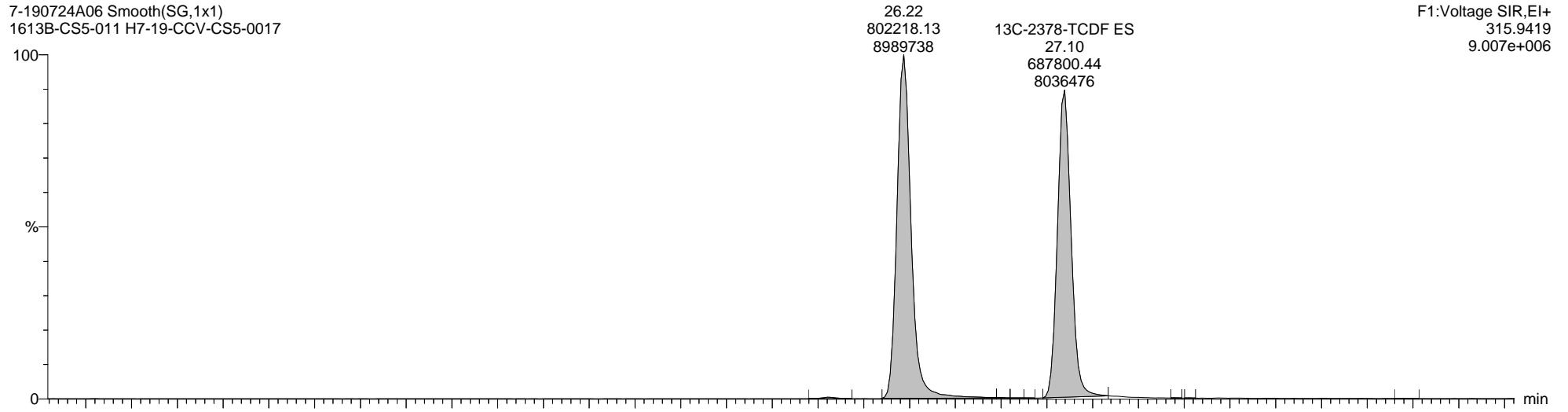
Last Altered: Thursday, July 25, 2019 09:29:35 Eastern Daylight Time

Printed: Friday, August 30, 2019 14:29:16 Eastern Daylight Time

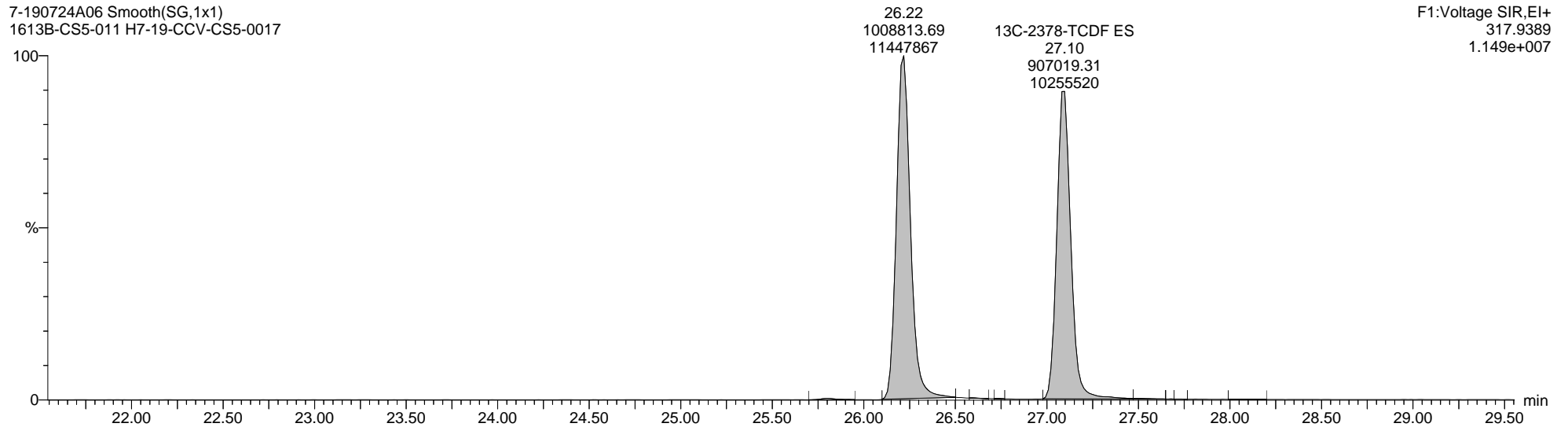
Name: 7-190724A06, Date: 24-Jul-2019, Time: 19:26:19, ID: H7-19-CCV-CS5-0017, Description: 1613B-CS5-011, Vial: Tray1:7

13C-2378-TCDF ES

7-190724A06 Smooth(SG,1x1)
1613B-CS5-011 H7-19-CCV-CS5-0017



7-190724A06 Smooth(SG,1x1)
1613B-CS5-011 H7-19-CCV-CS5-0017



Quantify Sample Report MassLynx MassLynx V4.1 SCN 901

Dataset: C:\MassLynx\Dioxin.PRO\Result Files\7-190724A-ICAL_M23.qld

Last Altered: Thursday, July 25, 2019 09:29:35 Eastern Daylight Time

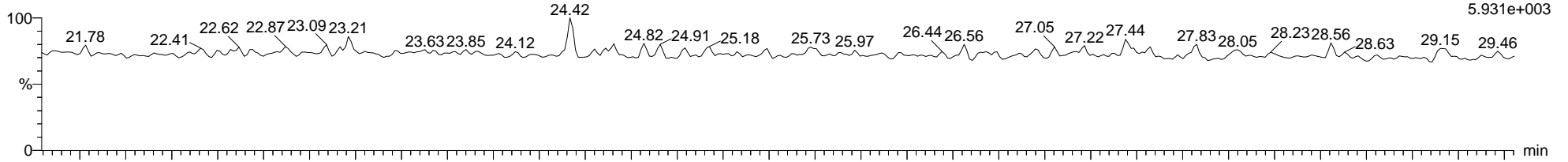
Printed: Friday, August 30, 2019 14:29:16 Eastern Daylight Time

Name: 7-190724A06, Date: 24-Jul-2019, Time: 19:26:19, ID: H7-19-CCV-CS5-0017, Description: 1613B-CS5-011, Vial: Tray1:7

Total-PeCDF-F1

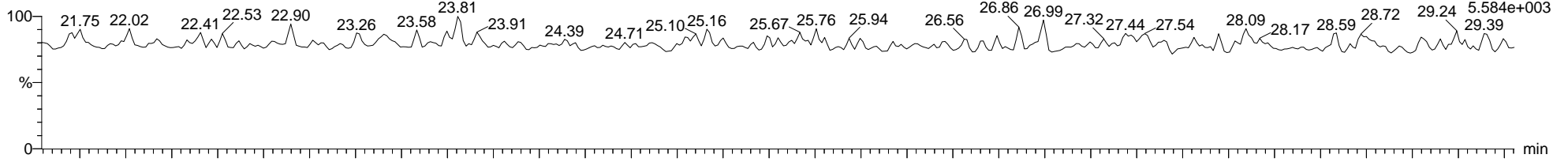
7-190724A06 Smooth(SG,1x1)
1613B-CS5-011 H7-19-CCV-CS5-0017

F1:Voltage SIR,EI+
339.8597
5.931e+003



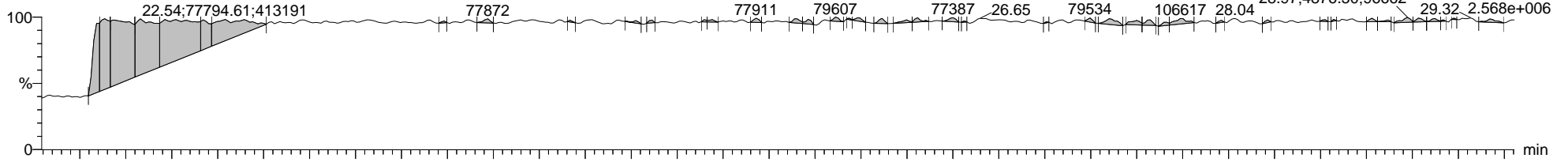
7-190724A06 Smooth(SG,1x1)
1613B-CS5-011 H7-19-CCV-CS5-0017

F1:Voltage SIR,EI+
341.8567
5.584e+003



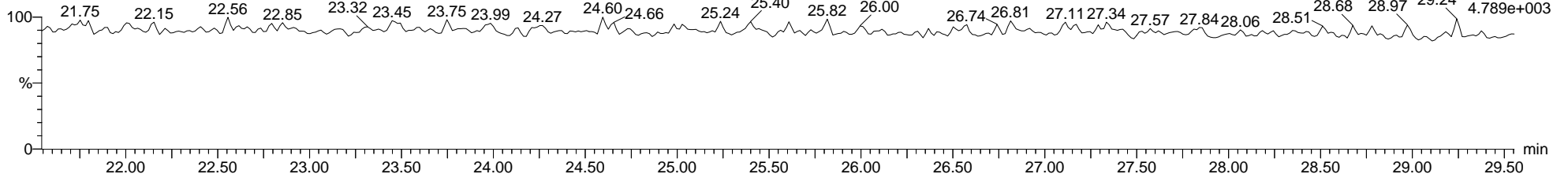
7-190724A06 Smooth(SG,1x1)
1613B-CS5-011 H7-19-CCV-CS5-0017

F1:Voltage SIR,EI+
316.9824
2.568e+006



7-190724A06 Smooth(SG,1x1)
1613B-CS5-011 H7-19-CCV-CS5-0017

F1:Voltage SIR,EI+
409.7974
4.789e+003



Quantify Sample Report MassLynx MassLynx V4.1 SCN 901

Dataset: C:\MassLynx\Dioxin.PRO\Result Files\7-190724A-ICAL_M23.qld

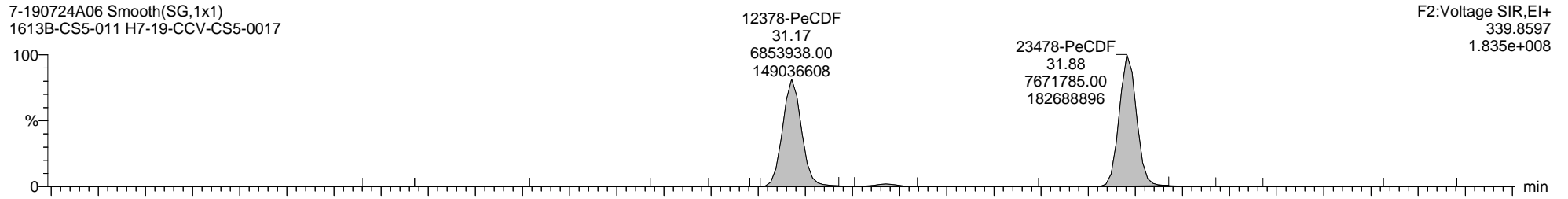
Last Altered: Thursday, July 25, 2019 09:29:35 Eastern Daylight Time

Printed: Friday, August 30, 2019 14:29:16 Eastern Daylight Time

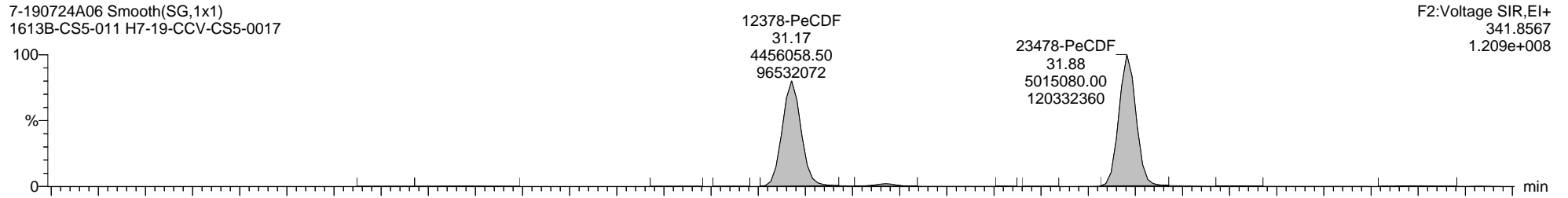
Name: 7-190724A06, Date: 24-Jul-2019, Time: 19:26:19, ID: H7-19-CCV-CS5-0017, Description: 1613B-CS5-011, Vial: Tray1:7

Total-Pentafurans

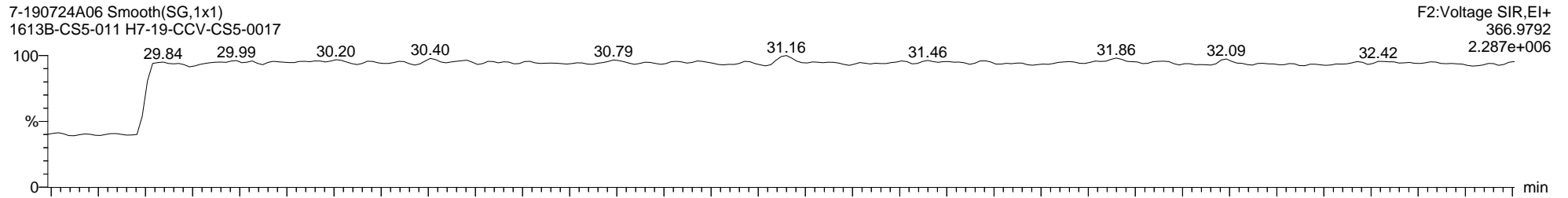
7-190724A06 Smooth(SG,1x1)
1613B-CS5-011 H7-19-CCV-CS5-0017



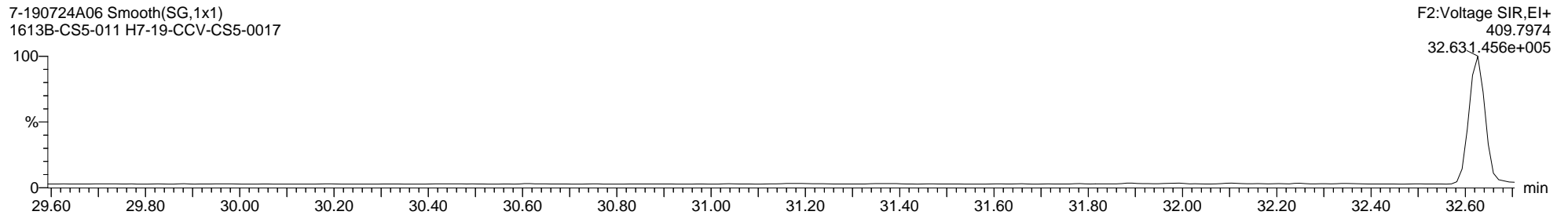
7-190724A06 Smooth(SG,1x1)
1613B-CS5-011 H7-19-CCV-CS5-0017



7-190724A06 Smooth(SG,1x1)
1613B-CS5-011 H7-19-CCV-CS5-0017



7-190724A06 Smooth(SG,1x1)
1613B-CS5-011 H7-19-CCV-CS5-0017



Dataset: C:\MassLynx\Dioxin.PRO\Result Files\7-190724A-ICAL_M23.qld

Last Altered: Thursday, July 25, 2019 09:29:35 Eastern Daylight Time

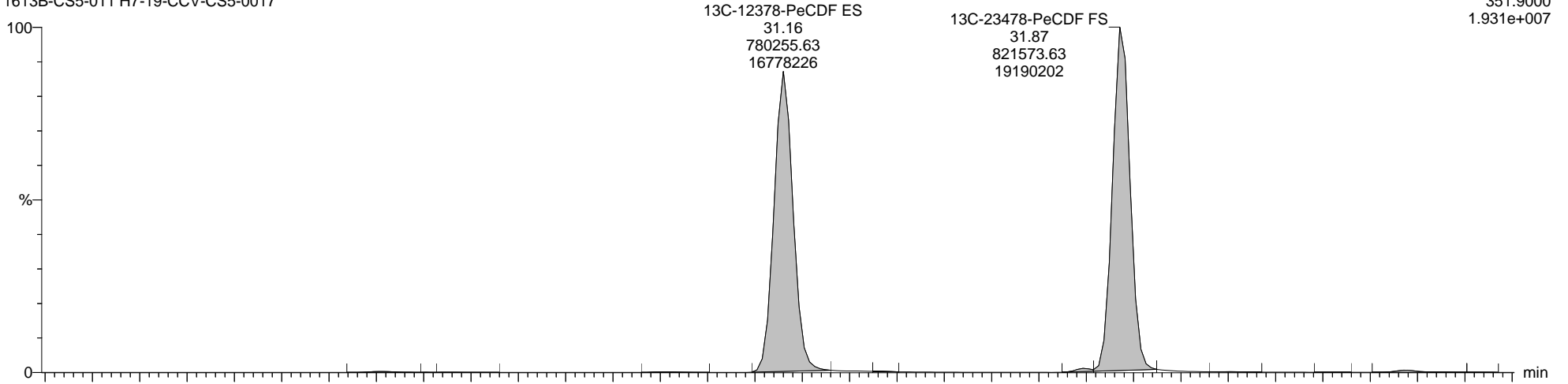
Printed: Friday, August 30, 2019 14:29:16 Eastern Daylight Time

Name: 7-190724A06, Date: 24-Jul-2019, Time: 19:26:19, ID: H7-19-CCV-CS5-0017, Description: 1613B-CS5-011, Vial: Tray1:7

13C-12378-PeCDF ES

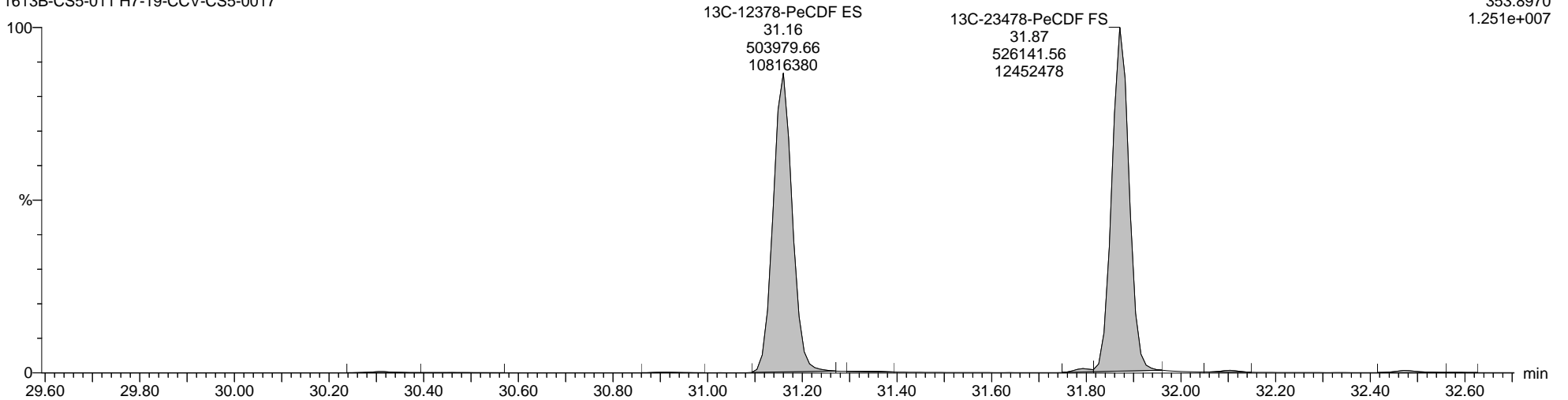
7-190724A06 Smooth(SG,1x1)
1613B-CS5-011 H7-19-CCV-CS5-0017

F2:Voltage SIR,EI+
351.9000
1.931e+007



7-190724A06 Smooth(SG,1x1)
1613B-CS5-011 H7-19-CCV-CS5-0017

F2:Voltage SIR,EI+
353.8970
1.251e+007



Quantify Sample Report MassLynx MassLynx V4.1 SCN 901

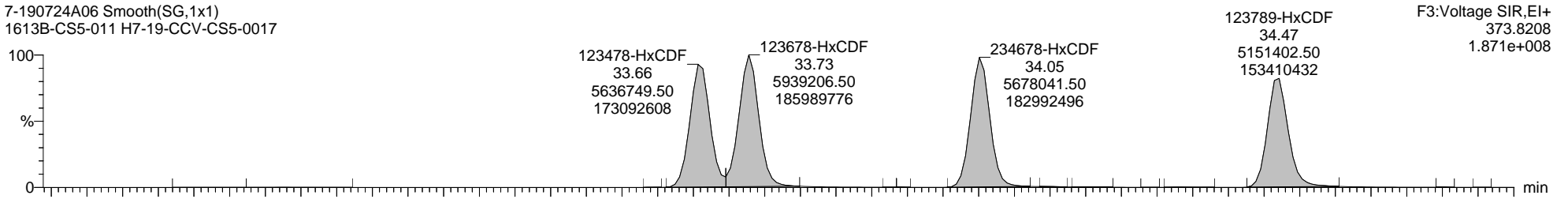
Dataset: C:\MassLynx\Dioxin.PRO\Result Files\7-190724A-ICAL_M23.qld

Last Altered: Thursday, July 25, 2019 09:29:35 Eastern Daylight Time
Printed: Friday, August 30, 2019 14:29:16 Eastern Daylight Time

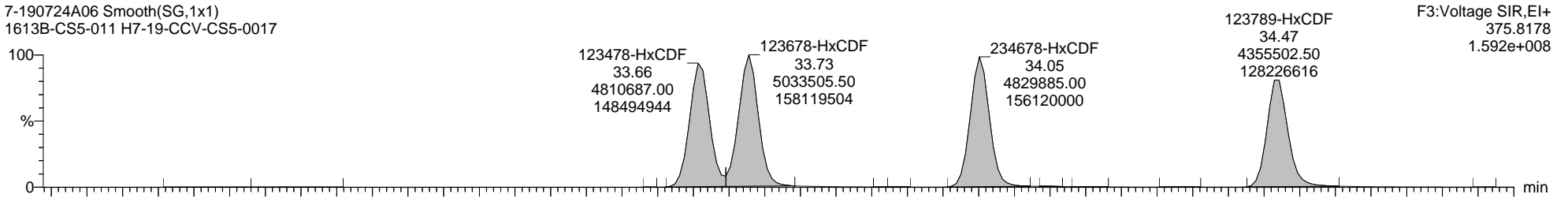
Name: 7-190724A06, Date: 24-Jul-2019, Time: 19:26:19, ID: H7-19-CCV-CS5-0017, Description: 1613B-CS5-011, Vial: Tray1:7

Total-Hexafurans

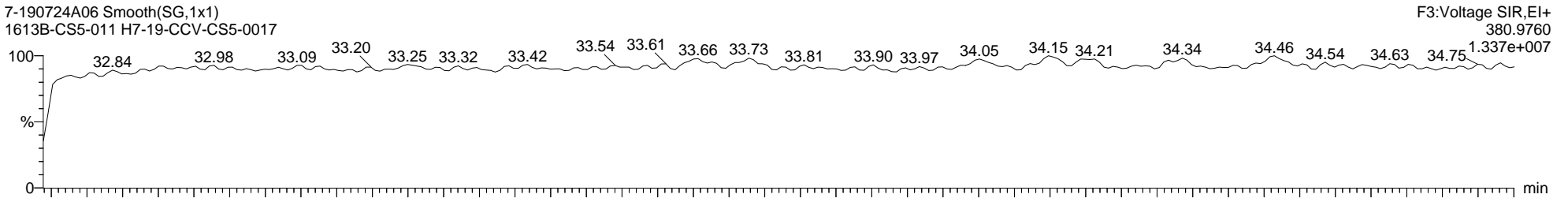
7-190724A06 Smooth(SG,1x1)
1613B-CS5-011 H7-19-CCV-CS5-0017



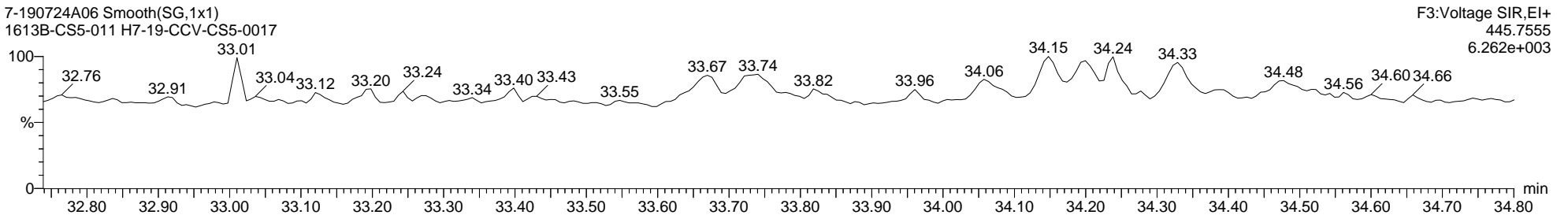
7-190724A06 Smooth(SG,1x1)
1613B-CS5-011 H7-19-CCV-CS5-0017



7-190724A06 Smooth(SG,1x1)
1613B-CS5-011 H7-19-CCV-CS5-0017



7-190724A06 Smooth(SG,1x1)
1613B-CS5-011 H7-19-CCV-CS5-0017



Dataset: C:\MassLynx\Dioxin.PRO\Result Files\7-190724A-ICAL_M23.qld

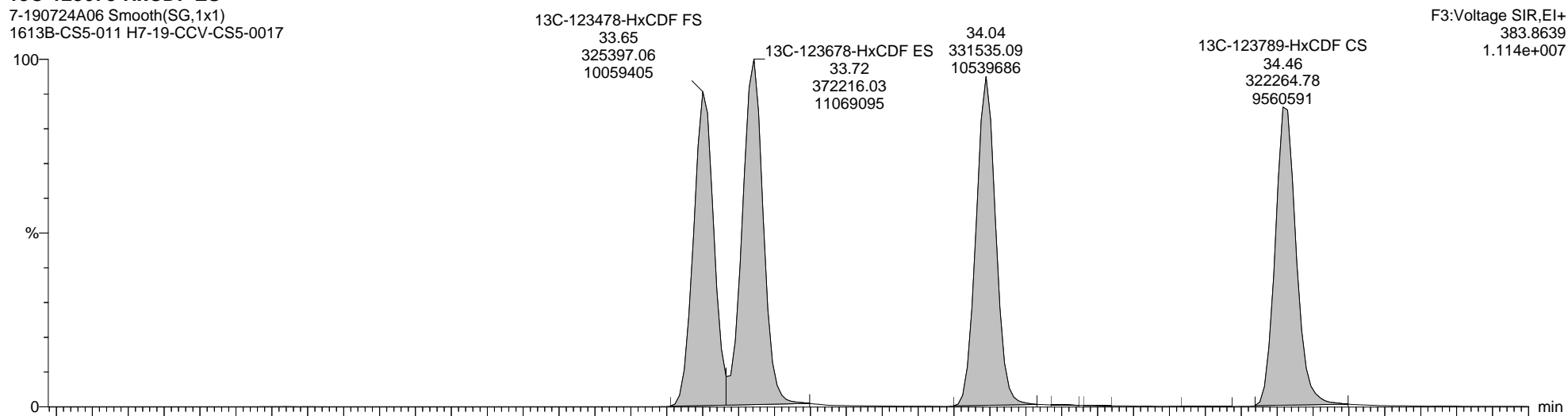
Last Altered: Thursday, July 25, 2019 09:29:35 Eastern Daylight Time

Printed: Friday, August 30, 2019 14:29:16 Eastern Daylight Time

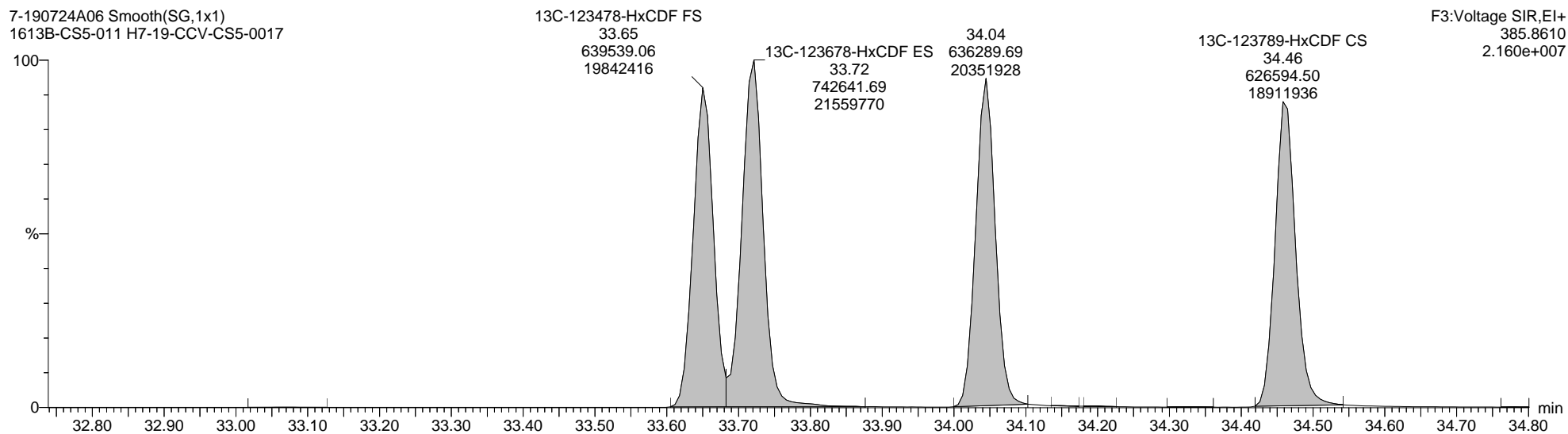
Name: 7-190724A06, Date: 24-Jul-2019, Time: 19:26:19, ID: H7-19-CCV-CS5-0017, Description: 1613B-CS5-011, Vial: Tray1:7

13C-123678-HxCDF ES

7-190724A06 Smooth(SG,1x1)
1613B-CS5-011 H7-19-CCV-CS5-0017



7-190724A06 Smooth(SG,1x1)
1613B-CS5-011 H7-19-CCV-CS5-0017



Quantify Sample Report MassLynx MassLynx V4.1 SCN 901

Dataset: C:\MassLynx\Dioxin.PRO\Result Files\7-190724A-ICAL_M23.qld


Last Altered: Thursday, July 25, 2019 09:29:35 Eastern Daylight Time
Printed: Friday, August 30, 2019 14:29:16 Eastern Daylight Time

Name: 7-190724A06, Date: 24-Jul-2019, Time: 19:26:19, ID: H7-19-CCV-CS5-0017, Description: 1613B-CS5-011, Vial: Tray1:7

Total-Heptafurans


7-190724A06 Smooth(SG,1x1)

1613B-CS5-011 H7-19-CCV-CS5-0017



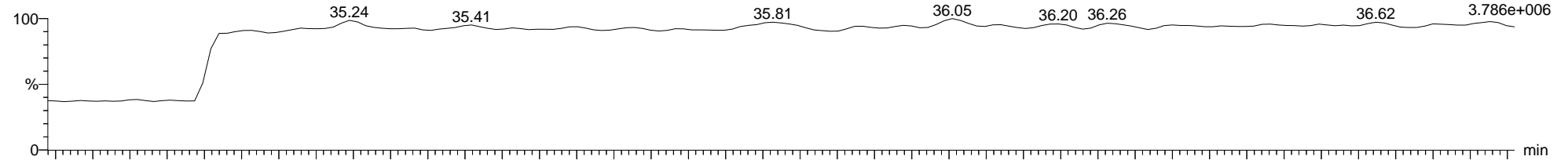
7-190724A06 Smooth(SG,1x1)

1613B-CS5-011 H7-19-CCV-CS5-0017



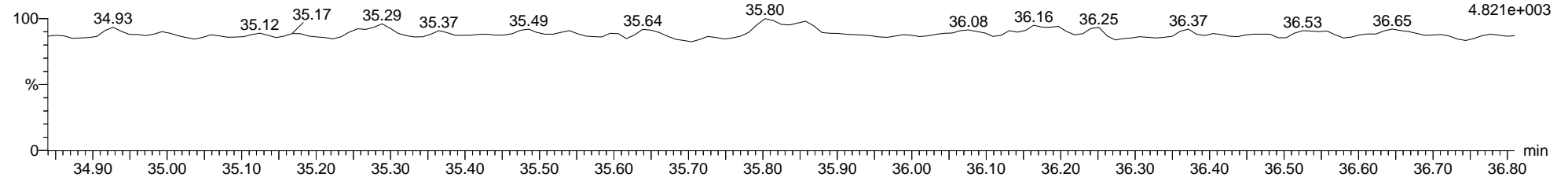
7-190724A06 Smooth(SG,1x1)

1613B-CS5-011 H7-19-CCV-CS5-0017



7-190724A06 Smooth(SG,1x1)

1613B-CS5-011 H7-19-CCV-CS5-0017



Quantify Sample Report MassLynx MassLynx V4.1 SCN 901

Dataset: C:\MassLynx\Dioxin.PRO\Result Files\7-190724A-ICAL_M23.qld

Last Altered: Thursday, July 25, 2019 09:29:35 Eastern Daylight Time

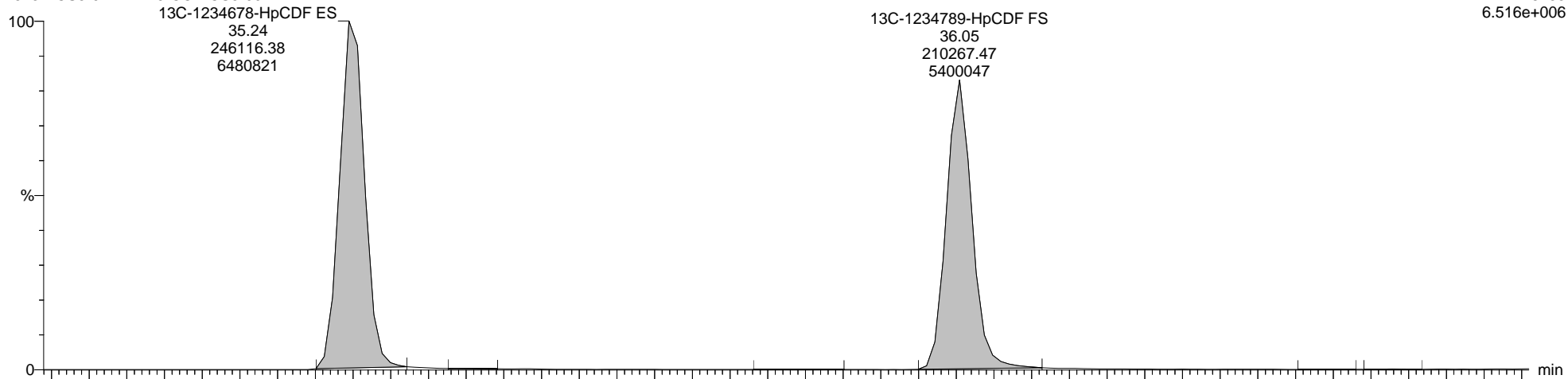
Printed: Friday, August 30, 2019 14:29:16 Eastern Daylight Time

Name: 7-190724A06, Date: 24-Jul-2019, Time: 19:26:19, ID: H7-19-CCV-CS5-0017, Description: 1613B-CS5-011, Vial: Tray1:7

13C-1234678-HpCDF ES

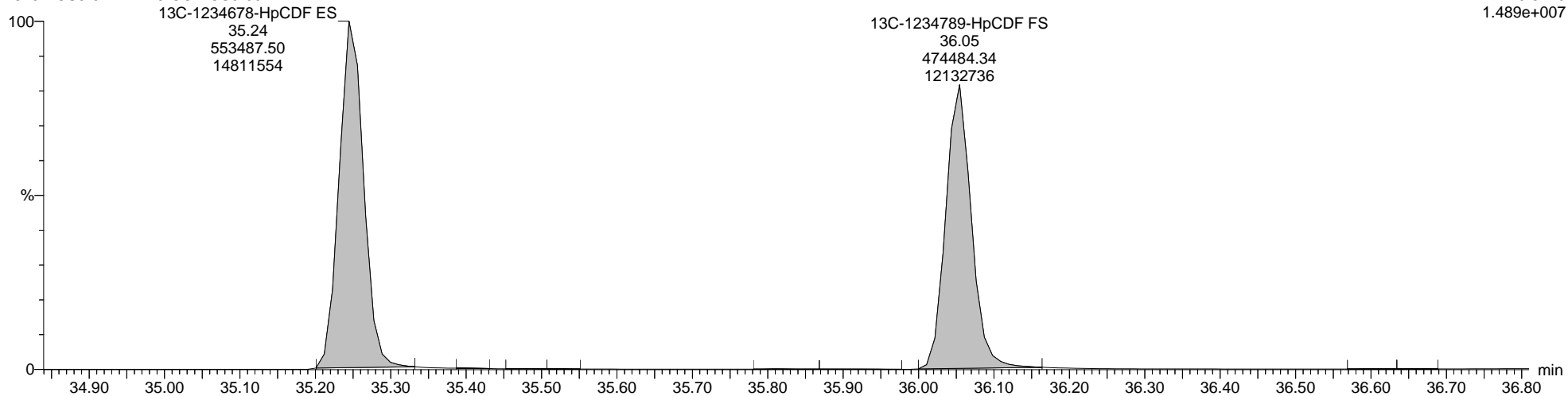
7-190724A06 Smooth(SG,1x1)
1613B-CS5-011 H7-19-CCV-CS5-0017

F4:Voltage SIR,EI+
417.8253
6.516e+006



7-190724A06 Smooth(SG,1x1)
1613B-CS5-011 H7-19-CCV-CS5-0017

F4:Voltage SIR,EI+
419.8220
1.489e+007



Quantify Sample Report MassLynx MassLynx V4.1 SCN 901

Dataset: C:\MassLynx\Dioxin.PRO\Result Files\7-190724A-ICAL_M23.qld

Last Altered: Thursday, July 25, 2019 09:29:35 Eastern Daylight Time

Printed: Friday, August 30, 2019 14:29:16 Eastern Daylight Time

Name: 7-190724A06, Date: 24-Jul-2019, Time: 19:26:19, ID: H7-19-CCV-CS5-0017, Description: 1613B-CS5-011, Vial: Tray1:7

Totals-OCDF

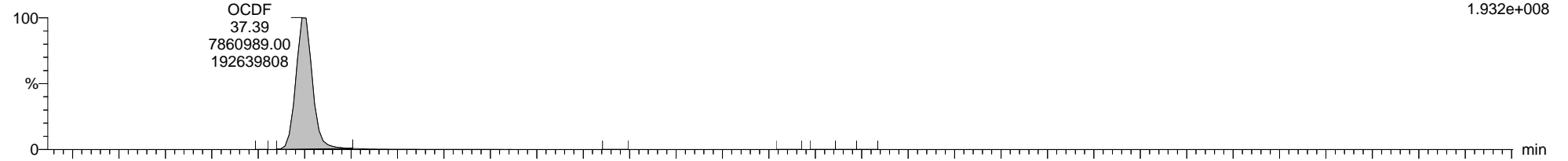
7-190724A06 Smooth(SG,1x1)

1613B-CS5-011 H7-19-CCV-CS5-0017

F5:Voltage SIR,EI+

441.7428

1.932e+008



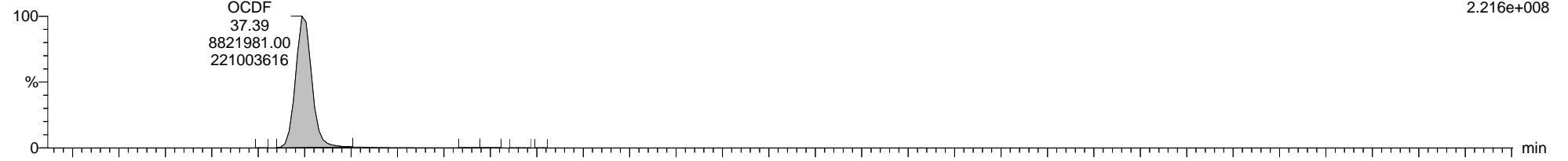
7-190724A06 Smooth(SG,1x1)

1613B-CS5-011 H7-19-CCV-CS5-0017

F5:Voltage SIR,EI+

443.7398

2.216e+008



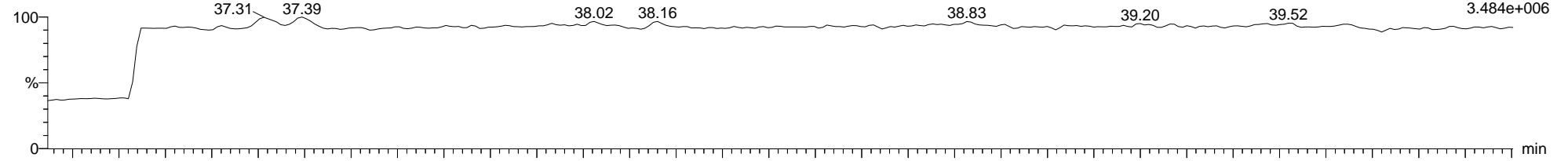
7-190724A06 Smooth(SG,1x1)

1613B-CS5-011 H7-19-CCV-CS5-0017

F5:Voltage SIR,EI+

454.9728

3.484e+006



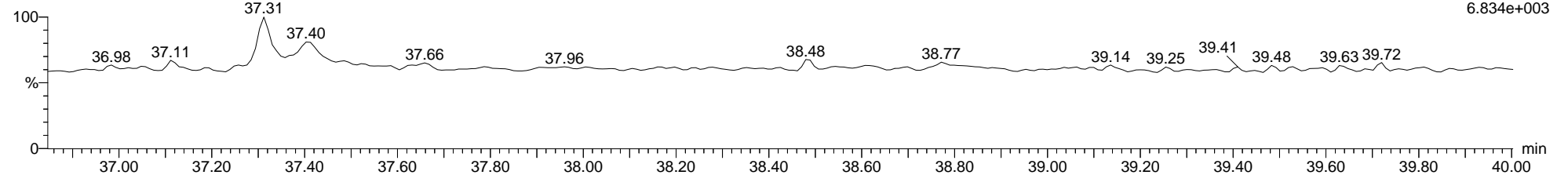
7-190724A06 Smooth(SG,1x1)

1613B-CS5-011 H7-19-CCV-CS5-0017

F5:Voltage SIR,EI+

513.6775

6.834e+003



Quantify Audit Report MassLynx MassLynx V4.1 SCN 901

Dataset: C:\MassLynx\Dioxin.PRO\Result Files\7-190724A-ICAL_M23.qld

Last Altered: Thursday, July 25, 2019 09:29:35 Eastern Daylight Time

Printed: Friday, August 30, 2019 14:29:16 Eastern Daylight Time

Date	Time	Event	Details	Comments
25-Jul-19	09:27:13	Process Extract		
25-Jul-19	09:27:13	Process Integrate		
25-Jul-19	09:27:13	Process Calibrate		
25-Jul-19	09:27:13	Process Quantify		
25-Jul-19	09:27:13	Dataset Created		
25-Jul-19	09:27:28	Pre modification peak	Sample:7-190724A03, Compound:TD, RT:28.050	
25-Jul-19	09:27:28	Peak modified	Sample:7-190724A03, Compound:TD, RT:28.050	TP190725MB
25-Jul-19	09:27:28	Pre modification peak	Sample:7-190724A03, Compound:TD, RT:28.050	
25-Jul-19	09:27:28	Peak modified	Sample:7-190724A03, Compound:TD, RT:28.050	TP190725MB
25-Jul-19	09:27:56	Pre modification peak	Sample:7-190724A03, Compound:TF, RT:27.127	
25-Jul-19	09:27:56	Peak modified	Sample:7-190724A03, Compound:TF, RT:27.127	TP190725MB
25-Jul-19	09:27:56	Pre modification peak	Sample:7-190724A03, Compound:TF, RT:27.127	
25-Jul-19	09:27:56	Peak modified	Sample:7-190724A03, Compound:TF, RT:27.127	TP190725MB
25-Jul-19	09:28:21	Pre modification peak	Sample:7-190724A02, Compound:TD, RT:28.080	
25-Jul-19	09:28:21	Peak modified	Sample:7-190724A02, Compound:TD, RT:28.080	TP190725MB
25-Jul-19	09:28:21	Peak deleted	Sample:7-190724A02, Compound:TD, RT:28.288	TP190725MB
25-Jul-19	09:28:21	Pre modification peak	Sample:7-190724A02, Compound:TD, RT:28.080	
25-Jul-19	09:28:21	Peak modified	Sample:7-190724A02, Compound:TD, RT:28.080	TP190725MB
25-Jul-19	09:28:43	Pre modification peak	Sample:7-190724A02, Compound:TF, RT:27.157	
25-Jul-19	09:28:43	Peak modified	Sample:7-190724A02, Compound:TF, RT:27.157	TP190725MB
25-Jul-19	09:28:43	Peak deleted	Sample:7-190724A02, Compound:TF, RT:27.410	TP190725MB
25-Jul-19	09:28:43	Pre modification peak	Sample:7-190724A02, Compound:TF, RT:27.157	
25-Jul-19	09:28:43	Peak modified	Sample:7-190724A02, Compound:TF, RT:27.157	TP190725MB
25-Jul-19	09:29:16	Pre modification peak	Sample:7-190724A01, Compound:TF, RT:27.127	
25-Jul-19	09:29:16	Peak modified	Sample:7-190724A01, Compound:TF, RT:27.127	TP190725MS
25-Jul-19	09:29:16	Pre modification peak	Sample:7-190724A01, Compound:TF, RT:27.052	
25-Jul-19	09:29:16	Peak modified	Sample:7-190724A01, Compound:TF, RT:27.052	TP190725MS
25-Jul-19	09:29:34	Pre modification peak	Sample:7-190724A01, Compound:HXD, RT:34.335	
25-Jul-19	09:29:34	Peak modified	Sample:7-190724A01, Compound:HXD, RT:34.335	TP190725MB
25-Jul-19	09:29:34	Pre modification peak	Sample:7-190724A01, Compound:HXD, RT:34.206	
25-Jul-19	09:29:34	Peak modified	Sample:7-190724A01, Compound:HXD, RT:34.206	TP190725MB
25-Jul-19	09:29:34	Pre modification peak	Sample:7-190724A01, Compound:HXD, RT:34.154	
25-Jul-19	09:29:34	Peak modified	Sample:7-190724A01, Compound:HXD, RT:34.154	TP190725MB
25-Jul-19	09:30:01	Dataset Saved	Saved to 'C:\MassLynx\Dioxin.PRO\Result Files\7-190724A-I...	
25-Jul-19	09:31:19	Calibration Saved	Saved to 'C:\MassLynx\Dioxin.PRO\CurveDB\7-190724A-CAL...	
25-Jul-19	09:31:43	Dataset Saved	Saved to 'C:\MassLynx\Dioxin.PRO\Result Files\7-190724A-I...	

Quantify Sample Summary Report **MassLynx MassLynx V4.1 SCN 901**

Dataset: C:\MassLynx\Dioxin.PRO\Result Files\7-190724A-ICAL_M23_QC.qld

Last Altered: Thursday, July 25, 2019 09:33:09 Eastern Daylight Time

Printed: Friday, August 30, 2019 14:30:49 Eastern Daylight Time

Method: C:\MassLynx\Dioxin.PRO\MethDB\Dioxin_M23A.mdb 24 Jul 2019 09:33:17
Calibration: C:\MassLynx\Dioxin.PRO\CurveDB\7-190724A-CAL5-M23.cdb 25 Jul 2019 09:29:35

Name: 7-190724A05, Date: 24-Jul-2019, Time: 18:44:14, ID: H7-19-CCV-LOD-0017, Description: 1613B-LOD-011, Vial: Tray1:6

	Target Analyte	#Hom	Total Area	Ion1 Area	Ion2 Area	Ra	Ra Fail=YES	RT	RRT	RT LCL	RT UCL	pg	%Rec	Mod.Comment	Noise 1	Noise 2
1	2378-TCDD		1264.013	569.179	695	0.82	NO	28.09	1.00	28.06	28.13	0.17639	70.6	TP190725MB	414	316
2	12378-PeCDD		1368.861	814.416	554	1.47	NO	32.13	1.00	32.09	32.16	0.27353	109.4		343	246
3	123478-HxCDD		1173.225	667.521	506	1.32	NO	34.17	1.00	34.13	34.20	0.23167	92.7	TP190725MB	484	748
4	123678-HxCDD		1270.918	728.736	542	1.34	NO	34.22	1.00	34.19	34.25	0.23017	92.1	TP190725MB	484	748
5	123789-HxCDD		1288.082	741.935	546	1.36	NO	34.34	1.00	34.31	34.38	0.24091	96.4		484	748
6	1234678-HpCDD		1064.265	524.011	540	0.97	NO	35.84	1.00	35.80	35.87	0.25856	103.4		183	201
7	OCDD		1893.062	869.615	1023	0.85	NO	37.33	1.00	37.30	37.36	0.52247	104.5		212	184
8	2378-TCDF		1826.944	934.619	892	1.05	YES	27.17	1.00	27.14	27.20	0.21123	84.5	TP190725MB	215	279
9	12378-PeCDF		1619.580	926.819	693	1.34	NO	31.20	1.00	31.17	31.24	0.23682	94.7	TP190725MB	204	399
10	23478-PeCDF		1768.240	1117.026	651	1.72	NO	31.90	1.16	31.87	31.94	0.23262	93.0	TP190725MB	204	399
11	123478-HxCDF		1414.922	731.462	683	1.07	NO	33.68	0.98	33.64	33.71	0.22252	89.0		600	724
12	123678-HxCDF		1630.155	881.482	749	1.18	NO	33.74	1.00	33.71	33.77	0.23833	95.3		600	724
13	234678-HxCDF		1338.555	725.747	613	1.18	NO	34.07	0.99	34.04	34.10	0.20916	83.7		600	724
14	123789-HxCDF		1208.020	621.030	587	1.06	NO	34.48	1.00	34.45	34.52	0.21593	86.4	TP190725MB	600	724
15	1234678-HpCDF		1251.964	841.372	411	2.05	NO	35.27	1.00	35.23	35.30	0.29198	116.8		348	232
16	1234789-HpCDF		934.831	632.667	302	2.09	NO	36.09	1.05	36.05	36.12	0.25797	103.2		348	232
17	OCDF		2111.009	996.693	1114	0.89	NO	37.41	1.00	37.38	37.45	0.50669	101.3		170	262
18	37Cl-2378-TCDD FS		1578.208	1578.208				28.09	1.00	28.06	28.13	0.21233	84.9		331	
19	13C-123478-HxCDD FS		472721.016	266022.000	206699	1.29	NO	34.15	0.99	34.12	34.19	88.12965	88.1		3900	2439
20	13C-23478-PeCDF FS		809297.563	494214.000	315084	1.57	NO	31.90	1.16	31.87	31.94	96.84527	96.8		714	1240
21	13C-123478-HxCDF FS		575099.672	193690.797	381409	0.51	NO	33.67	0.98	33.64	33.70	95.60303	95.6		1539	4047
22	13C-1234789-HpCDF FS		400055.679	124940.023	275116	0.45	NO	36.08	1.05	36.04	36.11	99.89431	99.9		1542	2812
23	13C-2378-TCDD ES		644163.563	280765.813	363398	0.77	NO	28.08	1.02	28.05	28.11	95.38961	95.4		1425	1124
24	13C-12378-PeCDD ES		556640.890	339167.031	217474	1.56	NO	32.12	1.17	32.08	32.15	100.52920	100.5		1449	865
25	13C-123678-HxCDD ES		596286.188	338058.313	258228	1.31	NO	34.21	1.00	34.17	34.24	105.14430	105.1		3900	2439
26	13C-1234678-HpCDD ES		444353.781	226842.484	217511	1.04	NO	35.82	1.04	35.79	35.86	101.80556	101.8		1615	1603
27	13C-OCDD ES		759015.813	363115.719	395900	0.92	NO	37.32	1.09	37.29	37.35	194.32455	97.2		1127	1423
28	13C-2378-TCDF ES		1016280.3...	443939.625	572341	0.78	NO	27.16	0.99	27.12	27.19	95.15792	95.2		1888	1391
29	13C-12378-PeCDF ES		799487.531	486597.500	312890	1.56	NO	31.19	1.14	31.16	31.23	101.27000	101.3		714	1240
30	13C-123678-HxCDF ES		695218.656	230825.625	464393	0.50	NO	33.73	0.98	33.70	33.77	101.75232	101.8		1539	4047
31	13C-1234678-HpCDF ES		489775.157	150695.719	339079	0.44	NO	35.27	1.03	35.23	35.30	100.68892	100.7		1542	2812
32	13C-123789-HxCDF CS		556938.563	188732.063	368207	0.51	NO	34.48	1.00	34.45	34.52	98.57858	98.6		1539	4047
33	13C-1234-TCDD IS		742462.437	326096.656	416366	0.78	NO	27.39	0.00	27.36	27.43	64.08768	64.1		1425	1124
34	13C-123789-HxCDD IS		518139.282	299524.594	218615	1.37	NO	34.34	0.00	34.30	34.37	65.55616	65.6		3900	2439

Quantify Sample Summary Report MassLynx MassLynx V4.1 SCN 901

Dataset: C:\MassLynx\Dioxin.PRO\Result Files\7-190724A-ICAL_M23_QC.qld

Last Altered: Thursday, July 25, 2019 09:33:09 Eastern Daylight Time

Printed: Friday, August 30, 2019 14:30:49 Eastern Daylight Time

Name: 7-190724A05, Date: 24-Jul-2019, Time: 18:44:14, ID: H7-19-CCV-LOD-0017, Description: 1613B-LOD-011, Vial: Tray1:6

	Target Analyte	#Hom	Total Area	Ion1 Area	Ion2 Area	Ra	Ra Fail=YES	RT	RRT	RT LCL	RT UCL	pg	%Rec	Mod.Comment	Noise 1	Noise 2
35	Total-Tetradoxins	1		569.179								0.17639			414	
36	Total-Pentadoxins	1		814.416								0.27353			343	
37	Total-Hexadoxins	3		2138.192								0.70274			484	
38	Total-Heptadoxins	1		524.011								0.25856			183	
39	Total-OCDD	1		869.615								0.52247			212	
40	Total-Tetrafurans			0.000								0.00000			215	
41	Total-PeCDF-F1			0.000											313	
42	Total-Pentafurans	2		2043.845								0.46944			204	
43	Total-Hexafurans	4		2959.721								0.88594			600	
44	Total-Heptafurans	2		1474.039								0.54995			348	
45	Totals-OCDF	1		996.693								0.50669			170	
46	Totals-37Cl-2378-TCDD	1		1578.208								0.21233			331	

Quantify Sample Summary Report **MassLynx MassLynx V4.1 SCN 901**

Dataset: C:\MassLynx\Dioxin.PRO\Result Files\7-190724A-ICAL_M23_QC.qld

Last Altered: Thursday, July 25, 2019 09:33:09 Eastern Daylight Time

Printed: Friday, August 30, 2019 14:30:49 Eastern Daylight Time

Name: 7-190724A08, Date: 24-Jul-2019, Time: 20:50:29, ID: H7-19-CCV-RS1-0017, Description: 1613B-RS1-011, Vial: Tray1:9

	Target Analyte	#Hom	Total Area	Ion1 Area	Ion2 Area	Ra	Ra Fail=YES	RT	RRT	RT LCL	RT UCL	pg	%Rec	Mod.Comment	Noise 1	Noise 2
1	2378-TCDD		82591.871	36222.180	46370	0.78	NO	28.09	1.00	28.06	28.13	10.39083	103.9		490	416
2	12378-PeCDD		304247.531	190491.031	113757	1.67	NO	32.13	1.00	32.09	32.16	54.94693	109.9		1112	361
3	123478-HxCDD		262199.227	144589.188	117610	1.23	NO	34.16	0.99	34.13	34.19	48.16135	96.3		1874	1800
4	123678-HxCDD		290624.438	160959.922	129665	1.24	NO	34.21	1.00	34.18	34.25	48.96013	97.9		1874	1800
5	123789-HxCDD		298252.172	162188.891	136063	1.19	NO	34.34	1.00	34.31	34.38	51.88881	103.8		1874	1800
6	1234678-HpCDD		227005.382	114988.023	112017	1.03	NO	35.82	1.00	35.79	35.86	49.79889	99.6		799	940
7	OCDD		385985.844	181150.188	204836	0.88	NO	37.32	1.00	37.29	37.35	97.98487	98.0		1155	958
8	2378-TCDF		93784.035	40383.453	53401	0.76	NO	27.17	1.00	27.14	27.20	9.74311	97.4		391	570
9	12378-PeCDF		390723.172	240133.813	150589	1.59	NO	31.19	1.00	31.16	31.23	53.28144	106.6		934	1276
10	23478-PeCDF		383608.953	230478.078	153131	1.51	NO	31.90	1.16	31.87	31.94	47.06513	94.1		934	1276
11	123478-HxCDF		343475.469	184804.156	158671	1.16	NO	33.67	0.98	33.64	33.70	50.52285	101.0		1945	2266
12	123678-HxCDF		386397.047	209321.781	177075	1.18	NO	33.74	1.00	33.71	33.77	52.83583	105.7		1945	2266
13	234678-HxCDF		347627.641	188183.422	159444	1.18	NO	34.06	0.99	34.03	34.10	50.80610	101.6		1945	2266
14	123789-HxCDF		320034.282	174071.063	145963	1.19	NO	34.48	1.00	34.45	34.52	53.50463	107.0		1945	2266
15	1234678-HpCDF		234452.078	151677.344	82775	1.83	NO	35.27	1.00	35.23	35.30	49.39114	98.8		1044	712
16	1234789-HpCDF		206415.047	134578.625	71836	1.87	NO	36.08	1.05	36.04	36.11	51.45379	102.9		1044	712
17	OCDF		470710.609	218963.484	251747	0.87	NO	37.41	1.00	37.38	37.45	103.92058	103.9		591	1224
18	37Cl-2378-TCDD FS		83545.727	83545.727				28.09	1.00	28.06	28.13	10.13324	101.3		478	
19	13C-123478-HxCDD FS		554879.297	308385.781	246494	1.25	NO	34.15	0.99	34.12	34.19	96.22764	96.2		1910	2202
20	13C-23478-PeCDF FS		888900.719	539780.500	349120	1.55	NO	31.89	1.16	31.86	31.93	99.20166	99.2		2014	1277
21	13C-123478-HxCDF FS		652812.047	220319.297	432493	0.51	NO	33.66	0.98	33.63	33.70	101.50097	101.5		2902	2007
22	13C-1234789-HpCDF FS		442752.734	136867.078	305886	0.45	NO	36.08	1.05	36.04	36.11	99.86633	99.9		1574	3488
23	13C-2378-TCDD ES		714525.156	312085.031	402440	0.78	NO	28.06	1.02	28.03	28.10	99.20140	99.2		1277	990
24	13C-12378-PeCDD ES		615886.875	377644.156	238243	1.59	NO	32.12	1.17	32.08	32.15	104.28297	104.3		1113	533
25	13C-123678-HxCDD ES		641018.563	354340.063	286679	1.24	NO	34.21	1.00	34.17	34.24	96.86923	96.9		1910	2202
26	13C-1234678-HpCDD ES		492108.078	252029.469	240079	1.05	NO	35.82	1.04	35.79	35.86	96.62452	96.6		949	1006
27	13C-OCDD ES		825197.688	395439.813	429758	0.92	NO	37.32	1.09	37.29	37.35	181.05857	90.5		1739	1360
28	13C-2378-TCDF ES		1131053.9...	493790.844	637263	0.77	NO	27.14	0.99	27.11	27.18	99.29104	99.3		2031	2525
29	13C-12378-PeCDF ES		857267.187	520809.531	336458	1.55	NO	31.18	1.14	31.15	31.22	101.80771	101.8		2014	1277
30	13C-123678-HxCDF ES		743306.501	251422.938	491884	0.51	NO	33.73	0.98	33.69	33.76	93.23417	93.2		2902	2007
31	13C-1234678-HpCDF ES		542199.657	169676.438	372523	0.46	NO	35.27	1.03	35.23	35.30	95.52750	95.5		1574	3488
32	13C-123789-HxCDF CS		608391.313	202375.250	406016	0.50	NO	34.48	1.00	34.44	34.51	92.28742	92.3		2902	2007
33	13C-1234-TCDD IS		791916.032	348548.813	443367	0.79	NO	27.39	0.00	27.36	27.43	68.35640	68.4		1277	990
34	13C-123789-HxCDD IS		604591.844	334909.844	269682	1.24	NO	34.34	0.00	34.30	34.37	76.49434	76.5		1910	2202
35	Total-Tetradoxins	1		36222.180								10.39083			490	
36	Total-Pentadoxins	1		190491.031								54.94693			1112	
37	Total-Hexadoxins	3		467738.001								149.01029			1874	

Quantify Sample Summary Report MassLynx MassLynx V4.1 SCN 901

Dataset: C:\MassLynx\Dioxin.PRO\Result Files\7-190724A-ICAL_M23_QC.qld

Last Altered: Thursday, July 25, 2019 09:33:09 Eastern Daylight Time

Printed: Friday, August 30, 2019 14:30:49 Eastern Daylight Time

Name: 7-190724A08, Date: 24-Jul-2019, Time: 20:50:29, ID: H7-19-CCV-RS1-0017, Description: 1613B-RS1-011, Vial: Tray1:9

	Target Analyte	#Hom	Total Area	Ion1 Area	Ion2 Area	Ra	Ra Fail=YES	RT	RRT	RT LCL	RT UCL	pg	%Rec	Mod.Comment	Noise 1	Noise 2
38	Total-Heptadioxins	1		114988.023								49.79889			799	
39	Total-OCDD	1		181150.188								97.98487			1155	
40	Total-Tetrafurans	2		40541.961								9.78142			391	
41	Total-PeCDF-F1			0.000											481	
42	Total-Pentafurans	3		471020.457								100.43744			934	
43	Total-Hexafurans	6		757113.852								207.86248			1945	
44	Total-Heptafurans	3		286625.765								100.97384			1044	
45	Totals-OCDF	1		218963.484								103.92058			591	
46	Totals-37Cl-2378-TCDD	2		83827.840								10.16746			478	

Quantify Sample Summary Report **MassLynx MassLynx V4.1 SCN 901**

Dataset: C:\MassLynx\Dioxin.PRO\Result Files\7-190724A-ICAL_M23_QC.qld

Last Altered: Thursday, July 25, 2019 09:33:09 Eastern Daylight Time

Printed: Friday, August 30, 2019 14:30:49 Eastern Daylight Time

Name: 7-190724A09, Date: 24-Jul-2019, Time: 21:32:42, ID: H7-19-CCV-0487, Description: 1613B-CS3+PERF-011D, Vial: Tray1:1

	Target Analyte	#Hom	Total Area	Ion1 Area	Ion2 Area	Ra	Ra Fail=YES	RT	RRT	RT LCL	RT UCL	pg	%Rec	Mod.Comment	Noise 1	Noise 2
1	2378-TCDD		98720.660	42701.984	56019	0.76	NO	28.08	1.00	28.05	28.11	11.64193	116.4		594	548
2	12378-PeCDD		297084.789	185054.844	112030	1.65	NO	32.13	1.00	32.09	32.16	50.41027	100.8		472	529
3	123478-HxCDD		278054.703	153488.750	124566	1.23	NO	34.16	1.00	34.13	34.19	50.50095	101.0		3031	2817
4	123678-HxCDD		305879.453	165362.844	140517	1.18	NO	34.21	1.00	34.18	34.25	50.95218	101.9		3031	2817
5	123789-HxCDD		293753.766	157227.844	136526	1.15	NO	34.34	1.00	34.30	34.37	50.53306	101.1		3031	2817
6	1234678-HpCDD		240087.195	120001.609	120086	1.00	NO	35.82	1.00	35.79	35.86	51.59082	103.2		1568	3239
7	OCDD		402328.047	188074.250	214254	0.88	NO	37.32	1.00	37.29	37.35	98.86283	98.9		1097	986
8	2378-TCDF		124884.895	53905.676	70979	0.76	NO	27.16	1.00	27.12	27.19	12.01424	120.1		870	1153
9	12378-PeCDF		403661.625	242745.203	160916	1.51	NO	31.19	1.00	31.16	31.23	49.54354	99.1		1343	1665
10	23478-PeCDF		441386.329	266404.313	174982	1.52	NO	31.90	1.17	31.87	31.94	48.74075	97.5		1343	1665
11	123478-HxCDF		363429.844	196374.031	167056	1.18	NO	33.67	0.98	33.64	33.70	49.97280	99.9		4430	2629
12	123678-HxCDF		393256.047	212158.438	181098	1.17	NO	33.74	1.00	33.71	33.77	50.26795	100.5		4430	2629
13	234678-HxCDF		365492.922	196184.219	169309	1.16	NO	34.06	0.99	34.03	34.10	49.93459	99.9		4430	2629
14	123789-HxCDF		317752.281	169870.828	147881	1.15	NO	34.48	1.00	34.45	34.52	49.65975	99.3		4430	2629
15	1234678-HpCDF		241651.219	157189.313	84462	1.86	NO	35.27	1.00	35.23	35.30	49.60726	99.2		1277	1561
16	1234789-HpCDF		202172.226	130747.367	71425	1.83	NO	36.08	1.05	36.04	36.11	49.10875	98.2		1277	1561
17	OCDF		461210.359	214317.500	246893	0.87	NO	37.41	1.00	37.38	37.45	98.56250	98.6		827	943
18	37Cl-2378-TCDD FS		93090.023	93090.023				28.08	1.00	28.05	28.11	10.58355	105.8		588	
19	13C-123478-HxCDD FS		590762.515	330252.156	260510	1.27	NO	34.15	0.99	34.12	34.19	101.30160	101.3		3704	2953
20	13C-23478-PeCDF FS		961144.719	580445.375	380699	1.52	NO	31.89	1.16	31.86	31.93	96.54221	96.5		1703	1680
21	13C-123478-HxCDF FS		668615.172	227409.859	441205	0.52	NO	33.66	0.98	33.63	33.70	97.18053	97.2		3127	4359
22	13C-1234789-HpCDF FS		441263.954	138218.391	303046	0.46	NO	36.07	1.05	36.03	36.10	96.98792	97.0		1402	2951
23	13C-2378-TCDD ES		762277.937	341416.531	420861	0.81	NO	28.06	1.02	28.03	28.10	97.24731	97.2		1192	843
24	13C-12378-PeCDD ES		655509.016	404390.000	251119	1.61	NO	32.10	1.17	32.07	32.14	101.98942	102.0		573	1300
25	13C-123678-HxCDD ES		648288.844	367466.188	280823	1.31	NO	34.21	1.00	34.17	34.24	98.70194	98.7		3704	2953
26	13C-1234678-HpCDD ES		502389.516	252799.219	249590	1.01	NO	35.82	1.04	35.79	35.86	99.38236	99.4		2104	1808
27	13C-OCDD ES		852497.094	403068.281	449429	0.90	NO	37.31	1.09	37.28	37.35	188.44990	94.2		1326	1160
28	13C-2378-TCDF ES		1221421.4...	528454.063	692967	0.76	NO	27.14	0.99	27.11	27.18	98.52723	98.5		1984	1819
29	13C-12378-PeCDF ES		952474.626	579634.938	372840	1.55	NO	31.18	1.14	31.15	31.22	103.93979	103.9		1703	1680
30	13C-123678-HxCDF ES		795146.063	278326.313	516820	0.54	NO	33.73	0.98	33.69	33.76	100.48378	100.5		3127	4359
31	13C-1234678-HpCDF ES		556413.813	173074.500	383339	0.45	NO	35.27	1.03	35.23	35.30	98.76634	98.8		1402	2951
32	13C-123789-HxCDF CS		649247.250	218608.719	430639	0.51	NO	34.48	1.00	34.44	34.51	99.22281	99.2		3127	4359
33	13C-1234-TCDD IS		861817.188	379304.750	482512	0.79	NO	27.38	0.00	27.35	27.41	74.39011	74.4		1192	843
34	13C-123789-HxCDD IS		600095.500	342811.906	257284	1.33	NO	34.33	0.00	34.30	34.36	75.92545	75.9		3704	2953
35	Total-Tetradoxins	6		192289.357								52.18753			594	
36	Total-Pentadoxins	3		583799.063								159.57810			472	
37	Total-Hexadoxins	5		647440.706								205.62548			3931	

Quantify Sample Summary Report MassLynx MassLynx V4.1 SCN 901

Dataset: C:\MassLynx\Dioxin.PRO\Result Files\7-190724A-ICAL_M23_QC.qld

Last Altered: Thursday, July 25, 2019 09:33:09 Eastern Daylight Time

Printed: Friday, August 30, 2019 14:30:49 Eastern Daylight Time

Name: 7-190724A09, Date: 24-Jul-2019, Time: 21:32:42, ID: H7-19-CCV-0487, Description: 1613B-CS3+PERF-011D, Vial: Tray1:1

	Target Analyte	#Hom	Total Area	Ion1 Area	Ion2 Area	Ra	Ra Fail=YES	RT	RRT	RT LCL	RT UCL	pg	%Rec	Mod.Comment	Noise 1	Noise 2
38	Total-Heptadioxins	2		236565.789								100.52700			1568	
39	Total-OCDD	1		188074.250								98.86283			1097	
40	Total-Tetrafurans	9		244155.912								54.78460			870	
41	Total-PeCDF-F1	1		357966.656								61.65078			294	
42	Total-Pentafurans	4		754668.486								145.47944			1343	
43	Total-Hexafurans	5		855241.774								220.69056			4430	
44	Total-Heptafurans	3		288417.579								98.88093			1277	
45	Totals-OCDF	1		214317.500								98.56250			827	
46	Totals-37Cl-2378-TCDD	7		94535.982								10.74795			588	

Quantify Sample Report MassLynx MassLynx V4.1 SCN 901

Dataset: C:\MassLynx\Dioxin.PRO\Result Files\7-190724A-ICAL_M23_QC.qld

Last Altered: Thursday, July 25, 2019 09:33:09 Eastern Daylight Time

Printed: Friday, August 30, 2019 14:30:49 Eastern Daylight Time

Method: C:\MassLynx\Dioxin.PRO\MethDB\Dioxin_M23A.mdb 24 Jul 2019 09:33:17

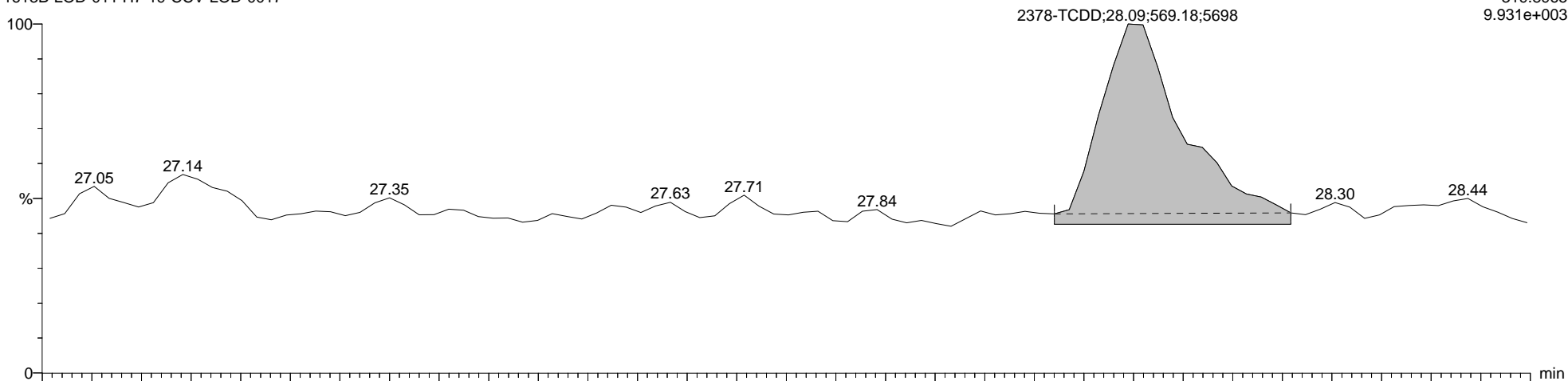
Calibration: C:\MassLynx\Dioxin.PRO\CurveDB\7-190724A-CAL5-M23.cdb 25 Jul 2019 09:29:35

Name: 7-190724A05, Date: 24-Jul-2019, Time: 18:44:14, ID: H7-19-CCV-LOD-0017, Description: 1613B-LOD-011, Vial: Tray1:6

2378-TCDD

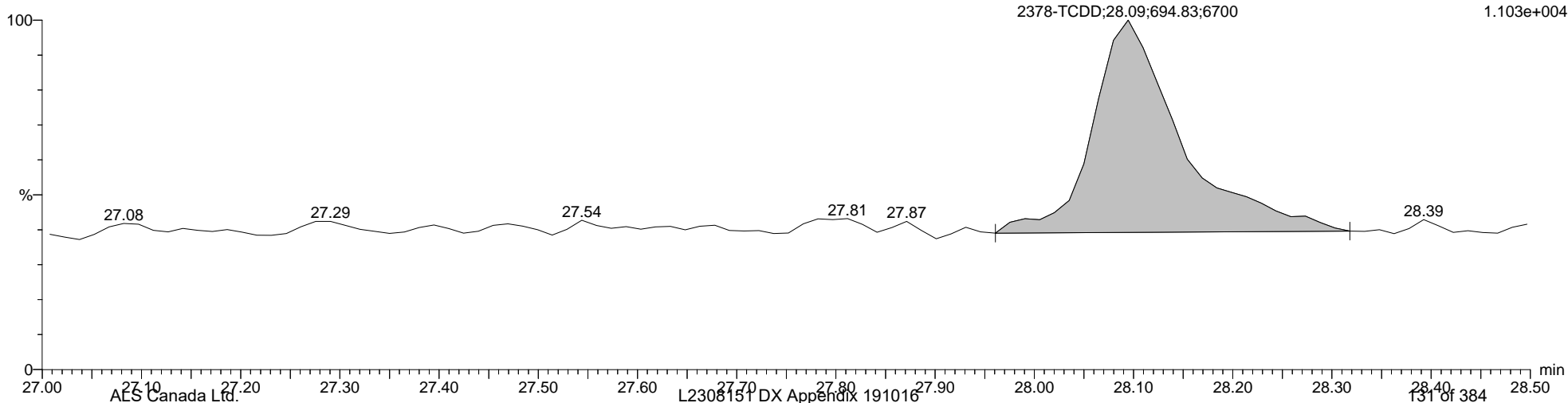
7-190724A05 Smooth(SG,1x1)
1613B-LOD-011 H7-19-CCV-LOD-0017

F1:Voltage SIR,EI+
319.8965
9.931e+003



7-190724A05 Smooth(SG,1x1)
1613B-LOD-011 H7-19-CCV-LOD-0017

F1:Voltage SIR,EI+
321.8936
1.103e+004



Quantify Sample Report MassLynx MassLynx V4.1 SCN 901

Dataset: C:\MassLynx\Dioxin.PRO\Result Files\7-190724A-ICAL_M23_QC.qld

Last Altered: Thursday, July 25, 2019 09:33:09 Eastern Daylight Time

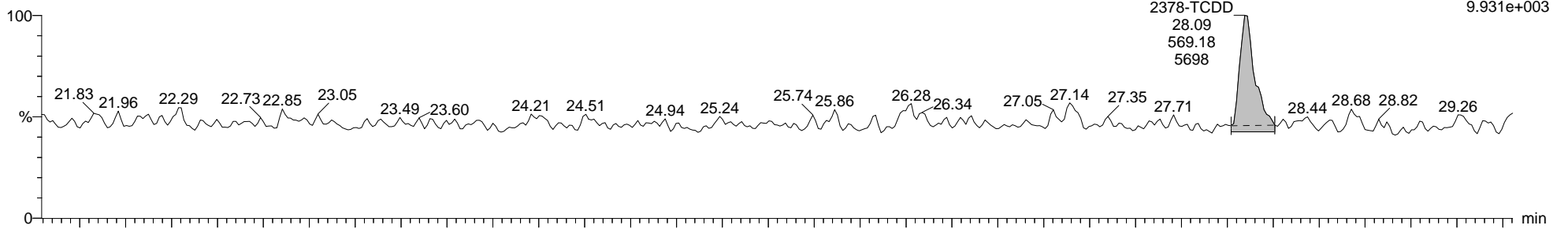
Printed: Friday, August 30, 2019 14:30:49 Eastern Daylight Time

Name: 7-190724A05, Date: 24-Jul-2019, Time: 18:44:14, ID: H7-19-CCV-LOD-0017, Description: 1613B-LOD-011, Vial: Tray1:6

Total-Tetradoxins

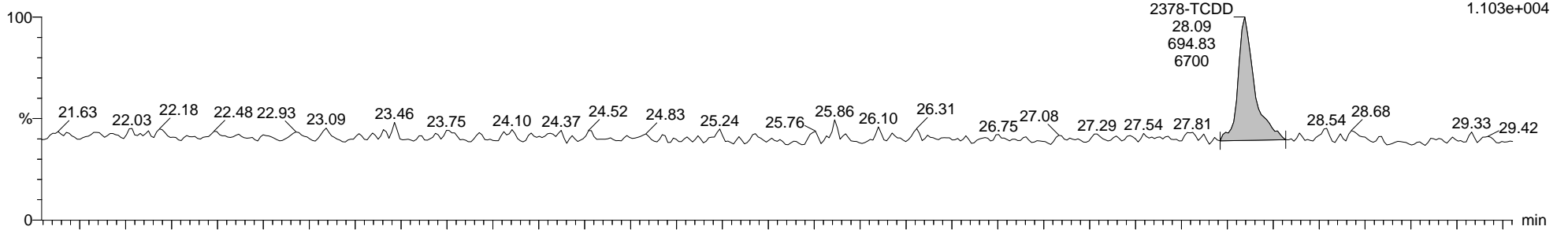
7-190724A05 Smooth(SG,1x1)
1613B-LOD-011 H7-19-CCV-LOD-0017

F1:Voltage SIR,EI+
319.8965
9.931e+003



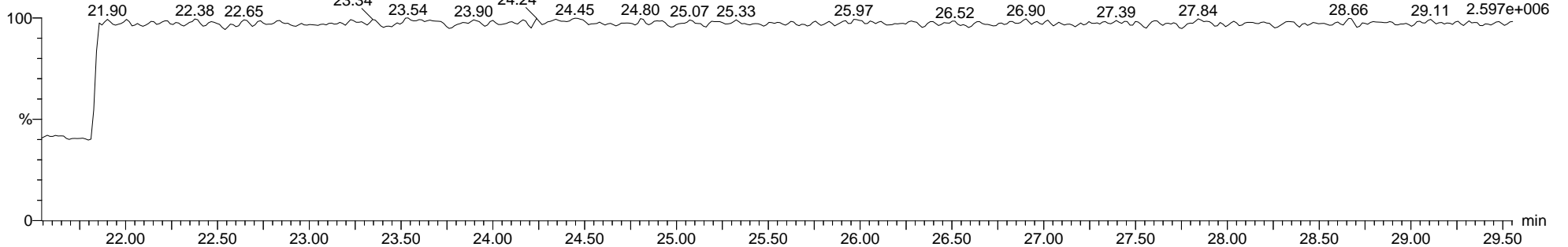
7-190724A05 Smooth(SG,1x1)
1613B-LOD-011 H7-19-CCV-LOD-0017

F1:Voltage SIR,EI+
321.8936
1.103e+004



7-190724A05 Smooth(SG,1x1)
1613B-LOD-011 H7-19-CCV-LOD-0017

F1:Voltage SIR,EI+
316.9824
2.597e+006



Dataset: C:\MassLynx\Dioxin.PRO\Result Files\7-190724A-ICAL_M23_QC.qld


Last Altered: Thursday, July 25, 2019 09:33:09 Eastern Daylight Time
Printed: Friday, August 30, 2019 14:30:49 Eastern Daylight Time

Name: 7-190724A05, Date: 24-Jul-2019, Time: 18:44:14, ID: H7-19-CCV-LOD-0017, Description: 1613B-LOD-011, Vial: Tray1:6

13C-2378-TCDD ES

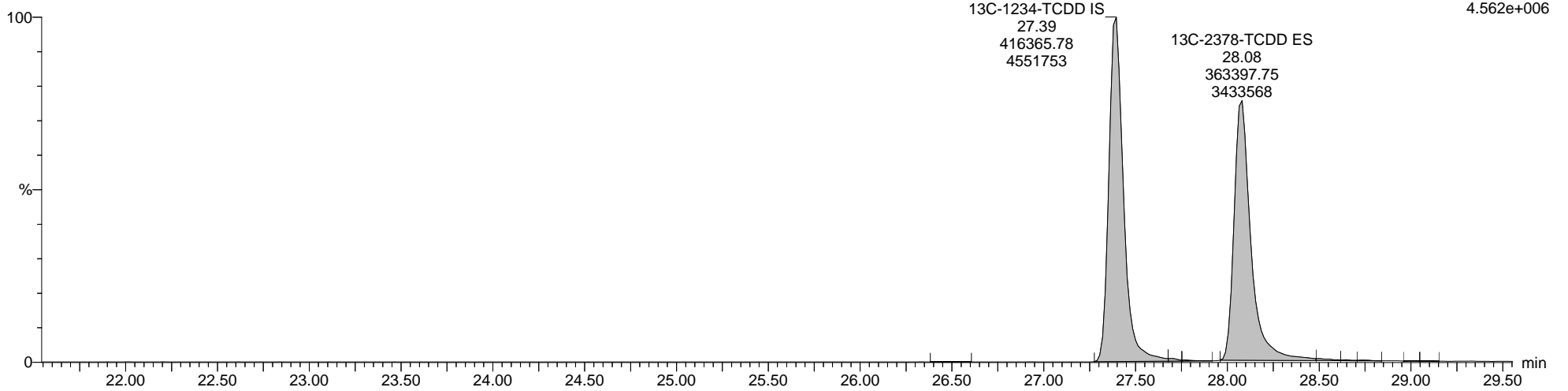
7-190724A05 Smooth(SG,1x1)
1613B-LOD-011 H7-19-CCV-LOD-0017

F1:Voltage SIR,EI+
331.9368
3.640e+006



7-190724A05 Smooth(SG,1x1)
1613B-LOD-011 H7-19-CCV-LOD-0017

F1:Voltage SIR,EI+
333.9339
4.562e+006



Quantify Sample Report MassLynx MassLynx V4.1 SCN 901

Dataset: C:\MassLynx\Dioxin.PRO\Result Files\7-190724A-ICAL_M23_QC.qld

Last Altered: Thursday, July 25, 2019 09:33:09 Eastern Daylight Time

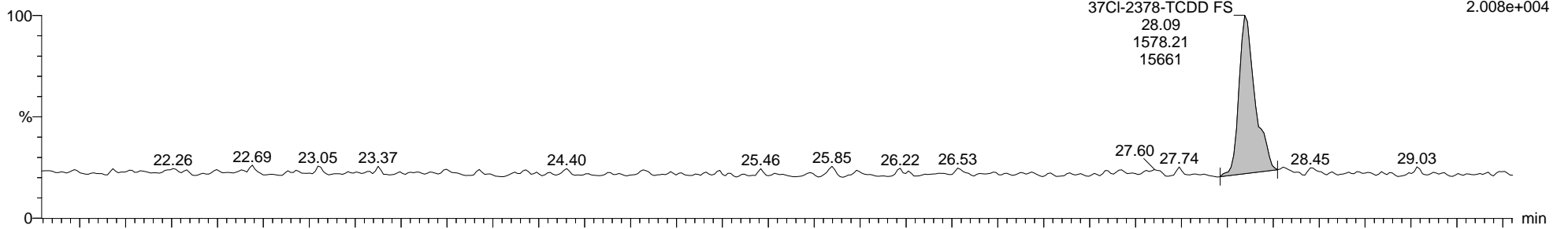
Printed: Friday, August 30, 2019 14:30:49 Eastern Daylight Time

Name: 7-190724A05, Date: 24-Jul-2019, Time: 18:44:14, ID: H7-19-CCV-LOD-0017, Description: 1613B-LOD-011, Vial: Tray1:6

Totals-37Cl-2378-TCDD

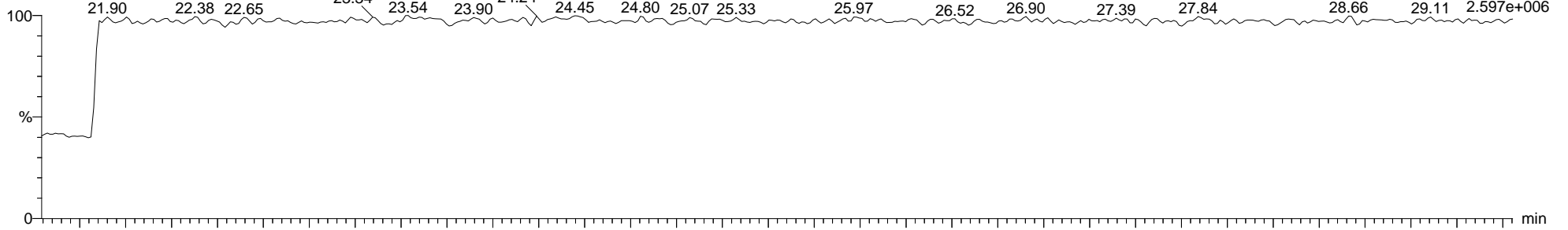
7-190724A05 Smooth(SG,1x1)
1613B-LOD-011 H7-19-CCV-LOD-0017

F1:Voltage SIR,EI+
327.8847
2.008e+004



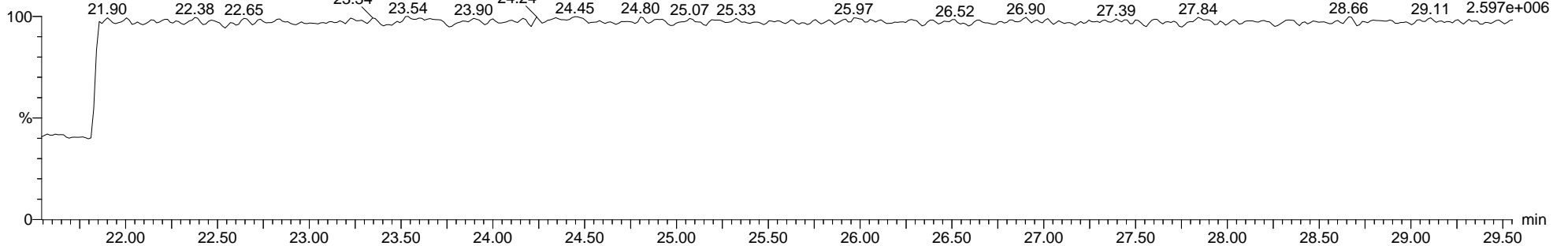
7-190724A05 Smooth(SG,1x1)
1613B-LOD-011 H7-19-CCV-LOD-0017

F1:Voltage SIR,EI+
316.9824
2.597e+006



7-190724A05 Smooth(SG,1x1)
1613B-LOD-011 H7-19-CCV-LOD-0017

F1:Voltage SIR,EI+
316.9824
2.597e+006



Quantify Sample Report MassLynx MassLynx V4.1 SCN 901

Dataset: C:\MassLynx\Dioxin.PRO\Result Files\7-190724A-ICAL_M23_QC.qld

Last Altered: Thursday, July 25, 2019 09:33:09 Eastern Daylight Time

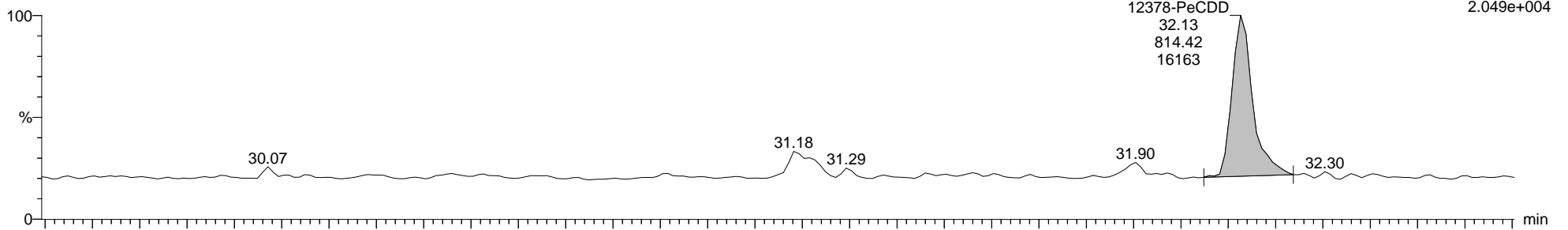
Printed: Friday, August 30, 2019 14:30:49 Eastern Daylight Time

Name: 7-190724A05, Date: 24-Jul-2019, Time: 18:44:14, ID: H7-19-CCV-LOD-0017, Description: 1613B-LOD-011, Vial: Tray1:6

Total-Pentadioxins

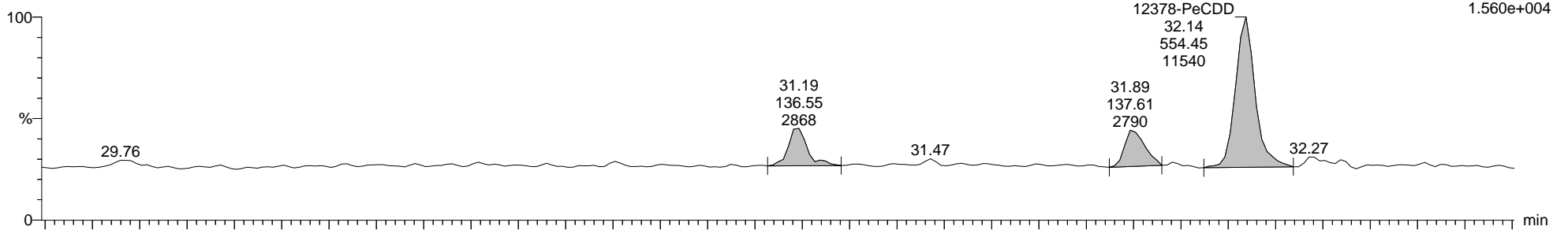
7-190724A05 Smooth(SG,1x1)
1613B-LOD-011 H7-19-CCV-LOD-0017

F2:Voltage SIR,EI+
355.8546
2.049e+004



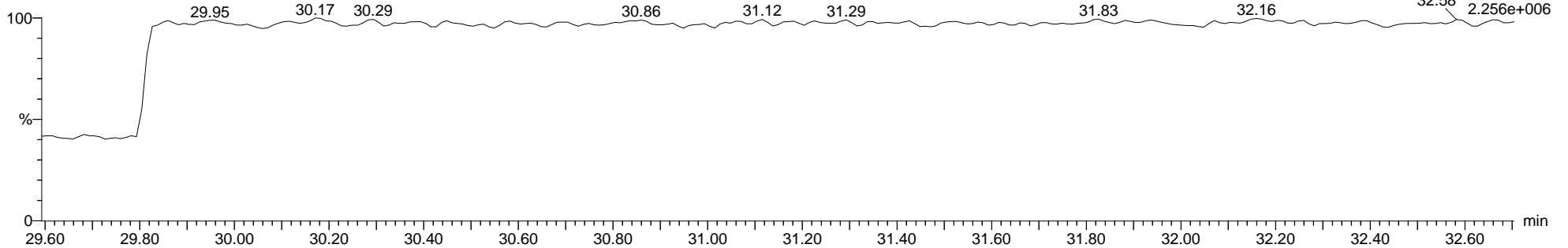
7-190724A05 Smooth(SG,1x1)
1613B-LOD-011 H7-19-CCV-LOD-0017

F2:Voltage SIR,EI+
353.8576
1.560e+004



7-190724A05 Smooth(SG,1x1)
1613B-LOD-011 H7-19-CCV-LOD-0017

F2:Voltage SIR,EI+
366.9792
2.256e+006



Dataset: C:\MassLynx\Dioxin.PRO\Result Files\7-190724A-ICAL_M23_QC.qld

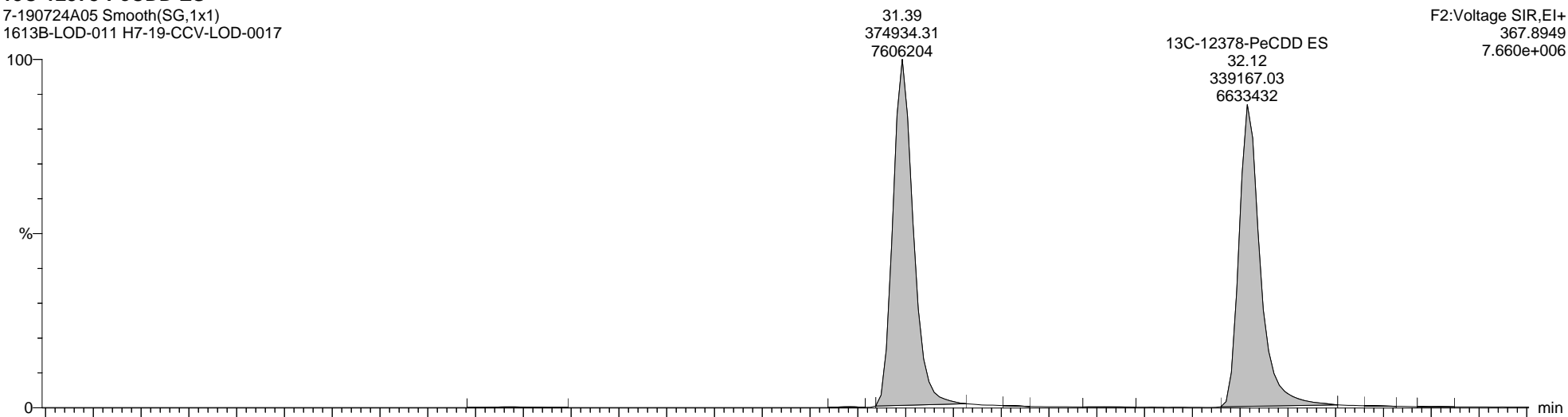
Last Altered: Thursday, July 25, 2019 09:33:09 Eastern Daylight Time

Printed: Friday, August 30, 2019 14:30:49 Eastern Daylight Time

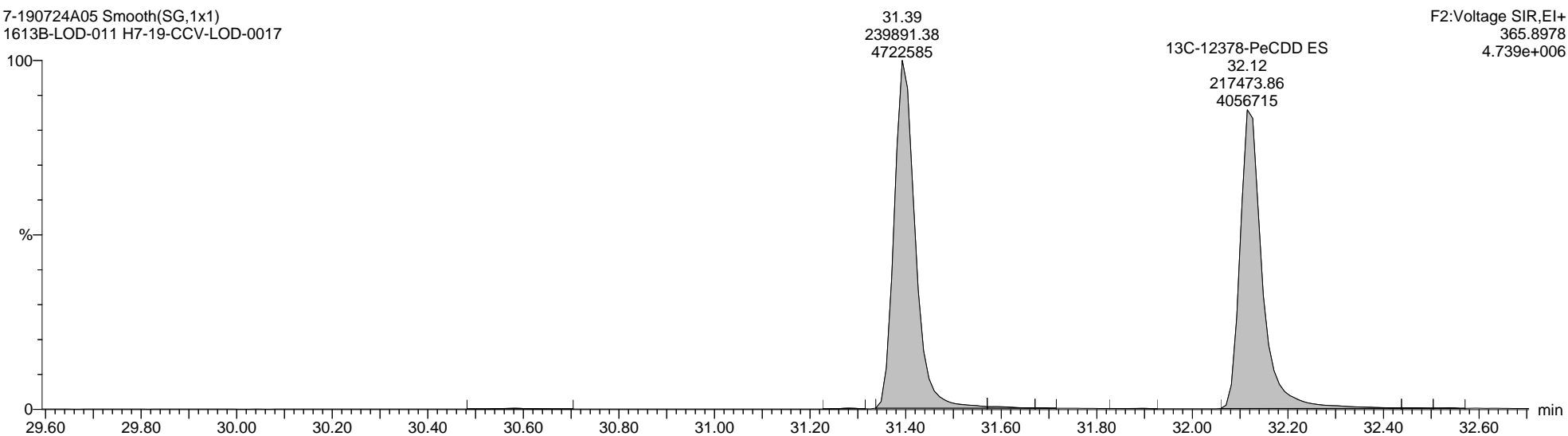
Name: 7-190724A05, Date: 24-Jul-2019, Time: 18:44:14, ID: H7-19-CCV-LOD-0017, Description: 1613B-LOD-011, Vial: Tray1:6

13C-12378-PeCDD ES

7-190724A05 Smooth(SG,1x1)
1613B-LOD-011 H7-19-CCV-LOD-0017



7-190724A05 Smooth(SG,1x1)
1613B-LOD-011 H7-19-CCV-LOD-0017



Quantify Sample Report MassLynx MassLynx V4.1 SCN 901

Dataset: C:\MassLynx\Dioxin.PRO\Result Files\7-190724A-ICAL_M23_QC.qld

Last Altered: Thursday, July 25, 2019 09:33:09 Eastern Daylight Time

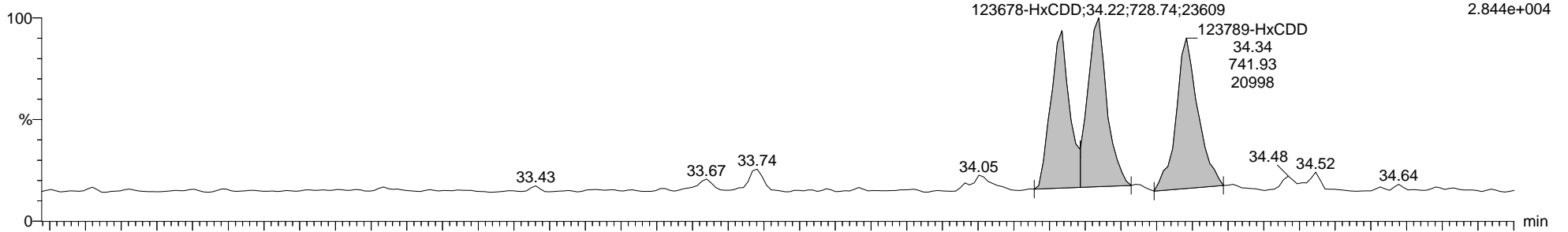
Printed: Friday, August 30, 2019 14:30:49 Eastern Daylight Time

Name: 7-190724A05, Date: 24-Jul-2019, Time: 18:44:14, ID: H7-19-CCV-LOD-0017, Description: 1613B-LOD-011, Vial: Tray1:6

Total-Hexadioxins

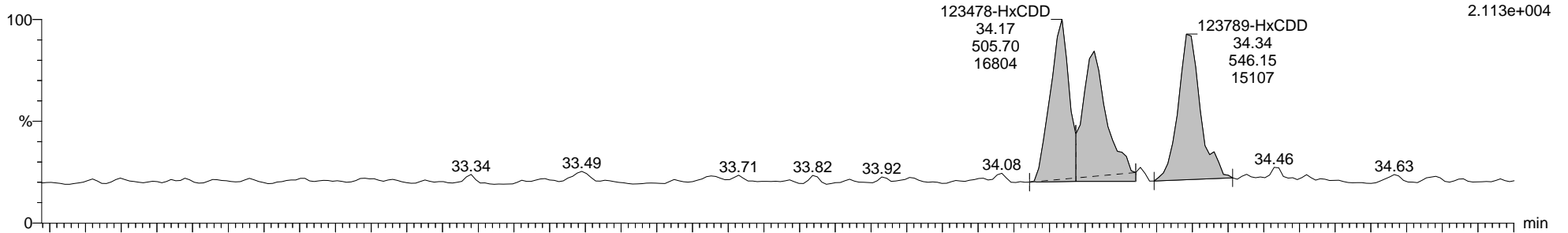
7-190724A05 Smooth(SG,1x1)
1613B-LOD-011 H7-19-CCV-LOD-0017

F3:Voltage SIR,EI+
389.8157
2.844e+004



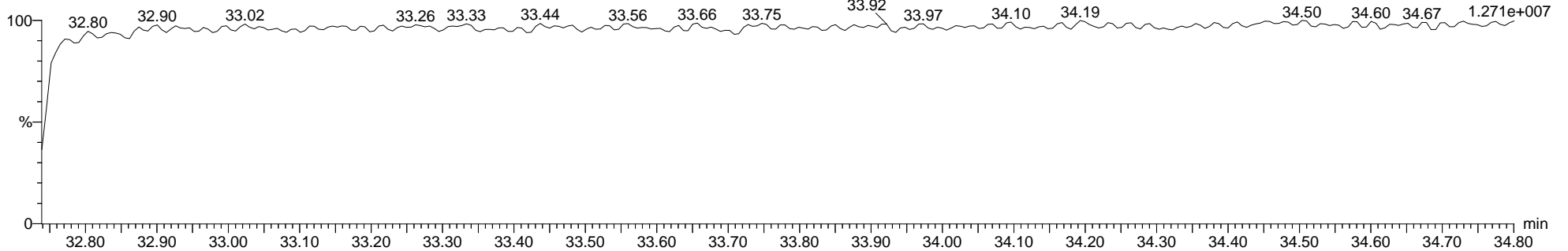
7-190724A05 Smooth(SG,1x1)
1613B-LOD-011 H7-19-CCV-LOD-0017

F3:Voltage SIR,EI+
391.8127
2.113e+004



7-190724A05 Smooth(SG,1x1)
1613B-LOD-011 H7-19-CCV-LOD-0017

F3:Voltage SIR,EI+
380.9760
1.271e+007



Dataset: C:\MassLynx\Dioxin.PRO\Result Files\7-190724A-ICAL_M23_QC.qld

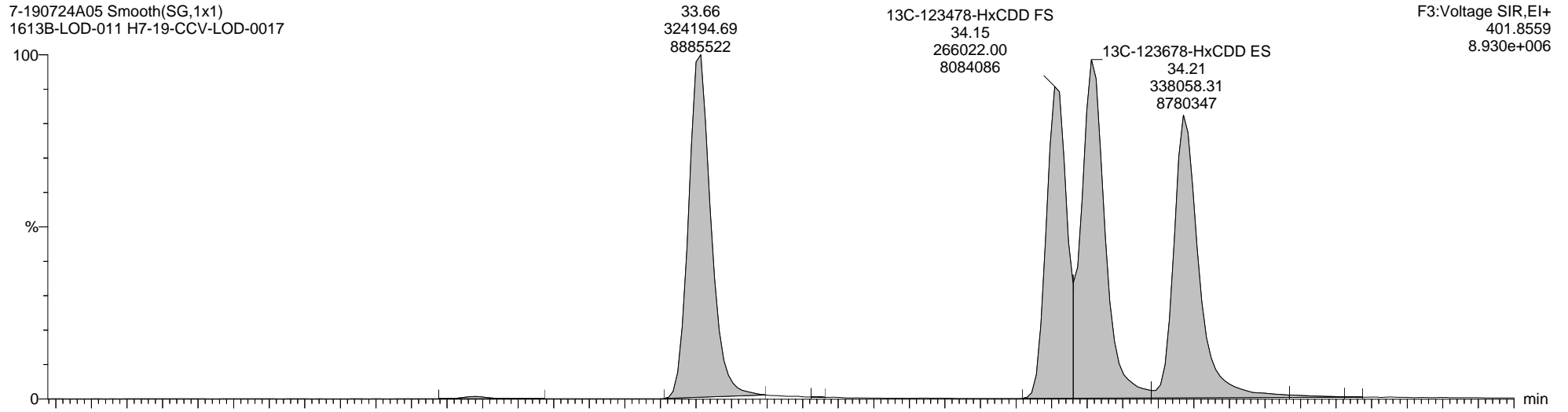
Last Altered: Thursday, July 25, 2019 09:33:09 Eastern Daylight Time

Printed: Friday, August 30, 2019 14:30:49 Eastern Daylight Time

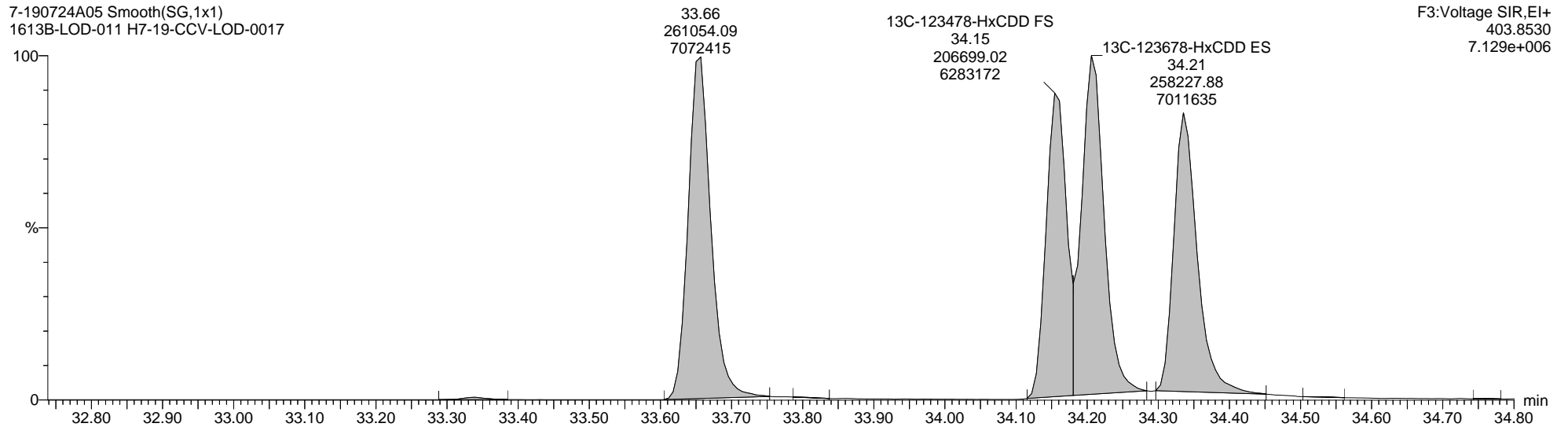
Name: 7-190724A05, Date: 24-Jul-2019, Time: 18:44:14, ID: H7-19-CCV-LOD-0017, Description: 1613B-LOD-011, Vial: Tray1:6

13C-123678-HxCDD ES

7-190724A05 Smooth(SG,1x1)
1613B-LOD-011 H7-19-CCV-LOD-0017



7-190724A05 Smooth(SG,1x1)
1613B-LOD-011 H7-19-CCV-LOD-0017



Quantify Sample Report MassLynx MassLynx V4.1 SCN 901

Dataset: C:\MassLynx\Dioxin.PRO\Result Files\7-190724A-ICAL_M23_QC.qld

Last Altered: Thursday, July 25, 2019 09:33:09 Eastern Daylight Time

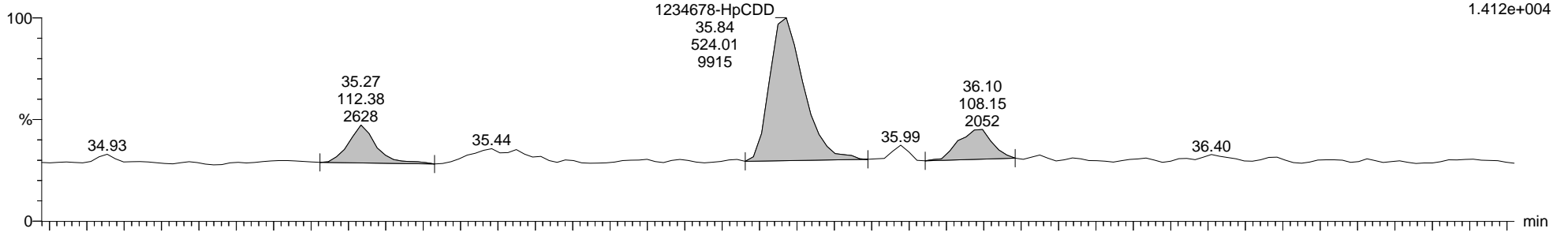
Printed: Friday, August 30, 2019 14:30:49 Eastern Daylight Time

Name: 7-190724A05, Date: 24-Jul-2019, Time: 18:44:14, ID: H7-19-CCV-LOD-0017, Description: 1613B-LOD-011, Vial: Tray1:6

Total-Heptadioxins

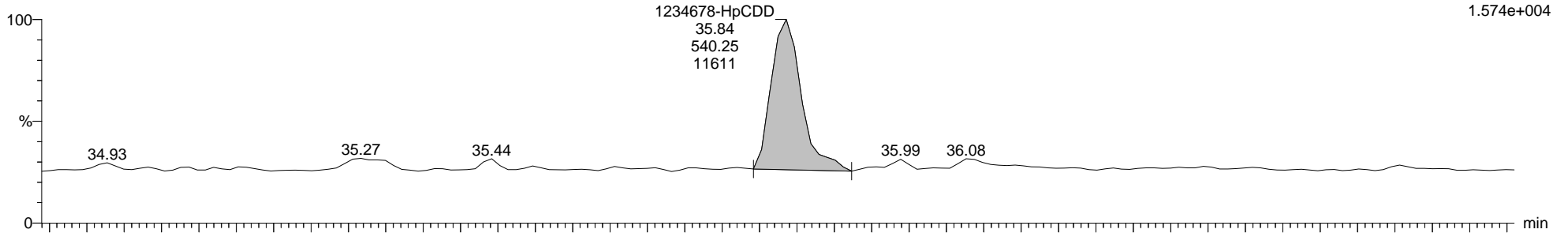
7-190724A05 Smooth(SG,1x1)
1613B-LOD-011 H7-19-CCV-LOD-0017

F4:Voltage SIR,EI+
423.7766
1.412e+004



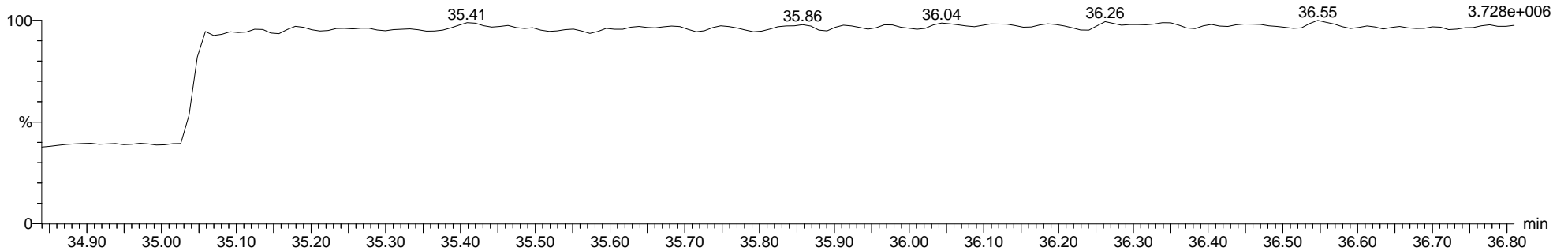
7-190724A05 Smooth(SG,1x1)
1613B-LOD-011 H7-19-CCV-LOD-0017

F4:Voltage SIR,EI+
425.7737
1.574e+004



7-190724A05 Smooth(SG,1x1)
1613B-LOD-011 H7-19-CCV-LOD-0017

F4:Voltage SIR,EI+
454.9728
3.728e+006



Quantify Sample Report MassLynx MassLynx V4.1 SCN 901

Dataset: C:\MassLynx\Dioxin.PRO\Result Files\7-190724A-ICAL_M23_QC.qld

Last Altered: Thursday, July 25, 2019 09:33:09 Eastern Daylight Time

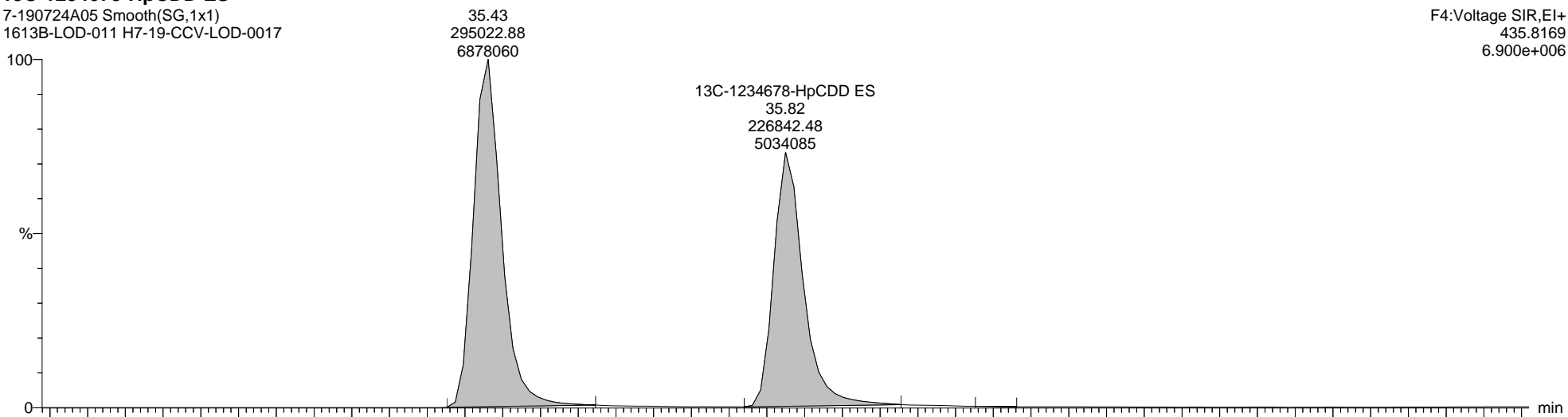
Printed: Friday, August 30, 2019 14:30:49 Eastern Daylight Time

Name: 7-190724A05, Date: 24-Jul-2019, Time: 18:44:14, ID: H7-19-CCV-LOD-0017, Description: 1613B-LOD-011, Vial: Tray1:6

13C-1234678-HpCDD ES

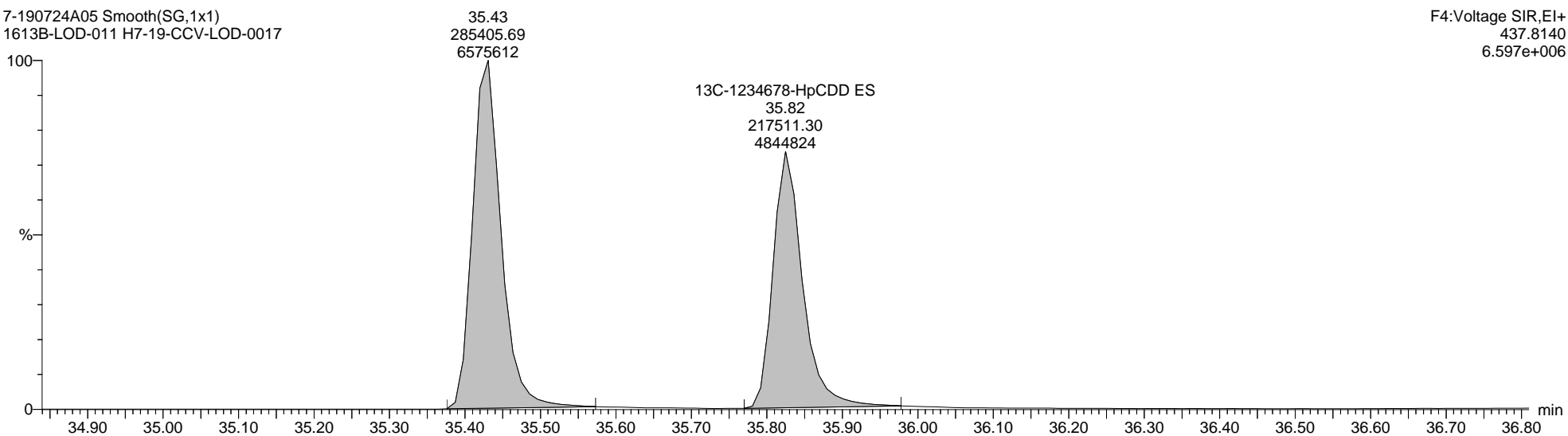
7-190724A05 Smooth(SG,1x1)
1613B-LOD-011 H7-19-CCV-LOD-0017

F4:Voltage SIR,EI+
435.8169
6.900e+006



7-190724A05 Smooth(SG,1x1)
1613B-LOD-011 H7-19-CCV-LOD-0017

F4:Voltage SIR,EI+
437.8140
6.597e+006



Quantify Sample Report MassLynx MassLynx V4.1 SCN 901

Dataset: C:\MassLynx\Dioxin.PRO\Result Files\7-190724A-ICAL_M23_QC.qld

Last Altered: Thursday, July 25, 2019 09:33:09 Eastern Daylight Time

Printed: Friday, August 30, 2019 14:30:49 Eastern Daylight Time

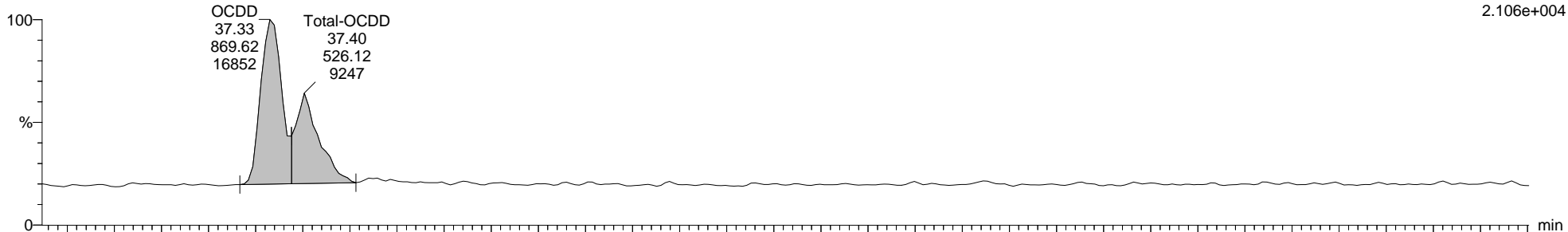
Name: 7-190724A05, Date: 24-Jul-2019, Time: 18:44:14, ID: H7-19-CCV-LOD-0017, Description: 1613B-LOD-011, Vial: Tray1:6

Total-OCDD

7-190724A05 Smooth(SG,1x1)

1613B-LOD-011 H7-19-CCV-LOD-0017

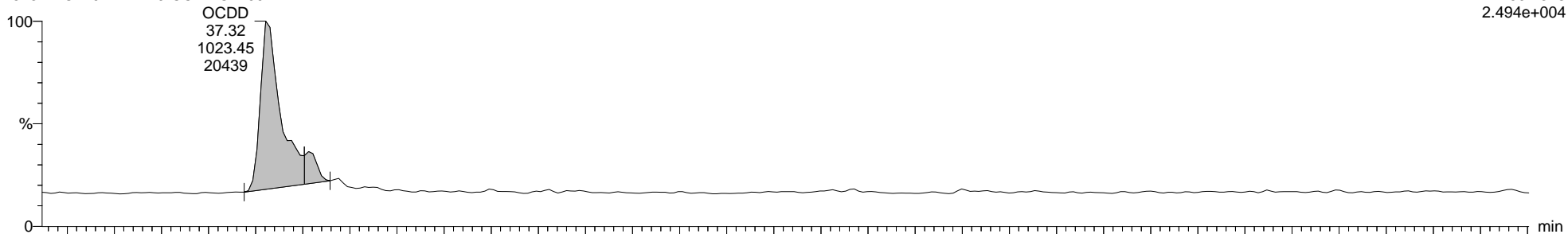
F5:Voltage SIR,EI+
457.7377
2.106e+004



7-190724A05 Smooth(SG,1x1)

1613B-LOD-011 H7-19-CCV-LOD-0017

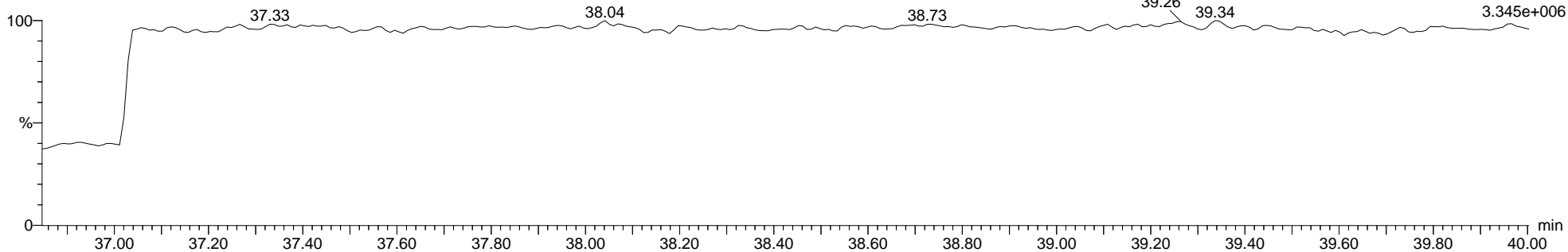
F5:Voltage SIR,EI+
459.7348
2.494e+004



7-190724A05 Smooth(SG,1x1)

1613B-LOD-011 H7-19-CCV-LOD-0017

F5:Voltage SIR,EI+
454.9728
3.345e+006



Quantify Sample Report MassLynx MassLynx V4.1 SCN 901

Dataset: C:\MassLynx\Dioxin.PRO\Result Files\7-190724A-ICAL_M23_QC.qld

Last Altered: Thursday, July 25, 2019 09:33:09 Eastern Daylight Time


Printed: Friday, August 30, 2019 14:30:49 Eastern Daylight Time

Name: 7-190724A05, Date: 24-Jul-2019, Time: 18:44:14, ID: H7-19-CCV-LOD-0017, Description: 1613B-LOD-011, Vial: Tray1:6

13C-OCDD ES

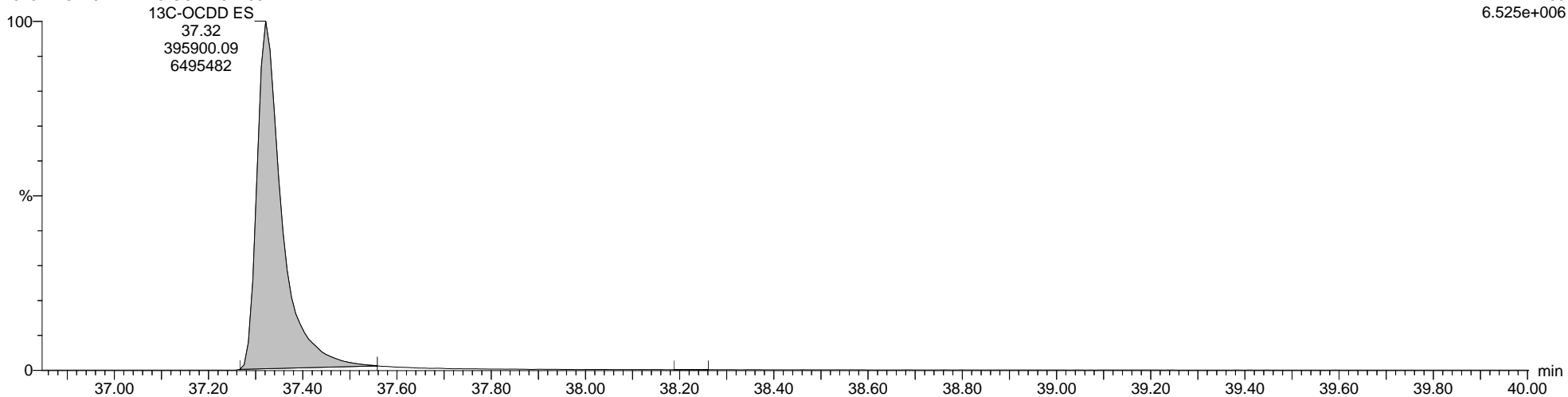
7-190724A05 Smooth(SG,1x1)
1613B-LOD-011 H7-19-CCV-LOD-0017

F5:Voltage SIR,EI+
469.7779
5.765e+006



7-190724A05 Smooth(SG,1x1)
1613B-LOD-011 H7-19-CCV-LOD-0017

F5:Voltage SIR,EI+
471.7750
6.525e+006



Quantify Sample Report MassLynx MassLynx V4.1 SCN 901

Dataset: C:\MassLynx\Dioxin.PRO\Result Files\7-190724A-ICAL_M23_QC.qld

Last Altered: Thursday, July 25, 2019 09:33:09 Eastern Daylight Time

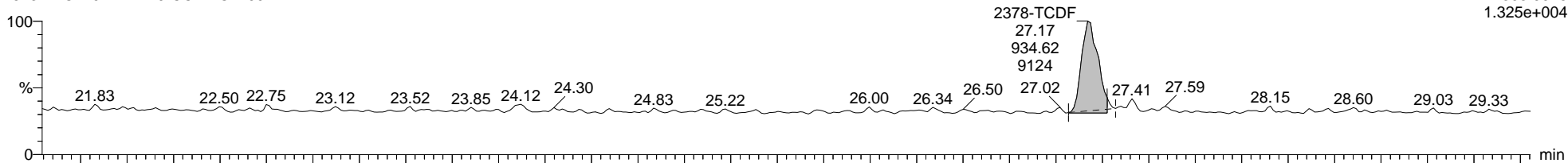
Printed: Friday, August 30, 2019 14:30:49 Eastern Daylight Time

Name: 7-190724A05, Date: 24-Jul-2019, Time: 18:44:14, ID: H7-19-CCV-LOD-0017, Description: 1613B-LOD-011, Vial: Tray1:6

Total-Tetrafurans

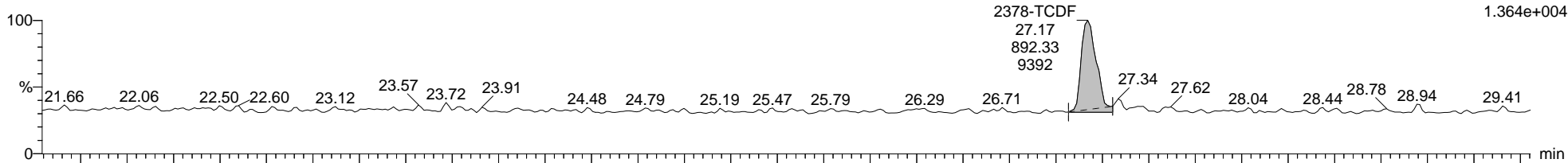
7-190724A05 Smooth(SG,1x1)
1613B-LOD-011 H7-19-CCV-LOD-0017

F1:Voltage SIR,EI+
303.9016
1.325e+004



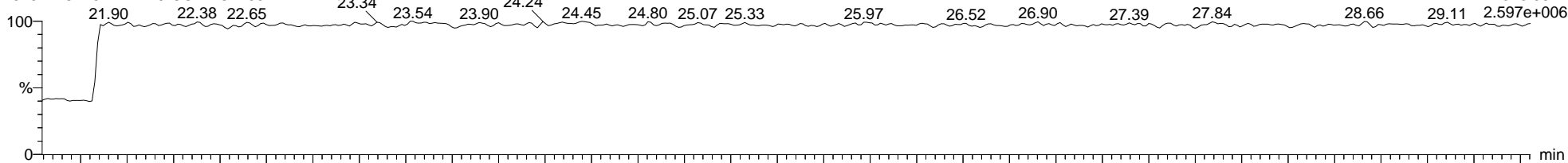
7-190724A05 Smooth(SG,1x1)
1613B-LOD-011 H7-19-CCV-LOD-0017

F1:Voltage SIR,EI+
305.8987
1.364e+004



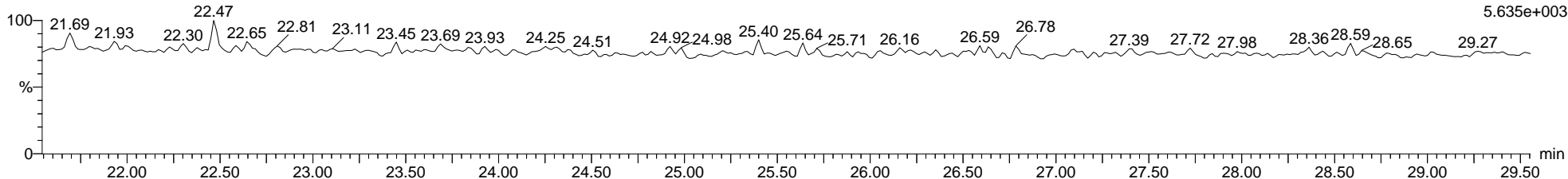
7-190724A05 Smooth(SG,1x1)
1613B-LOD-011 H7-19-CCV-LOD-0017

F1:Voltage SIR,EI+
316.9824
2.597e+006



7-190724A05 Smooth(SG,1x1)
1613B-LOD-011 H7-19-CCV-LOD-0017

F1:Voltage SIR,EI+
375.8364
5.635e+003



Dataset: C:\MassLynx\Dioxin.PRO\Result Files\7-190724A-ICAL_M23_QC.qld

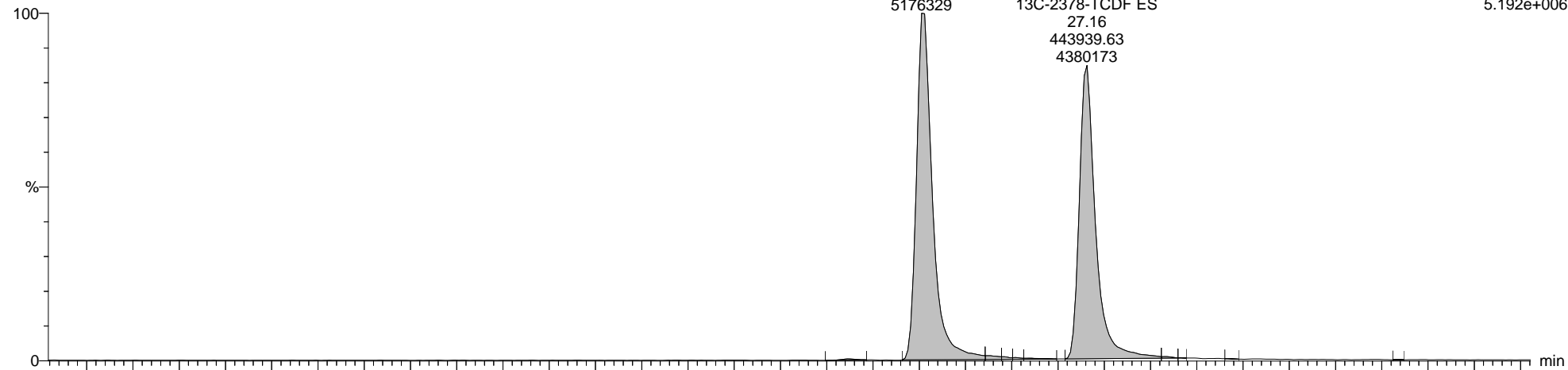
Last Altered: Thursday, July 25, 2019 09:33:09 Eastern Daylight Time

Printed: Friday, August 30, 2019 14:30:49 Eastern Daylight Time

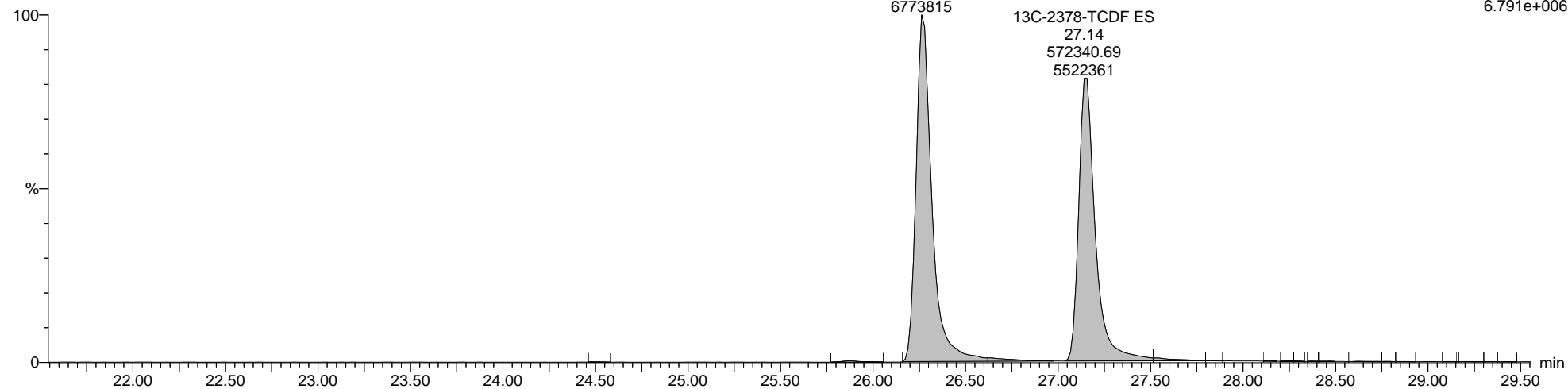
Name: 7-190724A05, Date: 24-Jul-2019, Time: 18:44:14, ID: H7-19-CCV-LOD-0017, Description: 1613B-LOD-011, Vial: Tray1:6

13C-2378-TCDF ES

7-190724A05 Smooth(SG,1x1)
1613B-LOD-011 H7-19-CCV-LOD-0017



7-190724A05 Smooth(SG,1x1)
1613B-LOD-011 H7-19-CCV-LOD-0017



Quantify Sample Report MassLynx MassLynx V4.1 SCN 901

Dataset: C:\MassLynx\Dioxin.PRO\Result Files\7-190724A-ICAL_M23_QC.qld

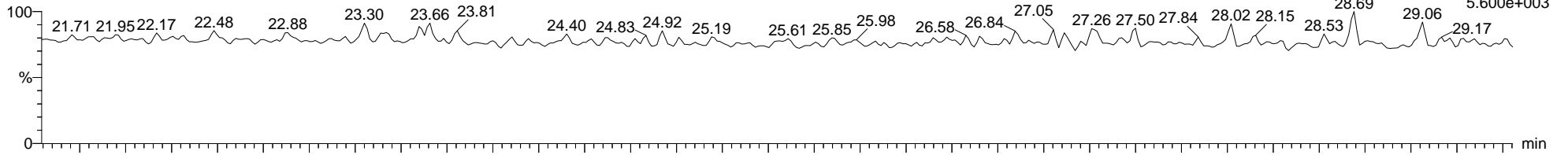
Last Altered: Thursday, July 25, 2019 09:33:09 Eastern Daylight Time
Printed: Friday, August 30, 2019 14:30:49 Eastern Daylight Time

Name: 7-190724A05, Date: 24-Jul-2019, Time: 18:44:14, ID: H7-19-CCV-LOD-0017, Description: 1613B-LOD-011, Vial: Tray1:6

Total-PeCDF-F1

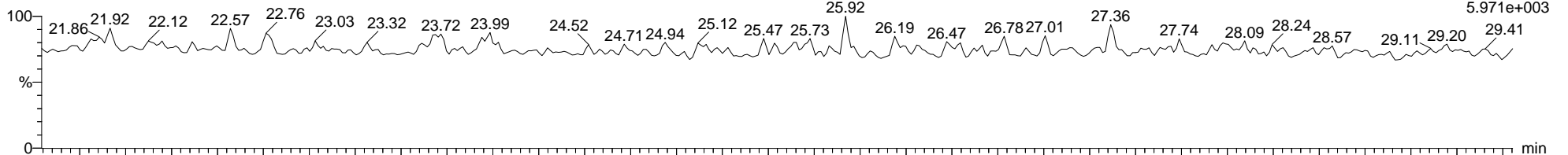
7-190724A05 Smooth(SG,1x1)
1613B-LOD-011 H7-19-CCV-LOD-0017

F1:Voltage SIR,EI+
339.8597
5.600e+003



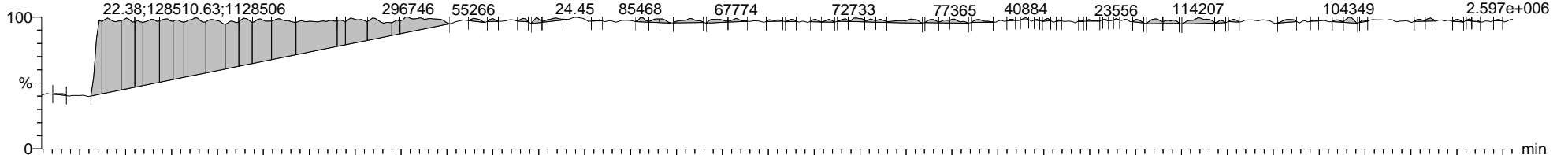
7-190724A05 Smooth(SG,1x1)
1613B-LOD-011 H7-19-CCV-LOD-0017

F1:Voltage SIR,EI+
341.8567
5.971e+003



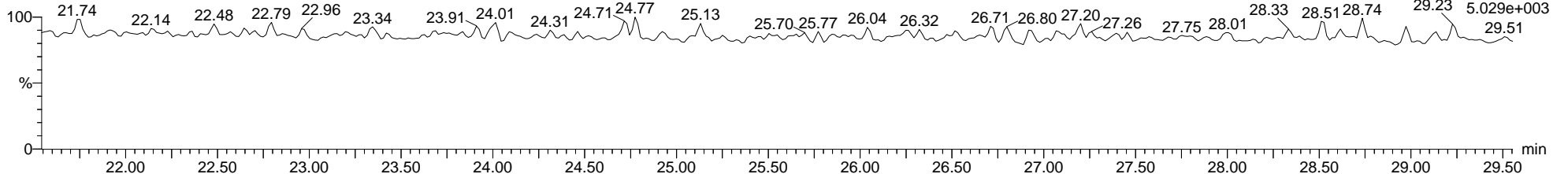
7-190724A05 Smooth(SG,1x1)
1613B-LOD-011 H7-19-CCV-LOD-0017

F1:Voltage SIR,EI+
316.9824
2.597e+006



7-190724A05 Smooth(SG,1x1)
1613B-LOD-011 H7-19-CCV-LOD-0017

F1:Voltage SIR,EI+
409.7974
5.029e+003



Quantify Sample Report MassLynx MassLynx V4.1 SCN 901

Dataset: C:\MassLynx\Dioxin.PRO\Result Files\7-190724A-ICAL_M23_QC.qld

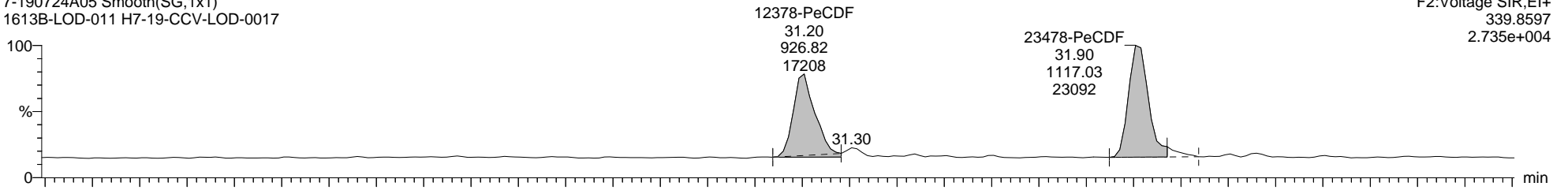
Last Altered: Thursday, July 25, 2019 09:33:09 Eastern Daylight Time

Printed: Friday, August 30, 2019 14:30:49 Eastern Daylight Time

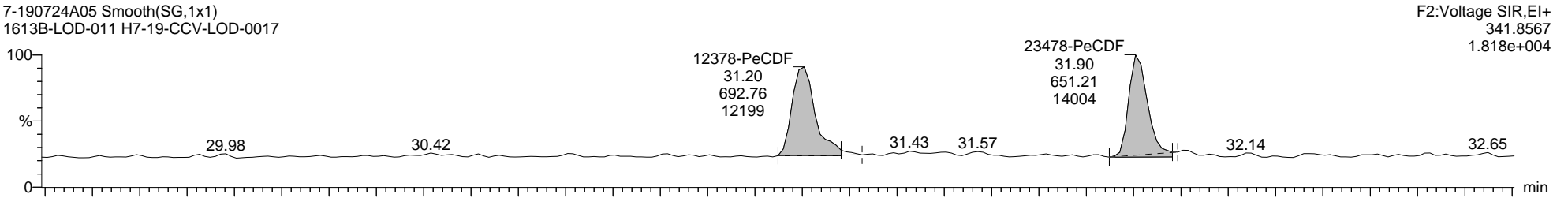
Name: 7-190724A05, Date: 24-Jul-2019, Time: 18:44:14, ID: H7-19-CCV-LOD-0017, Description: 1613B-LOD-011, Vial: Tray1:6

Total-Pentafurans

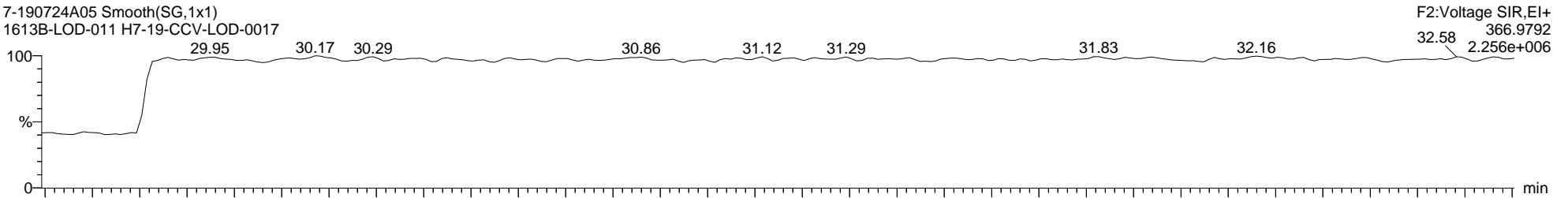
7-190724A05 Smooth(SG,1x1)
1613B-LOD-011 H7-19-CCV-LOD-0017



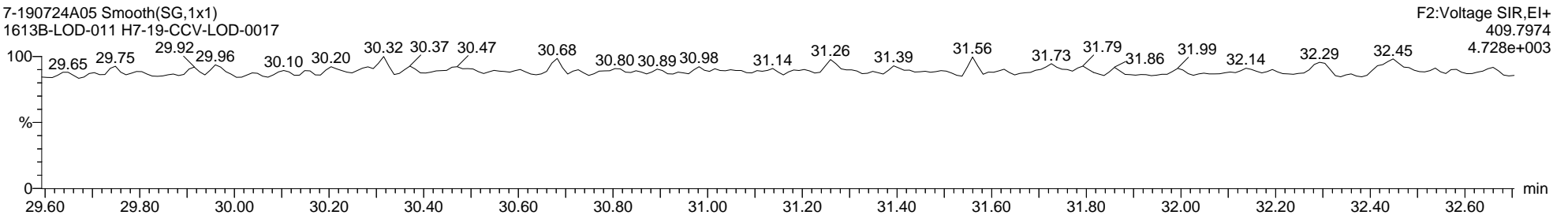
7-190724A05 Smooth(SG,1x1)
1613B-LOD-011 H7-19-CCV-LOD-0017



7-190724A05 Smooth(SG,1x1)
1613B-LOD-011 H7-19-CCV-LOD-0017



7-190724A05 Smooth(SG,1x1)
1613B-LOD-011 H7-19-CCV-LOD-0017



Dataset: C:\MassLynx\Dioxin.PRO\Result Files\7-190724A-ICAL_M23_QC.qld

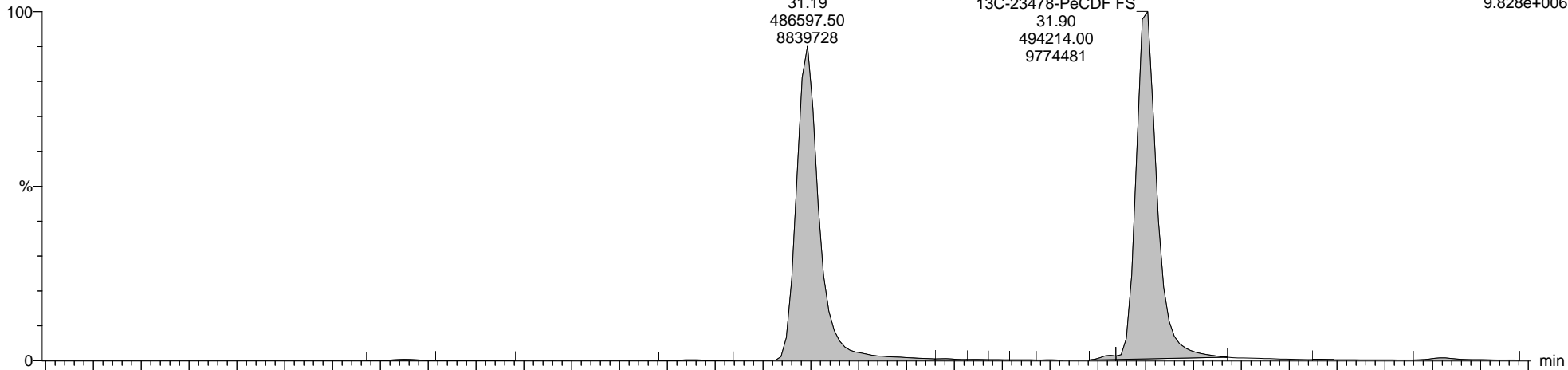
Last Altered: Thursday, July 25, 2019 09:33:09 Eastern Daylight Time

Printed: Friday, August 30, 2019 14:30:49 Eastern Daylight Time

Name: 7-190724A05, Date: 24-Jul-2019, Time: 18:44:14, ID: H7-19-CCV-LOD-0017, Description: 1613B-LOD-011, Vial: Tray1:6

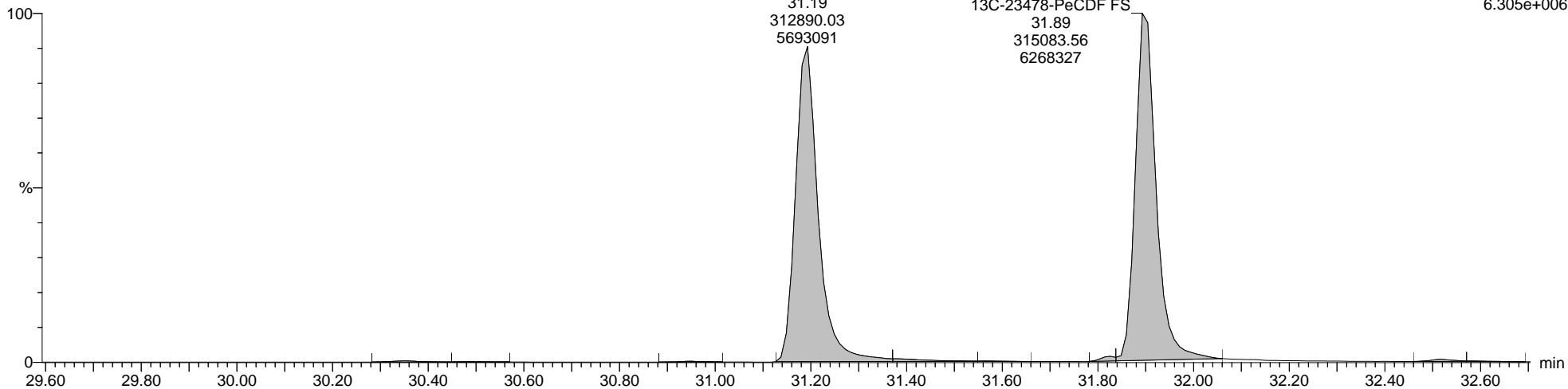
13C-12378-PeCDF ES

7-190724A05 Smooth(SG,1x1)
1613B-LOD-011 H7-19-CCV-LOD-0017



F2:Voltage SIR,EI+
351.9000
9.828e+006

7-190724A05 Smooth(SG,1x1)
1613B-LOD-011 H7-19-CCV-LOD-0017



F2:Voltage SIR,EI+
353.8970
6.305e+006

Quantify Sample Report MassLynx MassLynx V4.1 SCN 901

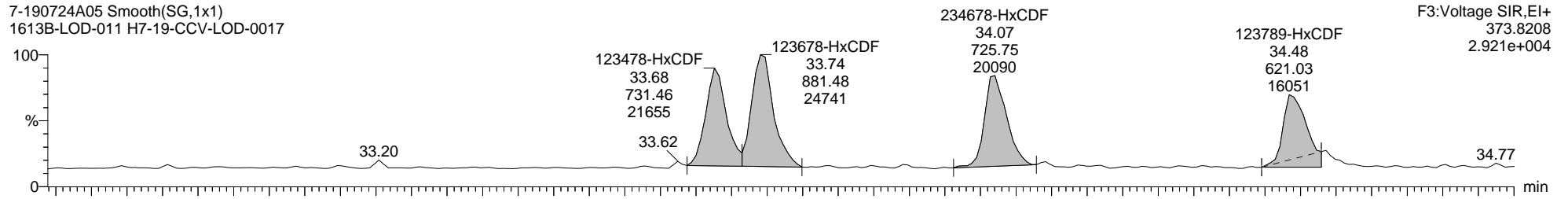
Dataset: C:\MassLynx\Dioxin.PRO\Result Files\7-190724A-ICAL_M23_QC.qld

Last Altered: Thursday, July 25, 2019 09:33:09 Eastern Daylight Time
Printed: Friday, August 30, 2019 14:30:49 Eastern Daylight Time

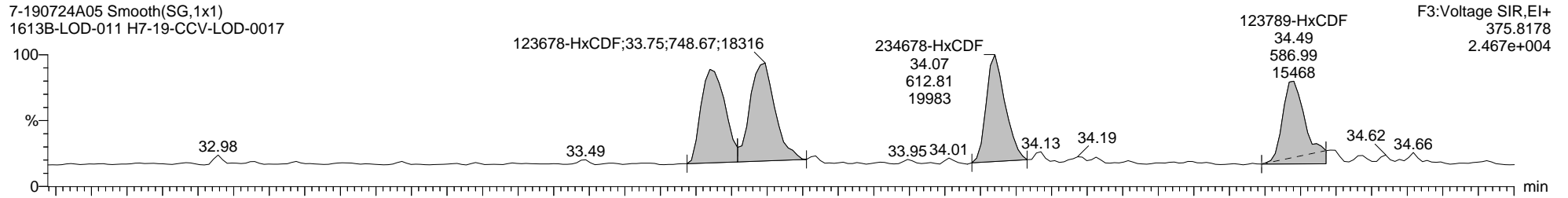
Name: 7-190724A05, Date: 24-Jul-2019, Time: 18:44:14, ID: H7-19-CCV-LOD-0017, Description: 1613B-LOD-011, Vial: Tray1:6

Total-Hexafurans

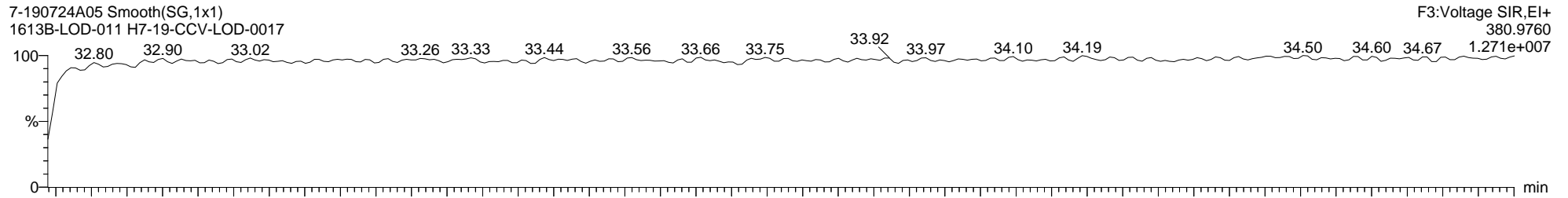
7-190724A05 Smooth(SG,1x1)
1613B-LOD-011 H7-19-CCV-LOD-0017



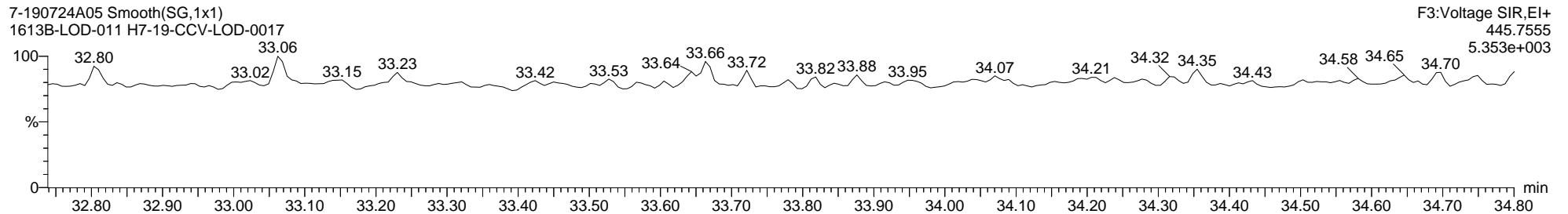
7-190724A05 Smooth(SG,1x1)
1613B-LOD-011 H7-19-CCV-LOD-0017



7-190724A05 Smooth(SG,1x1)
1613B-LOD-011 H7-19-CCV-LOD-0017



7-190724A05 Smooth(SG,1x1)
1613B-LOD-011 H7-19-CCV-LOD-0017



Quantify Sample Report MassLynx MassLynx V4.1 SCN 901

Dataset: C:\MassLynx\Dioxin.PRO\Result Files\7-190724A-ICAL_M23_QC.qld

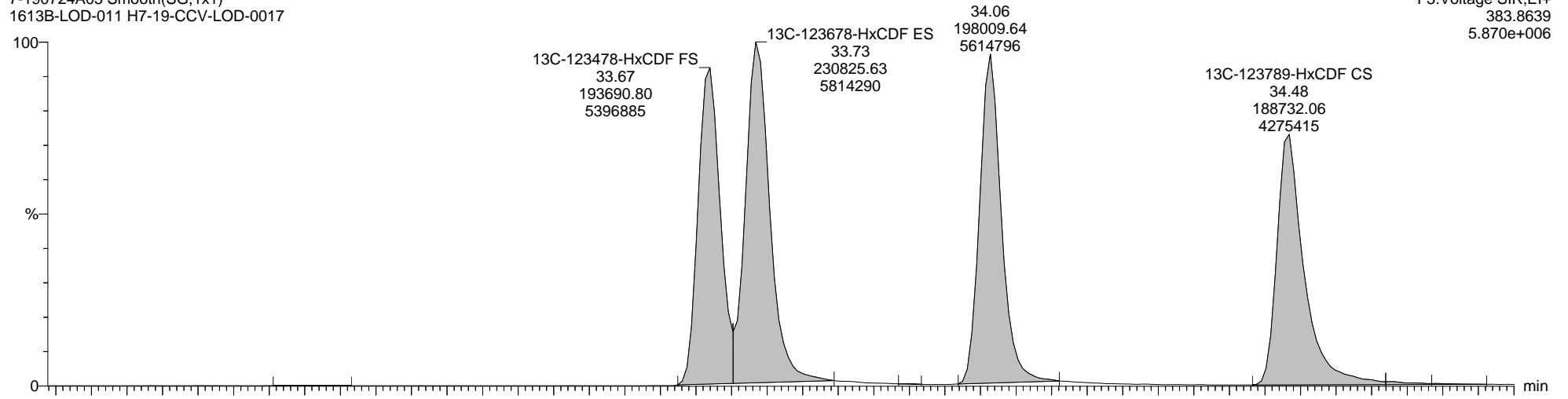
Last Altered: Thursday, July 25, 2019 09:33:09 Eastern Daylight Time

Printed: Friday, August 30, 2019 14:30:49 Eastern Daylight Time

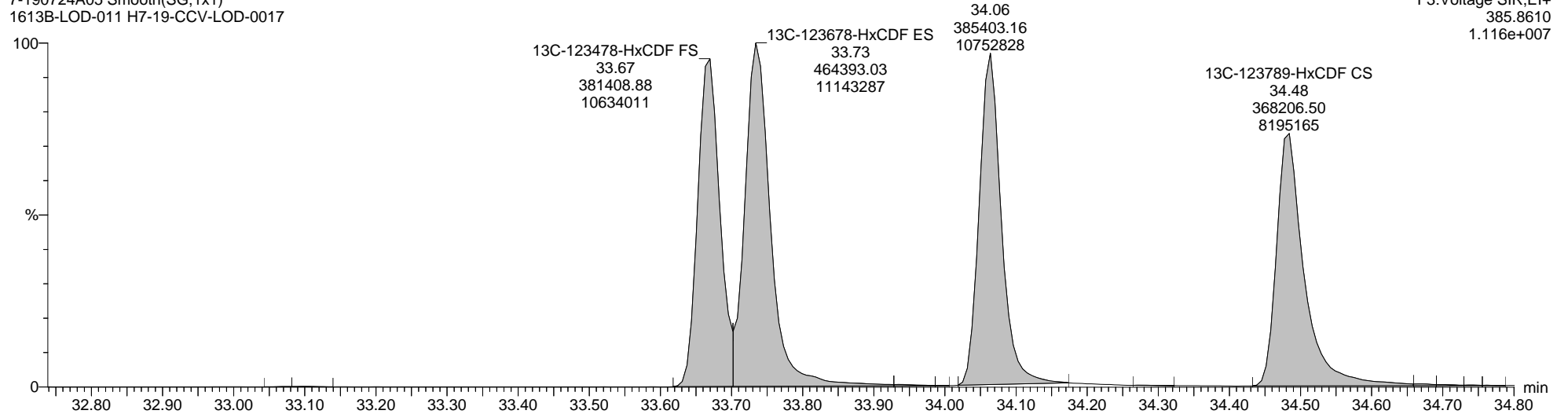
Name: 7-190724A05, Date: 24-Jul-2019, Time: 18:44:14, ID: H7-19-CCV-LOD-0017, Description: 1613B-LOD-011, Vial: Tray1:6

13C-123678-HxCDF ES

7-190724A05 Smooth(SG,1x1)
1613B-LOD-011 H7-19-CCV-LOD-0017



7-190724A05 Smooth(SG,1x1)
1613B-LOD-011 H7-19-CCV-LOD-0017



Quantify Sample Report MassLynx MassLynx V4.1 SCN 901

Dataset: C:\MassLynx\Dioxin.PRO\Result Files\7-190724A-ICAL_M23_QC.qld

Last Altered: Thursday, July 25, 2019 09:33:09 Eastern Daylight Time

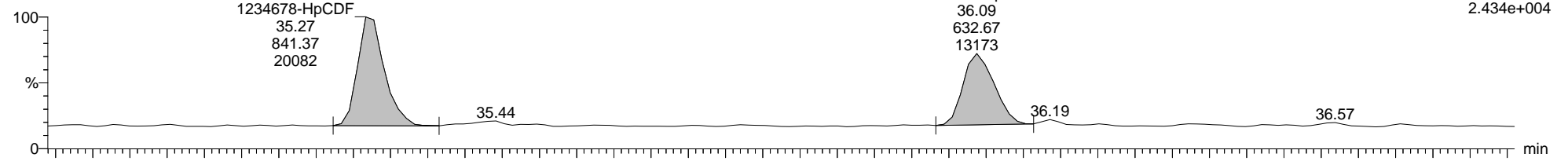
Printed: Friday, August 30, 2019 14:30:49 Eastern Daylight Time

Name: 7-190724A05, Date: 24-Jul-2019, Time: 18:44:14, ID: H7-19-CCV-LOD-0017, Description: 1613B-LOD-011, Vial: Tray1:6

Total-Heptafurans

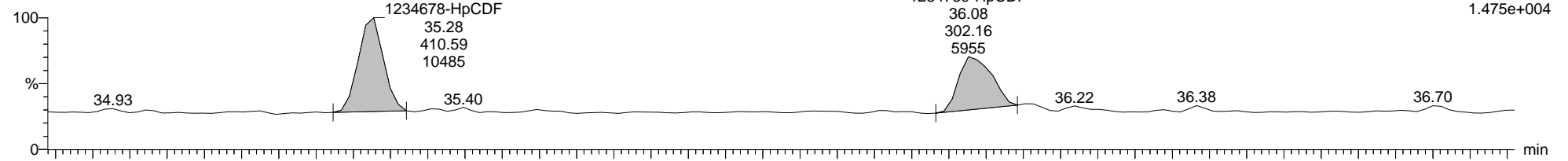
7-190724A05 Smooth(SG,1x1)

1613B-LOD-011 H7-19-CCV-LOD-0017



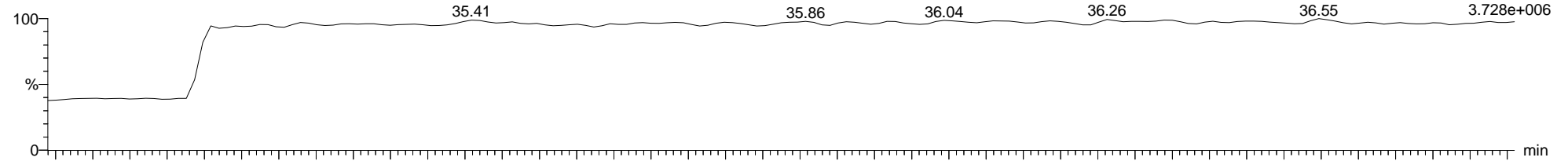
7-190724A05 Smooth(SG,1x1)

1613B-LOD-011 H7-19-CCV-LOD-0017



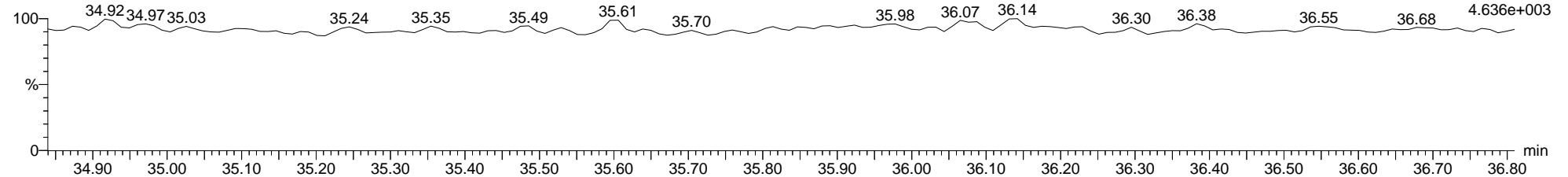
7-190724A05 Smooth(SG,1x1)

1613B-LOD-011 H7-19-CCV-LOD-0017



7-190724A05 Smooth(SG,1x1)

1613B-LOD-011 H7-19-CCV-LOD-0017



Quantify Sample Report MassLynx MassLynx V4.1 SCN 901

Dataset: C:\MassLynx\Dioxin.PRO\Result Files\7-190724A-ICAL_M23_QC.qld

Last Altered: Thursday, July 25, 2019 09:33:09 Eastern Daylight Time

Printed: Friday, August 30, 2019 14:30:49 Eastern Daylight Time

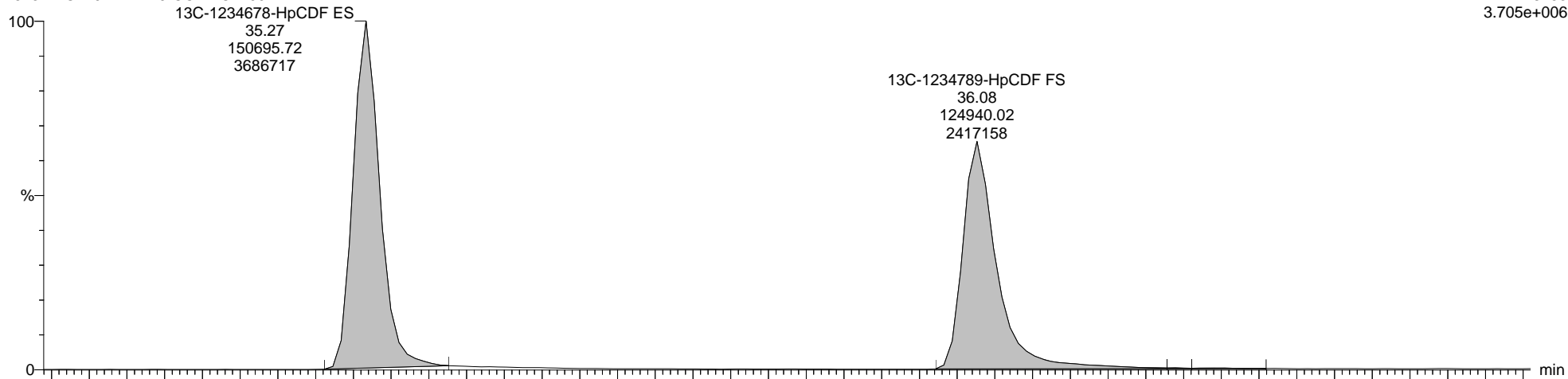
Name: 7-190724A05, Date: 24-Jul-2019, Time: 18:44:14, ID: H7-19-CCV-LOD-0017, Description: 1613B-LOD-011, Vial: Tray1:6

13C-1234678-HpCDF ES

7-190724A05 Smooth(SG,1x1)

1613B-LOD-011 H7-19-CCV-LOD-0017

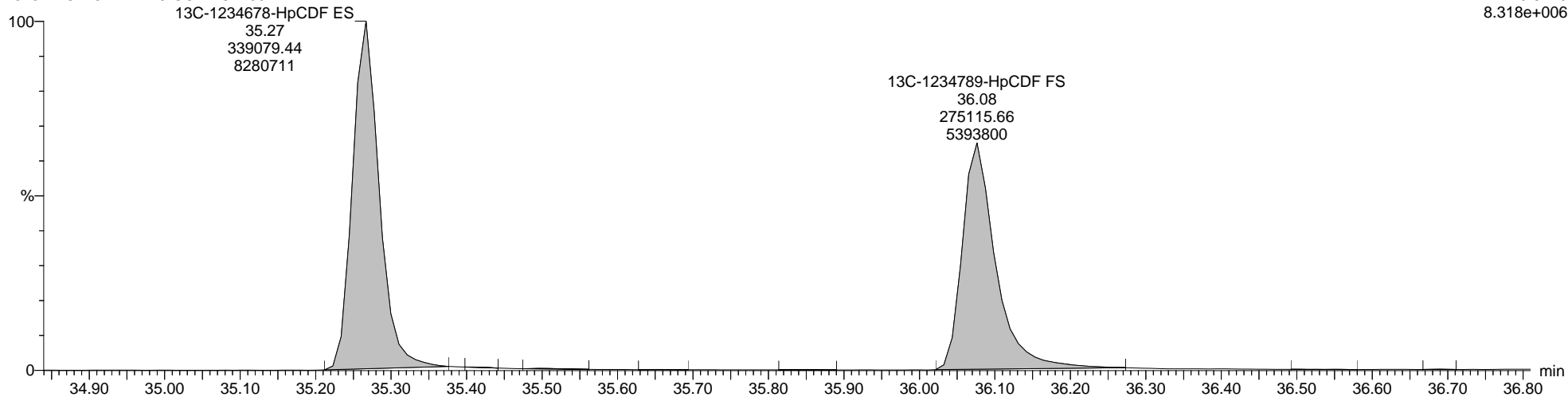
F4:Voltage SIR,EI+
417.8253
3.705e+006



7-190724A05 Smooth(SG,1x1)

1613B-LOD-011 H7-19-CCV-LOD-0017

F4:Voltage SIR,EI+
419.8220
8.318e+006



Quantify Sample Report MassLynx MassLynx V4.1 SCN 901

Dataset: C:\MassLynx\Dioxin.PRO\Result Files\7-190724A-ICAL_M23_QC.qld

Last Altered: Thursday, July 25, 2019 09:33:09 Eastern Daylight Time

Printed: Friday, August 30, 2019 14:30:49 Eastern Daylight Time

Name: 7-190724A05, Date: 24-Jul-2019, Time: 18:44:14, ID: H7-19-CCV-LOD-0017, Description: 1613B-LOD-011, Vial: Tray1:6

Totals-OCDF

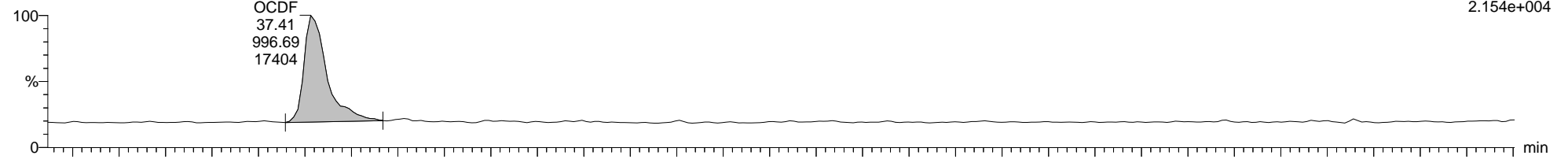
7-190724A05 Smooth(SG,1x1)

1613B-LOD-011 H7-19-CCV-LOD-0017

F5:Voltage SIR,EI+

441.7428

2.154e+004



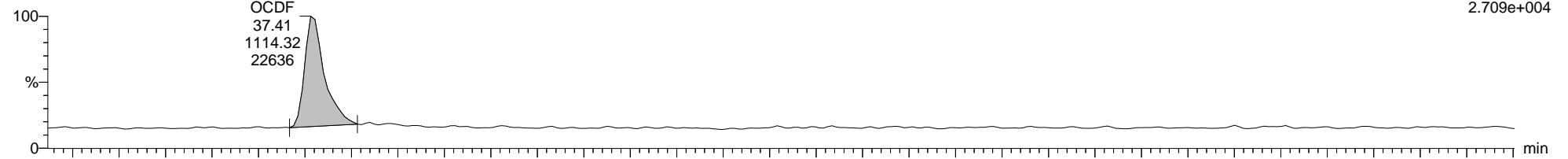
7-190724A05 Smooth(SG,1x1)

1613B-LOD-011 H7-19-CCV-LOD-0017

F5:Voltage SIR,EI+

443.7398

2.709e+004



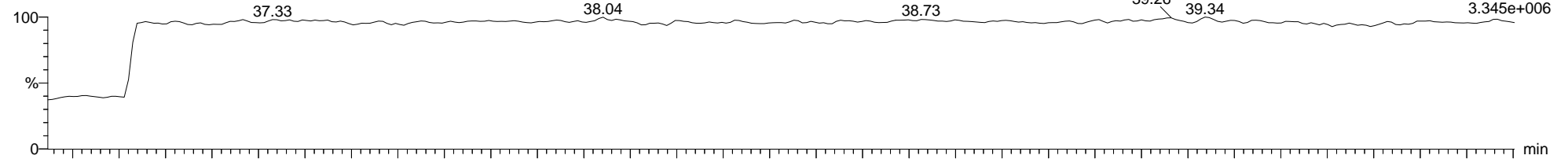
7-190724A05 Smooth(SG,1x1)

1613B-LOD-011 H7-19-CCV-LOD-0017

F5:Voltage SIR,EI+

454.9728

3.345e+006



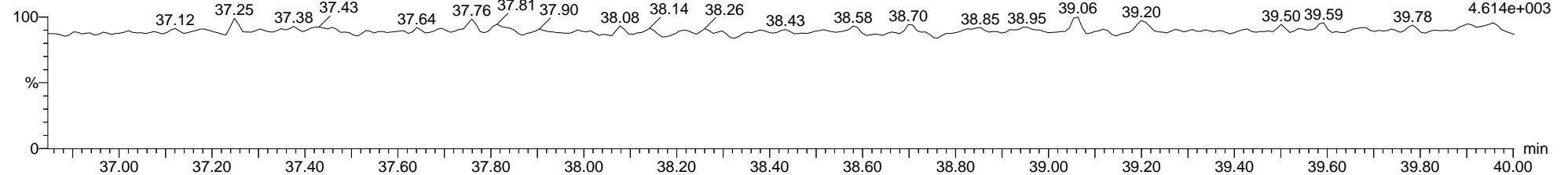
7-190724A05 Smooth(SG,1x1)

1613B-LOD-011 H7-19-CCV-LOD-0017

F5:Voltage SIR,EI+

513.6775

4.614e+003



Dataset: C:\MassLynx\Dioxin.PRO\Result Files\7-190724A-ICAL_M23_QC.qld

Last Altered: Thursday, July 25, 2019 09:33:09 Eastern Daylight Time


Printed: Friday, August 30, 2019 14:30:49 Eastern Daylight Time

Name: 7-190724A08, Date: 24-Jul-2019, Time: 20:50:29, ID: H7-19-CCV-RS1-0017, Description: 1613B-RS1-011, Vial: Tray1:9

2378-TCDD

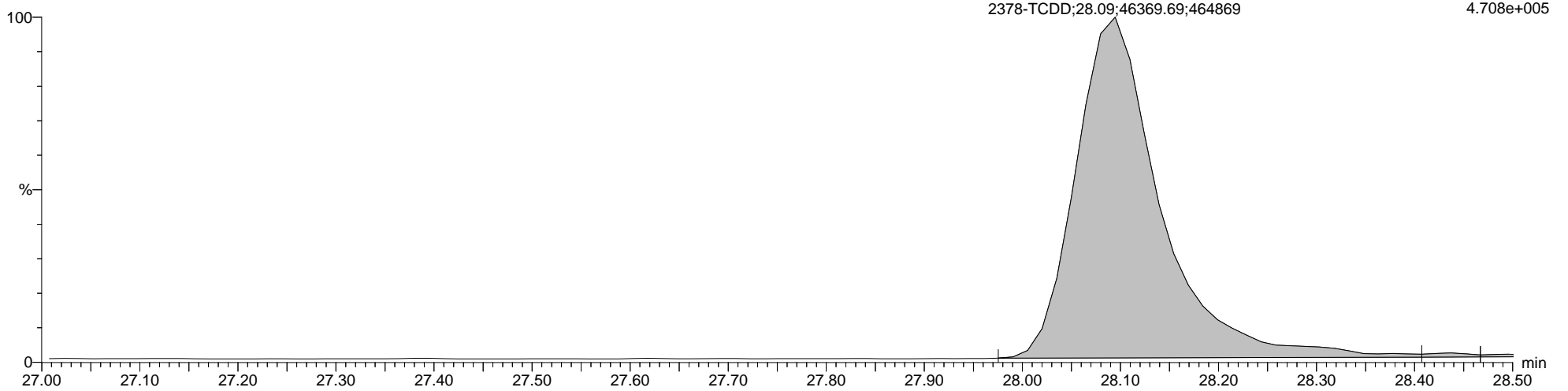
7-190724A08 Smooth(SG,1x1)
1613B-RS1-011 H7-19-CCV-RS1-0017

F1:Voltage SIR,EI+
319.8965
3.627e+005



7-190724A08 Smooth(SG,1x1)
1613B-RS1-011 H7-19-CCV-RS1-0017

F1:Voltage SIR,EI+
321.8936
4.708e+005



Quantify Sample Report MassLynx MassLynx V4.1 SCN 901

Dataset: C:\MassLynx\Dioxin.PRO\Result Files\7-190724A-ICAL_M23_QC.qld

Last Altered: Thursday, July 25, 2019 09:33:09 Eastern Daylight Time


Printed: Friday, August 30, 2019 14:30:49 Eastern Daylight Time

Name: 7-190724A08, Date: 24-Jul-2019, Time: 20:50:29, ID: H7-19-CCV-RS1-0017, Description: 1613B-RS1-011, Vial: Tray1:9

Total-Tetradoxins


7-190724A08 Smooth(SG,1x1)
1613B-RS1-011 H7-19-CCV-RS1-0017

F1:Voltage SIR,EI+
319.8965
3.627e+005



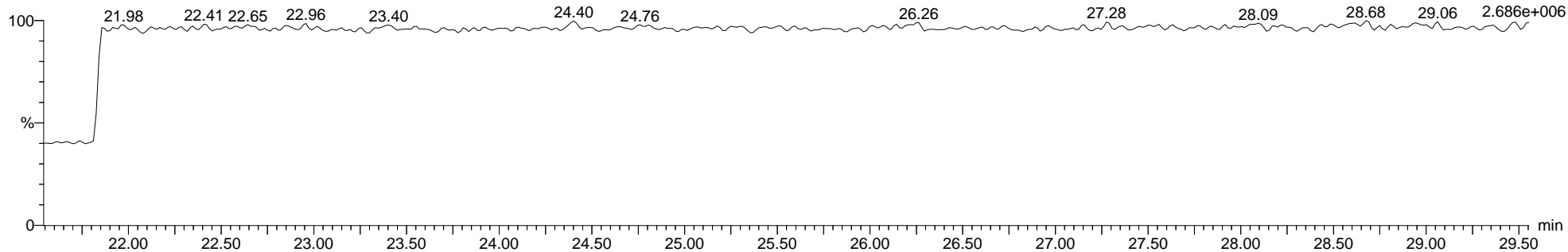
7-190724A08 Smooth(SG,1x1)
1613B-RS1-011 H7-19-CCV-RS1-0017

F1:Voltage SIR,EI+
321.8936
4.708e+005



7-190724A08 Smooth(SG,1x1)
1613B-RS1-011 H7-19-CCV-RS1-0017

F1:Voltage SIR,EI+
316.9824
2.686e+006



Dataset: C:\MassLynx\Dioxin.PRO\Result Files\7-190724A-ICAL_M23_QC.qld

Last Altered: Thursday, July 25, 2019 09:33:09 Eastern Daylight Time


Printed: Friday, August 30, 2019 14:30:49 Eastern Daylight Time

Name: 7-190724A08, Date: 24-Jul-2019, Time: 20:50:29, ID: H7-19-CCV-RS1-0017, Description: 1613B-RS1-011, Vial: Tray1:9

13C-2378-TCDD ES

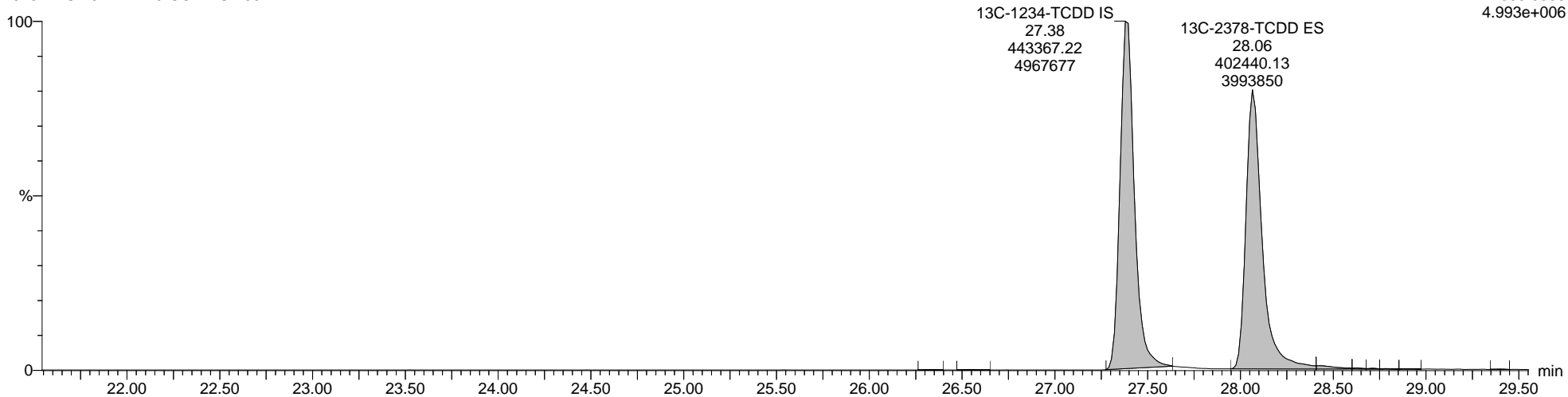
7-190724A08 Smooth(SG,1x1)
1613B-RS1-011 H7-19-CCV-RS1-0017

F1:Voltage SIR,EI+
331.9368
3.947e+006



7-190724A08 Smooth(SG,1x1)
1613B-RS1-011 H7-19-CCV-RS1-0017

F1:Voltage SIR,EI+
333.9339
4.993e+006



Quantify Sample Report MassLynx MassLynx V4.1 SCN 901

Dataset: C:\MassLynx\Dioxin.PRO\Result Files\7-190724A-ICAL_M23_QC.qld

Last Altered: Thursday, July 25, 2019 09:33:09 Eastern Daylight Time


Printed: Friday, August 30, 2019 14:30:49 Eastern Daylight Time

Name: 7-190724A08, Date: 24-Jul-2019, Time: 20:50:29, ID: H7-19-CCV-RS1-0017, Description: 1613B-RS1-011, Vial: Tray1:9

Totals-37Cl-2378-TCDD

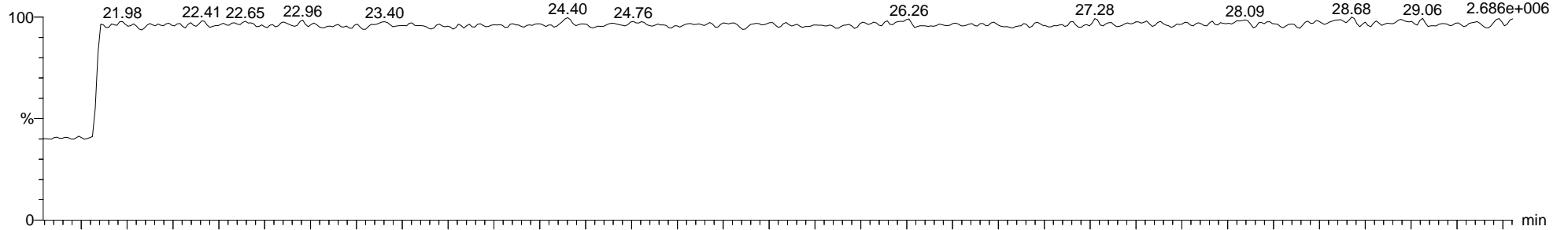
7-190724A08 Smooth(SG,1x1)
1613B-RS1-011 H7-19-CCV-RS1-0017

F1:Voltage SIR,EI+
327.8847
8.231e+005



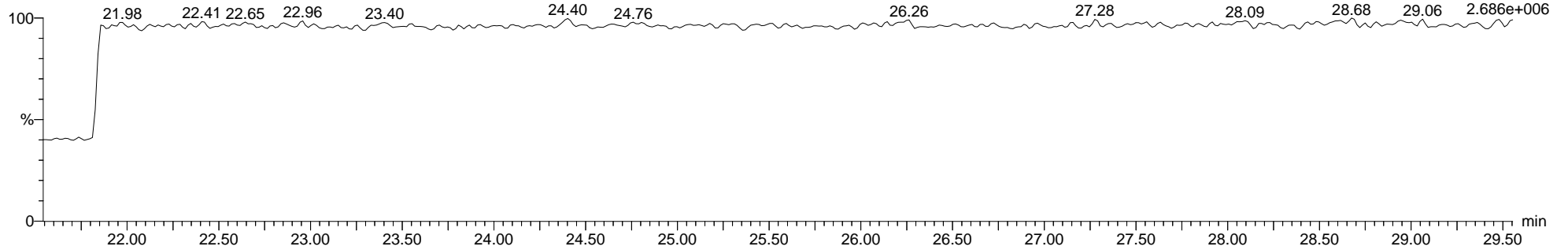
7-190724A08 Smooth(SG,1x1)
1613B-RS1-011 H7-19-CCV-RS1-0017

F1:Voltage SIR,EI+
316.9824
2.686e+006



7-190724A08 Smooth(SG,1x1)
1613B-RS1-011 H7-19-CCV-RS1-0017

F1:Voltage SIR,EI+
316.9824
2.686e+006



Quantify Sample Report MassLynx MassLynx V4.1 SCN 901

Dataset: C:\MassLynx\Dioxin.PRO\Result Files\7-190724A-ICAL_M23_QC.qld

Last Altered: Thursday, July 25, 2019 09:33:09 Eastern Daylight Time


Printed: Friday, August 30, 2019 14:30:49 Eastern Daylight Time

Name: 7-190724A08, Date: 24-Jul-2019, Time: 20:50:29, ID: H7-19-CCV-RS1-0017, Description: 1613B-RS1-011, Vial: Tray1:9

Total-Pentadioxins


7-190724A08 Smooth(SG,1x1)
1613B-RS1-011 H7-19-CCV-RS1-0017

F2:Voltage SIR,EI+
355.8546
3.722e+006



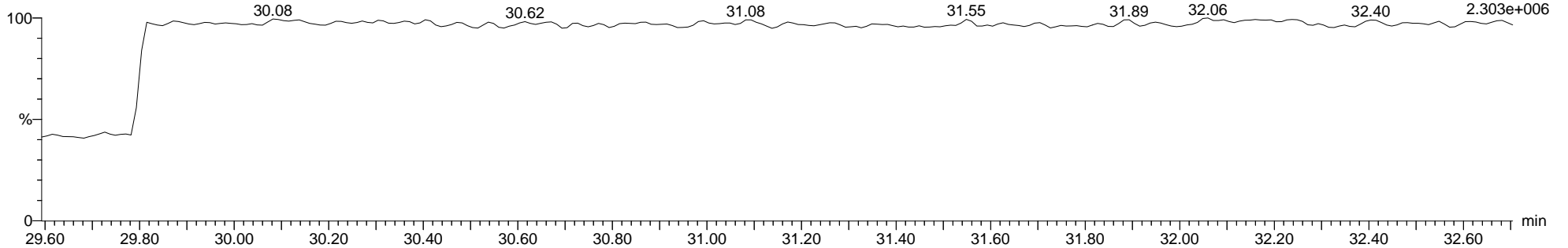
7-190724A08 Smooth(SG,1x1)
1613B-RS1-011 H7-19-CCV-RS1-0017

F2:Voltage SIR,EI+
353.8576
2.277e+006



7-190724A08 Smooth(SG,1x1)
1613B-RS1-011 H7-19-CCV-RS1-0017

F2:Voltage SIR,EI+
366.9792
2.303e+006



Dataset: C:\MassLynx\Dioxin.PRO\Result Files\7-190724A-ICAL_M23_QC.qld

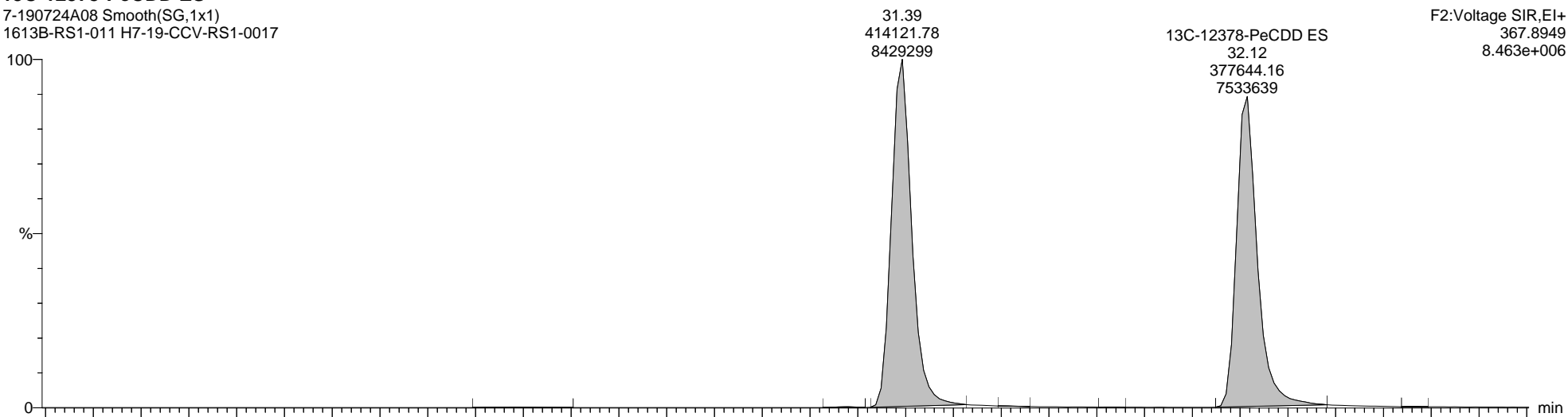
Last Altered: Thursday, July 25, 2019 09:33:09 Eastern Daylight Time

Printed: Friday, August 30, 2019 14:30:49 Eastern Daylight Time

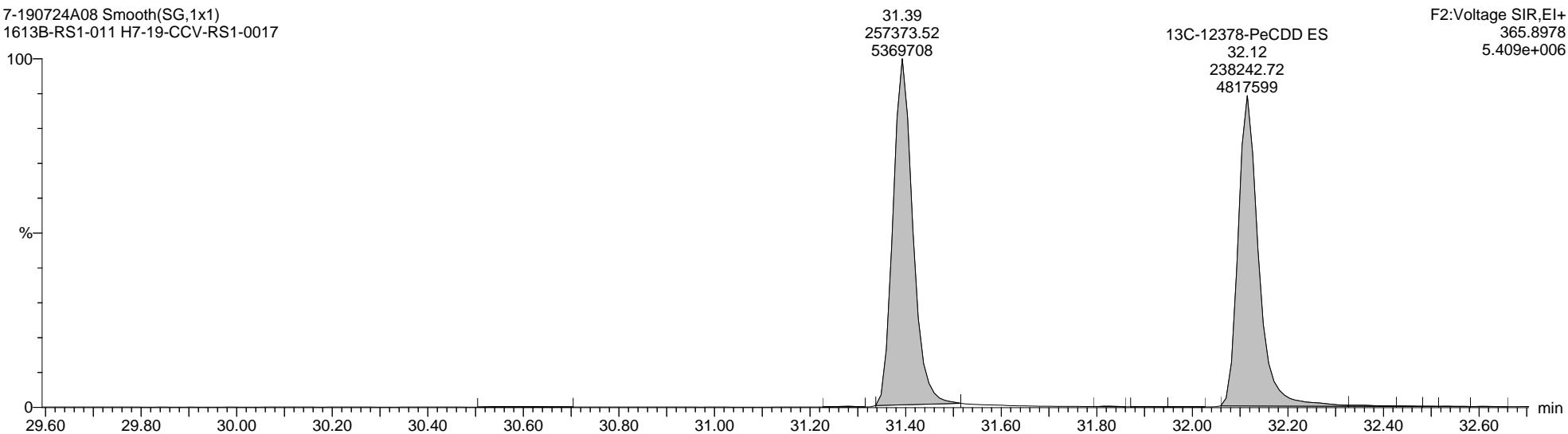
Name: 7-190724A08, Date: 24-Jul-2019, Time: 20:50:29, ID: H7-19-CCV-RS1-0017, Description: 1613B-RS1-011, Vial: Tray1:9

13C-12378-PeCDD ES

7-190724A08 Smooth(SG,1x1)
1613B-RS1-011 H7-19-CCV-RS1-0017



7-190724A08 Smooth(SG,1x1)
1613B-RS1-011 H7-19-CCV-RS1-0017



Quantify Sample Report MassLynx MassLynx V4.1 SCN 901

Dataset: C:\MassLynx\Dioxin.PRO\Result Files\7-190724A-ICAL_M23_QC.qld

Last Altered: Thursday, July 25, 2019 09:33:09 Eastern Daylight Time


Printed: Friday, August 30, 2019 14:30:49 Eastern Daylight Time

Name: 7-190724A08, Date: 24-Jul-2019, Time: 20:50:29, ID: H7-19-CCV-RS1-0017, Description: 1613B-RS1-011, Vial: Tray1:9

Total-Hexadioxins


7-190724A08 Smooth(SG,1x1)
1613B-RS1-011 H7-19-CCV-RS1-0017

F3:Voltage SIR,EI+
389.8157
4.549e+006



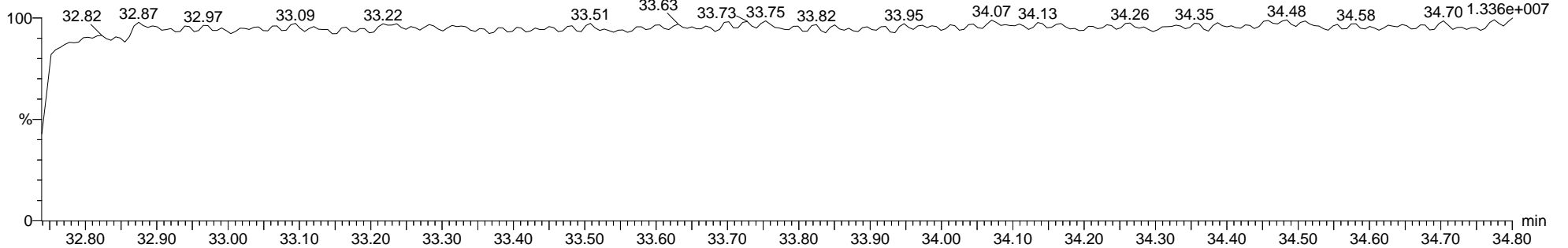
7-190724A08 Smooth(SG,1x1)
1613B-RS1-011 H7-19-CCV-RS1-0017

F3:Voltage SIR,EI+
391.8127
3.618e+006



7-190724A08 Smooth(SG,1x1)
1613B-RS1-011 H7-19-CCV-RS1-0017

F3:Voltage SIR,EI+
380.9760
1.336e+007



Quantify Sample Report

MassLynx MassLynx V4.1 SCN 901

Dataset: C:\MassLynx\Dioxin.PRO\Result Files\7-190724A-ICAL_M23_QC.qld

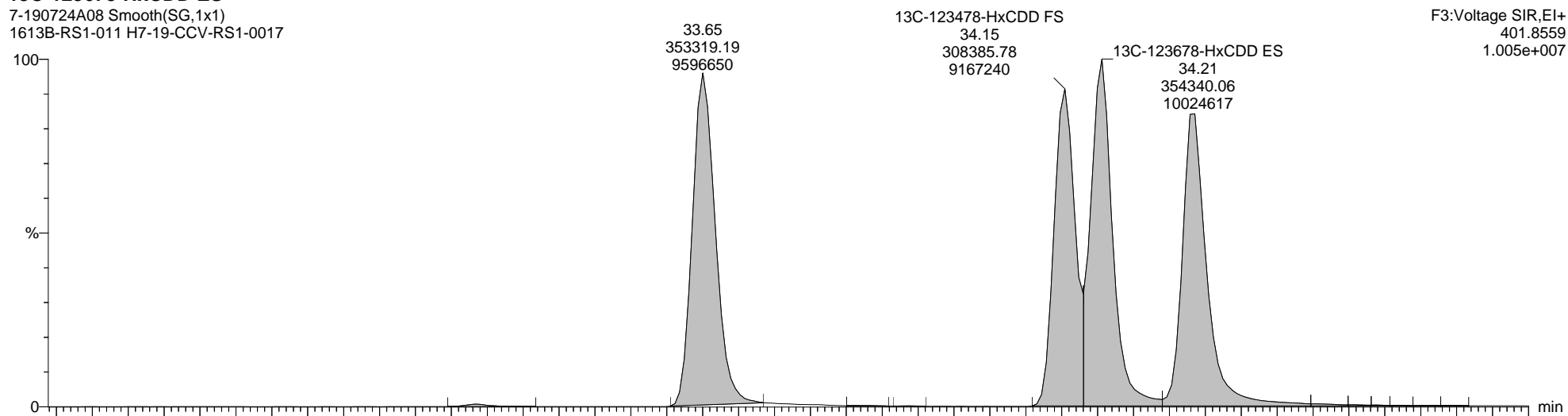
Last Altered: Thursday, July 25, 2019 09:33:09 Eastern Daylight Time

Printed: Friday, August 30, 2019 14:30:49 Eastern Daylight Time

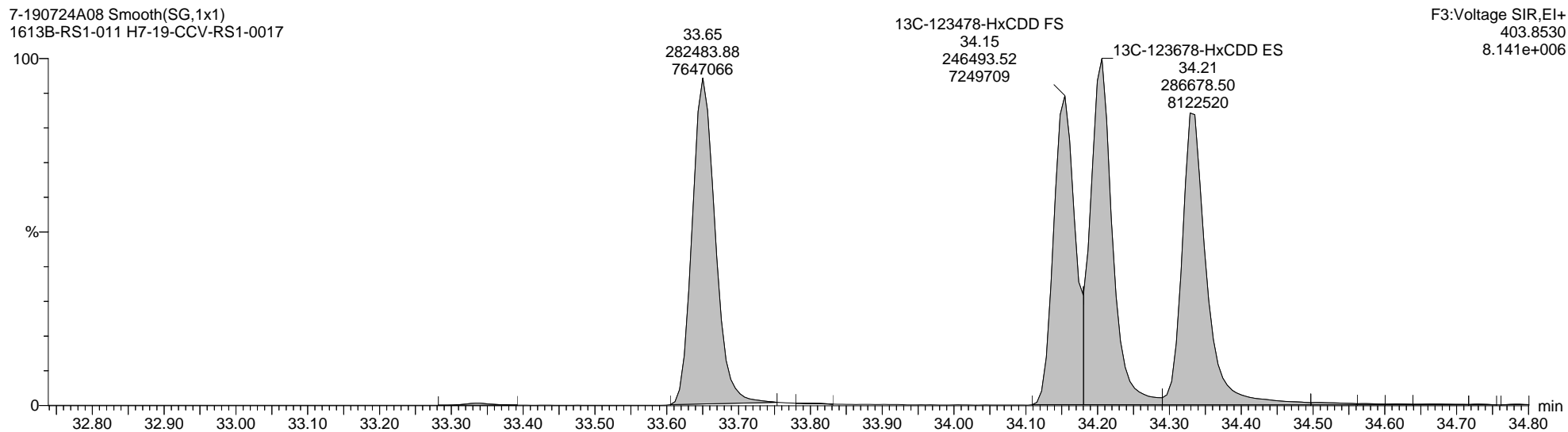
Name: 7-190724A08, Date: 24-Jul-2019, Time: 20:50:29, ID: H7-19-CCV-RS1-0017, Description: 1613B-RS1-011, Vial: Tray1:9

13C-123678-HxCDD ES

7-190724A08 Smooth(SG,1x1)
1613B-RS1-011 H7-19-CCV-RS1-0017



7-190724A08 Smooth(SG,1x1)
1613B-RS1-011 H7-19-CCV-RS1-0017



Quantify Sample Report MassLynx MassLynx V4.1 SCN 901

Dataset: C:\MassLynx\Dioxin.PRO\Result Files\7-190724A-ICAL_M23_QC.qld

Last Altered: Thursday, July 25, 2019 09:33:09 Eastern Daylight Time

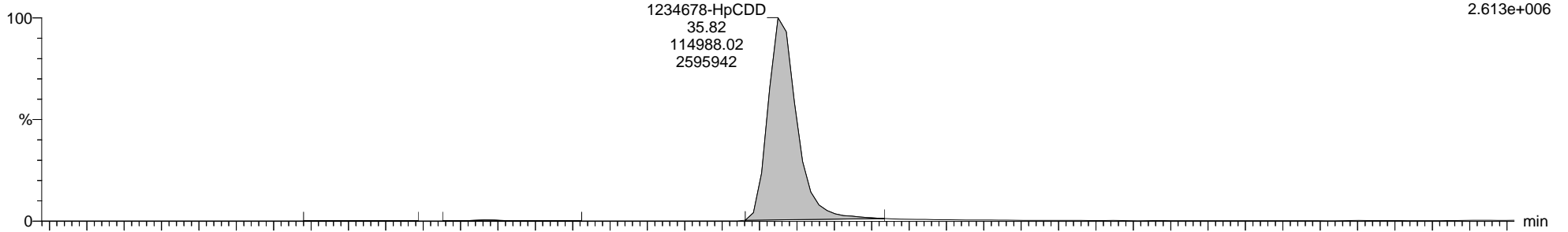
Printed: Friday, August 30, 2019 14:30:49 Eastern Daylight Time

Name: 7-190724A08, Date: 24-Jul-2019, Time: 20:50:29, ID: H7-19-CCV-RS1-0017, Description: 1613B-RS1-011, Vial: Tray1:9

Total-Heptadioxins

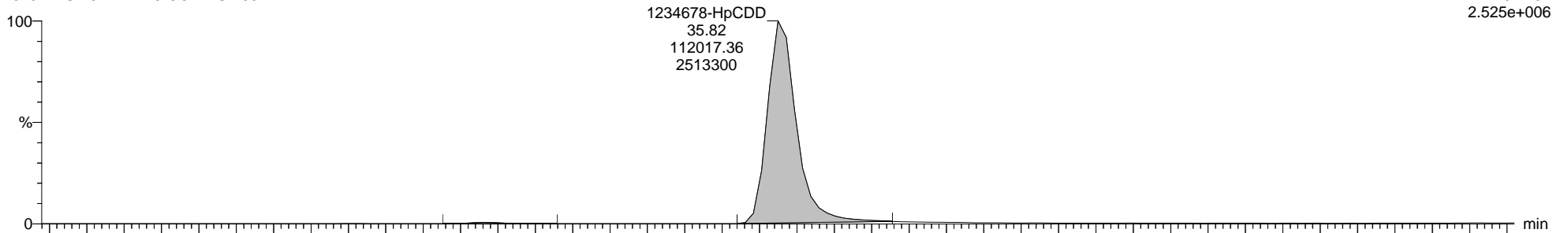
7-190724A08 Smooth(SG,1x1)
1613B-RS1-011 H7-19-CCV-RS1-0017

F4:Voltage SIR,EI+
423.7766
2.613e+006



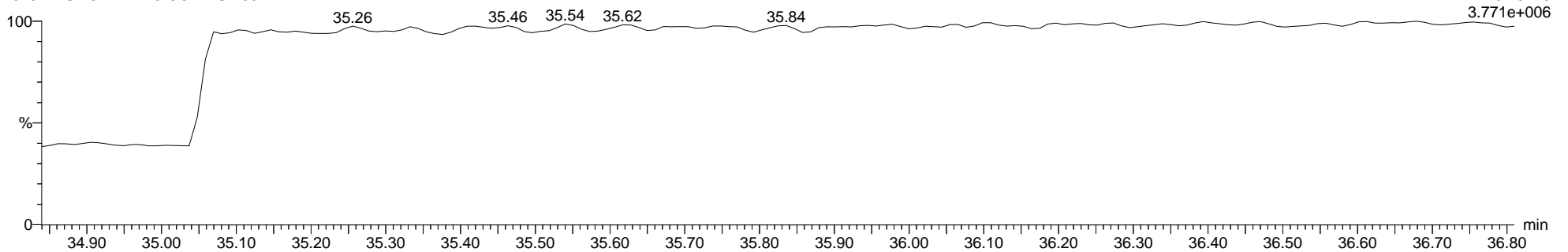
7-190724A08 Smooth(SG,1x1)
1613B-RS1-011 H7-19-CCV-RS1-0017

F4:Voltage SIR,EI+
425.7737
2.525e+006



7-190724A08 Smooth(SG,1x1)
1613B-RS1-011 H7-19-CCV-RS1-0017

F4:Voltage SIR,EI+
454.9728
3.771e+006



Dataset: C:\MassLynx\Dioxin.PRO\Result Files\7-190724A-ICAL_M23_QC.qld

Last Altered: Thursday, July 25, 2019 09:33:09 Eastern Daylight Time

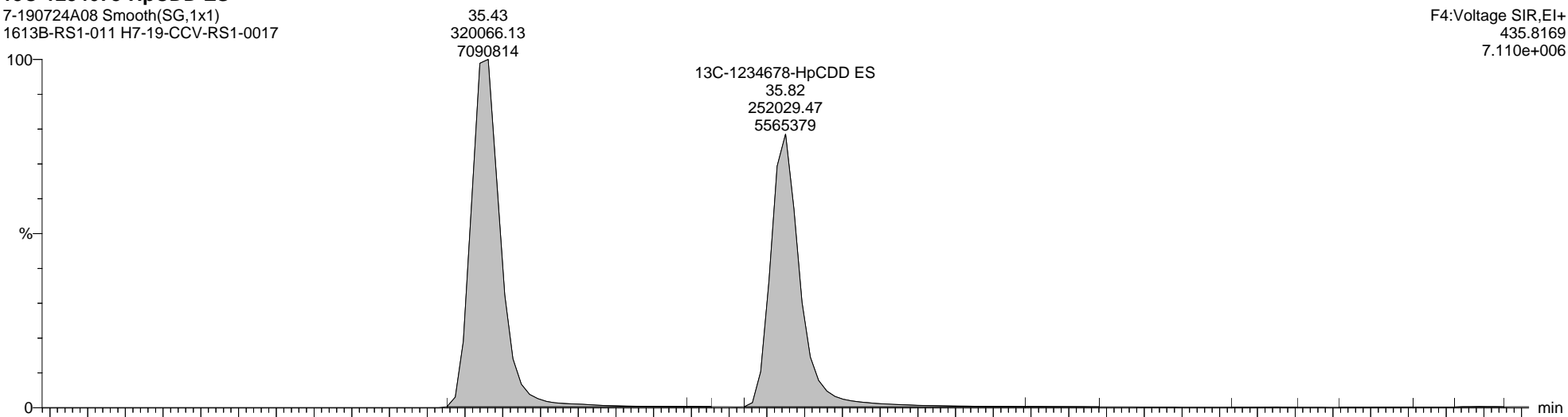
Printed: Friday, August 30, 2019 14:30:49 Eastern Daylight Time

Name: 7-190724A08, Date: 24-Jul-2019, Time: 20:50:29, ID: H7-19-CCV-RS1-0017, Description: 1613B-RS1-011, Vial: Tray1:9

13C-1234678-HpCDD ES

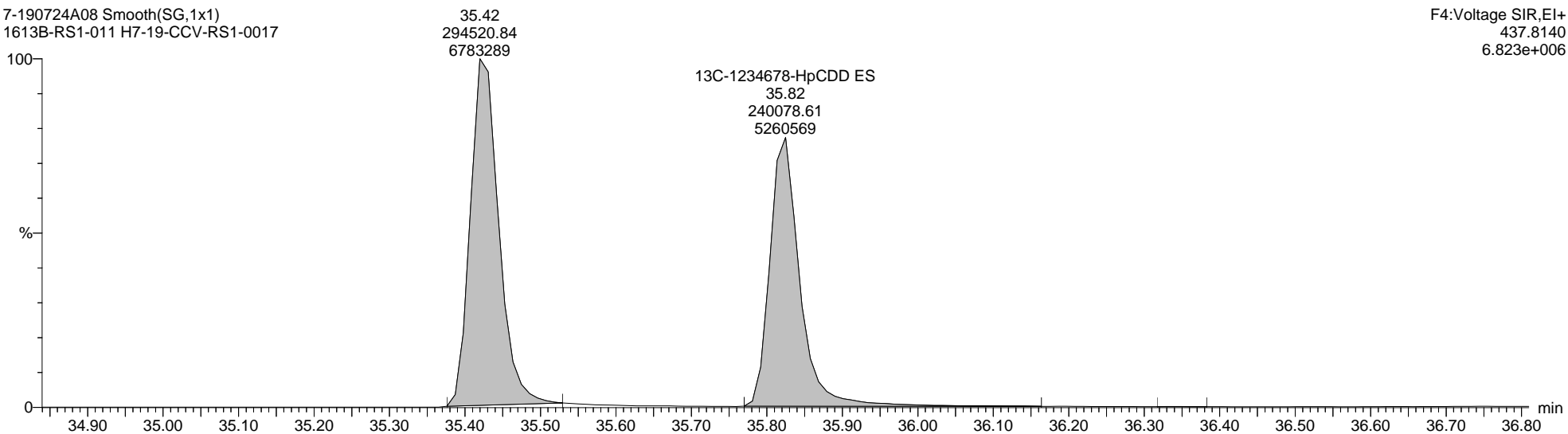
7-190724A08 Smooth(SG,1x1)
1613B-RS1-011 H7-19-CCV-RS1-0017

F4:Voltage SIR,EI+
435.8169
7.110e+006



7-190724A08 Smooth(SG,1x1)
1613B-RS1-011 H7-19-CCV-RS1-0017

F4:Voltage SIR,EI+
437.8140
6.823e+006



Quantify Sample Report MassLynx MassLynx V4.1 SCN 901

Dataset: C:\MassLynx\Dioxin.PRO\Result Files\7-190724A-ICAL_M23_QC.qld

Last Altered: Thursday, July 25, 2019 09:33:09 Eastern Daylight Time


Printed: Friday, August 30, 2019 14:30:49 Eastern Daylight Time

Name: 7-190724A08, Date: 24-Jul-2019, Time: 20:50:29, ID: H7-19-CCV-RS1-0017, Description: 1613B-RS1-011, Vial: Tray1:9

Total-OCDD


7-190724A08 Smooth(SG,1x1)
1613B-RS1-011 H7-19-CCV-RS1-0017

F5:Voltage SIR,EI+
457.7377
3.034e+006



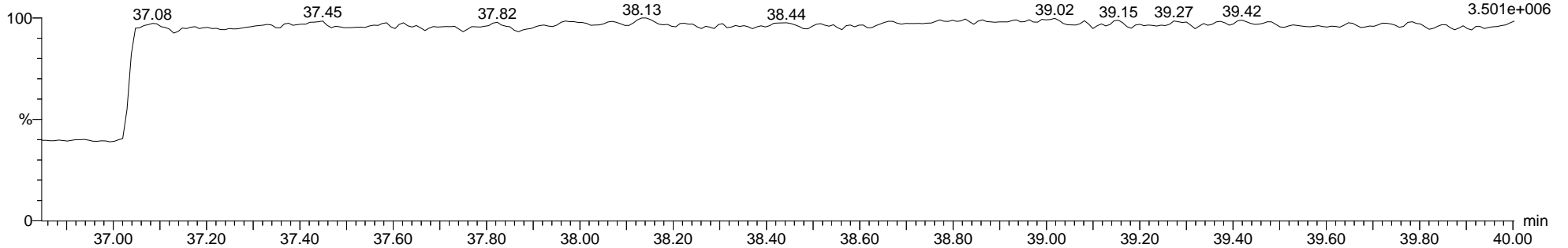
7-190724A08 Smooth(SG,1x1)
1613B-RS1-011 H7-19-CCV-RS1-0017

F5:Voltage SIR,EI+
459.7348
3.463e+006



7-190724A08 Smooth(SG,1x1)
1613B-RS1-011 H7-19-CCV-RS1-0017

F5:Voltage SIR,EI+
454.9728
3.501e+006



Quantify Sample Report MassLynx MassLynx V4.1 SCN 901

Dataset: C:\MassLynx\Dioxin.PRO\Result Files\7-190724A-ICAL_M23_QC.qld

Last Altered: Thursday, July 25, 2019 09:33:09 Eastern Daylight Time


Printed: Friday, August 30, 2019 14:30:49 Eastern Daylight Time

Name: 7-190724A08, Date: 24-Jul-2019, Time: 20:50:29, ID: H7-19-CCV-RS1-0017, Description: 1613B-RS1-011, Vial: Tray1:9

13C-OCDD ES

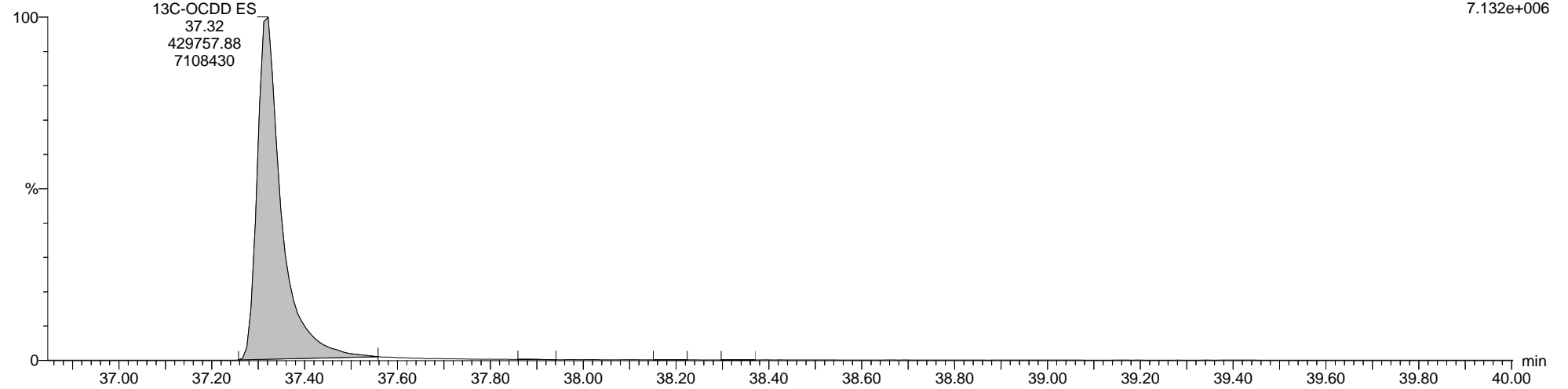
7-190724A08 Smooth(SG,1x1)
1613B-RS1-011 H7-19-CCV-RS1-0017

F5:Voltage SIR,EI+
469.7779
6.430e+006



7-190724A08 Smooth(SG,1x1)
1613B-RS1-011 H7-19-CCV-RS1-0017

F5:Voltage SIR,EI+
471.7750
7.132e+006



Quantify Sample Report MassLynx MassLynx V4.1 SCN 901

Dataset: C:\MassLynx\Dioxin.PRO\Result Files\7-190724A-ICAL_M23_QC.qld

Last Altered: Thursday, July 25, 2019 09:33:09 Eastern Daylight Time

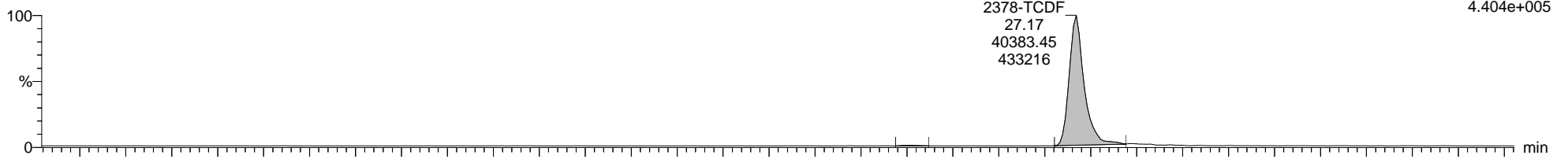
Printed: Friday, August 30, 2019 14:30:49 Eastern Daylight Time

Name: 7-190724A08, Date: 24-Jul-2019, Time: 20:50:29, ID: H7-19-CCV-RS1-0017, Description: 1613B-RS1-011, Vial: Tray1:9

Total-Tetrafurans

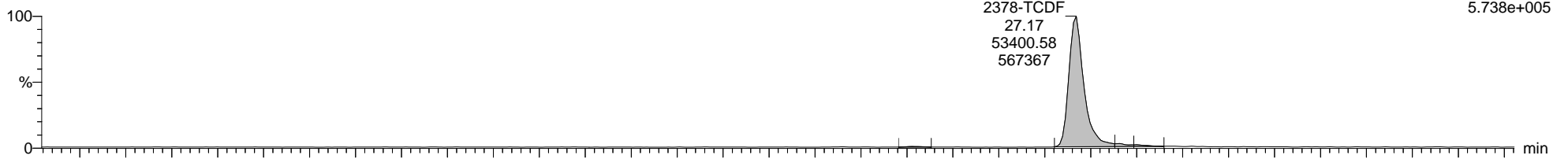
7-190724A08 Smooth(SG,1x1)
1613B-RS1-011 H7-19-CCV-RS1-0017

F1:Voltage SIR,EI+
303.9016
4.404e+005



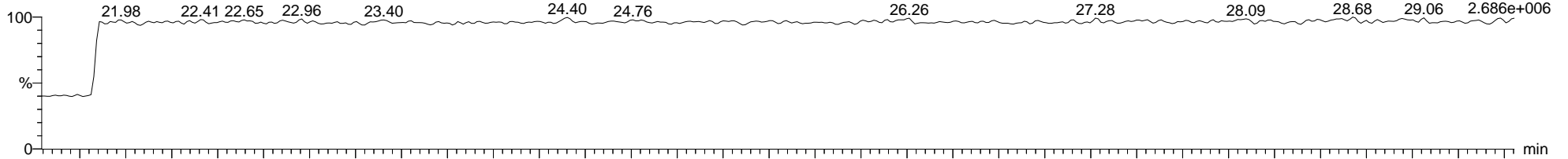
7-190724A08 Smooth(SG,1x1)
1613B-RS1-011 H7-19-CCV-RS1-0017

F1:Voltage SIR,EI+
305.8987
5.738e+005



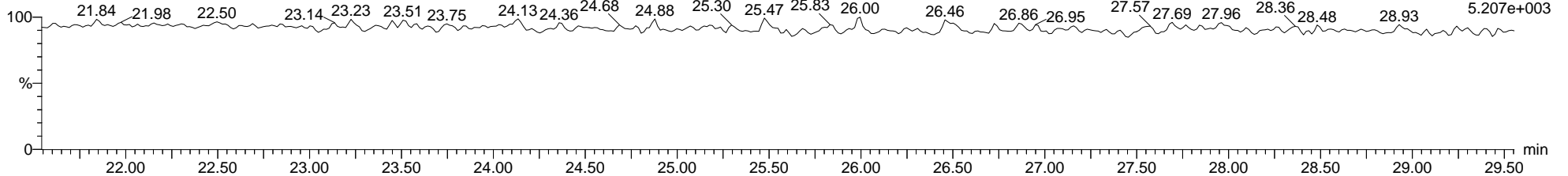
7-190724A08 Smooth(SG,1x1)
1613B-RS1-011 H7-19-CCV-RS1-0017

F1:Voltage SIR,EI+
316.9824
2.686e+006



7-190724A08 Smooth(SG,1x1)
1613B-RS1-011 H7-19-CCV-RS1-0017

F1:Voltage SIR,EI+
375.8364
5.207e+003



Dataset: C:\MassLynx\Dioxin.PRO\Result Files\7-190724A-ICAL_M23_QC.qld

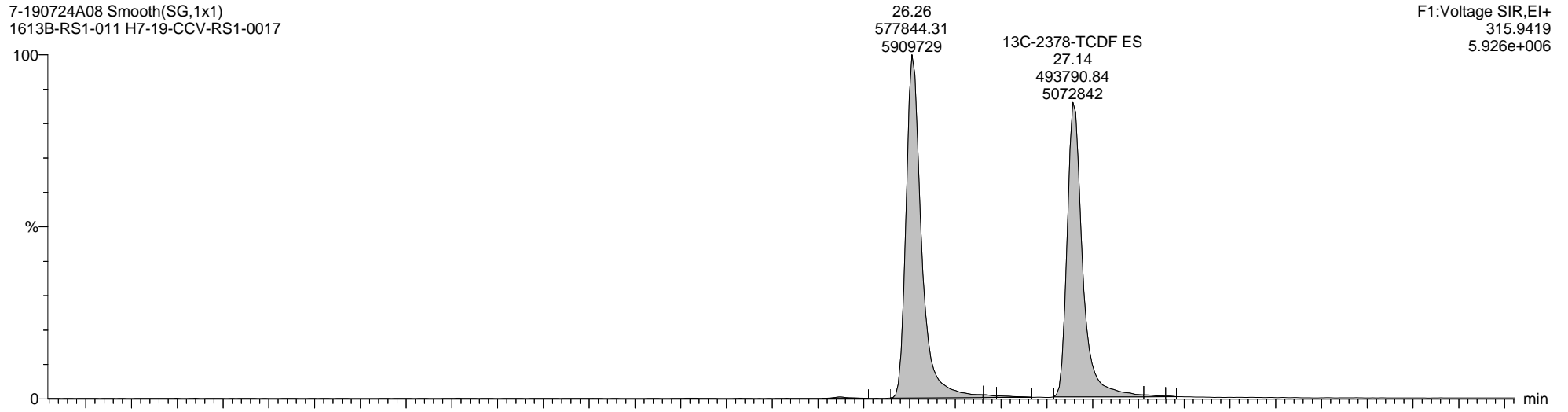
Last Altered: Thursday, July 25, 2019 09:33:09 Eastern Daylight Time

Printed: Friday, August 30, 2019 14:30:49 Eastern Daylight Time

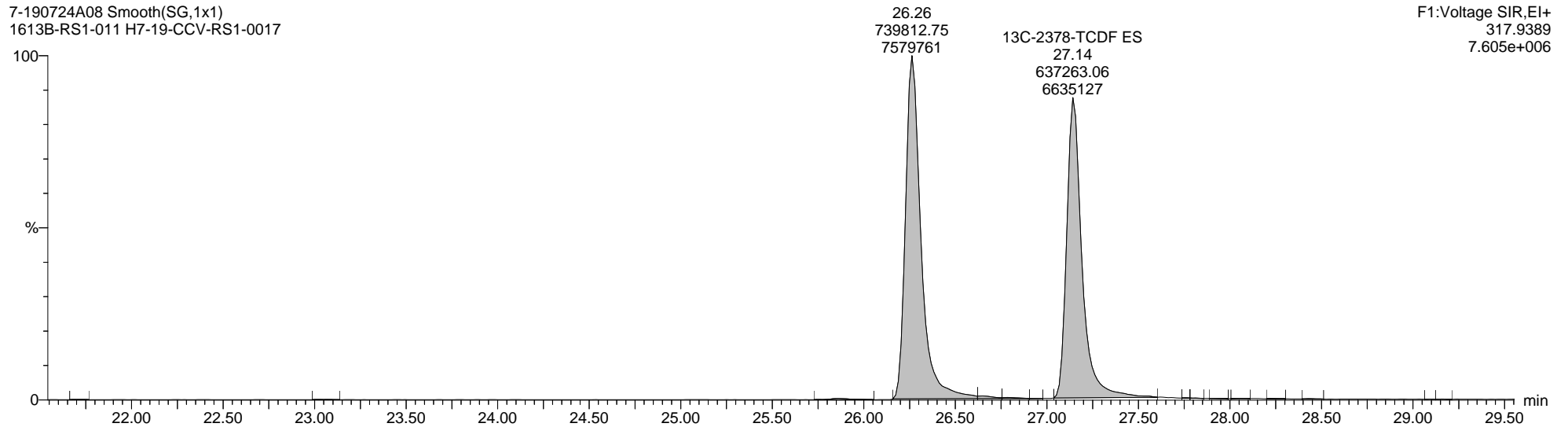
Name: 7-190724A08, Date: 24-Jul-2019, Time: 20:50:29, ID: H7-19-CCV-RS1-0017, Description: 1613B-RS1-011, Vial: Tray1:9

13C-2378-TCDF ES

7-190724A08 Smooth(SG,1x1)
1613B-RS1-011 H7-19-CCV-RS1-0017



7-190724A08 Smooth(SG,1x1)
1613B-RS1-011 H7-19-CCV-RS1-0017



Quantify Sample Report MassLynx MassLynx V4.1 SCN 901

Dataset: C:\MassLynx\Dioxin.PRO\Result Files\7-190724A-ICAL_M23_QC.qld

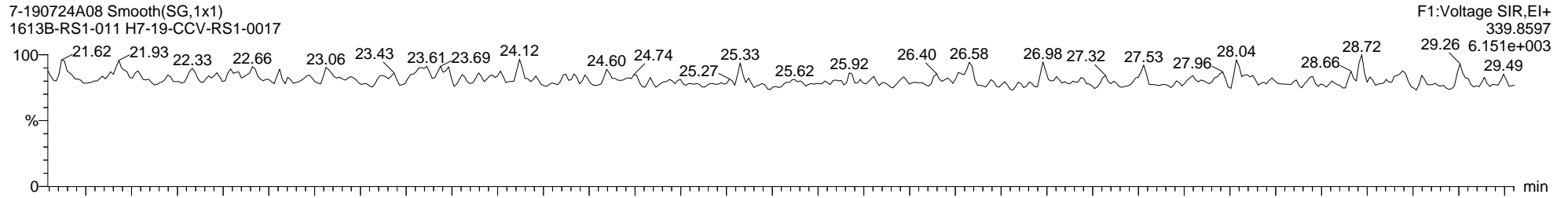
Last Altered: Thursday, July 25, 2019 09:33:09 Eastern Daylight Time

Printed: Friday, August 30, 2019 14:30:49 Eastern Daylight Time

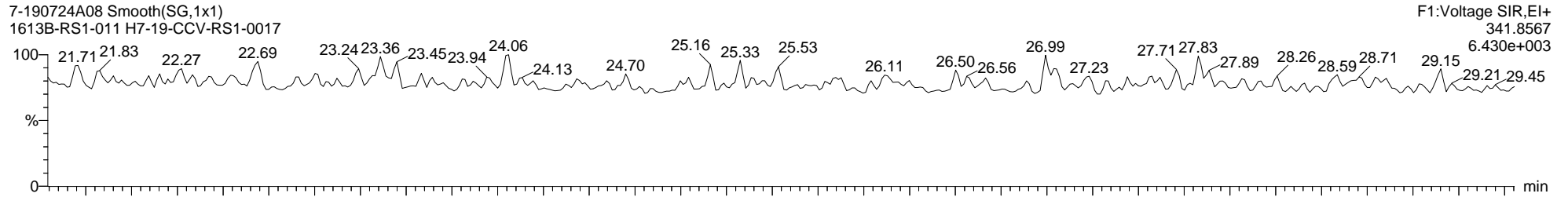
Name: 7-190724A08, Date: 24-Jul-2019, Time: 20:50:29, ID: H7-19-CCV-RS1-0017, Description: 1613B-RS1-011, Vial: Tray1:9

Total-PeCDF-F1

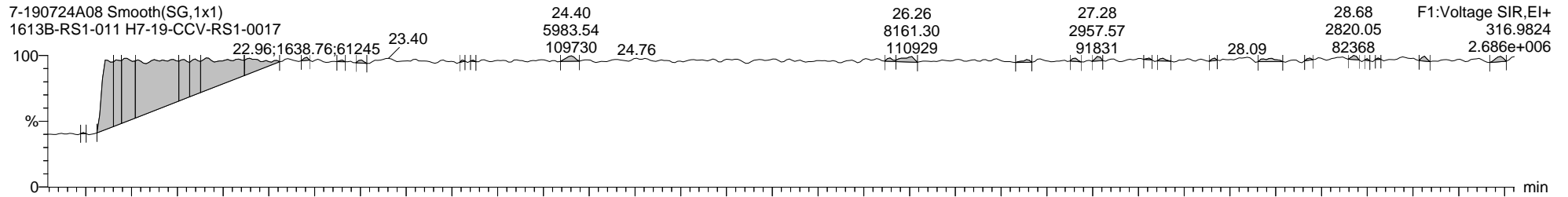
7-190724A08 Smooth(SG,1x1)
1613B-RS1-011 H7-19-CCV-RS1-0017



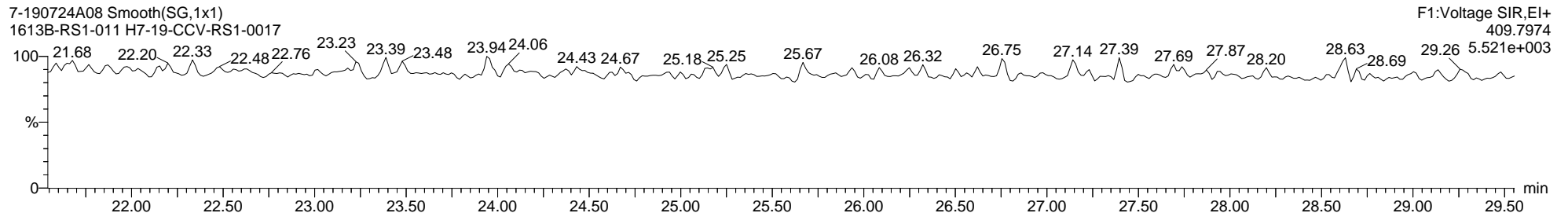
7-190724A08 Smooth(SG,1x1)
1613B-RS1-011 H7-19-CCV-RS1-0017



7-190724A08 Smooth(SG,1x1)
1613B-RS1-011 H7-19-CCV-RS1-0017



7-190724A08 Smooth(SG,1x1)
1613B-RS1-011 H7-19-CCV-RS1-0017



Quantify Sample Report MassLynx MassLynx V4.1 SCN 901

Dataset: C:\MassLynx\Dioxin.PRO\Result Files\7-190724A-ICAL_M23_QC.qld

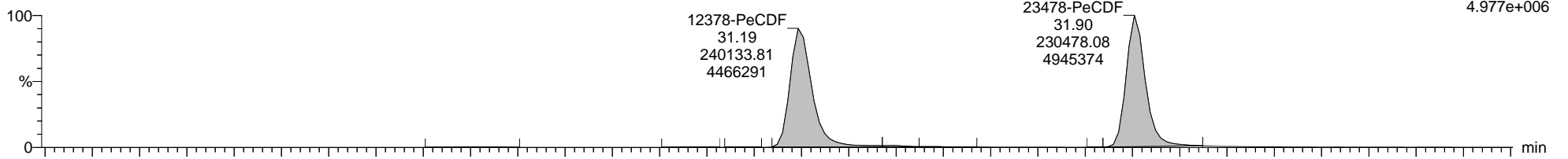
Last Altered: Thursday, July 25, 2019 09:33:09 Eastern Daylight Time
Printed: Friday, August 30, 2019 14:30:49 Eastern Daylight Time

Name: 7-190724A08, Date: 24-Jul-2019, Time: 20:50:29, ID: H7-19-CCV-RS1-0017, Description: 1613B-RS1-011, Vial: Tray1:9

Total-Pentafurans

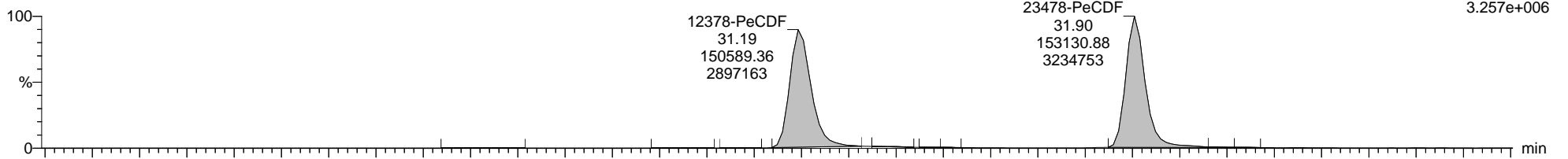
7-190724A08 Smooth(SG,1x1)
1613B-RS1-011 H7-19-CCV-RS1-0017

F2:Voltage SIR,EI+
339.8597
4.977e+006



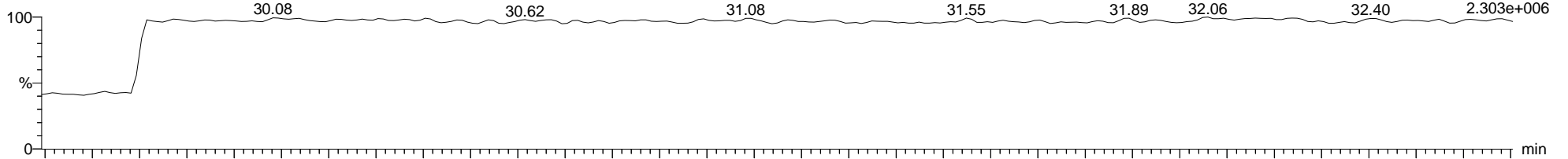
7-190724A08 Smooth(SG,1x1)
1613B-RS1-011 H7-19-CCV-RS1-0017

F2:Voltage SIR,EI+
341.8567
3.257e+006



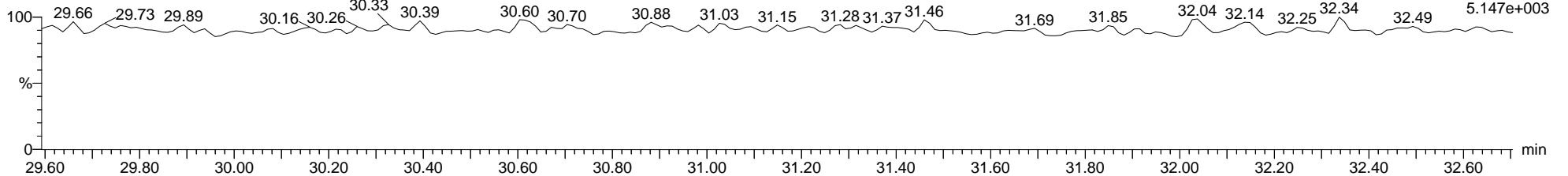
7-190724A08 Smooth(SG,1x1)
1613B-RS1-011 H7-19-CCV-RS1-0017

F2:Voltage SIR,EI+
366.9792
2.303e+006



7-190724A08 Smooth(SG,1x1)
1613B-RS1-011 H7-19-CCV-RS1-0017

F2:Voltage SIR,EI+
409.7974
5.147e+003



Quantify Sample Report MassLynx MassLynx V4.1 SCN 901

Dataset: C:\MassLynx\Dioxin.PRO\Result Files\7-190724A-ICAL_M23_QC.qld

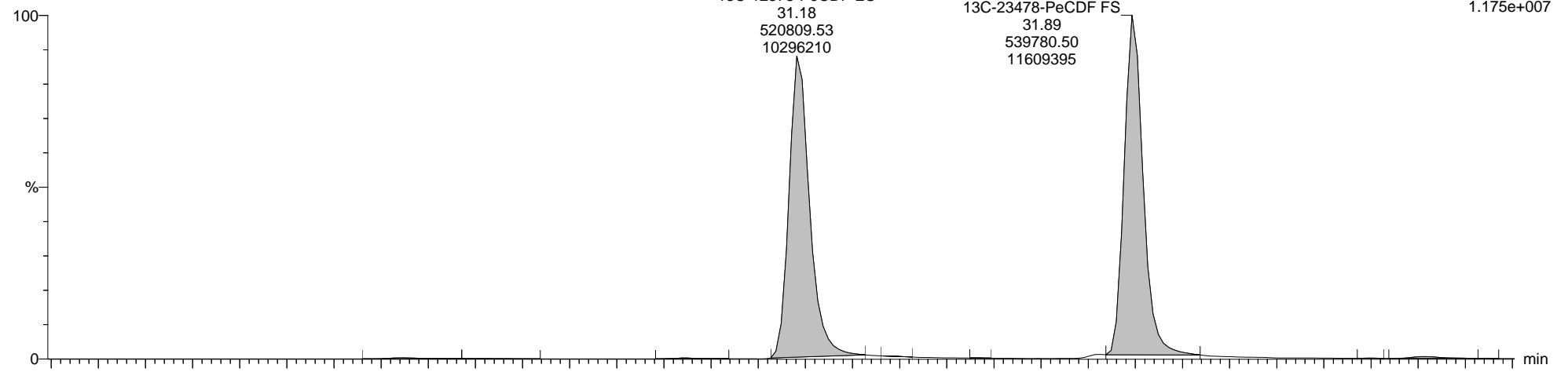
Last Altered: Thursday, July 25, 2019 09:33:09 Eastern Daylight Time

Printed: Friday, August 30, 2019 14:30:49 Eastern Daylight Time

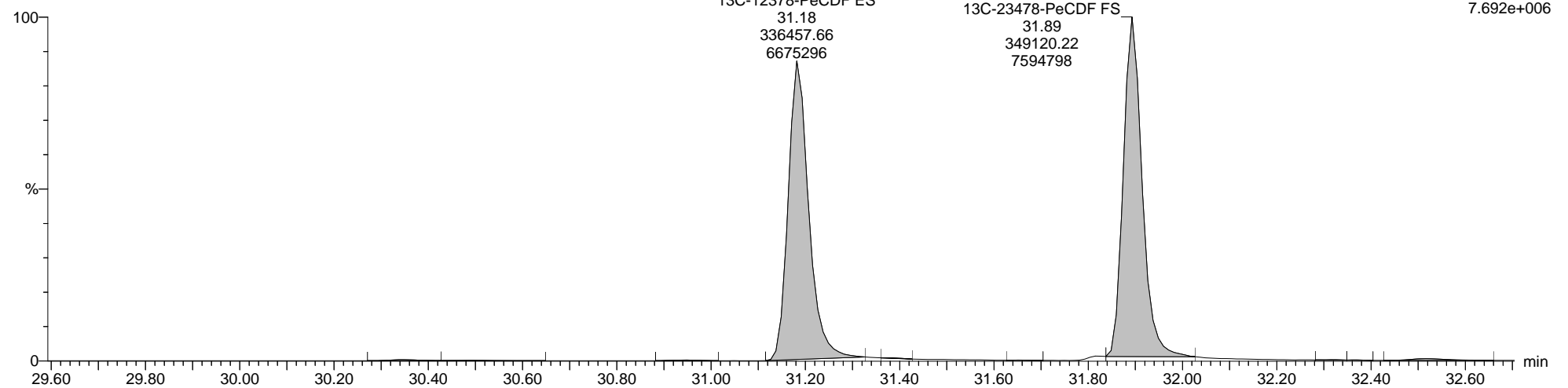
Name: 7-190724A08, Date: 24-Jul-2019, Time: 20:50:29, ID: H7-19-CCV-RS1-0017, Description: 1613B-RS1-011, Vial: Tray1:9

13C-12378-PeCDF ES

7-190724A08 Smooth(SG,1x1)
1613B-RS1-011 H7-19-CCV-RS1-0017



7-190724A08 Smooth(SG,1x1)
1613B-RS1-011 H7-19-CCV-RS1-0017



Quantify Sample Report MassLynx MassLynx V4.1 SCN 901

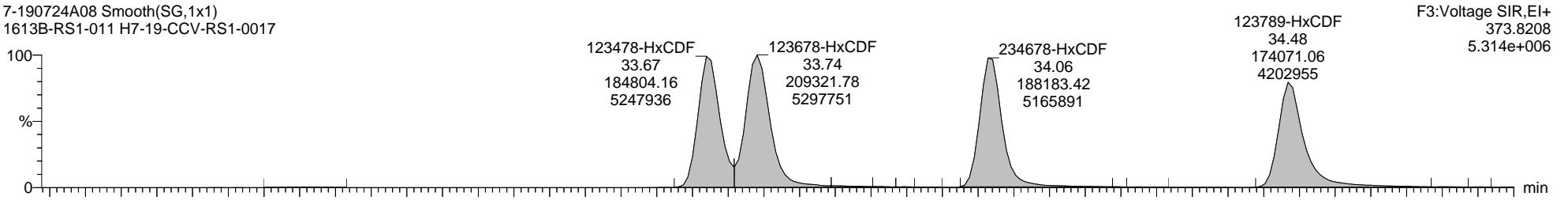
Dataset: C:\MassLynx\Dioxin.PRO\Result Files\7-190724A-ICAL_M23_QC.qld

Last Altered: Thursday, July 25, 2019 09:33:09 Eastern Daylight Time
Printed: Friday, August 30, 2019 14:30:49 Eastern Daylight Time

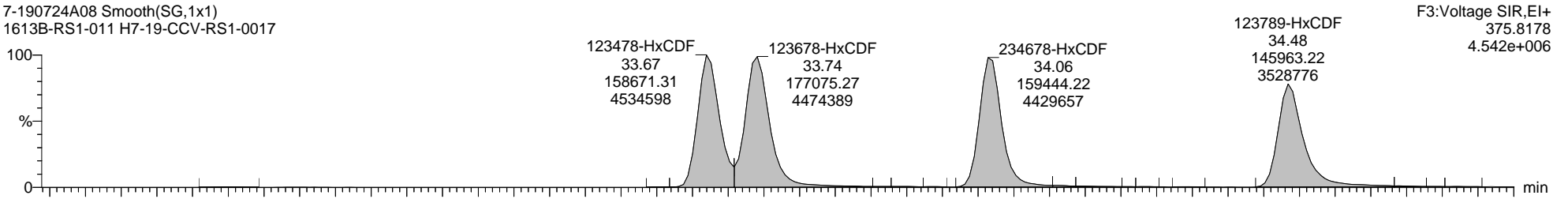
Name: 7-190724A08, Date: 24-Jul-2019, Time: 20:50:29, ID: H7-19-CCV-RS1-0017, Description: 1613B-RS1-011, Vial: Tray1:9

Total-Hexafurans

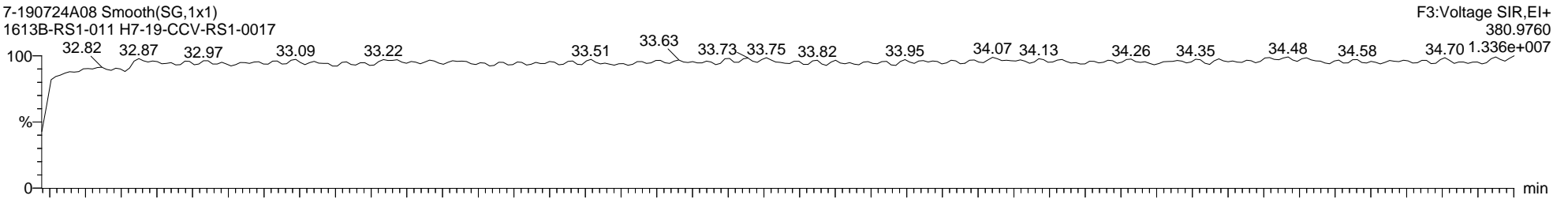
7-190724A08 Smooth(SG,1x1)
1613B-RS1-011 H7-19-CCV-RS1-0017



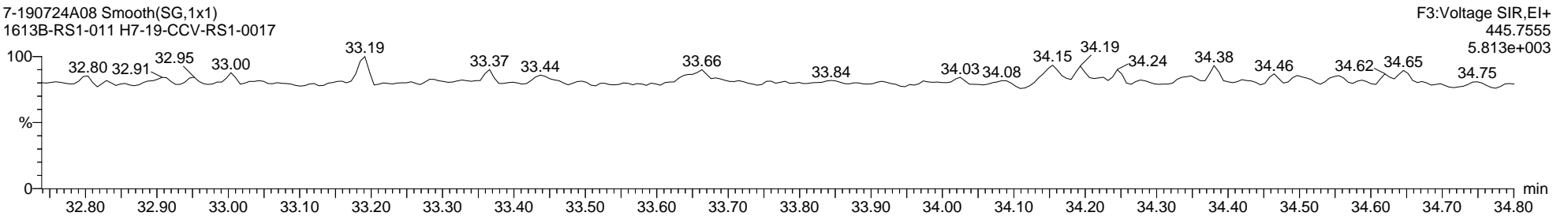
7-190724A08 Smooth(SG,1x1)
1613B-RS1-011 H7-19-CCV-RS1-0017



7-190724A08 Smooth(SG,1x1)
1613B-RS1-011 H7-19-CCV-RS1-0017



7-190724A08 Smooth(SG,1x1)
1613B-RS1-011 H7-19-CCV-RS1-0017



Quantify Sample Report MassLynx MassLynx V4.1 SCN 901

Dataset: C:\MassLynx\Dioxin.PRO\Result Files\7-190724A-ICAL_M23_QC.qld

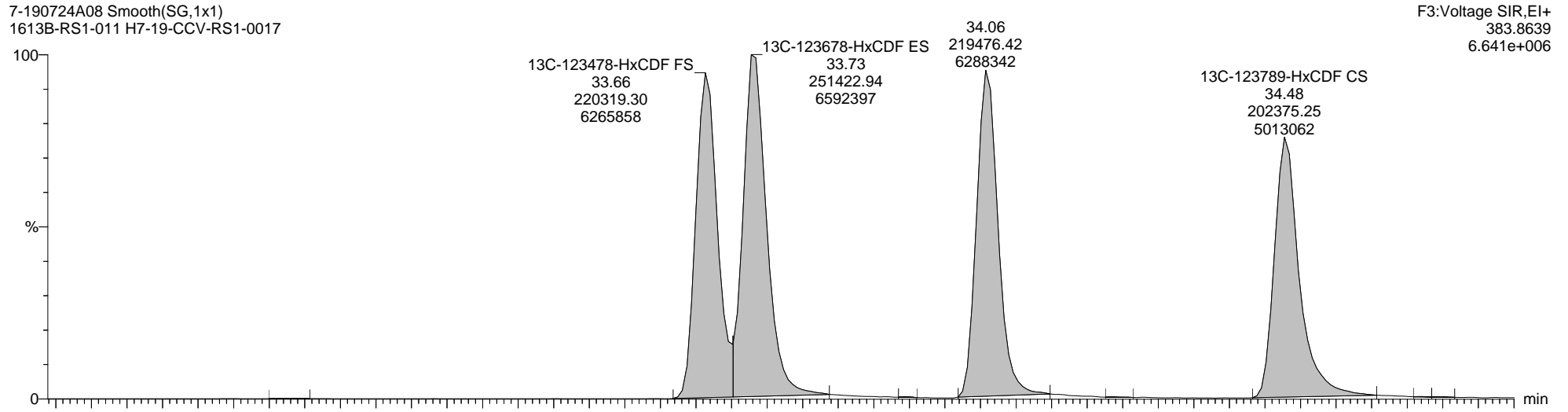
Last Altered: Thursday, July 25, 2019 09:33:09 Eastern Daylight Time

Printed: Friday, August 30, 2019 14:30:49 Eastern Daylight Time

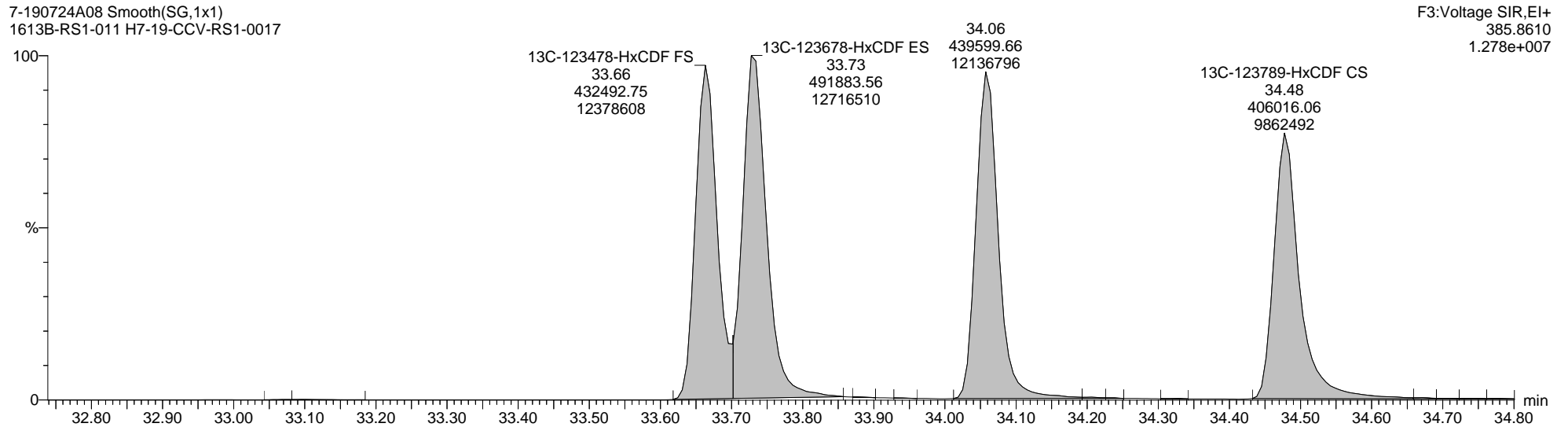
Name: 7-190724A08, Date: 24-Jul-2019, Time: 20:50:29, ID: H7-19-CCV-RS1-0017, Description: 1613B-RS1-011, Vial: Tray1:9

13C-123678-HxCDF ES

7-190724A08 Smooth(SG,1x1)
1613B-RS1-011 H7-19-CCV-RS1-0017



7-190724A08 Smooth(SG,1x1)
1613B-RS1-011 H7-19-CCV-RS1-0017



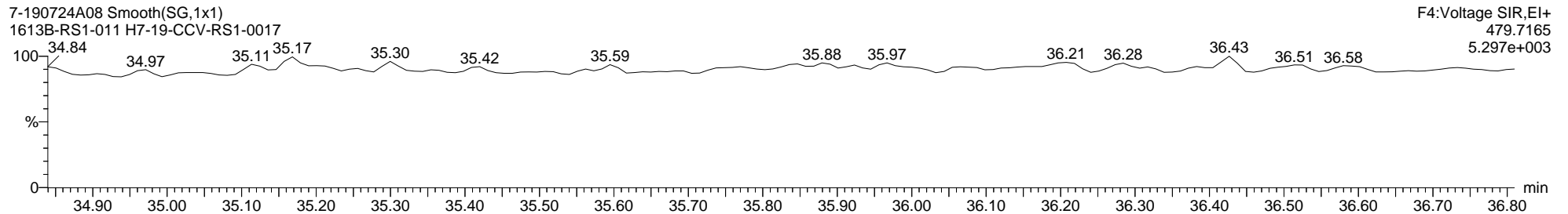
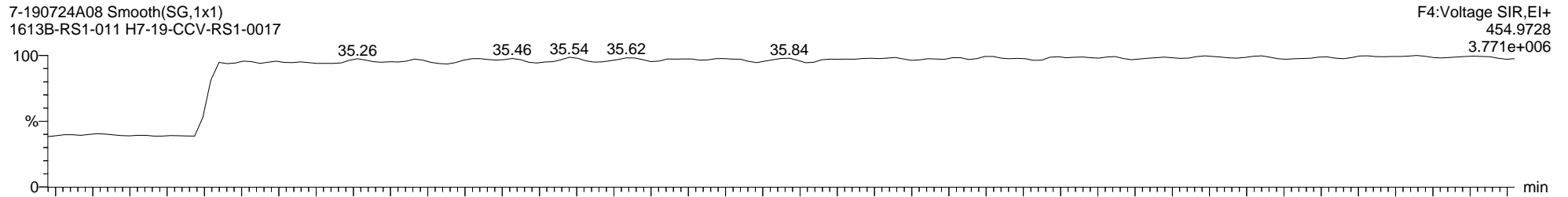


Quantify Sample Report MassLynx MassLynx V4.1 SCN 901

Dataset: C:\MassLynx\Dioxin.PRO\Result Files\7-190724A-ICAL_M23_QC.qld

Last Altered: Thursday, July 25, 2019 09:33:09 Eastern Daylight Time
Printed: Friday, August 30, 2019 14:30:49 Eastern Daylight Time

Name: 7-190724A08, Date: 24-Jul-2019, Time: 20:50:29, ID: H7-19-CCV-RS1-0017, Description: 1613B-RS1-011, Vial: Tray1:9

Total-Heptafurans



Quantify Sample Report MassLynx MassLynx V4.1 SCN 901

Dataset: C:\MassLynx\Dioxin.PRO\Result Files\7-190724A-ICAL_M23_QC.qld

Last Altered: Thursday, July 25, 2019 09:33:09 Eastern Daylight Time

Printed: Friday, August 30, 2019 14:30:49 Eastern Daylight Time

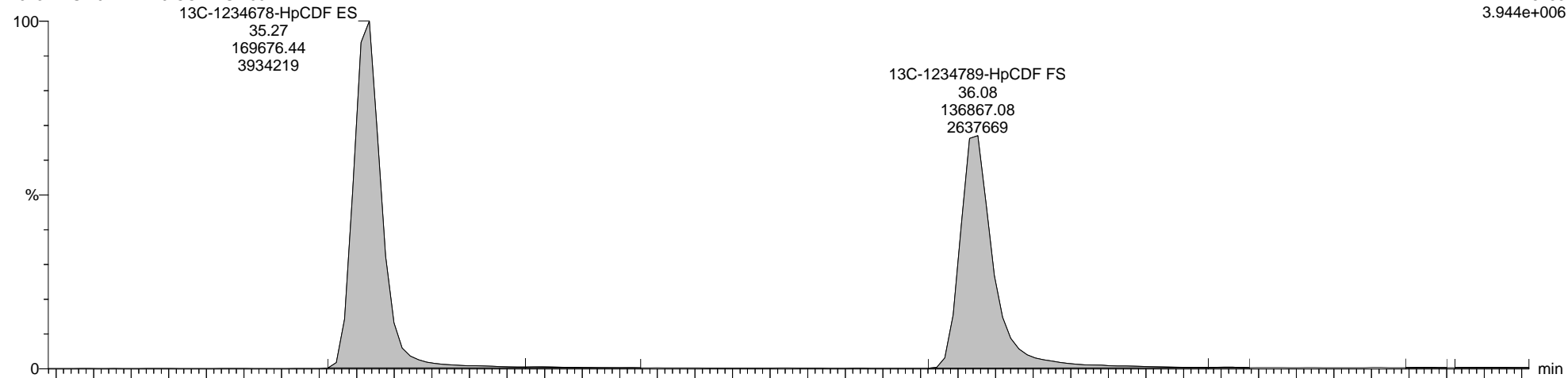
Name: 7-190724A08, Date: 24-Jul-2019, Time: 20:50:29, ID: H7-19-CCV-RS1-0017, Description: 1613B-RS1-011, Vial: Tray1:9

13C-1234678-HpCDF ES

7-190724A08 Smooth(SG,1x1)

1613B-RS1-011 H7-19-CCV-RS1-0017

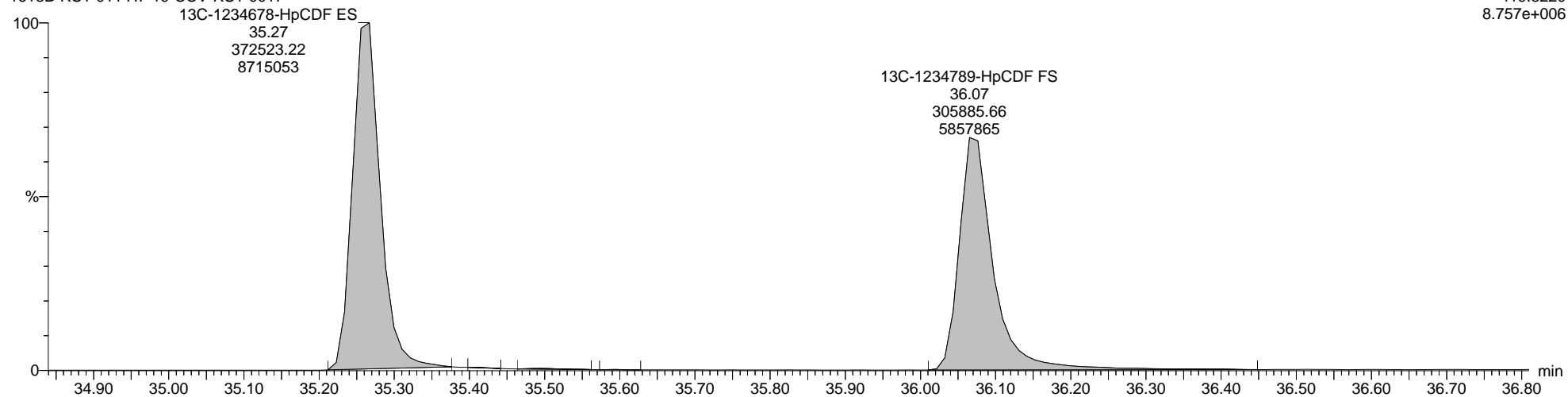
F4:Voltage SIR,EI+
417.8253
3.944e+006



7-190724A08 Smooth(SG,1x1)

1613B-RS1-011 H7-19-CCV-RS1-0017

F4:Voltage SIR,EI+
419.8220
8.757e+006



Quantify Sample Report MassLynx MassLynx V4.1 SCN 901

Dataset: C:\MassLynx\Dioxin.PRO\Result Files\7-190724A-ICAL_M23_QC.qld

Last Altered: Thursday, July 25, 2019 09:33:09 Eastern Daylight Time

Printed: Friday, August 30, 2019 14:30:49 Eastern Daylight Time

Name: 7-190724A08, Date: 24-Jul-2019, Time: 20:50:29, ID: H7-19-CCV-RS1-0017, Description: 1613B-RS1-011, Vial: Tray1:9

Totals-OCDF

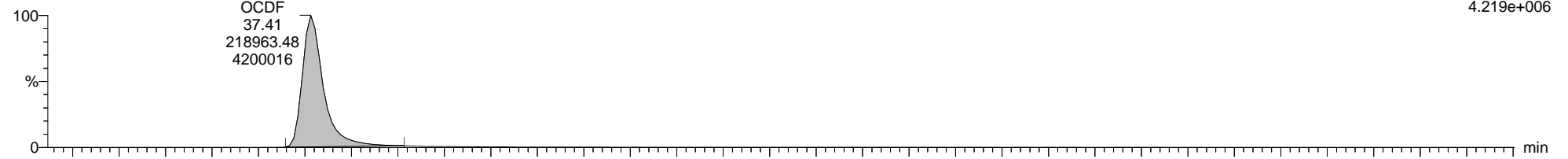
7-190724A08 Smooth(SG,1x1)

1613B-RS1-011 H7-19-CCV-RS1-0017

F5:Voltage SIR,EI+

441.7428

4.219e+006



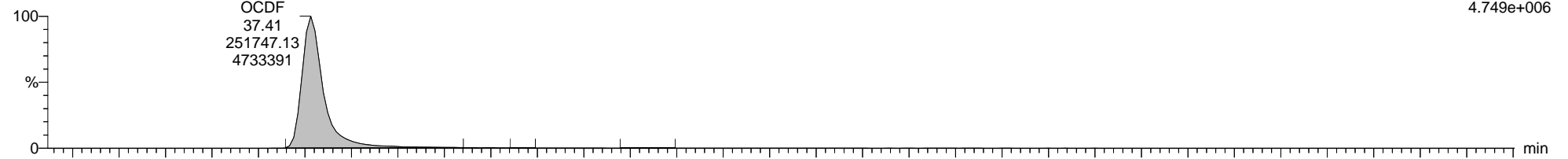
7-190724A08 Smooth(SG,1x1)

1613B-RS1-011 H7-19-CCV-RS1-0017

F5:Voltage SIR,EI+

443.7398

4.749e+006



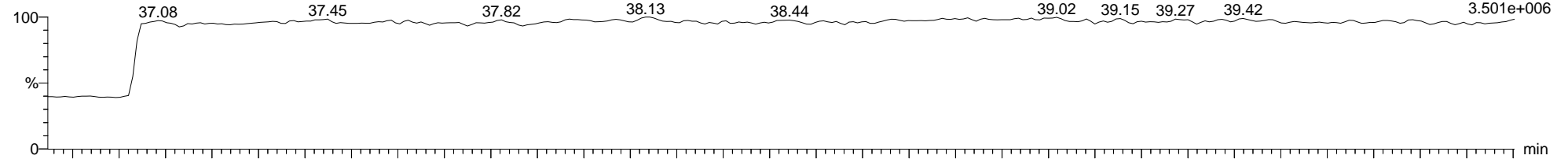
7-190724A08 Smooth(SG,1x1)

1613B-RS1-011 H7-19-CCV-RS1-0017

F5:Voltage SIR,EI+

454.9728

3.501e+006



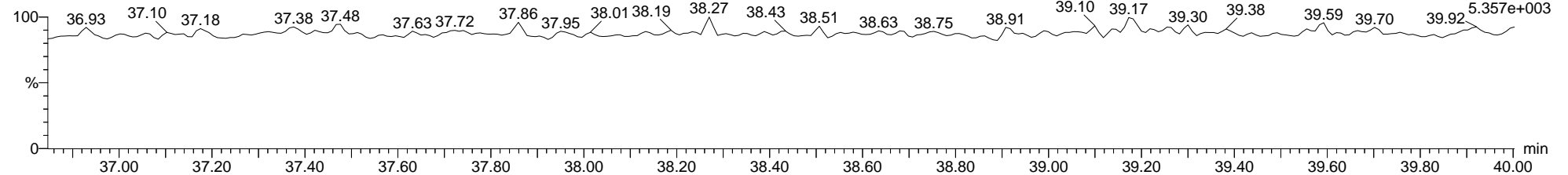
7-190724A08 Smooth(SG,1x1)

1613B-RS1-011 H7-19-CCV-RS1-0017

F5:Voltage SIR,EI+

513.6775

5.357e+003



Quantify Sample Report MassLynx MassLynx V4.1 SCN 901

Dataset: C:\MassLynx\Dioxin.PRO\Result Files\7-190724A-ICAL_M23_QC.qld

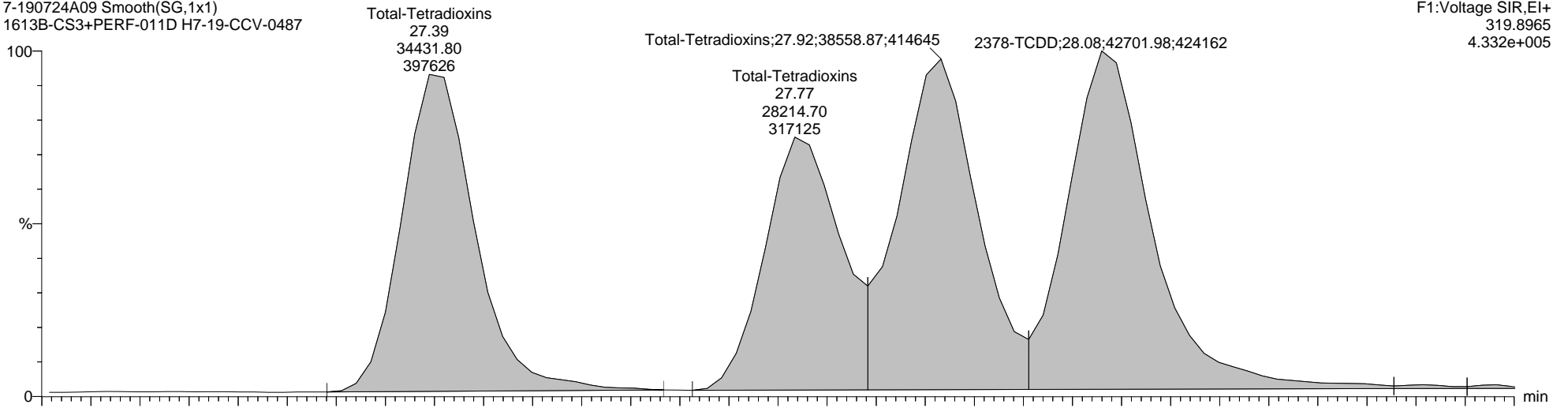
Last Altered: Thursday, July 25, 2019 09:33:09 Eastern Daylight Time
Printed: Friday, August 30, 2019 14:30:49 Eastern Daylight Time

Name: 7-190724A09, Date: 24-Jul-2019, Time: 21:32:42, ID: H7-19-CCV-0487, Description: 1613B-CS3+PERF-011D, Vial: Tray1:1

2378-TCDD

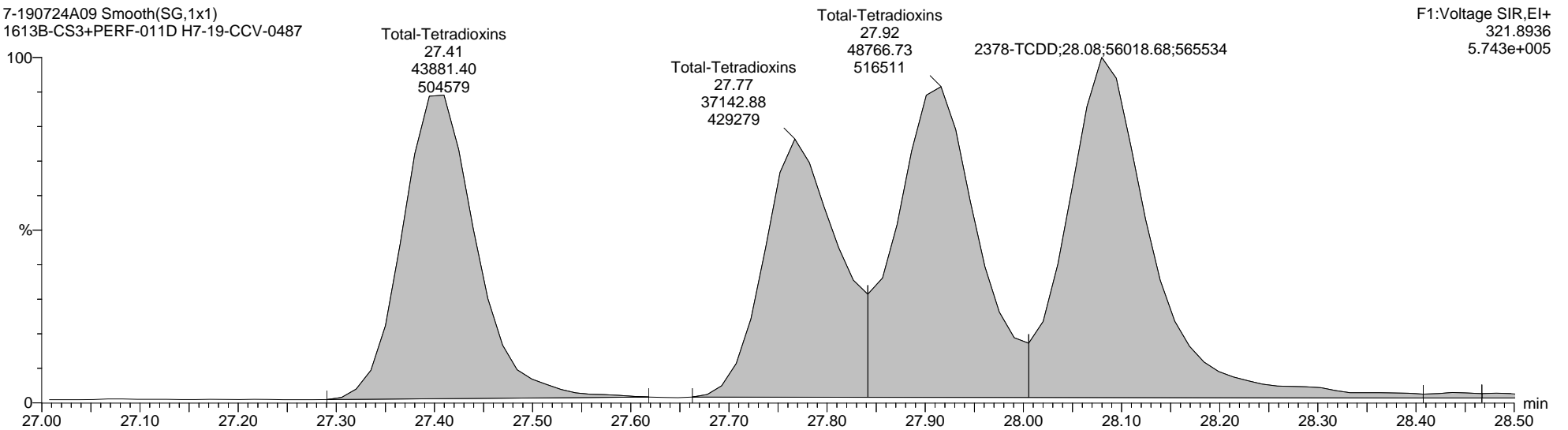
7-190724A09 Smooth(SG,1x1)
1613B-CS3+PERF-011D H7-19-CCV-0487

F1:Voltage SIR,EI+
319.8965
4.332e+005



7-190724A09 Smooth(SG,1x1)
1613B-CS3+PERF-011D H7-19-CCV-0487

F1:Voltage SIR,EI+
321.8936
5.743e+005



Quantify Sample Report MassLynx MassLynx V4.1 SCN 901

Dataset: C:\MassLynx\Dioxin.PRO\Result Files\7-190724A-ICAL_M23_QC.qld

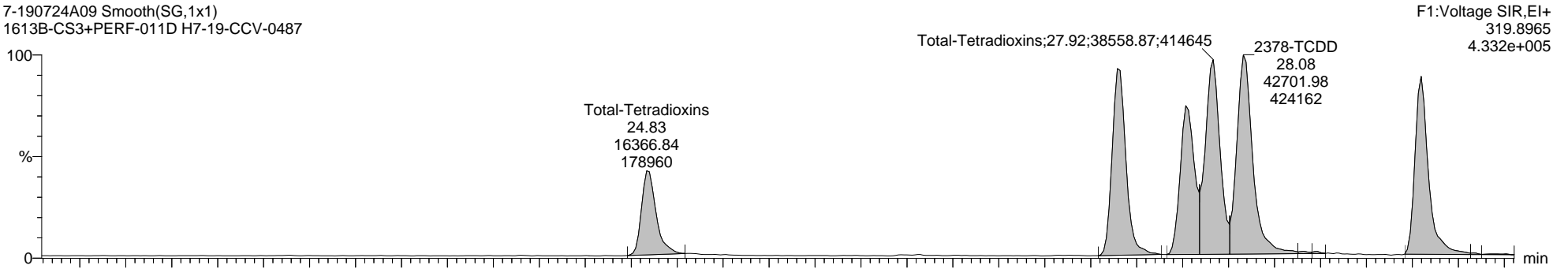
Last Altered: Thursday, July 25, 2019 09:33:09 Eastern Daylight Time

Printed: Friday, August 30, 2019 14:30:49 Eastern Daylight Time

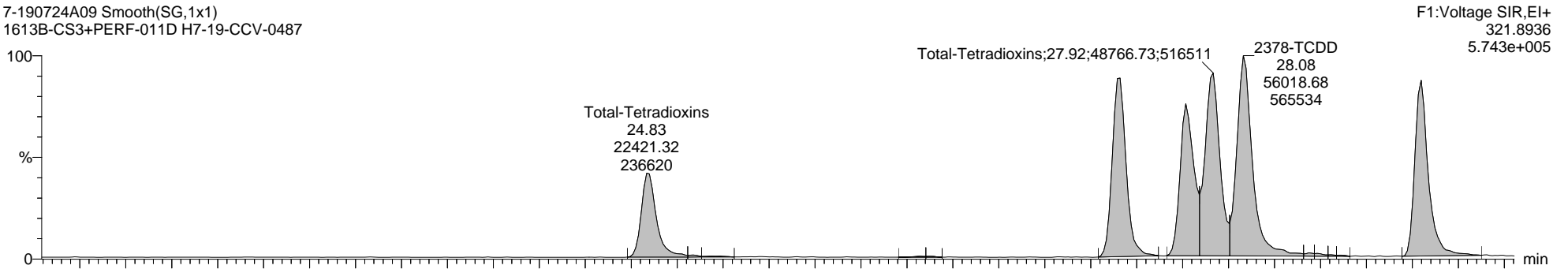
Name: 7-190724A09, Date: 24-Jul-2019, Time: 21:32:42, ID: H7-19-CCV-0487, Description: 1613B-CS3+PERF-011D, Vial: Tray1:1

Total-Tetradiioxins

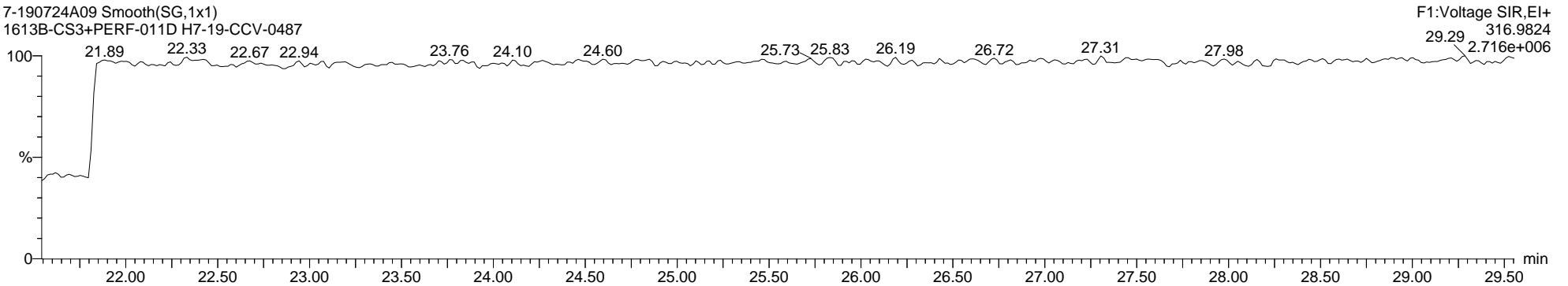
7-190724A09 Smooth(SG,1x1)
1613B-CS3+PERF-011D H7-19-CCV-0487



7-190724A09 Smooth(SG,1x1)
1613B-CS3+PERF-011D H7-19-CCV-0487



7-190724A09 Smooth(SG,1x1)
1613B-CS3+PERF-011D H7-19-CCV-0487



Dataset: C:\MassLynx\Dioxin.PRO\Result Files\7-190724A-ICAL_M23_QC.qld

Last Altered: Thursday, July 25, 2019 09:33:09 Eastern Daylight Time


Printed: Friday, August 30, 2019 14:30:49 Eastern Daylight Time

Name: 7-190724A09, Date: 24-Jul-2019, Time: 21:32:42, ID: H7-19-CCV-0487, Description: 1613B-CS3+PERF-011D, Vial: Tray1:1

13C-2378-TCDD ES

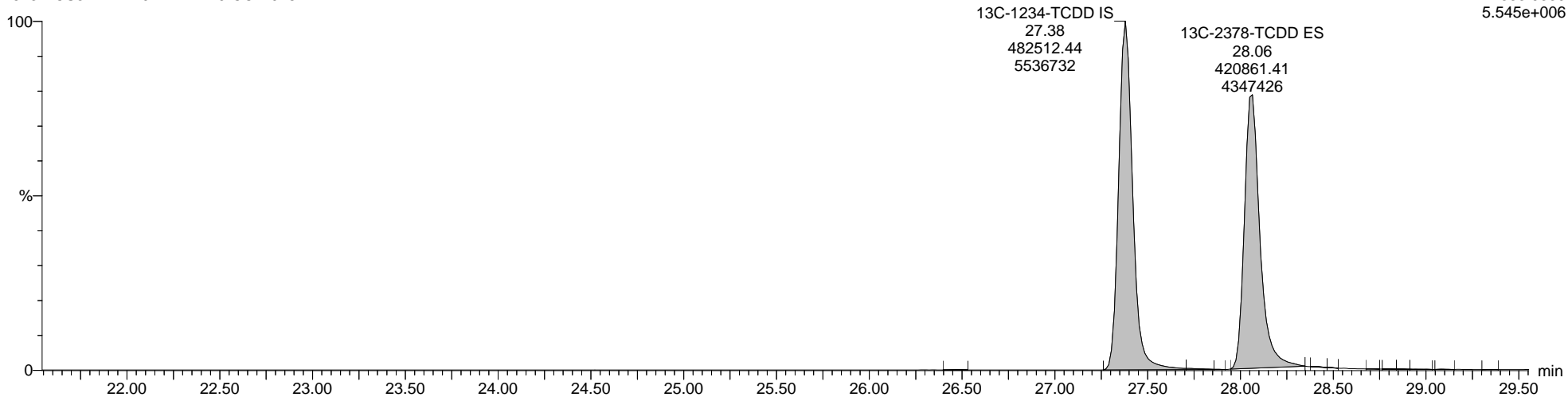
7-190724A09 Smooth(SG,1x1)
1613B-CS3+PERF-011D H7-19-CCV-0487

F1:Voltage SIR,EI+
331.9368
4.393e+006



7-190724A09 Smooth(SG,1x1)
1613B-CS3+PERF-011D H7-19-CCV-0487

F1:Voltage SIR,EI+
333.9339
5.545e+006



Quantify Sample Report MassLynx MassLynx V4.1 SCN 901

Dataset: C:\MassLynx\Dioxin.PRO\Result Files\7-190724A-ICAL_M23_QC.qld

Last Altered: Thursday, July 25, 2019 09:33:09 Eastern Daylight Time


Printed: Friday, August 30, 2019 14:30:49 Eastern Daylight Time

Name: 7-190724A09, Date: 24-Jul-2019, Time: 21:32:42, ID: H7-19-CCV-0487, Description: 1613B-CS3+PERF-011D, Vial: Tray1:1

Totals-37Cl-2378-TCDD

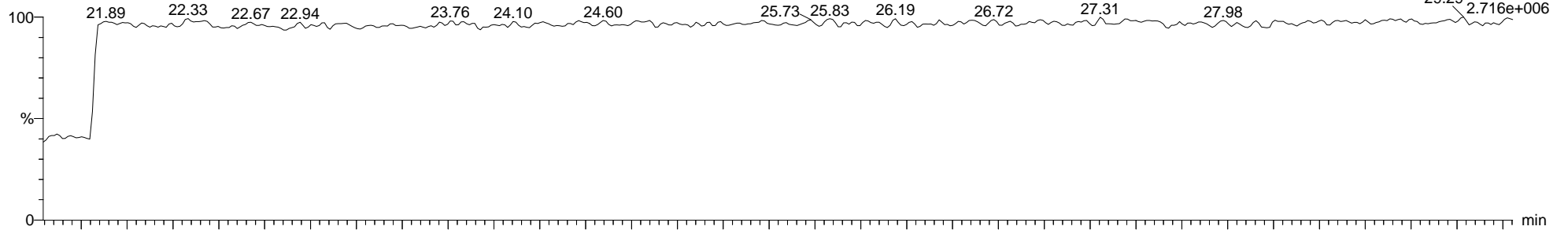
7-190724A09 Smooth(SG,1x1)
1613B-CS3+PERF-011D H7-19-CCV-0487

F1:Voltage SIR,EI+
327.8847
9.687e+005



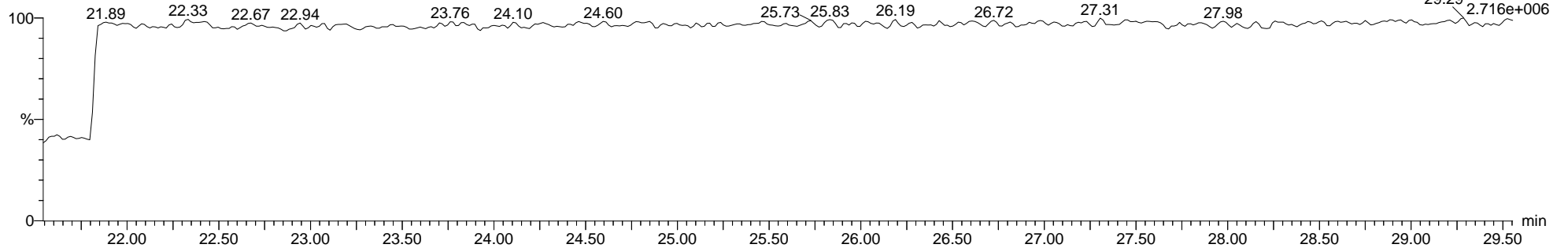
7-190724A09 Smooth(SG,1x1)
1613B-CS3+PERF-011D H7-19-CCV-0487

F1:Voltage SIR,EI+
29.29 316.9824
2.716e+006



7-190724A09 Smooth(SG,1x1)
1613B-CS3+PERF-011D H7-19-CCV-0487

F1:Voltage SIR,EI+
29.29 316.9824
2.716e+006



Quantify Sample Report MassLynx MassLynx V4.1 SCN 901

Dataset: C:\MassLynx\Dioxin.PRO\Result Files\7-190724A-ICAL_M23_QC.qld


Last Altered: Thursday, July 25, 2019 09:33:09 Eastern Daylight Time

Printed: Friday, August 30, 2019 14:30:49 Eastern Daylight Time

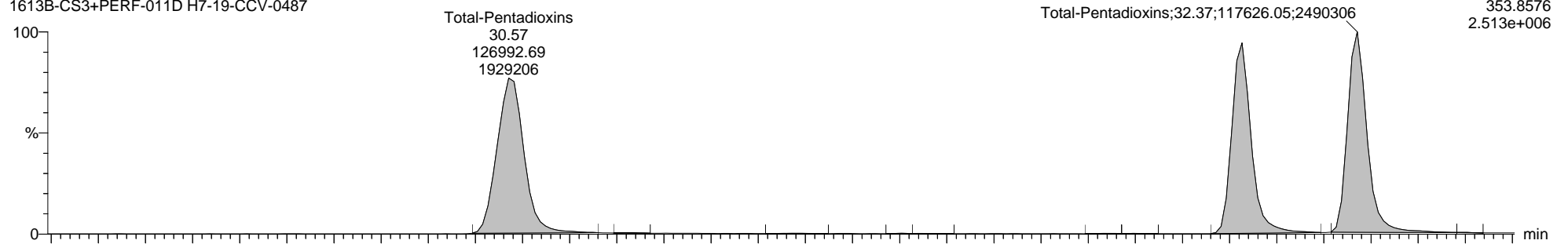
Name: 7-190724A09, Date: 24-Jul-2019, Time: 21:32:42, ID: H7-19-CCV-0487, Description: 1613B-CS3+PERF-011D, Vial: Tray1:1

Total-Pentadioxins

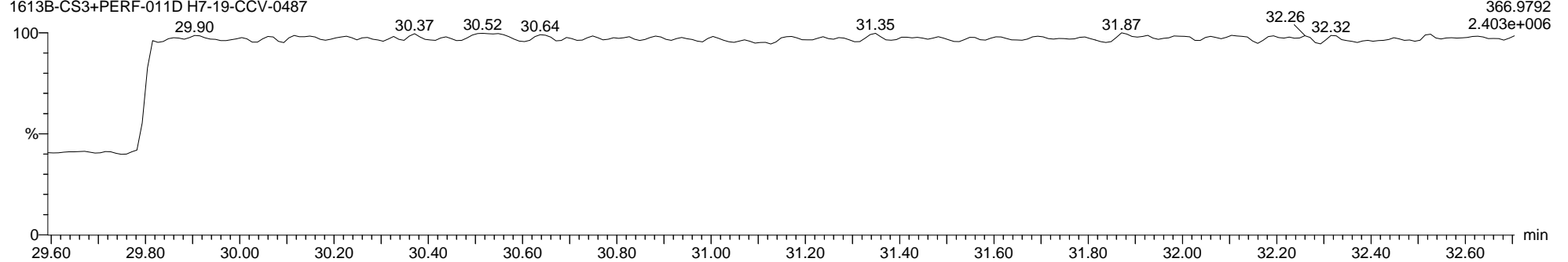
7-190724A09 Smooth(SG,1x1)
1613B-CS3+PERF-011D H7-19-CCV-0487



7-190724A09 Smooth(SG,1x1)
1613B-CS3+PERF-011D H7-19-CCV-0487



7-190724A09 Smooth(SG,1x1)
1613B-CS3+PERF-011D H7-19-CCV-0487



Quantify Sample Report MassLynx MassLynx V4.1 SCN 901

Dataset: C:\MassLynx\Dioxin.PRO\Result Files\7-190724A-ICAL_M23_QC.qld

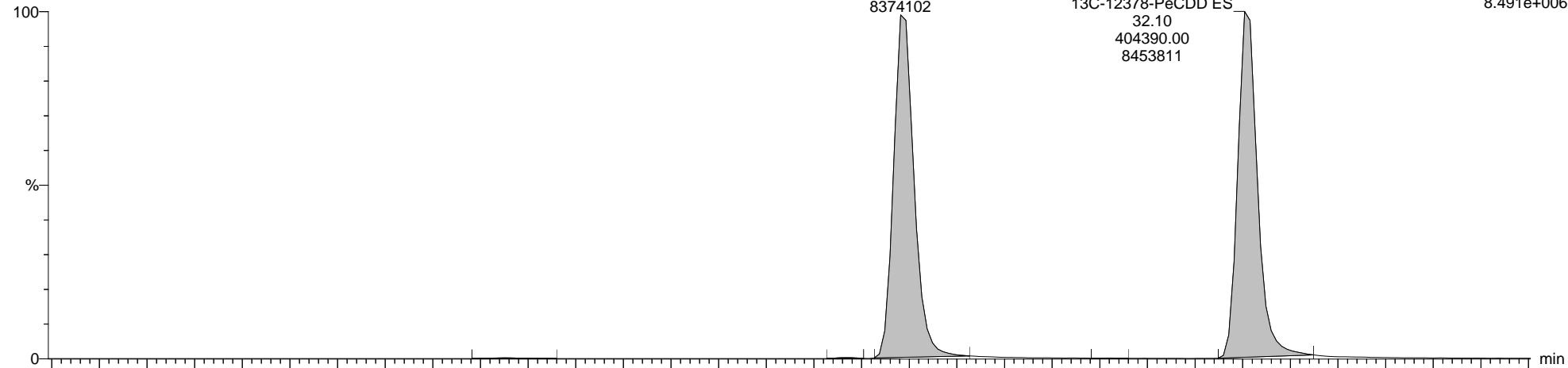
Last Altered: Thursday, July 25, 2019 09:33:09 Eastern Daylight Time

Printed: Friday, August 30, 2019 14:30:49 Eastern Daylight Time

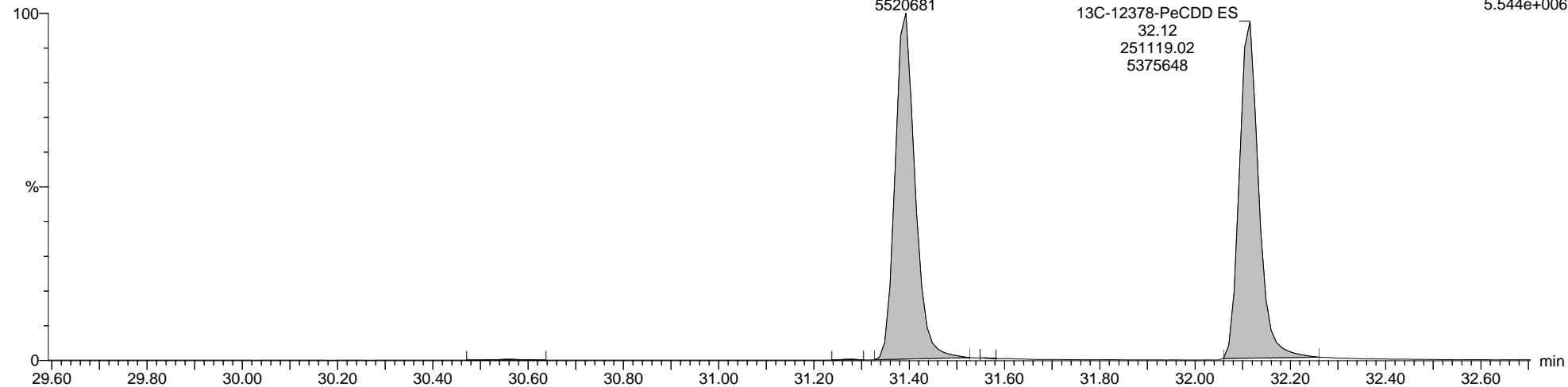
Name: 7-190724A09, Date: 24-Jul-2019, Time: 21:32:42, ID: H7-19-CCV-0487, Description: 1613B-CS3+PERF-011D, Vial: Tray1:1

13C-12378-PeCDD ES

7-190724A09 Smooth(SG,1x1)
1613B-CS3+PERF-011D H7-19-CCV-0487



7-190724A09 Smooth(SG,1x1)
1613B-CS3+PERF-011D H7-19-CCV-0487



Quantify Sample Report MassLynx MassLynx V4.1 SCN 901


Dataset: C:\MassLynx\Dioxin.PRO\Result Files\7-190724A-ICAL_M23_QC.qld

Last Altered: Thursday, July 25, 2019 09:33:09 Eastern Daylight Time
Printed: Friday, August 30, 2019 14:30:49 Eastern Daylight Time

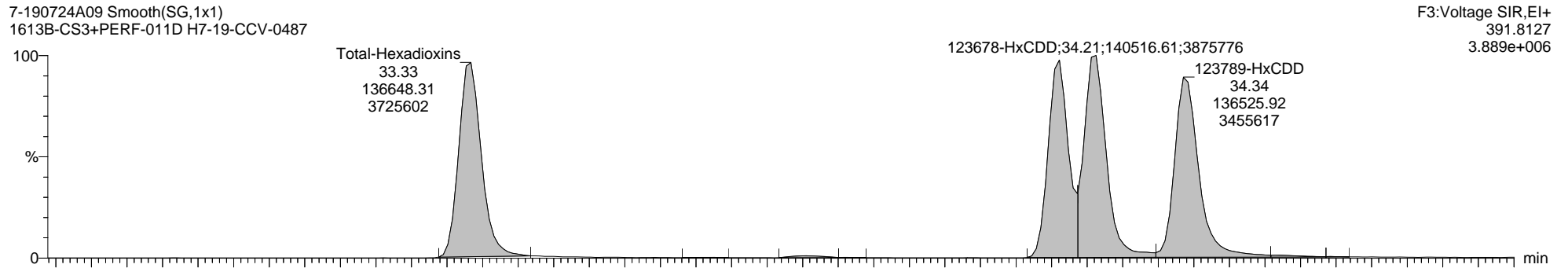
Name: 7-190724A09, Date: 24-Jul-2019, Time: 21:32:42, ID: H7-19-CCV-0487, Description: 1613B-CS3+PERF-011D, Vial: Tray1:1

Total-Hexadioxins

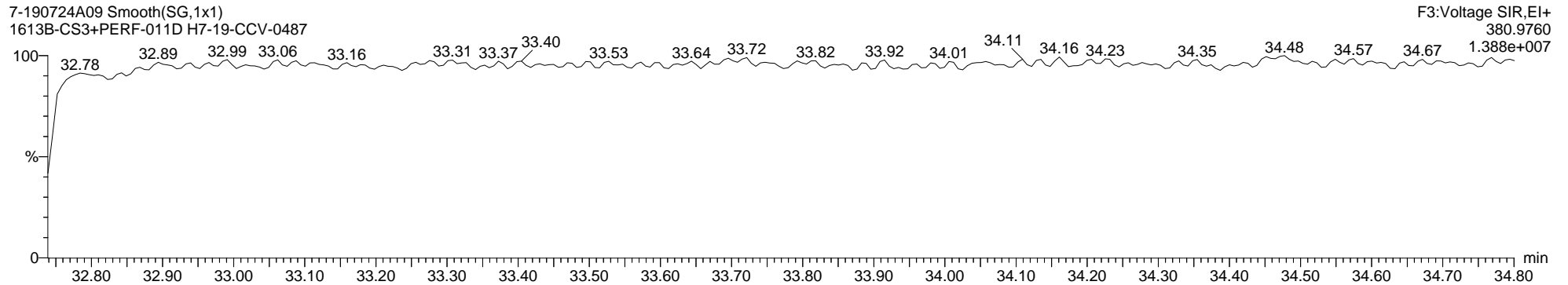
7-190724A09 Smooth(SG,1x1)
1613B-CS3+PERF-011D H7-19-CCV-0487



7-190724A09 Smooth(SG,1x1)
1613B-CS3+PERF-011D H7-19-CCV-0487



7-190724A09 Smooth(SG,1x1)
1613B-CS3+PERF-011D H7-19-CCV-0487



Dataset: C:\MassLynx\Dioxin.PRO\Result Files\7-190724A-ICAL_M23_QC.qld

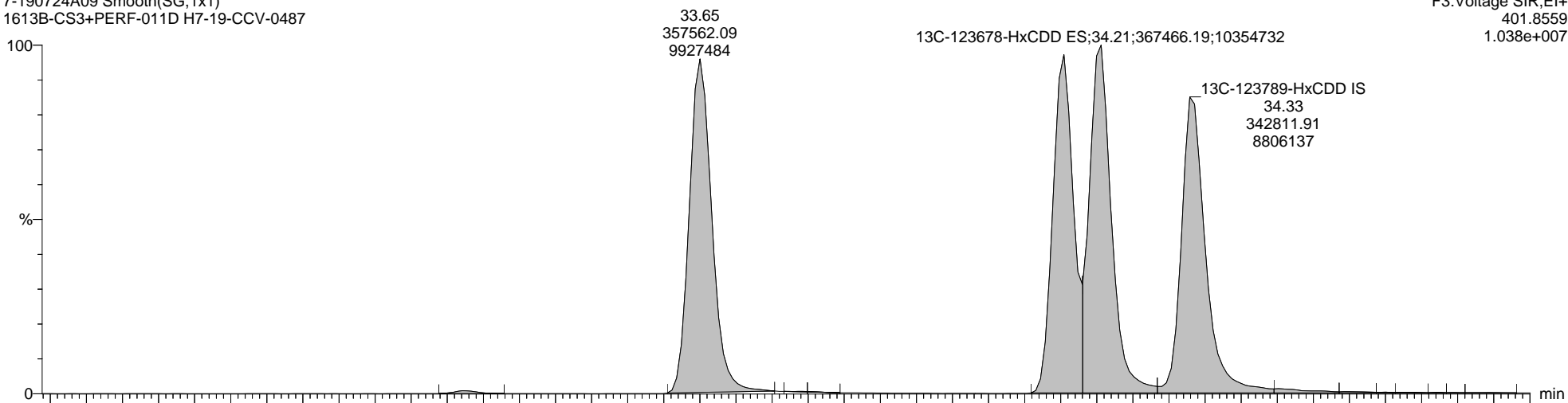
Last Altered: Thursday, July 25, 2019 09:33:09 Eastern Daylight Time

Printed: Friday, August 30, 2019 14:30:49 Eastern Daylight Time

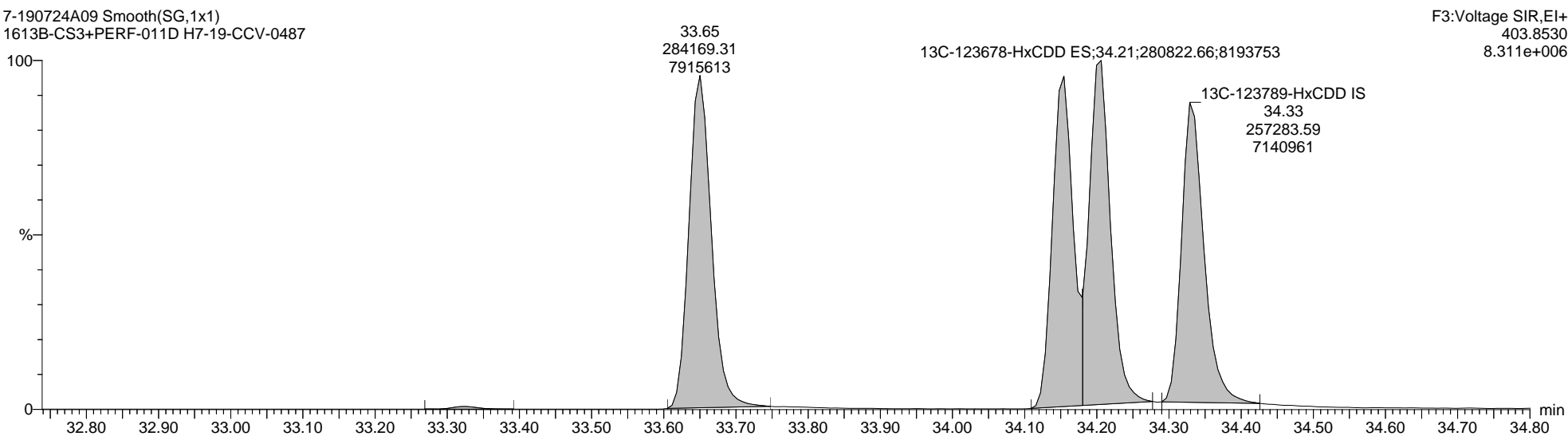
Name: 7-190724A09, Date: 24-Jul-2019, Time: 21:32:42, ID: H7-19-CCV-0487, Description: 1613B-CS3+PERF-011D, Vial: Tray1:1

13C-123678-HxCDD ES

7-190724A09 Smooth(SG,1x1)
1613B-CS3+PERF-011D H7-19-CCV-0487



7-190724A09 Smooth(SG,1x1)
1613B-CS3+PERF-011D H7-19-CCV-0487



Quantify Sample Report MassLynx MassLynx V4.1 SCN 901

Dataset: C:\MassLynx\Dioxin.PRO\Result Files\7-190724A-ICAL_M23_QC.qld

Last Altered: Thursday, July 25, 2019 09:33:09 Eastern Daylight Time

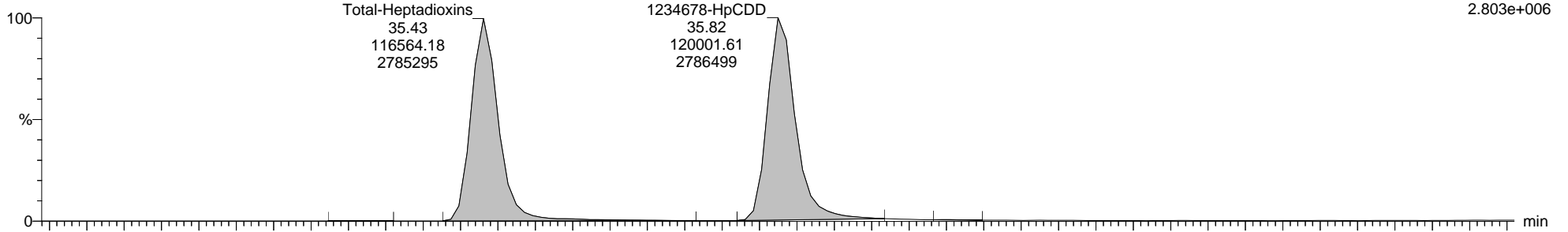
Printed: Friday, August 30, 2019 14:30:49 Eastern Daylight Time

Name: 7-190724A09, Date: 24-Jul-2019, Time: 21:32:42, ID: H7-19-CCV-0487, Description: 1613B-CS3+PERF-011D, Vial: Tray1:1

Total-Heptadioxins

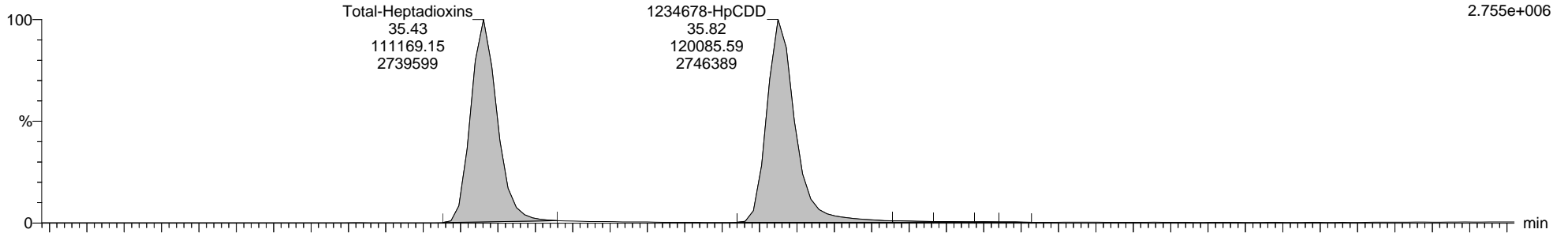
7-190724A09 Smooth(SG,1x1)
1613B-CS3+PERF-011D H7-19-CCV-0487

F4:Voltage SIR,EI+
423.7766
2.803e+006



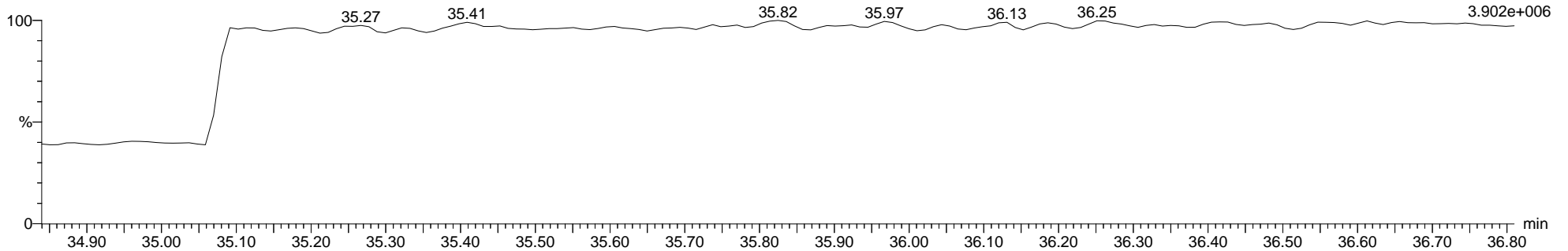
7-190724A09 Smooth(SG,1x1)
1613B-CS3+PERF-011D H7-19-CCV-0487

F4:Voltage SIR,EI+
425.7737
2.755e+006



7-190724A09 Smooth(SG,1x1)
1613B-CS3+PERF-011D H7-19-CCV-0487

F4:Voltage SIR,EI+
454.9728
3.902e+006



Quantify Sample Report MassLynx MassLynx V4.1 SCN 901

Dataset: C:\MassLynx\Dioxin.PRO\Result Files\7-190724A-ICAL_M23_QC.qld

Last Altered: Thursday, July 25, 2019 09:33:09 Eastern Daylight Time

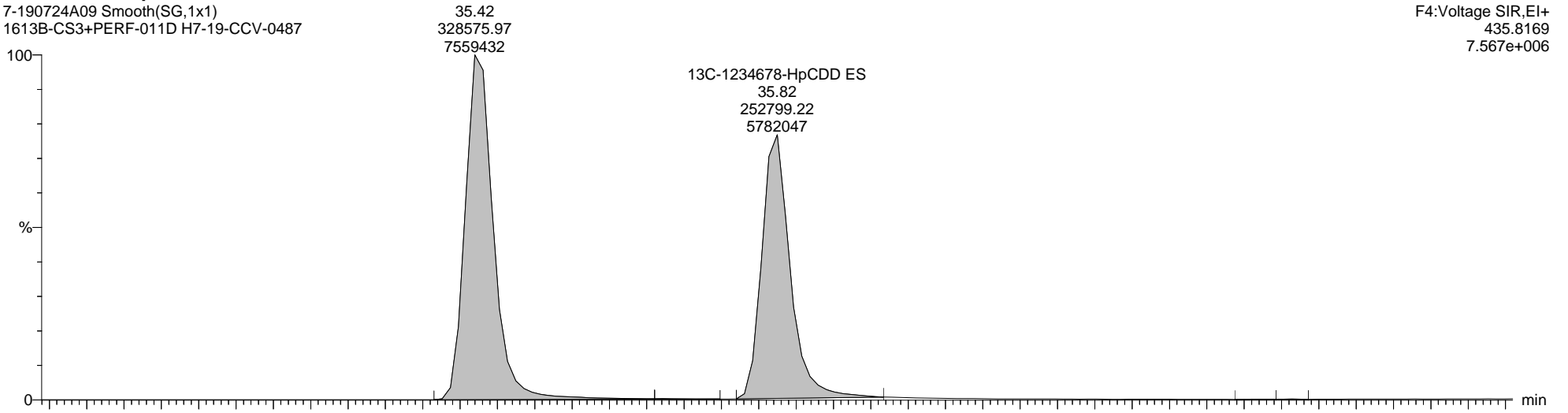
Printed: Friday, August 30, 2019 14:30:49 Eastern Daylight Time

Name: 7-190724A09, Date: 24-Jul-2019, Time: 21:32:42, ID: H7-19-CCV-0487, Description: 1613B-CS3+PERF-011D, Vial: Tray1:1

13C-1234678-HpCDD ES

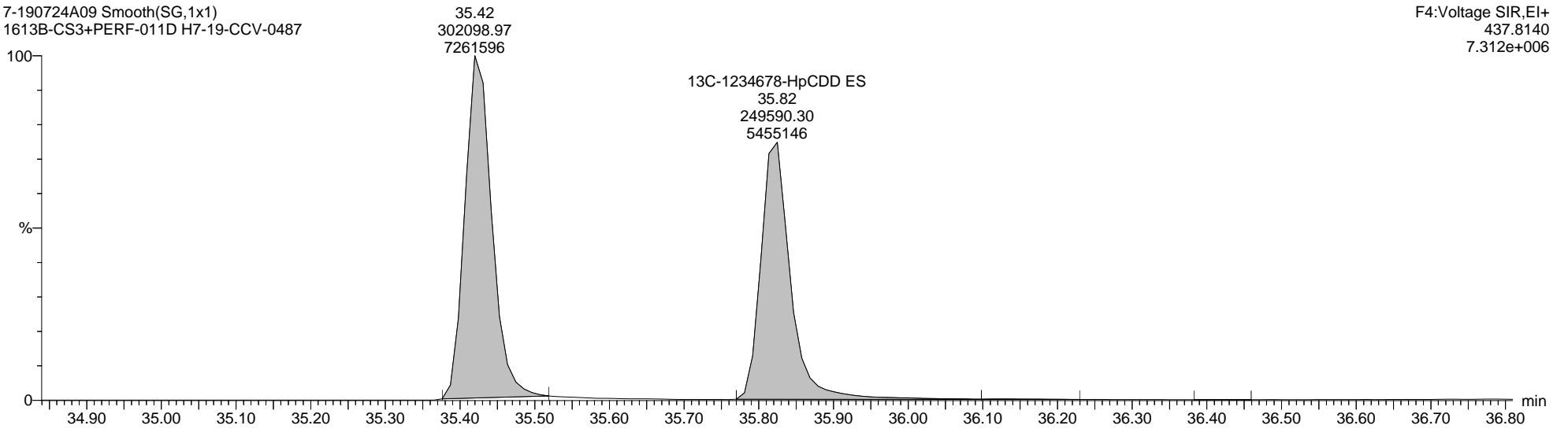
7-190724A09 Smooth(SG,1x1)
1613B-CS3+PERF-011D H7-19-CCV-0487

F4:Voltage SIR,EI+
435.8169
7.567e+006



7-190724A09 Smooth(SG,1x1)
1613B-CS3+PERF-011D H7-19-CCV-0487

F4:Voltage SIR,EI+
437.8140
7.312e+006



Quantify Sample Report MassLynx MassLynx V4.1 SCN 901

Dataset: C:\MassLynx\Dioxin.PRO\Result Files\7-190724A-ICAL_M23_QC.qld

Last Altered: Thursday, July 25, 2019 09:33:09 Eastern Daylight Time


Printed: Friday, August 30, 2019 14:30:49 Eastern Daylight Time

Name: 7-190724A09, Date: 24-Jul-2019, Time: 21:32:42, ID: H7-19-CCV-0487, Description: 1613B-CS3+PERF-011D, Vial: Tray1:1

Total-OCDD


7-190724A09 Smooth(SG,1x1)
1613B-CS3+PERF-011D H7-19-CCV-0487

F5:Voltage SIR,EI+
457.7377
3.212e+006



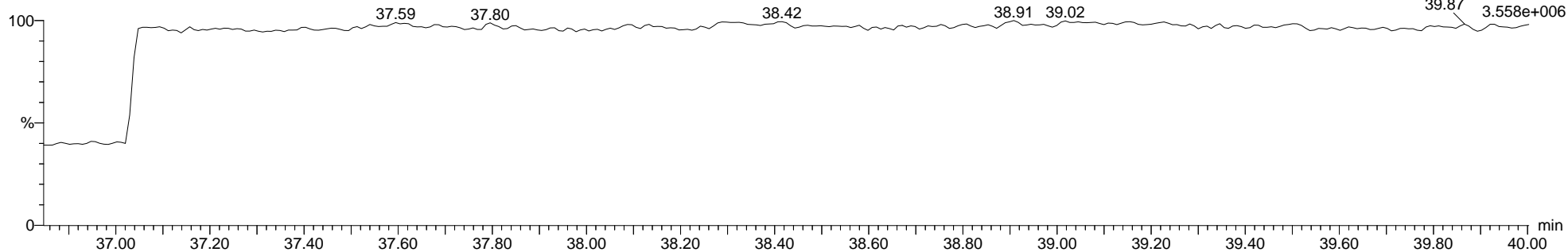
7-190724A09 Smooth(SG,1x1)
1613B-CS3+PERF-011D H7-19-CCV-0487

F5:Voltage SIR,EI+
459.7348
3.712e+006



7-190724A09 Smooth(SG,1x1)
1613B-CS3+PERF-011D H7-19-CCV-0487

F5:Voltage SIR,EI+
454.9728
3.558e+006



Quantify Sample Report MassLynx MassLynx V4.1 SCN 901

Dataset: C:\MassLynx\Dioxin.PRO\Result Files\7-190724A-ICAL_M23_QC.qld

Last Altered: Thursday, July 25, 2019 09:33:09 Eastern Daylight Time


Printed: Friday, August 30, 2019 14:30:49 Eastern Daylight Time

Name: 7-190724A09, Date: 24-Jul-2019, Time: 21:32:42, ID: H7-19-CCV-0487, Description: 1613B-CS3+PERF-011D, Vial: Tray1:1

13C-OCDD ES

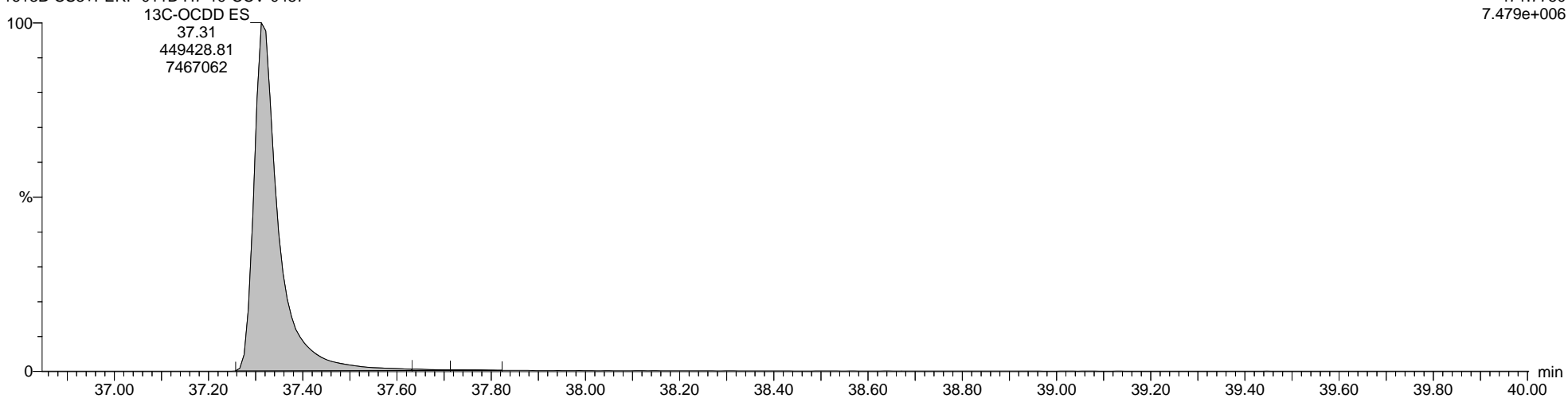
7-190724A09 Smooth(SG,1x1)
1613B-CS3+PERF-011D H7-19-CCV-0487

F5:Voltage SIR,EI+
469.7779
6.646e+006



7-190724A09 Smooth(SG,1x1)
1613B-CS3+PERF-011D H7-19-CCV-0487

F5:Voltage SIR,EI+
471.7750
7.479e+006



Quantify Sample Report MassLynx MassLynx V4.1 SCN 901

Dataset: C:\MassLynx\Dioxin.PRO\Result Files\7-190724A-ICAL_M23_QC.qld

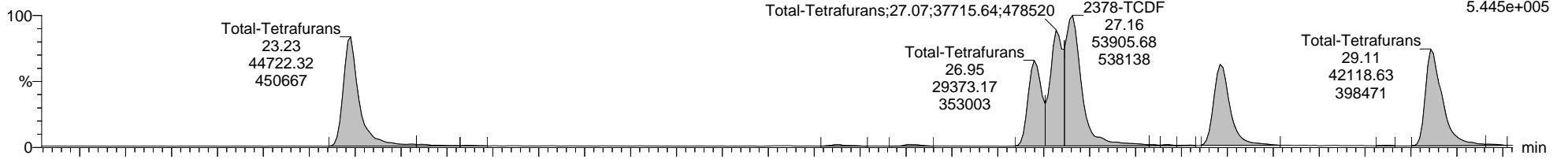
Last Altered: Thursday, July 25, 2019 09:33:09 Eastern Daylight Time
Printed: Friday, August 30, 2019 14:30:49 Eastern Daylight Time

Name: 7-190724A09, Date: 24-Jul-2019, Time: 21:32:42, ID: H7-19-CCV-0487, Description: 1613B-CS3+PERF-011D, Vial: Tray1:1

Total-Tetrafurans

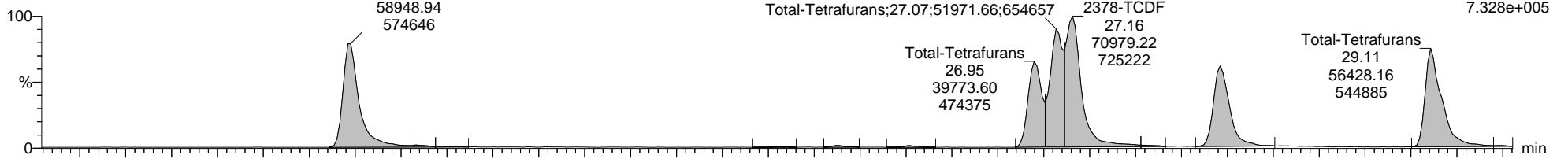
7-190724A09 Smooth(SG,1x1)
1613B-CS3+PERF-011D H7-19-CCV-0487

F1:Voltage SIR,EI+
303.9016
5.445e+005



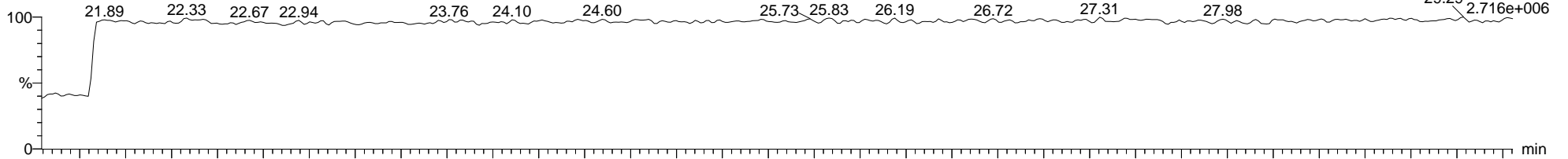
7-190724A09 Smooth(SG,1x1)
1613B-CS3+PERF-011D H7-19-CCV-0487

F1:Voltage SIR,EI+
305.8987
7.328e+005



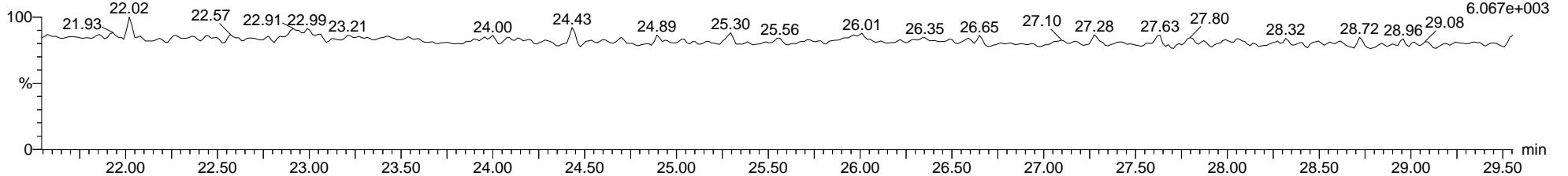
7-190724A09 Smooth(SG,1x1)
1613B-CS3+PERF-011D H7-19-CCV-0487

F1:Voltage SIR,EI+
316.9824
2.716e+006



7-190724A09 Smooth(SG,1x1)
1613B-CS3+PERF-011D H7-19-CCV-0487

F1:Voltage SIR,EI+
375.8364
6.067e+003



Dataset: C:\MassLynx\Dioxin.PRO\Result Files\7-190724A-ICAL_M23_QC.qld

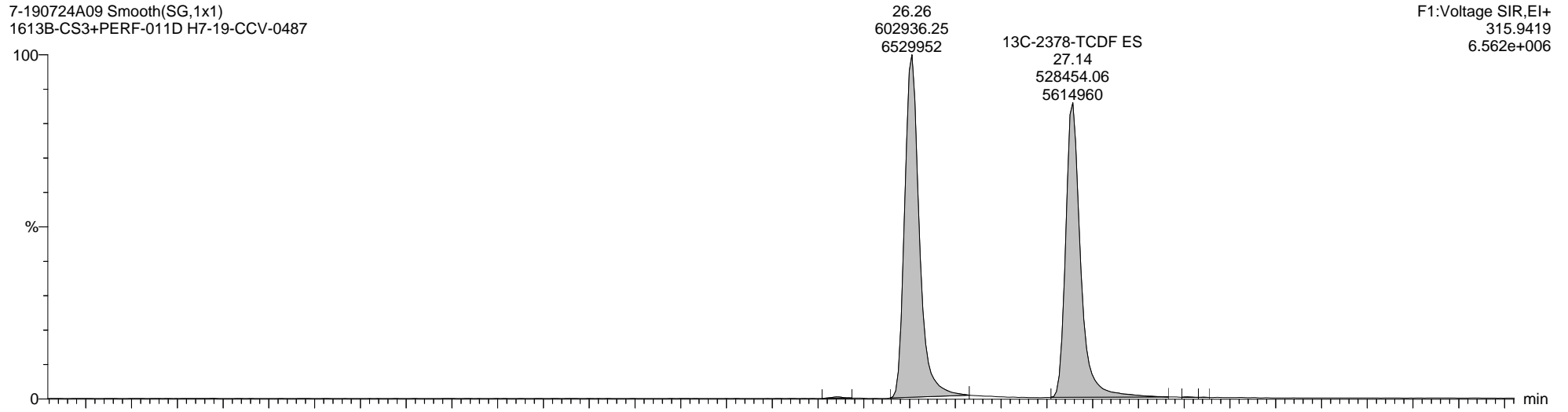
Last Altered: Thursday, July 25, 2019 09:33:09 Eastern Daylight Time

Printed: Friday, August 30, 2019 14:30:49 Eastern Daylight Time

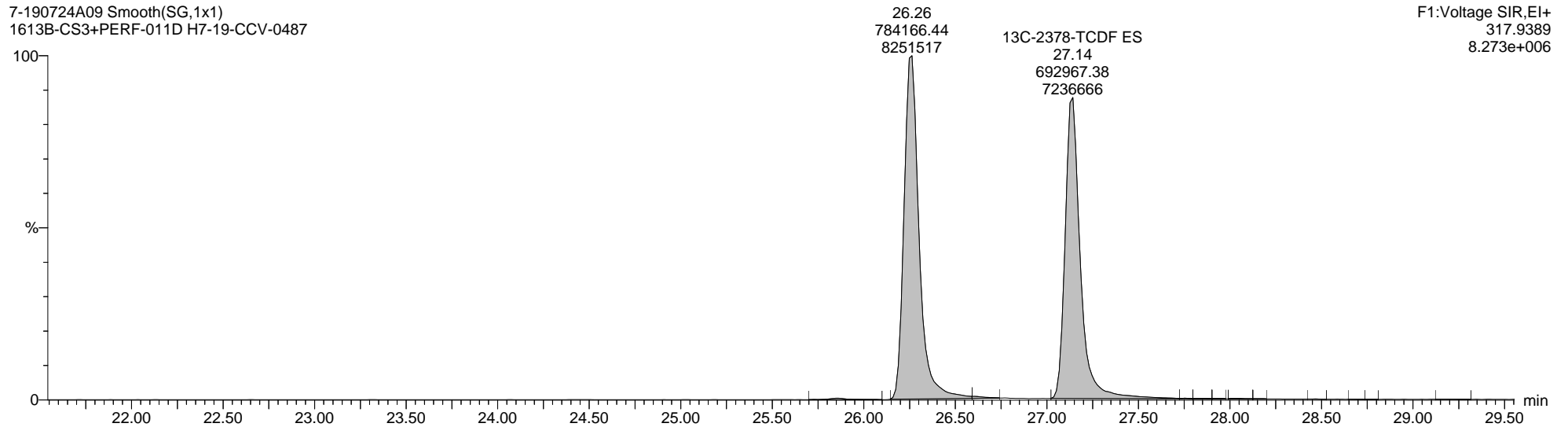
Name: 7-190724A09, Date: 24-Jul-2019, Time: 21:32:42, ID: H7-19-CCV-0487, Description: 1613B-CS3+PERF-011D, Vial: Tray1:1

13C-2378-TCDF ES

7-190724A09 Smooth(SG,1x1)
1613B-CS3+PERF-011D H7-19-CCV-0487



7-190724A09 Smooth(SG,1x1)
1613B-CS3+PERF-011D H7-19-CCV-0487



Quantify Sample Report MassLynx MassLynx V4.1 SCN 901


Dataset: C:\MassLynx\Dioxin.PRO\Result Files\7-190724A-ICAL_M23_QC.qld

Last Altered: Thursday, July 25, 2019 09:33:09 Eastern Daylight Time
Printed: Friday, August 30, 2019 14:30:49 Eastern Daylight Time


Name: 7-190724A09, Date: 24-Jul-2019, Time: 21:32:42, ID: H7-19-CCV-0487, Description: 1613B-CS3+PERF-011D, Vial: Tray1:1

Total-PeCDF-F1

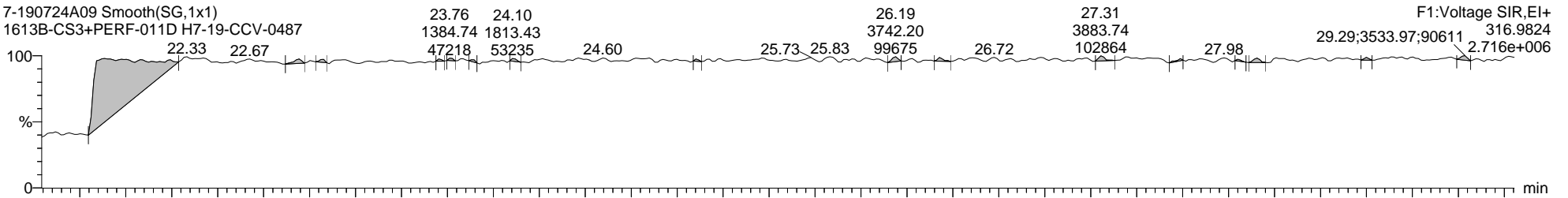
7-190724A09 Smooth(SG,1x1)
1613B-CS3+PERF-011D H7-19-CCV-0487



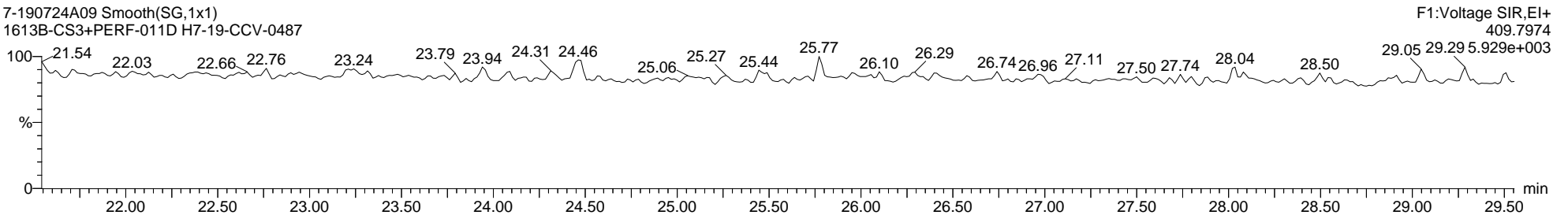
7-190724A09 Smooth(SG,1x1)
1613B-CS3+PERF-011D H7-19-CCV-0487



7-190724A09 Smooth(SG,1x1)
1613B-CS3+PERF-011D H7-19-CCV-0487



7-190724A09 Smooth(SG,1x1)
1613B-CS3+PERF-011D H7-19-CCV-0487



Quantify Sample Report MassLynx MassLynx V4.1 SCN 901

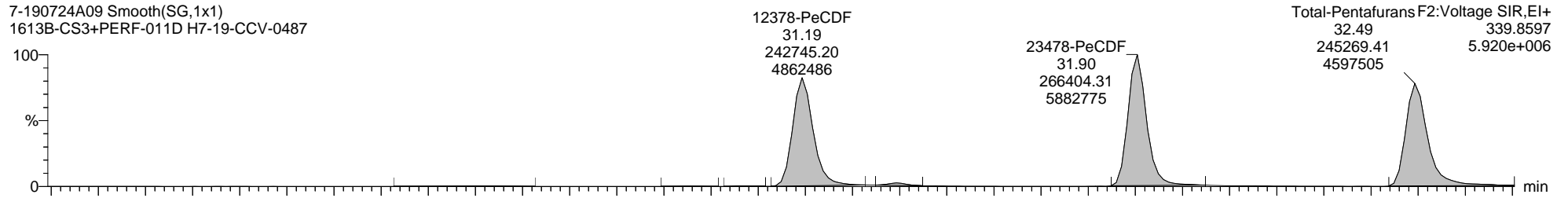
Dataset: C:\MassLynx\Dioxin.PRO\Result Files\7-190724A-ICAL_M23_QC.qld

Last Altered: Thursday, July 25, 2019 09:33:09 Eastern Daylight Time
Printed: Friday, August 30, 2019 14:30:49 Eastern Daylight Time

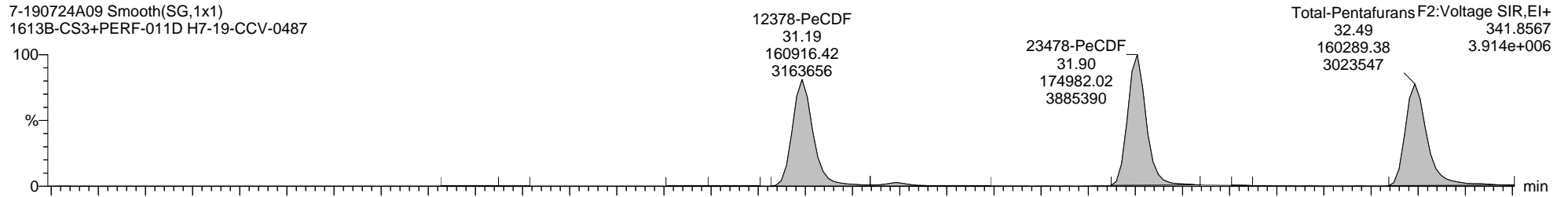
Name: 7-190724A09, Date: 24-Jul-2019, Time: 21:32:42, ID: H7-19-CCV-0487, Description: 1613B-CS3+PERF-011D, Vial: Tray1:1

Total-Pentafurans

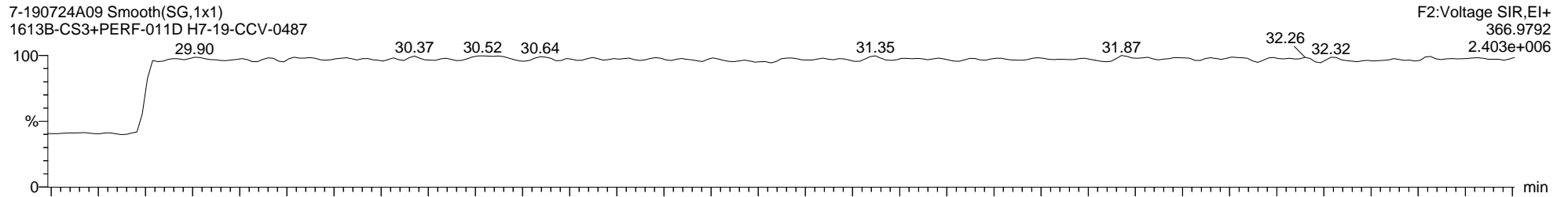
7-190724A09 Smooth(SG,1x1)
1613B-CS3+PERF-011D H7-19-CCV-0487



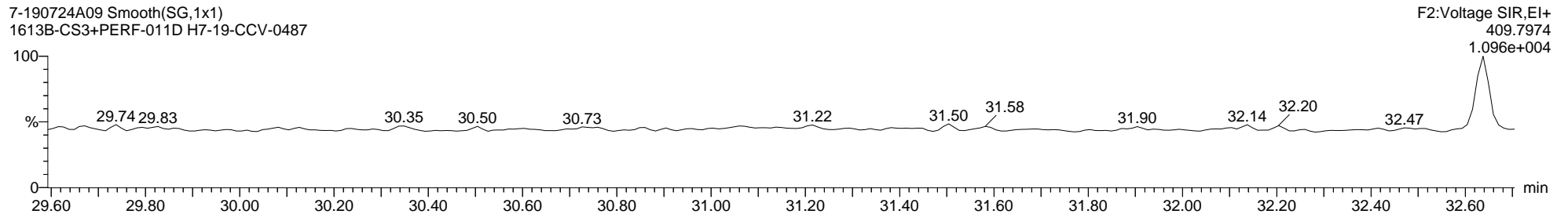
7-190724A09 Smooth(SG,1x1)
1613B-CS3+PERF-011D H7-19-CCV-0487



7-190724A09 Smooth(SG,1x1)
1613B-CS3+PERF-011D H7-19-CCV-0487



7-190724A09 Smooth(SG,1x1)
1613B-CS3+PERF-011D H7-19-CCV-0487



Dataset: C:\MassLynx\Dioxin.PRO\Result Files\7-190724A-ICAL_M23_QC.qld

Last Altered: Thursday, July 25, 2019 09:33:09 Eastern Daylight Time

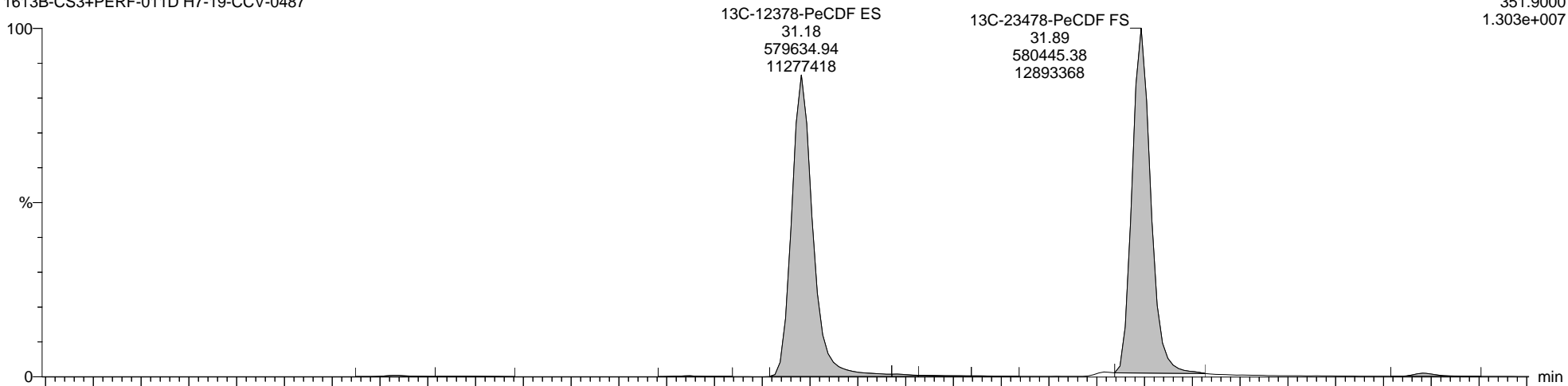
Printed: Friday, August 30, 2019 14:30:49 Eastern Daylight Time

Name: 7-190724A09, Date: 24-Jul-2019, Time: 21:32:42, ID: H7-19-CCV-0487, Description: 1613B-CS3+PERF-011D, Vial: Tray1:1

13C-12378-PeCDF ES

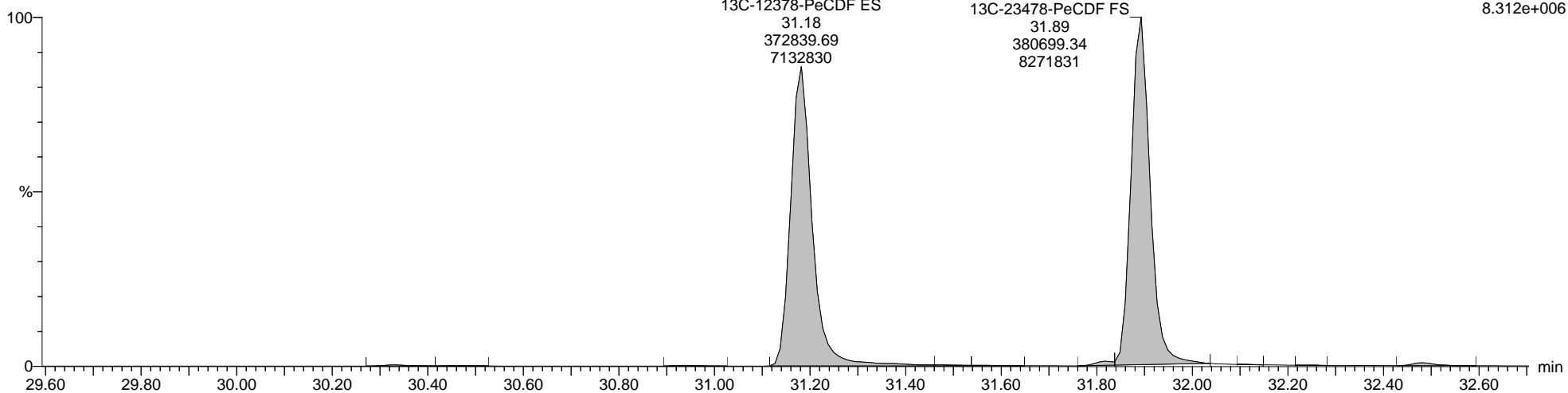
7-190724A09 Smooth(SG,1x1)
1613B-CS3+PERF-011D H7-19-CCV-0487

F2:Voltage SIR,EI+
351.9000
1.303e+007



7-190724A09 Smooth(SG,1x1)
1613B-CS3+PERF-011D H7-19-CCV-0487

F2:Voltage SIR,EI+
353.8970
8.312e+006



Quantify Sample Report MassLynx MassLynx V4.1 SCN 901

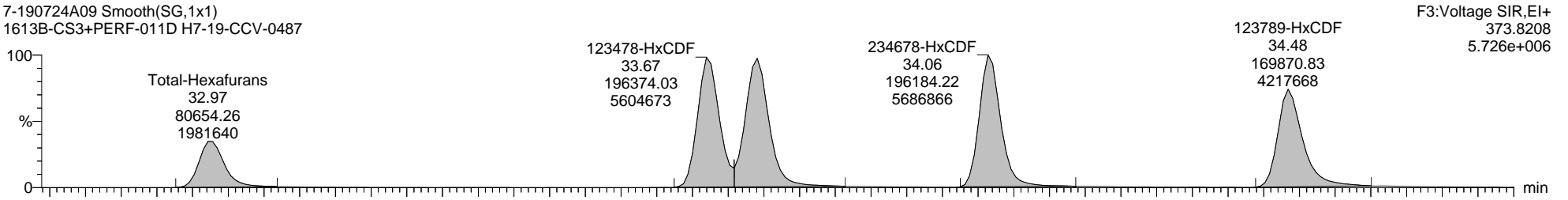
Dataset: C:\MassLynx\Dioxin.PRO\Result Files\7-190724A-ICAL_M23_QC.qld

Last Altered: Thursday, July 25, 2019 09:33:09 Eastern Daylight Time
Printed: Friday, August 30, 2019 14:30:49 Eastern Daylight Time

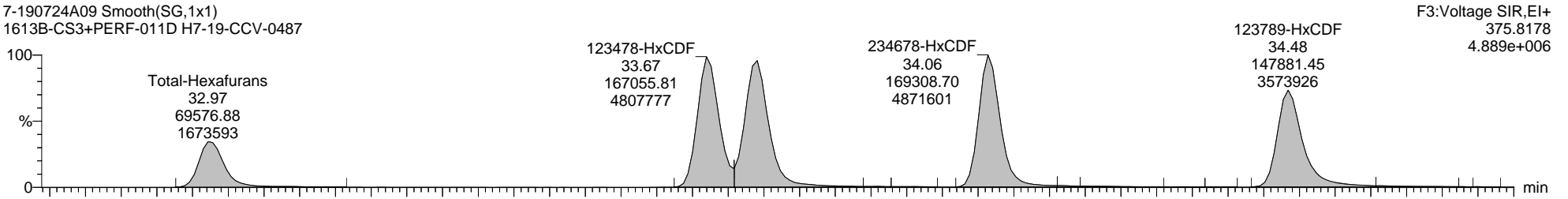
Name: 7-190724A09, Date: 24-Jul-2019, Time: 21:32:42, ID: H7-19-CCV-0487, Description: 1613B-CS3+PERF-011D, Vial: Tray1:1

Total-Hexafurans

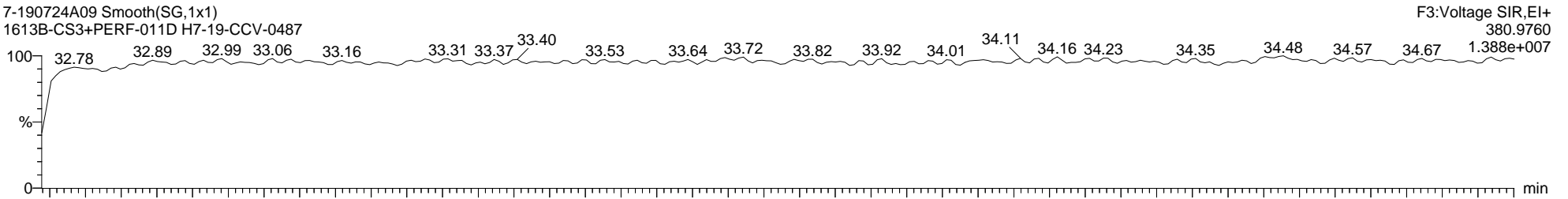
7-190724A09 Smooth(SG,1x1)
1613B-CS3+PERF-011D H7-19-CCV-0487



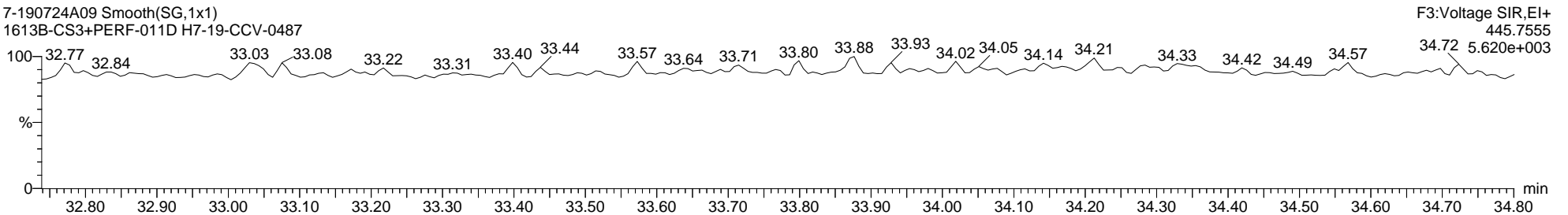
7-190724A09 Smooth(SG,1x1)
1613B-CS3+PERF-011D H7-19-CCV-0487



7-190724A09 Smooth(SG,1x1)
1613B-CS3+PERF-011D H7-19-CCV-0487



7-190724A09 Smooth(SG,1x1)
1613B-CS3+PERF-011D H7-19-CCV-0487



Quantify Sample Report MassLynx MassLynx V4.1 SCN 901

Dataset: C:\MassLynx\Dioxin.PRO\Result Files\7-190724A-ICAL_M23_QC.qld

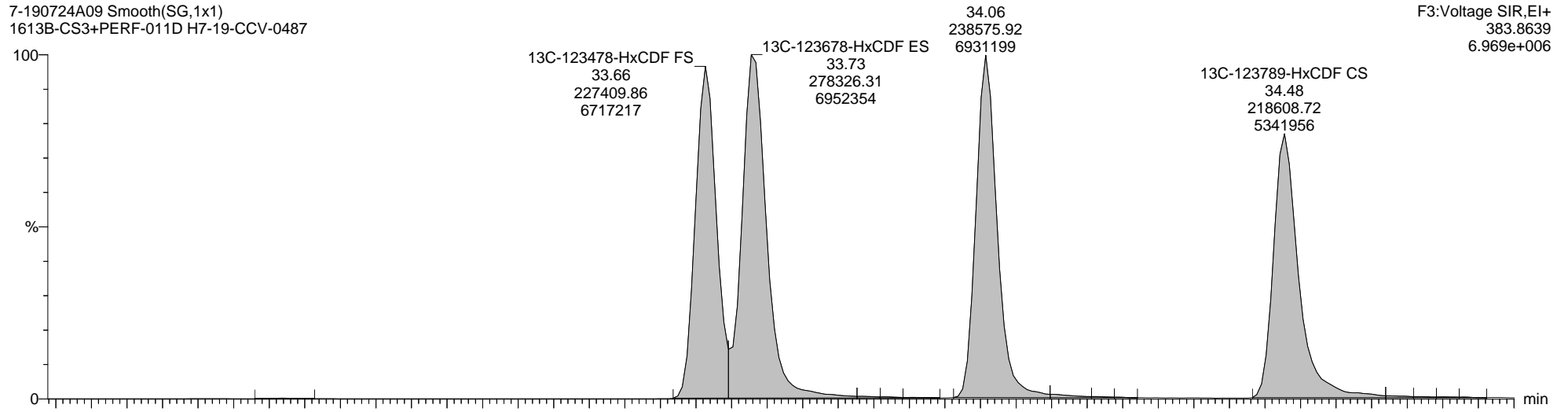
Last Altered: Thursday, July 25, 2019 09:33:09 Eastern Daylight Time

Printed: Friday, August 30, 2019 14:30:49 Eastern Daylight Time

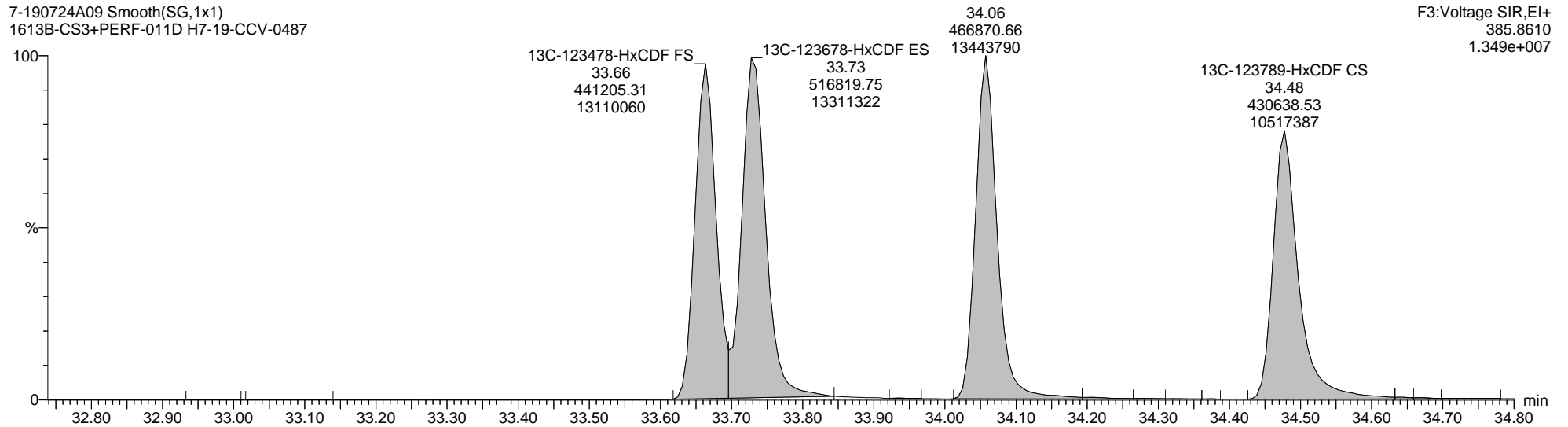
Name: 7-190724A09, Date: 24-Jul-2019, Time: 21:32:42, ID: H7-19-CCV-0487, Description: 1613B-CS3+PERF-011D, Vial: Tray1:1

13C-123678-HxCDF ES

7-190724A09 Smooth(SG,1x1)
1613B-CS3+PERF-011D H7-19-CCV-0487



7-190724A09 Smooth(SG,1x1)
1613B-CS3+PERF-011D H7-19-CCV-0487



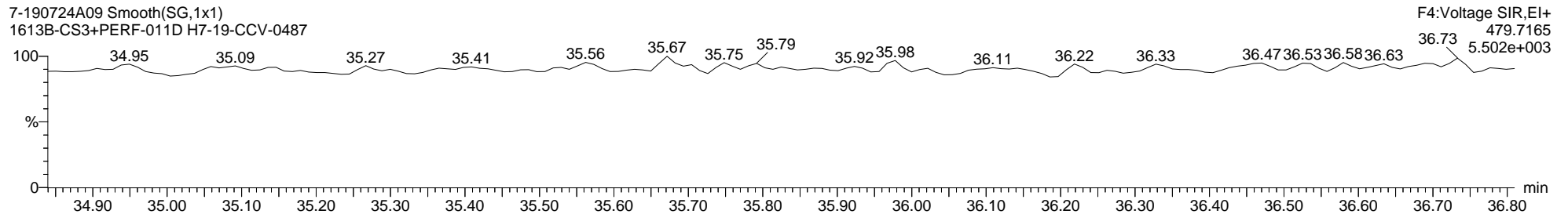
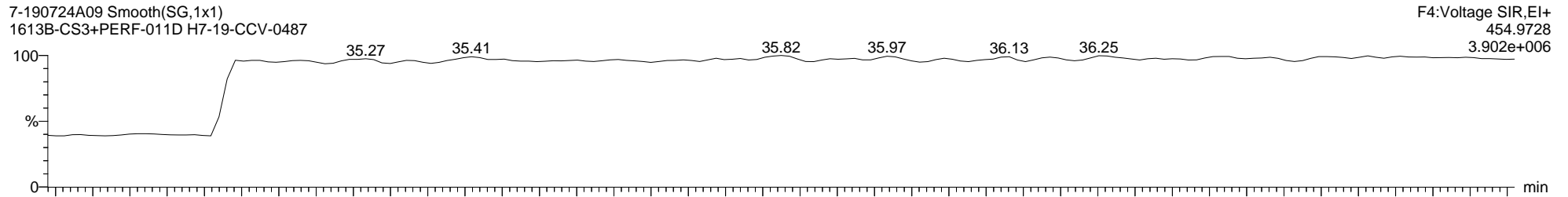


Quantify Sample Report MassLynx MassLynx V4.1 SCN 901

Dataset: C:\MassLynx\Dioxin.PRO\Result Files\7-190724A-ICAL_M23_QC.qld

Last Altered: Thursday, July 25, 2019 09:33:09 Eastern Daylight Time
Printed: Friday, August 30, 2019 14:30:49 Eastern Daylight Time

Name: 7-190724A09, Date: 24-Jul-2019, Time: 21:32:42, ID: H7-19-CCV-0487, Description: 1613B-CS3+PERF-011D, Vial: Tray1:1

Total-Heptafurans



Quantify Sample Report MassLynx MassLynx V4.1 SCN 901

Dataset: C:\MassLynx\Dioxin.PRO\Result Files\7-190724A-ICAL_M23_QC.qld

Last Altered: Thursday, July 25, 2019 09:33:09 Eastern Daylight Time

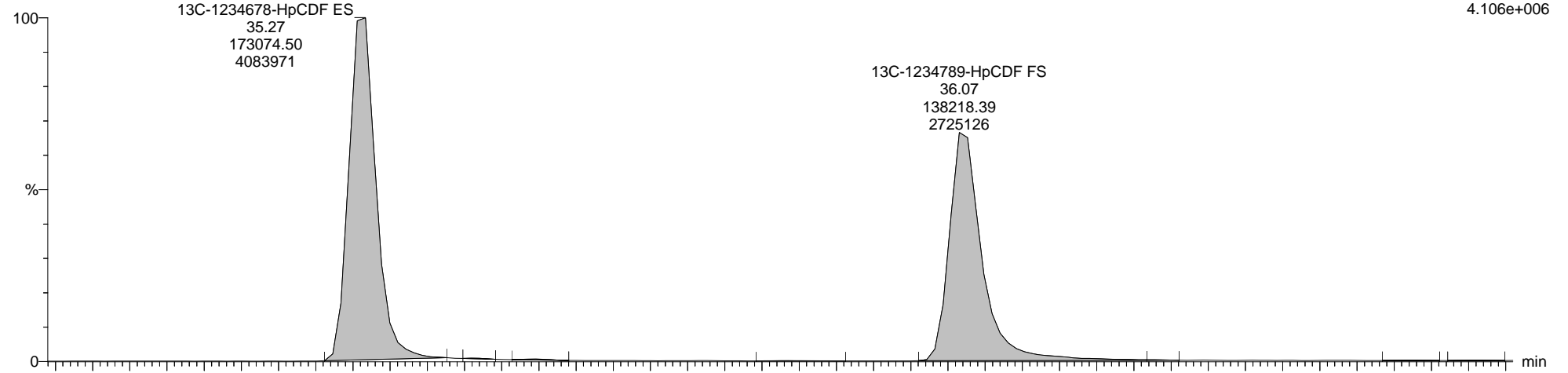
Printed: Friday, August 30, 2019 14:30:49 Eastern Daylight Time

Name: 7-190724A09, Date: 24-Jul-2019, Time: 21:32:42, ID: H7-19-CCV-0487, Description: 1613B-CS3+PERF-011D, Vial: Tray1:1

13C-1234678-HpCDF ES

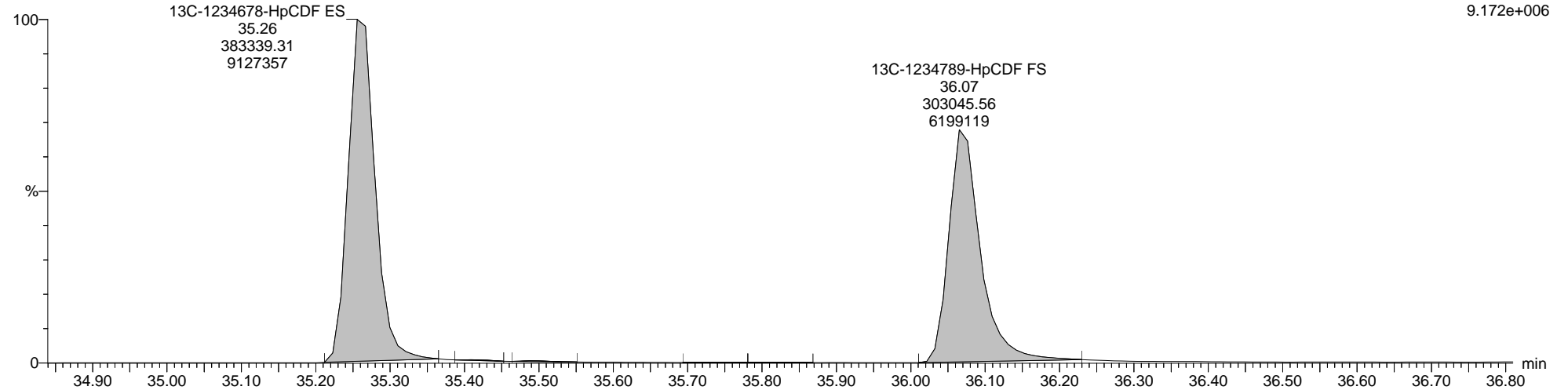
7-190724A09 Smooth(SG,1x1)
1613B-CS3+PERF-011D H7-19-CCV-0487

F4:Voltage SIR,EI+
417.8253
4.106e+006



7-190724A09 Smooth(SG,1x1)
1613B-CS3+PERF-011D H7-19-CCV-0487

F4:Voltage SIR,EI+
419.8220
9.172e+006



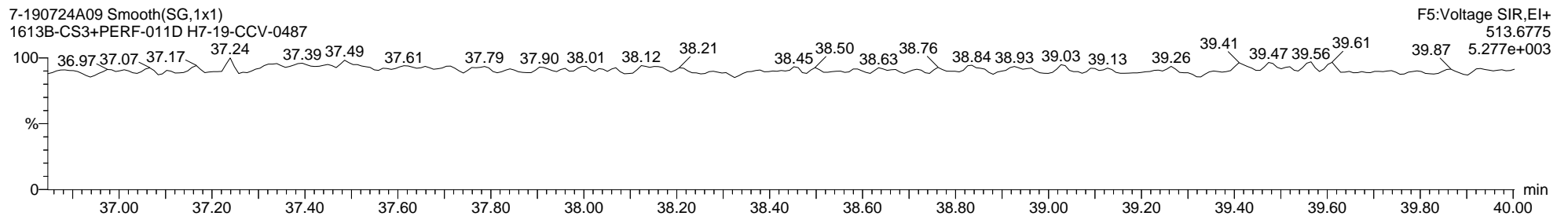
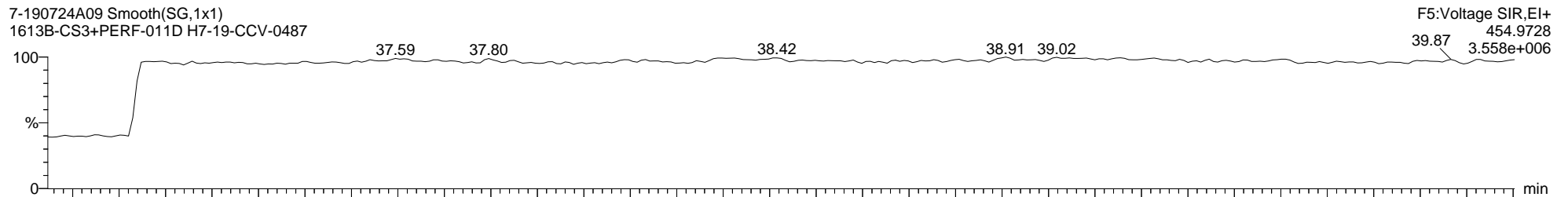
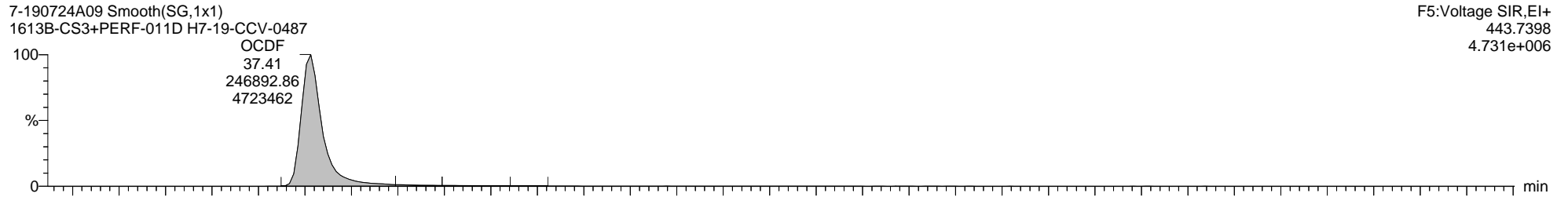

Quantify Sample Report MassLynx MassLynx V4.1 SCN 901

Dataset: C:\MassLynx\Dioxin.PRO\Result Files\7-190724A-ICAL_M23_QC.qld

Last Altered: Thursday, July 25, 2019 09:33:09 Eastern Daylight Time
Printed: Friday, August 30, 2019 14:30:49 Eastern Daylight Time

Name: 7-190724A09, Date: 24-Jul-2019, Time: 21:32:42, ID: H7-19-CCV-0487, Description: 1613B-CS3+PERF-011D, Vial: Tray1:1

Totals-OCDF



Quantify Audit Report MassLynx MassLynx V4.1 SCN 901

Dataset: C:\MassLynx\Dioxin.PRO\Result Files\7-190724A-ICAL_M23_QC.qld

Last Altered: Thursday, July 25, 2019 09:33:09 Eastern Daylight Time

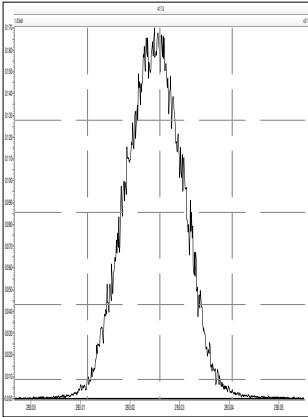
Printed: Friday, August 30, 2019 14:30:49 Eastern Daylight Time

Date	Time	Event	Details	Comments
25-Jul-19	09:31:55	Process Extract		
25-Jul-19	09:31:55	Process Integrate		
25-Jul-19	09:31:55	Process Quantify		
25-Jul-19	09:31:55	Dataset Created		
25-Jul-19	09:32:06	Pre modification peak	Sample:7-190724A05, Compound:TD, RT:28.095	
25-Jul-19	09:32:06	Peak modified	Sample:7-190724A05, Compound:TD, RT:28.095	TP190725MB
25-Jul-19	09:32:19	Pre modification peak	Sample:7-190724A05, Compound:HXD, RT:34.213	
25-Jul-19	09:32:19	Peak modified	Sample:7-190724A05, Compound:HXD, RT:34.213	TP190725MB
25-Jul-19	09:32:19	Pre modification peak	Sample:7-190724A05, Compound:HXD, RT:34.167	
25-Jul-19	09:32:19	Peak modified	Sample:7-190724A05, Compound:HXD, RT:34.167	TP190725MB
25-Jul-19	09:32:32	Pre modification peak	Sample:7-190724A05, Compound:TF, RT:27.171	
25-Jul-19	09:32:32	Peak modified	Sample:7-190724A05, Compound:TF, RT:27.171	TP190725MB
25-Jul-19	09:32:32	Pre modification peak	Sample:7-190724A05, Compound:TF, RT:27.171	
25-Jul-19	09:32:32	Peak modified	Sample:7-190724A05, Compound:TF, RT:27.171	TP190725MB
25-Jul-19	09:32:57	Pre modification peak	Sample:7-190724A05, Compound:PF-f2, RT:31.904	
25-Jul-19	09:32:57	Peak modified	Sample:7-190724A05, Compound:PF-f2, RT:31.904	TP190725MB
25-Jul-19	09:32:57	Pre modification peak	Sample:7-190724A05, Compound:PF-f2, RT:31.204	
25-Jul-19	09:32:57	Peak modified	Sample:7-190724A05, Compound:PF-f2, RT:31.204	TP190725MB
25-Jul-19	09:32:57	Pre modification peak	Sample:7-190724A05, Compound:PF-f2, RT:31.904	
25-Jul-19	09:32:57	Peak modified	Sample:7-190724A05, Compound:PF-f2, RT:31.904	TP190725MB
25-Jul-19	09:32:57	Pre modification peak	Sample:7-190724A05, Compound:PF-f2, RT:31.204	
25-Jul-19	09:32:57	Peak modified	Sample:7-190724A05, Compound:PF-f2, RT:31.204	TP190725MB
25-Jul-19	09:33:08	Pre modification peak	Sample:7-190724A05, Compound:HXF, RT:34.491	
25-Jul-19	09:33:08	Peak modified	Sample:7-190724A05, Compound:HXF, RT:34.491	TP190725MB
25-Jul-19	09:33:08	Pre modification peak	Sample:7-190724A05, Compound:HXF, RT:34.484	
25-Jul-19	09:33:08	Peak modified	Sample:7-190724A05, Compound:HXF, RT:34.484	TP190725MB
25-Jul-19	09:33:43	Dataset Saved	Saved to 'C:\MassLynx\Dioxin.PRO\Result Files\7-190724A-I...	

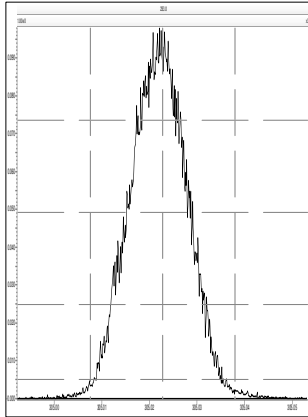
File: Experiment: Dioxin_1613B.exp Reference: Pfk.ref Function: 1 @ 200 (ppm)

Printed: Wednesday, July 24, 2019 15:54:14 Eastern Daylight Time

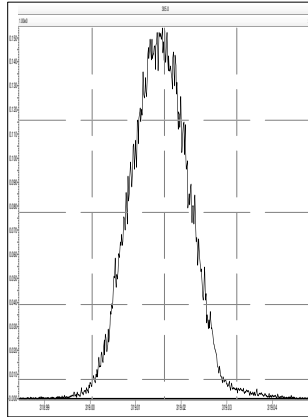
M 292.9824 R 11624



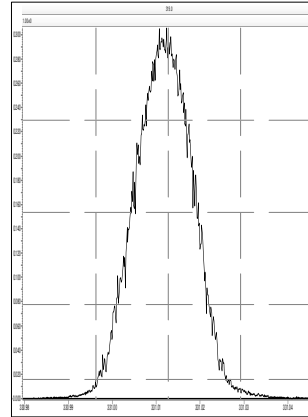
M 304.9824 R 11363



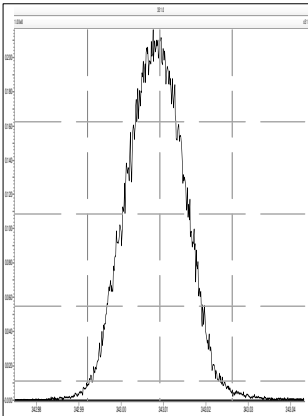
M 318.9792 R 11466



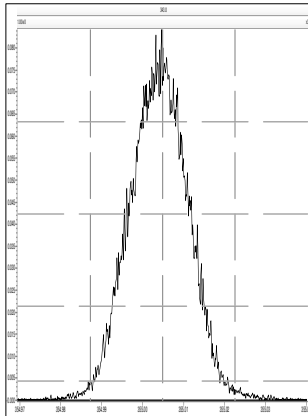
M 330.9792 R 11212



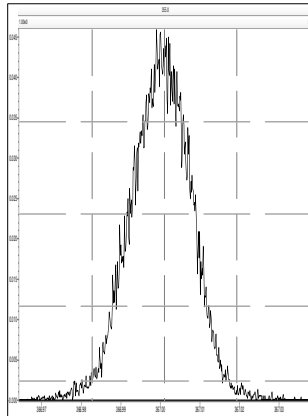
M 342.9792 R 10964



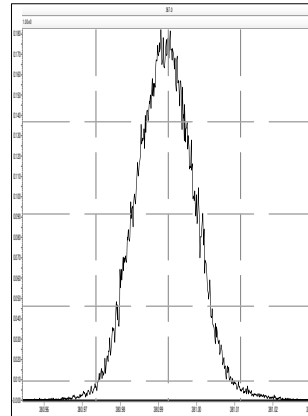
M 354.9792 R 11064



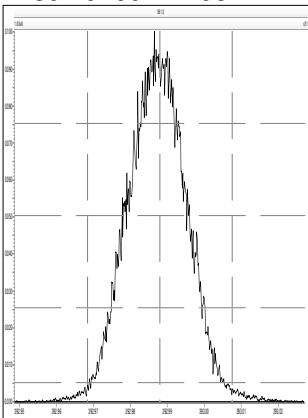
M 366.9792 R 10460



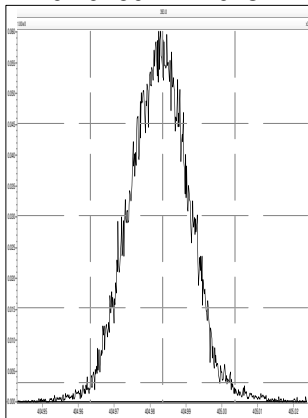
M 380.9760 R 10683



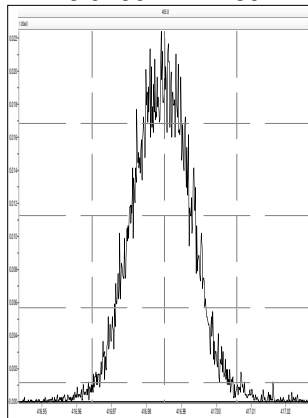
M 392.9760 R 10871



M 404.9760 R 11013



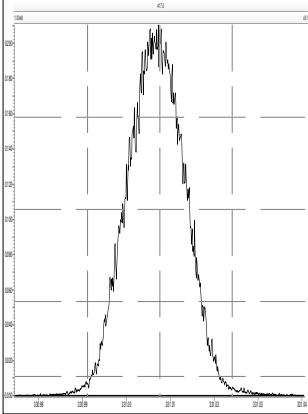
M 416.9760 R 11159



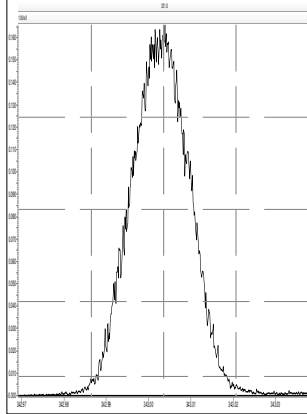
File: Experiment: Dioxin_1613B.exp Reference: Pfk.ref Function: 2 @ 200 (ppm)

Printed: Wednesday, July 24, 2019 15:54:42 Eastern Daylight Time

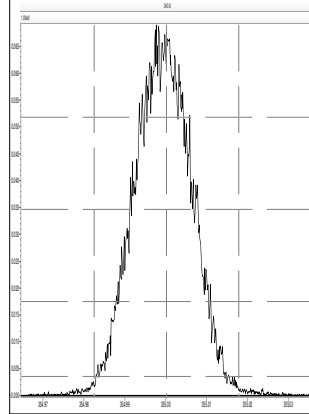
M 330.9792 R 11212



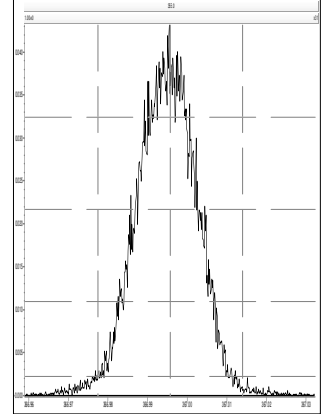
M 342.9792 R 11260



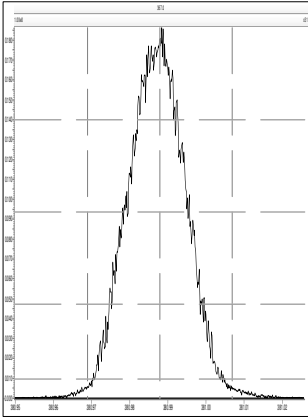
M 354.9792 R 11108



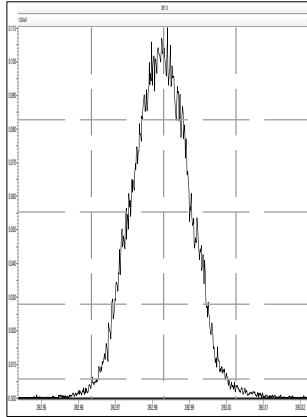
M 366.9792 R 10331



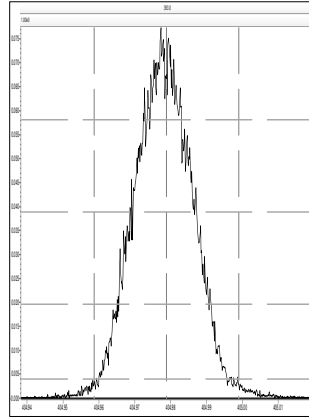
M 380.9760 R 11164



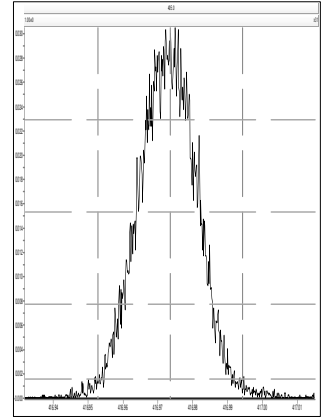
M 392.9760 R 11108



M 404.9760 R 11312



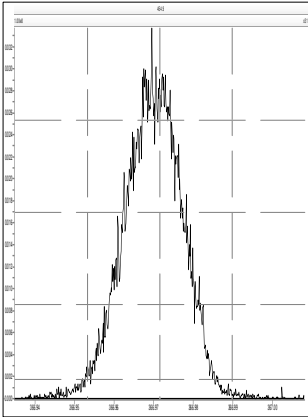
M 416.9760 R 11366



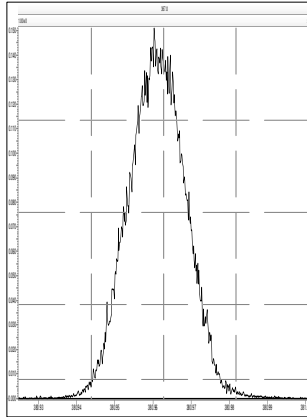
File: Experiment: Dioxin_1613B.exp Reference: Pfk.ref Function: 3 @ 200 (ppm)

Printed: Wednesday, July 24, 2019 15:55:05 Eastern Daylight Time

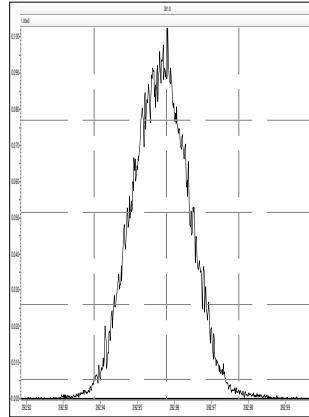
M 366.9792 R 10822



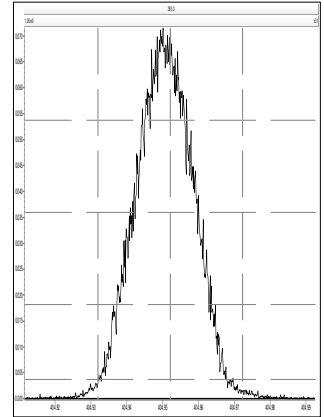
M 380.9760 R 11315



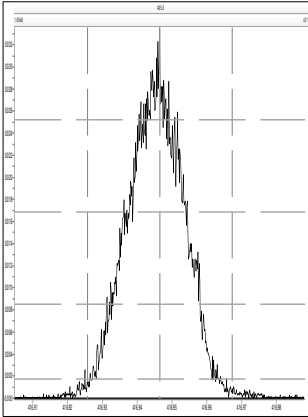
M 392.9760 R 11364



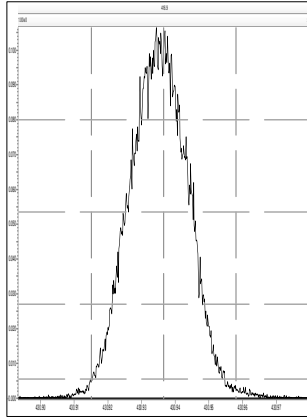
M 404.9760 R 11260



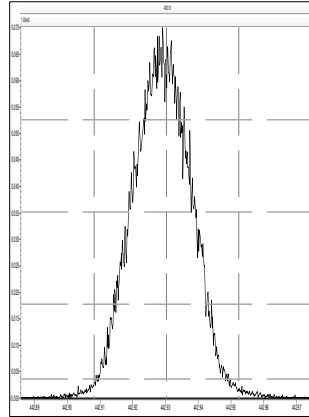
M 416.9760 R 10915



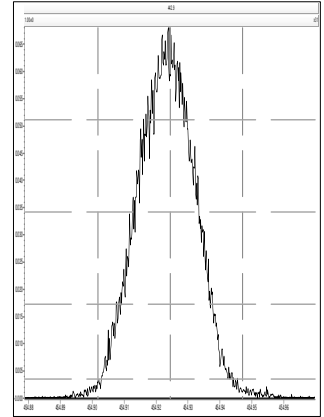
M 430.9728 R 10913



M 442.9728 R 10916



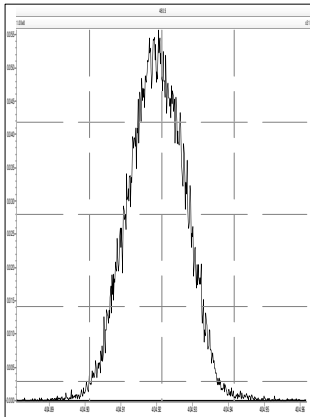
M 454.9728 R 11014



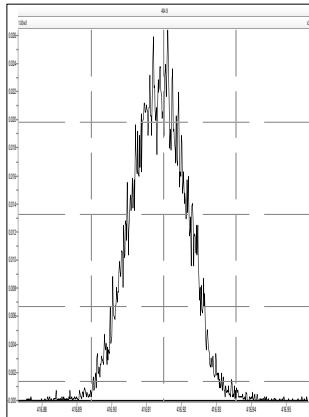
File: Experiment: Dioxin_1613B.exp Reference: Pfk.ref Function: 4 @ 200 (ppm)

Printed: Wednesday, July 24, 2019 15:55:29 Eastern Daylight Time

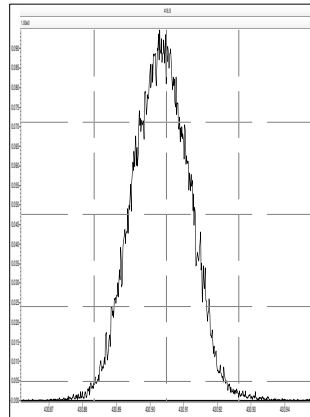
M 404.9760 R 11016



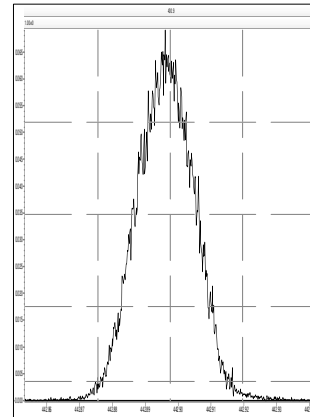
M 416.9760 R 11849



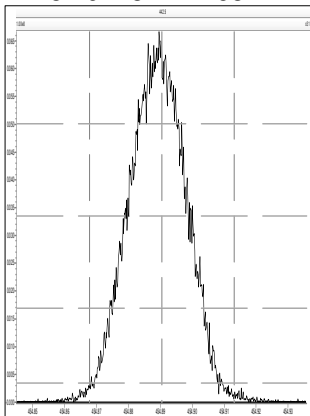
M 430.9728 R 10964



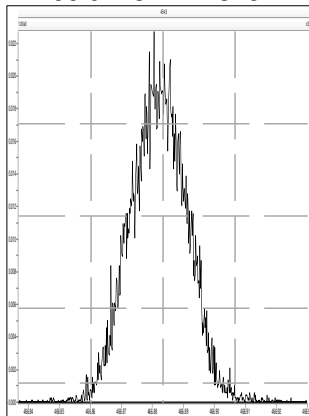
M 442.9728 R 11790



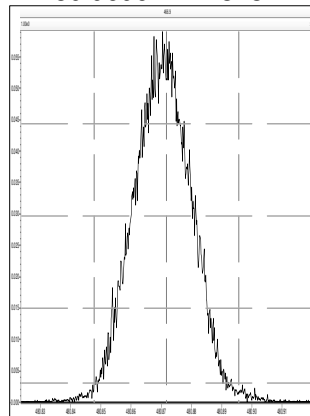
M 454.9728 R 11682



M 466.9728 R 11315



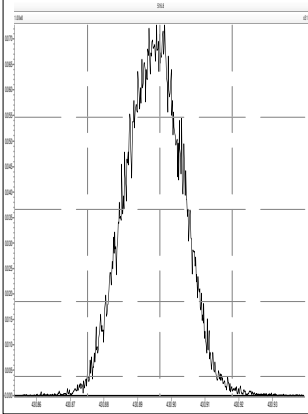
M 480.9696 R 11313



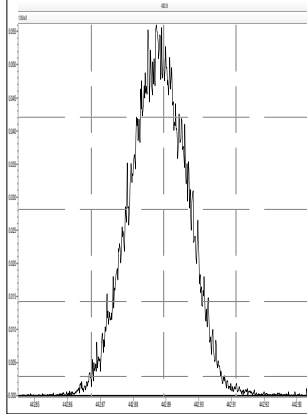
File: Experiment: Dioxin_1613B.exp Reference: Pfk.ref Function: 5 @ 200 (ppm)

Printed: Wednesday, July 24, 2019 15:55:52 Eastern Daylight Time

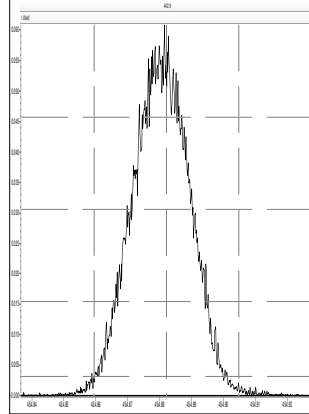
M 430.9728 R 11736



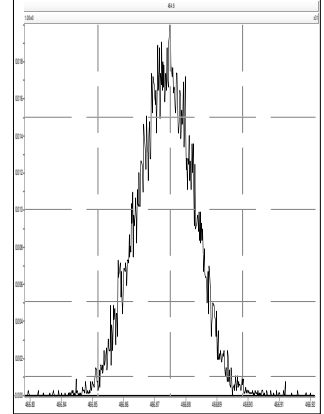
M 442.9728 R 11310



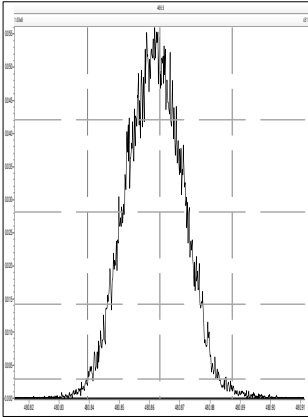
M 454.9728 R 11312



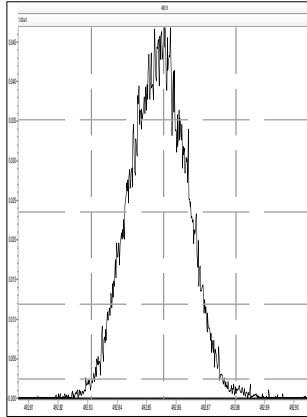
M 466.9728 R 11466



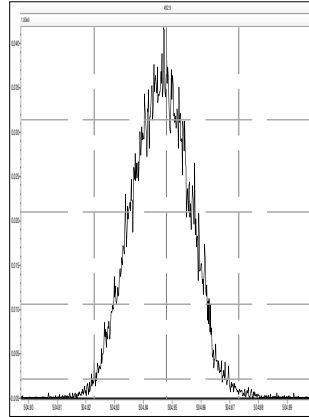
M 480.9696 R 10962



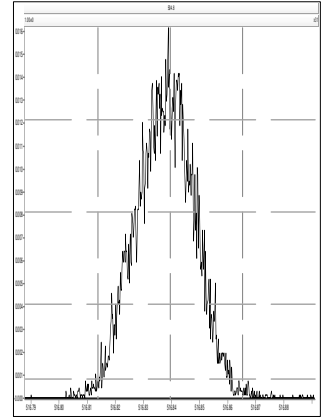
M 492.9696 R 11363



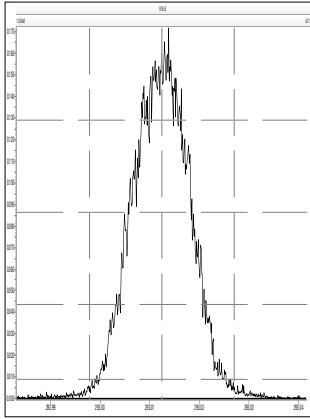
M 504.9696 R 11112



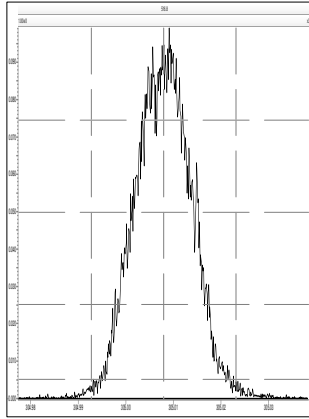
M 516.9697 R 11016



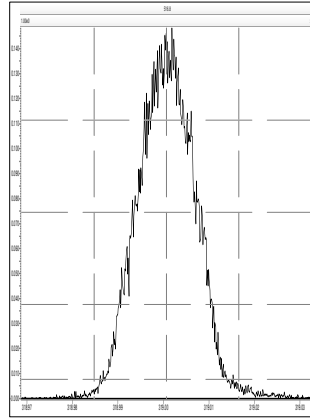
M 292.9824 R 11605



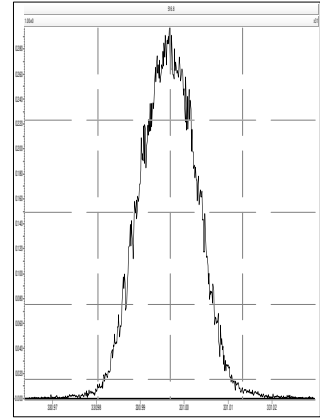
M 304.9824 R 11235



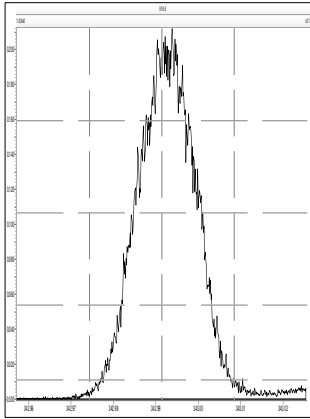
M 318.9792 R 11446



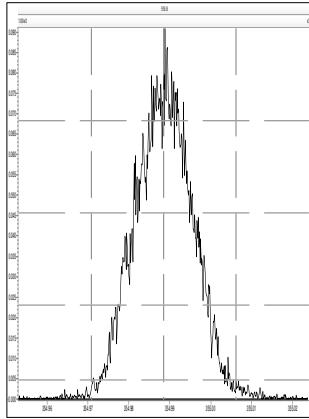
M 330.9792 R 11365



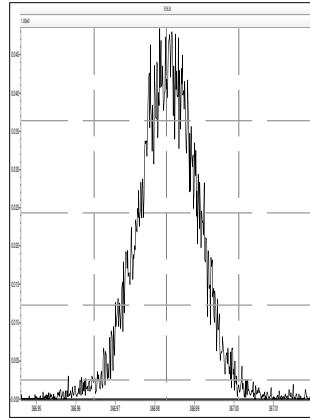
M 342.9792 R 11236



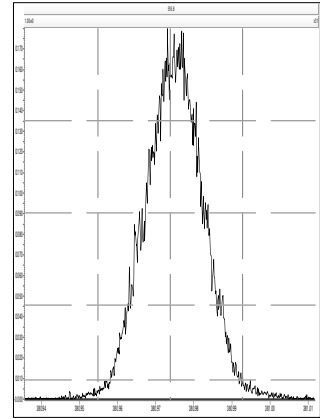
M 354.9792 R 11669



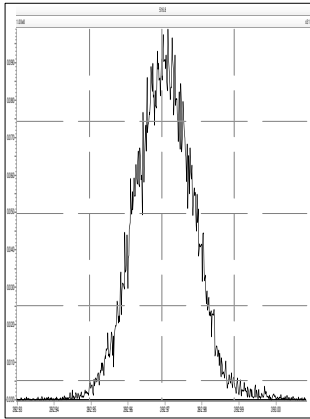
M 366.9792 R 11712



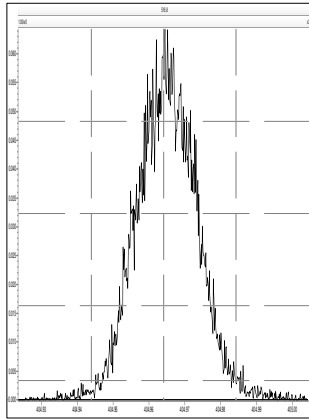
M 380.9760 R 11338



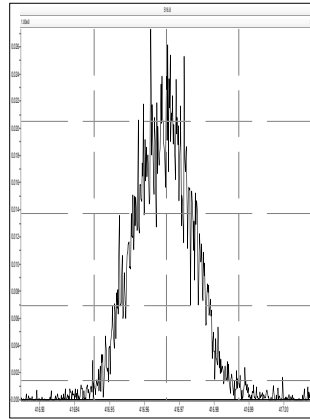
M 392.9760 R 11069



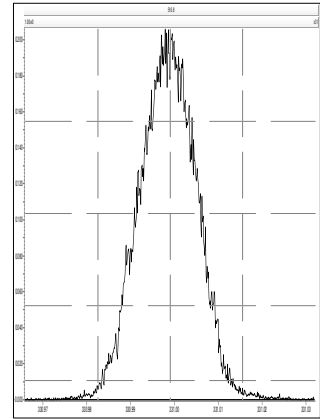
M 404.9760 R 11185



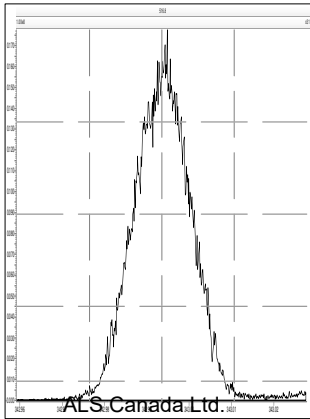
M 416.9760 R 11712



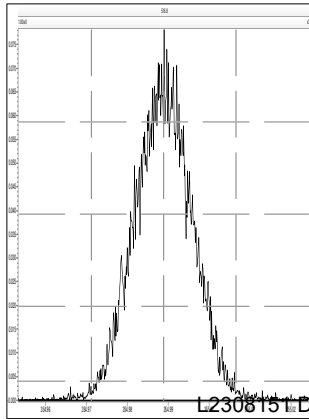
M 330.9792 R 11467



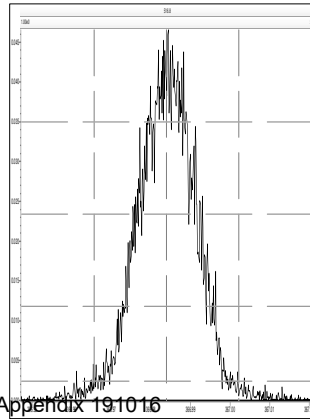
M 342.9792 R 11389



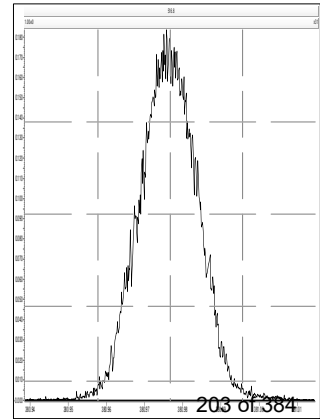
M 354.9792 R 11240



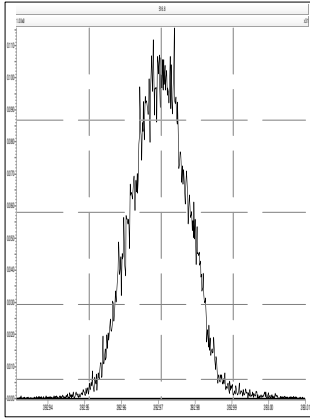
M 366.9792 R 12400



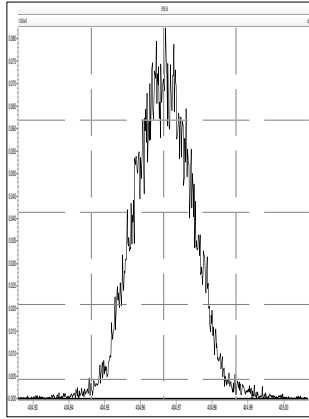
M 380.9760 R 11554



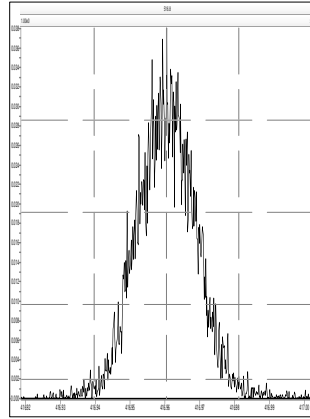
M 392.9760 R 11417



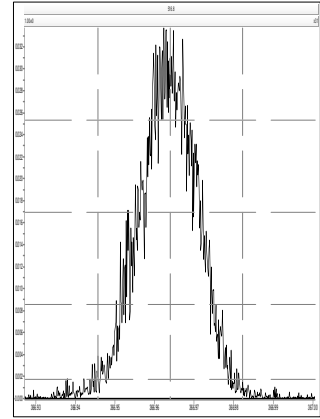
M 404.9760 R 11473



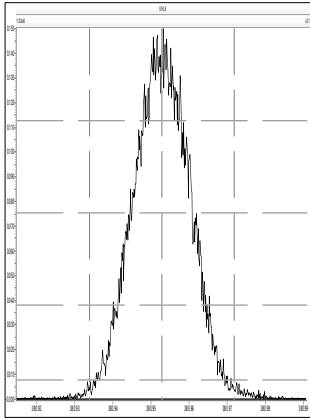
M 416.9760 R 12149



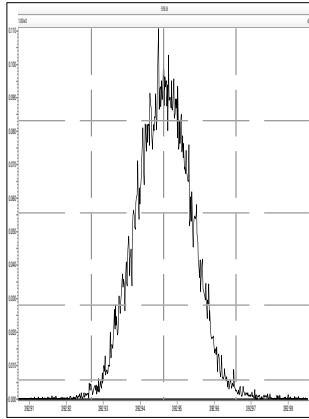
M 366.9792 R 11594



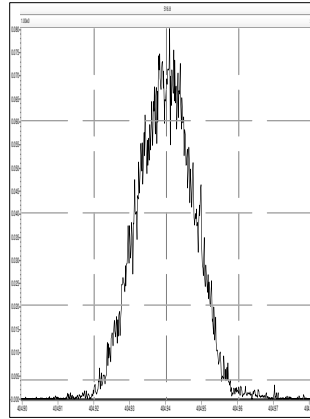
M 380.9760 R 11582



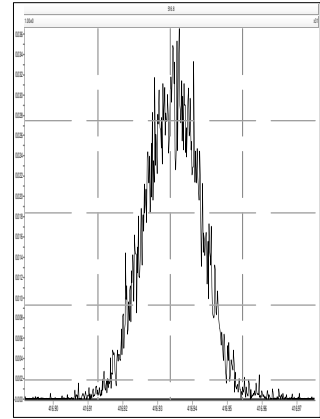
M 392.9760 R 11547



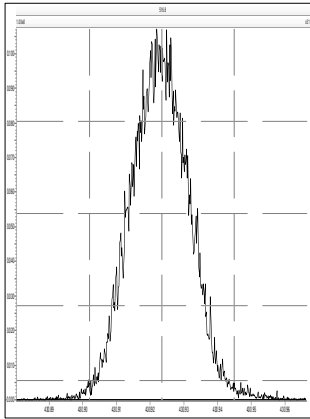
M 404.9760 R 11576



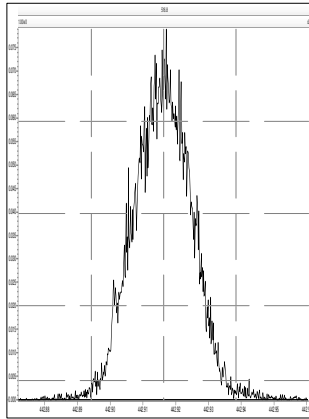
M 416.9760 R 12167



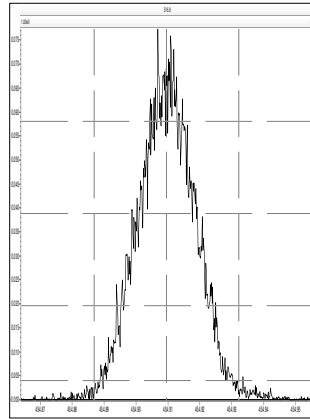
M 430.9728 R 11289



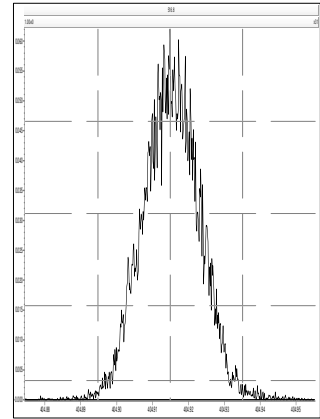
M 442.9728 R 12048



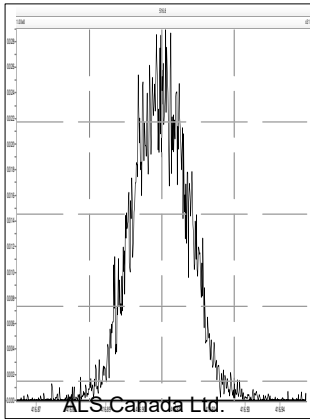
M 454.9728 R 11365



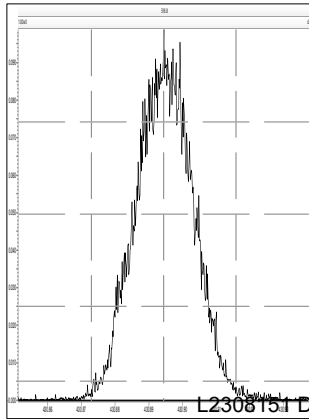
M 404.9760 R 11854



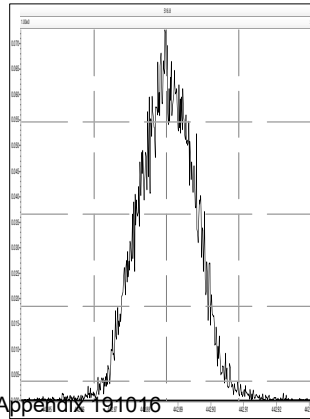
M 416.9760 R 11757



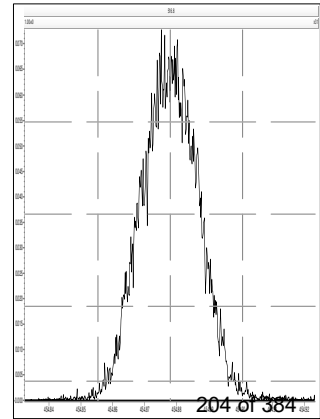
M 430.9728 R 11446



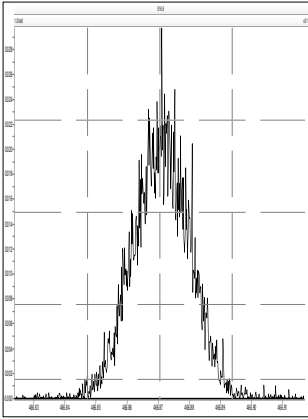
M 442.9728 R 12019



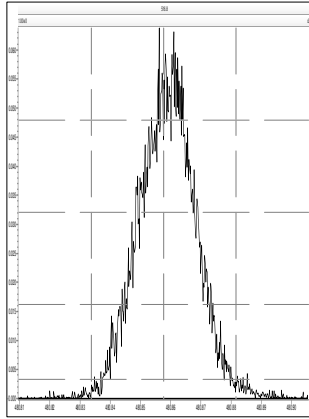
M 454.9728 R 12197



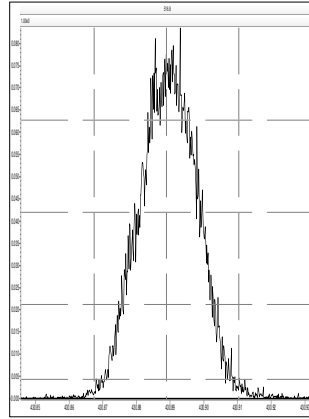
M 466.9728 R 12306



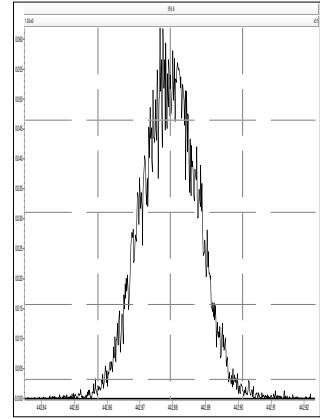
M 480.9696 R 11363



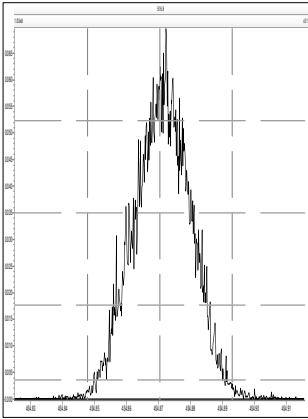
M 430.9728 R 11793



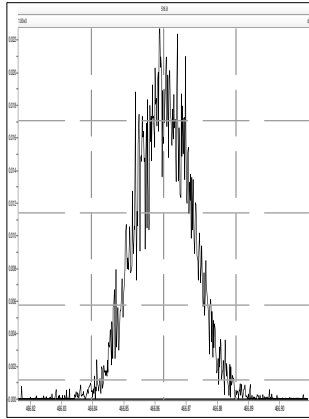
M 442.9728 R 11963



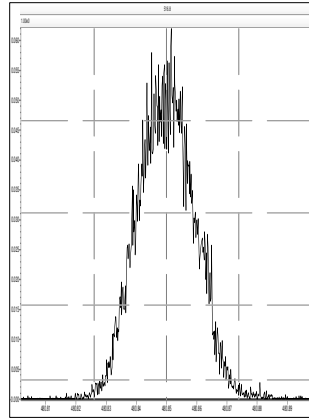
M 454.9728 R 11186



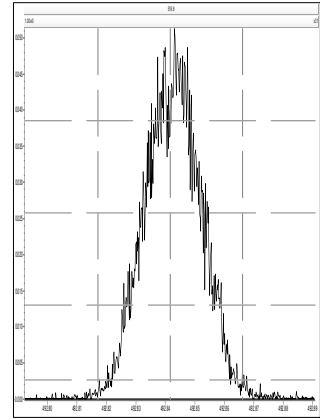
M 466.9728 R 12233



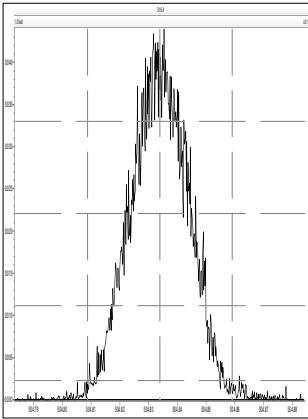
M 480.9696 R 11526



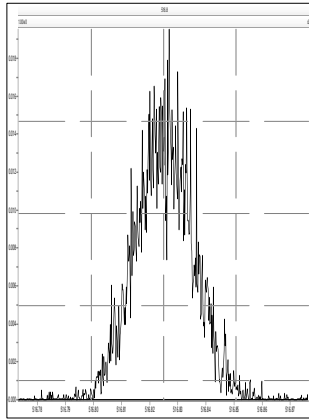
M 492.9696 R 12023



M 504.9696 R 11712



M 516.9697 R 11993



Sample List Report

MassLynx 4.1 SCN815 SCN795

Sample List: C:\MassLynx\Default.pro\Sampledb\7-190726A-RUN.SPL
 Last Modified: Friday, July 26, 2019 12:39:53 Eastern Daylight Time
 Printed: Friday, July 26, 2019 12:40:00 Eastern Daylight Time

Page 1 of 2

Page Position (1, 1)

File Name	Sample ID	File Text	MS File	Inlet File	Vial	Inject Volume	
1	7-190726A01	H7-19-CCV-0493	1613B-CS3+PERF-011D	Dioxin_1613B	Dioxin_1613B	Tray1:1	1.000000
2	7-190726A02	WG3113104-2-CPV	1613 LCS	Dioxin_1613B	Dioxin_1613B	Tray1:3	1.000000
3	7-190726A03	WG3100794-3	DX ENI	Dioxin_1613B	Dioxin_1613B	Tray1:4	1.000000
4	7-190726A04	TOLUENE	INST BLANK	Dioxin_1613B	Dioxin_1613B	Tray1:2	2.000000
5	7-190726A05	TOLUENE	INST BLANK	Dioxin_1613B	Dioxin_1613B	Tray1:2	2.000000
6	7-190726A06	WG3113104-1-CPV	1613 MB	Dioxin_1613B	Dioxin_1613B	Tray1:5	1.000000
7	7-190726A07	L2313146-1	1613	Dioxin_1613B	Dioxin_1613B	Tray1:6	1.000000
8	7-190726A08	WG3113104-4-CPV	DUP (L2313146-1)	Dioxin_1613B	Dioxin_1613B	Tray1:7	1.000000
9	7-190726A09	L2313146-2	1613	Dioxin_1613B	Dioxin_1613B	Tray1:8	1.000000
10	7-190726A10	L2313146-3	1613	Dioxin_1613B	Dioxin_1613B	Tray1:9	1.000000
11	7-190726A11	H7-19-CCV-0494	1613B-CS3+PERF-011D	Dioxin_1613B	Dioxin_1613B	Tray1:1	1.000000
12	7-190726A12	WG3081836-2-CR	M23 LCS	Dioxin_1613B	Dioxin_1613B	Tray1:10	1.000000
13	7-190726A13	TOLUENE	INST BLANK	Dioxin_1613B	Dioxin_1613B	Tray1:2	2.000000
14	7-190726A14	TOLUENE	INST BLANK	Dioxin_1613B	Dioxin_1613B	Tray1:2	2.000000
15	7-190726A15	WG3081836-1-CR	M23 MB	Dioxin_1613B	Dioxin_1613B	Tray1:11	1.000000
16	7-190726A16	L2294320-1	M23	Dioxin_1613B	Dioxin_1613B	Tray1:12	1.000000
17	7-190726A17	L2294320-2	M23	Dioxin_1613B	Dioxin_1613B	Tray1:13	1.000000
18	7-190726A18	L2294320-3	M23	Dioxin_1613B	Dioxin_1613B	Tray1:14	1.000000
19	7-190726A19	L2301798-1-CR	M23	Dioxin_1613B	Dioxin_1613B	Tray1:15	1.000000
20	7-190726A20	L2301798-2	M23	Dioxin_1613B	Dioxin_1613B	Tray1:16	1.000000
21	7-190726A21	L2301798-3	M23	Dioxin_1613B	Dioxin_1613B	Tray1:17	1.000000
22	7-190726A22	L2308151-1	M23	Dioxin_1613B	Dioxin_1613B	Tray1:18	1.000000
23	7-190726A23	L2308151-2	M23	Dioxin_1613B	Dioxin_1613B	Tray1:19	1.000000
24	7-190726A24	L2308151-3	M23	Dioxin_1613B	Dioxin_1613B	Tray1:20	1.000000
25	7-190726A25	H7-19-CCV-0495	1613B-CS3+PERF-011D	Dioxin_1613B	Dioxin_1613B	Tray1:1	1.000000

VP ✓
 PMR ✓
 INS A1 ✓ A2 ✓
 CO A1 ✓ A2 ✓
 REC/RAT A1 ✓ A2 ✓
 DILN A1 ✓ A2 ✓
 LM/RPE A1 ✓ A2 ✓
 CC ✓
 MR ✓
 RL ✓
 RES ✓
 DATA ✓

✓ 7-190726A1-Q1-072974
 ✓ 7-190726A2-Q2-072974

Sample List Report

MassLynx MassLynx V4.1 SCN 901

Sample List: C:\MassLynx\Dioxin.PRO\SampleDB\7-190726A-Q2.SPL
 Last Modified: Monday, July 29, 2019 09:34:33 Eastern Daylight Time
 Printed: Friday, September 06, 2019 17:03:40 Eastern Daylight Time

	File Name	Sample ID	File Text	Sample Type	Na Conc Te	Na Conc Pe-Hp	Na Conc Oc	ES Conc Te-Hp	ES Conc Oc	Conc IS	Conc CS	Conc FS 37Cl	Conc FS Pe-Hp
1	7-190726A11	H7-19-CCV-0494	1613B-CS3+PERF-011D	Analyte	10	50	100	100	200	100	100	10	100
2	7-190726A12	WG3081836-2	M23 LCS	Analyte	400	2000	4000	4000	8000	4000	4000	---	---
3	7-190726A13	TOLUENE	INST BLANK	Analyte	---	---	---	4000	8000	4000	4000	---	---
4	7-190726A14	TOLUENE	INST BLANK	Analyte	---	---	---	4000	8000	4000	4000	---	---
5	7-190726A15	WG3081836-1	M23 MB	Analyte	---	---	---	4000	8000	4000	4000	---	---
6	7-190726A16	L2294320-1	M23	Analyte	---	---	---	4000	8000	4000	4000	600	6000
7	7-190726A17	L2294320-2	M23	Analyte	---	---	---	4000	8000	4000	4000	600	6000
8	7-190726A18	L2294320-3	M23	Analyte	---	---	---	4000	8000	4000	4000	600	6000
9	7-190726A19	L2301798-1	M23	Analyte	---	---	---	4000	8000	4000	4000	600	6000
10	7-190726A20	L2301798-2	M23	Analyte	---	---	---	4000	8000	4000	4000	600	6000
11	7-190726A21	L2301798-3	M23	Analyte	---	---	---	4000	8000	4000	4000	600	6000
12	7-190726A22	L2308151-1	M23	Analyte	---	---	---	4000	8000	4000	4000	600	6000
13	7-190726A23	L2308151-2	M23	Analyte	---	---	---	4000	8000	4000	4000	600	6000
14	7-190726A24	L2308151-3	M23	Analyte	---	---	---	4000	8000	4000	4000	600	6000
15	7-190726A25	H7-19-CCV-0495	1613B-CS3+PERF-011D	Analyte	10	50	100	100	200	100	100	10	100

Quantify Sample Summary Report **MassLynx MassLynx V4.1 SCN 901**

Dataset: C:\MassLynx\Dioxin.PRO\Result Files\7-190726A2-Q2-0729TP.qld

Last Altered: Monday, July 29, 2019 13:40:20 Eastern Daylight Time

Printed: Friday, September 06, 2019 17:11:38 Eastern Daylight Time

Method: C:\MassLynx\Dioxin.PRO\MethDB\Dioxin_M23A.mdb 24 Jul 2019 09:33:17

Calibration: C:\MassLynx\Dioxin.PRO\CurveDB\7-190724A-CAL5-M23.cdb 25 Jul 2019 09:29:35

Name: 7-190726A11, Date: 26-Jul-2019, Time: 20:26:35, ID: H7-19-CCV-0494, Description: 1613B-CS3+PERF-011D, Vial: Tray1:1

	Target Analyte	#Hom	Total Area	Ion1 Area	Ion2 Area	Ra	Ra Fail=YES	RT	RRT	RT LCL	RT UCL	pg	%Rec	Mod.Comment	Noise 1	Noise 2
1	2378-TCDD		179474.626	79648.813	99826	0.80	NO	28.11	1.00	28.08	28.14	11.10076	111.0		1027	675
2	12378-PeCDD		520849.360	323590.969	197258	1.64	NO	32.15	1.00	32.12	32.18	50.50001	101.0		1196	563
3	123478-HxCDD		471264.578	267121.125	204143	1.31	NO	34.18	0.99	34.15	34.21	49.05189	98.1		1665	2436
4	123678-HxCDD		501220.328	269716.281	231504	1.17	NO	34.23	1.00	34.20	34.27	47.84789	95.7		1665	2436
5	123789-HxCDD		477023.297	263373.469	213650	1.23	NO	34.36	1.00	34.33	34.39	47.02766	94.1		1665	2436
6	1234678-HpCDD		386998.204	197206.391	189792	1.04	NO	35.85	1.00	35.81	35.88	51.69889	103.4		3200	2029
7	OCDD		650271.250	304943.281	345328	0.88	NO	37.34	1.00	37.31	37.37	100.31830	100.3		1029	963
8	2378-TCDF		210545.539	91321.180	119224	0.77	NO	27.19	1.00	27.15	27.22	10.61326	106.1		821	1020
9	12378-PeCDF		728729.844	440170.125	288560	1.53	NO	31.22	1.00	31.18	31.25	51.00765	102.0		1009	1190
10	23478-PeCDF		794474.969	481749.500	312725	1.54	NO	31.93	1.16	31.89	31.96	50.03257	100.1		1009	1190
11	123478-HxCDF		666541.469	360366.313	306175	1.18	NO	33.70	0.98	33.66	33.73	53.09479	106.2		3813	3358
12	123678-HxCDF		705278.031	377624.781	327653	1.15	NO	33.77	1.00	33.73	33.80	52.22611	104.5		3813	3358
13	234678-HxCDF		632495.563	341879.750	290616	1.18	NO	34.09	0.99	34.06	34.12	50.06009	100.1		3813	3358
14	123789-HxCDF		552317.016	299064.500	253253	1.18	NO	34.50	1.00	34.47	34.54	50.00528	100.0		3813	3358
15	1234678-HpCDF		411396.828	267532.375	143864	1.86	NO	35.29	1.00	35.26	35.32	50.40944	100.8		1740	1675
16	1234789-HpCDF		344011.016	224993.172	119018	1.89	NO	36.10	1.05	36.06	36.13	49.87746	99.8		1740	1675
17	OCDF		780221.594	367436.938	412785	0.89	NO	37.43	1.00	37.40	37.46	104.67995	104.7		663	857
18	37Cl-2378-TCDD FS		175035.797	175035.797				28.11	1.00	28.08	28.14	10.43730	104.4		499	
19	13C-123478-HxCDD FS		965656.126	537846.438	427810	1.26	NO	34.17	0.99	34.14	34.21	94.89591	94.9		2597	2365
20	13C-23478-PeCDF FS		1728156.6...	1049452.875	678704	1.55	NO	31.92	1.16	31.88	31.95	98.99444	99.0		1607	1233
21	13C-123478-HxCDF FS		1255261.6...	426210.375	829051	0.51	NO	33.69	0.98	33.66	33.72	105.69366	105.7		3193	3022
22	13C-1234789-HpCDF FS		746180.313	229895.469	516285	0.45	NO	36.09	1.05	36.05	36.12	97.89434	97.9		1786	3906
23	13C-2378-TCDD ES		1453384.8...	639004.125	814381	0.78	NO	28.09	1.02	28.06	28.13	100.03570	100.0		1262	822
24	13C-12378-PeCDD ES		1147196.9...	703345.875	443851	1.58	NO	32.13	1.17	32.09	32.16	96.29962	96.3		1196	620
25	13C-123678-HxCDD ES		1131219.5...	629260.688	501959	1.25	NO	34.23	1.00	34.19	34.26	105.19829	105.2		2597	2365
26	13C-1234678-HpCDD ES		808112.406	413644.375	394468	1.05	NO	35.85	1.04	35.81	35.88	97.64391	97.6		3156	3389
27	13C-OCDD ES		1357875.7...	641954.750	715921	0.90	NO	37.34	1.09	37.31	37.37	183.34440	91.7		1442	1041
28	13C-2378-TCDF ES		2331036.2...	1015191.625	1315845	0.77	NO	27.17	0.99	27.14	27.20	101.44950	101.4		2361	1265
29	13C-12378-PeCDF ES		1670145.0...	1019764.125	650381	1.57	NO	31.20	1.14	31.17	31.24	98.33152	98.3		1607	1233
30	13C-123678-HxCDF ES		1372572.5...	467745.094	904827	0.52	NO	33.75	0.98	33.72	33.79	105.94708	105.9		3193	3022
31	13C-1234678-HpCDF ES		932187.469	285730.906	646457	0.44	NO	35.29	1.03	35.26	35.32	101.06923	101.1		1786	3906
32	13C-123789-HxCDF CS		1096474.3...	372129.344	724345	0.51	NO	34.50	1.00	34.46	34.53	102.35393	102.4		3193	3022
33	13C-1234-TCDD IS		1597368.1...	706984.188	890384	0.79	NO	27.42	0.00	27.39	27.46	137.88121	137.9		1262	822
34	ALS Canada Ltd 13C-123789-HxCDD IS		982461.969	546404.438	436058	1.25	NO	34.35	0.00	34.32	34.39	124.30333	124.3		2597	2365

Quantify Sample Summary Report MassLynx MassLynx V4.1 SCN 901

Dataset: C:\MassLynx\Dioxin.PRO\Result Files\7-190726A2-Q2-0729TP.qld

Last Altered: Monday, July 29, 2019 13:40:20 Eastern Daylight Time
 Printed: Friday, September 06, 2019 17:11:38 Eastern Daylight Time

Name: 7-190726A11, Date: 26-Jul-2019, Time: 20:26:35, ID: H7-19-CCV-0494, Description: 1613B-CS3+PERF-011D, Vial: Tray1:1

	Target Analyte	#Hom	Total Area	Ion1 Area	Ion2 Area	Ra	Ra Fail=YES	RT	RRT	RT LCL	RT UCL	pg	%Rec	Mod.Comment	Noise 1	Noise 2
35	Total-Tetradoxins	6		370643.020								52.42580			1027	
36	Total-Pentadoxins	4		1042785.901								162.64042			1196	
37	Total-Hexadoxins	4		1089582.219								195.72485			1665	
38	Total-Heptadoxins	2		387803.891								101.89853			3200	
39	Total-OCDD	1		304943.281								100.31830			1029	
40	Total-Tetrafurans	8		476591.992								55.76331			821	
41	Total-PeCDF-F1	1		648170.750								63.54886			259	
42	Total-Pentafurans	5		931510.007								102.11038			1009	
43	Total-Hexafurans	5		1522842.469								227.14546			3813	
44	Total-Heptafurans	3		493238.570								100.43848			1740	
45	Totals-OCDF	1		367436.938								104.67995			663	
46	Totals-37Cl-2378-TCDD	8		177573.876								10.58864			499	

Quantify Sample Summary Report **MassLynx MassLynx V4.1 SCN 901**

Dataset: C:\MassLynx\Dioxin.PRO\Result Files\7-190726A2-Q2-0729TP.qld

Last Altered: Monday, July 29, 2019 13:40:20 Eastern Daylight Time

Printed: Friday, September 06, 2019 17:11:38 Eastern Daylight Time

Name: 7-190726A12, Date: 26-Jul-2019, Time: 21:17:30, ID: WG3081836-2, Description: M23 LCS, Vial: Tray1:10

	Target Analyte	#Hom	Total Area	Ion1 Area	Ion2 Area	Ra	Ra Fail=YES	RT	RRT	RT LCL	RT UCL	pg	%Rec	Mod.Comment	Noise 1	Noise 2
1	2378-TCDD		64453.187	28133.691	36319	0.77	NO	28.14	1.00	28.11	28.17	412.69267	103.2		570	361
2	12378-PeCDD		241530.117	149471.203	92059	1.62	NO	32.15	1.00	32.12	32.18	2143.02676	107.2		692	479
3	123478-HxCDD		213868.562	119042.984	94826	1.26	NO	34.19	1.00	34.15	34.22	2133.51278	106.7		928	769
4	123678-HxCDD		227358.742	126579.453	100779	1.26	NO	34.24	1.00	34.20	34.27	2080.19038	104.0		928	769
5	123789-HxCDD		230638.594	127575.305	103063	1.24	NO	34.36	1.00	34.33	34.39	2179.23005	109.0		928	769
6	1234678-HpCDD		185745.469	93840.789	91905	1.02	NO	35.85	1.00	35.81	35.88	2118.36687	105.9		1055	1381
7	OCDD		309770.391	145022.125	164748	0.88	NO	37.35	1.00	37.32	37.38	4014.30267	100.4		1065	710
8	2378-TCDF		80238.785	34677.414	45561	0.76	NO	27.22	1.00	27.18	27.25	404.60053	101.2		363	508
9	12378-PeCDF		332653.141	200769.328	131884	1.52	NO	31.23	1.00	31.19	31.26	2276.83889	113.8		822	1136
10	23478-PeCDF		306607.008	185675.188	120932	1.54	NO	31.94	1.16	31.90	31.97	1888.10674	94.4		822	1136
11	123478-HxCDF		270912.586	146879.969	124033	1.18	NO	33.70	0.98	33.67	33.74	2182.68041	109.1		1705	3459
12	123678-HxCDF		309010.453	169942.250	139068	1.22	NO	33.77	1.00	33.73	33.80	2314.39110	115.7		1705	3459
13	234678-HxCDF		270965.024	147413.813	123551	1.19	NO	34.10	0.99	34.06	34.13	2169.12028	108.5		1705	3459
14	123789-HxCDF		228317.734	124003.859	104314	1.19	NO	34.51	1.00	34.48	34.54	2090.75607	104.5		1705	3459
15	1234678-HpCDF		204304.290	132966.688	71338	1.86	NO	35.29	1.00	35.26	35.32	2263.61744	113.2		1013	1089
16	1234789-HpCDF		146013.059	95490.438	50523	1.89	NO	36.10	1.05	36.06	36.13	1914.24861	95.7		1013	1089
17	OCDF		319400.797	152797.719	166603	0.92	NO	37.44	1.00	37.41	37.47	3599.69862	90.0		488	857
18	37Cl-2378-TCDD FS		12381.484	12381.484				28.14	1.00	28.11	28.17	76.43044			509	
19	13C-123478-HxCDD FS														1068	1238
20	13C-23478-PeCDF FS		6025.190	3765.812	2259	1.67	NO	31.93	1.16	31.89	31.96	33.74973			939	697
21	13C-123478-HxCDF FS		1187.341	475.548	712	0.67	YES	33.69	0.98	33.66	33.72	10.11175			1334	1845
22	13C-1234789-HpCDF FS		2194.857	733.935	1461	0.50	NO	36.10	1.05	36.06	36.13	26.03722			1064	914
23	13C-2378-TCDD ES		561575.344	247559.813	314016	0.79	NO	28.12	1.02	28.09	28.16	2668.73659	66.7		1141	908
24	13C-12378-PeCDD ES		501442.313	309216.219	192226	1.61	NO	32.14	1.17	32.10	32.17	2906.23570	72.7		520	688
25	13C-123678-HxCDD ES		472116.937	260921.656	211195	1.24	NO	34.23	1.00	34.20	34.27	2831.34340	70.8		1068	1238
26	13C-1234678-HpCDD ES		378635.266	194802.391	183833	1.06	NO	35.85	1.04	35.81	35.88	2950.36422	73.8		1556	2019
27	13C-OCDD ES		646599.563	310092.813	336507	0.92	NO	37.34	1.09	37.31	37.37	5630.20520	70.4		1054	782
28	13C-2378-TCDF ES		932115.625	406550.250	525565	0.77	NO	27.20	0.99	27.17	27.23	2800.87646	70.0		2061	1132
29	13C-12378-PeCDF ES		683191.250	415201.531	267990	1.55	NO	31.22	1.14	31.18	31.25	2777.18078	69.4		939	697
30	13C-123678-HxCDF ES		542824.016	185708.266	357116	0.52	NO	33.76	0.98	33.73	33.79	2702.05350	67.6		1334	1845
31	13C-1234678-HpCDF ES		412371.469	129759.438	282612	0.46	NO	35.29	1.03	35.26	35.32	2883.27128	72.1		1064	914
32	13C-123789-HxCDF CS		4777.643	1803.325	2974	0.61	YES	34.50	1.00	34.47	34.54	28.76080	0.7		1334	1845
33	13C-1234-TCDD IS		925426.063	406035.813	519390	0.78	NO	27.45	0.00	27.42	27.49	79.88069	2.0		1141	908
34	13C-123789-HxCDD IS		609388.907	338144.313	271245	1.25	NO	34.35	0.00	34.32	34.39	77.10127	1.9		1068	1238
35	Total-Tetradoxins	1		28133.691								412.69267			570	
36	Total-Pentadoxins	1		149471.203								2143.02676			692	
37	Total-Hexadoxins	4		373437.473								6397.23464			928	

Quantify Sample Summary Report MassLynx MassLynx V4.1 SCN 901

Dataset: C:\MassLynx\Dioxin.PRO\Result Files\7-190726A2-Q2-0729TP.qld

Last Altered: Monday, July 29, 2019 13:40:20 Eastern Daylight Time
 Printed: Friday, September 06, 2019 17:11:38 Eastern Daylight Time

Name: 7-190726A12, Date: 26-Jul-2019, Time: 21:17:30, ID: WG3081836-2, Description: M23 LCS, Vial: Tray1:10

	Target Analyte	#Hom	Total Area	Ion1 Area	Ion2 Area	Ra	Ra Fail=YES	RT	RRT	RT LCL	RT UCL	pg	%Rec	Mod.Comment	Noise 1	Noise 2
38	Total-Heptadioxins	2		94524.789								2134.66093			1055	
39	Total-OCDD	1		145022.125								4014.30267			1065	
40	Total-Tetrafurans	4		37404.599								434.89197			363	
41	Total-PeCDF-F1			0.000								0.00000			365	
42	Total-Pentafurans	5		396378.383								4274.27344			822	
43	Total-Hexafurans	7		592149.493								8816.70787			1705	
44	Total-Heptafurans	3		229091.840								4189.20824			1013	
45	Totals-OCDF	2		152930.010								3602.92323			488	
46	Totals-37Cl-2378-TCDD	7		241015.329								1487.77875			509	

Quantify Sample Summary Report **MassLynx MassLynx V4.1 SCN 901**

Dataset: C:\MassLynx\Dioxin.PRO\Result Files\7-190726A2-Q2-0729TP.qld

Last Altered: Monday, July 29, 2019 13:40:20 Eastern Daylight Time

Printed: Friday, September 06, 2019 17:11:38 Eastern Daylight Time

Name: 7-190726A15, Date: 26-Jul-2019, Time: 23:23:20, ID: WG3081836-1, Description: M23 MB, Vial: Tray1:11

	Target Analyte	#Hom	Total Area	Ion1 Area	Ion2 Area	Ra	Ra Fail=YES	RT	RRT	RT LCL	RT UCL	pg	%Rec	Mod.Comment	Noise 1	Noise 2
1	2378-TCDD														490	365
2	12378-PeCDD		92.076	57.484	35	1.66	NO	32.16	1.00	32.13	32.19	0.68925		TP190729MA	342	238
3	123478-HxCDD														391	520
4	123678-HxCDD														391	520
5	123789-HxCDD		101.495	65.080	36	1.79	YES	34.35	1.00	34.31	34.38	0.82434		TP190729MA	391	520
6	1234678-HpCDD		197.953	123.429	75	1.66	YES	35.85	1.00	35.81	35.88	1.98809		TP190729MA	252	164
7	OCDD		487.916	210.346	278	0.76	NO	37.35	1.00	37.32	37.38	5.47701			173	148
8	2378-TCDF														275	492
9	12378-PeCDF														204	429
10	23478-PeCDF														204	429
11	123478-HxCDF		60.871	26.903	34	0.79	YES	33.70	0.98	33.66	33.73	0.40447		TP190729MA	412	352
12	123678-HxCDF														412	352
13	234678-HxCDF		76.033	40.304	36	1.13	NO	34.10	0.99	34.06	34.13	0.50198		TP190729MA	412	352
14	123789-HxCDF														412	352
15	1234678-HpCDF														163	225
16	1234789-HpCDF														163	225
17	OCDF		158.361	57.350	101	0.57	YES	37.44	1.00	37.41	37.47	1.54599		TP190729MA	246	287
18	37Cl-2378-TCDD FS		13920.119	13920.119				28.12	1.00	28.09	28.16	73.17652			433	
19	13C-123478-HxCDD FS														1783	3111
20	13C-23478-PeCDF FS		4270.304	2646.460	1624	1.63	NO	31.93	1.16	31.89	31.96	20.71700			914	736
21	13C-123478-HxCDF FS														1461	2492
22	13C-1234789-HpCDF FS		1414.218	326.125	1088	0.30	YES	36.10	1.05	36.06	36.13	14.21000			771	1209
23	13C-2378-TCDD ES		659436.375	289272.750	370164	0.78	NO	28.11	1.02	28.08	28.14	2607.91148	65.2		1122	656
24	13C-12378-PeCDD ES		594354.344	364547.969	229806	1.59	NO	32.14	1.17	32.10	32.17	2866.66910	71.7		649	418
25	13C-123678-HxCDD ES		549235.578	302901.375	246334	1.23	NO	34.23	1.00	34.19	34.26	2754.00094	68.9		1783	3111
26	13C-1234678-HpCDD ES		429962.625	220955.844	209007	1.06	NO	35.85	1.04	35.81	35.88	2801.22333	70.0		1304	1631
27	13C-OCDD ES		746461.000	357550.375	388911	0.92	NO	37.34	1.09	37.31	37.37	5434.48501	67.9		971	1208
28	13C-2378-TCDF ES		1074115.5...	465682.719	608433	0.77	NO	27.19	0.99	27.15	27.22	2685.94695	67.1		1794	1065
29	13C-12378-PeCDF ES		788812.688	478869.438	309943	1.54	NO	31.20	1.14	31.17	31.24	2668.44350	66.7		914	736
30	13C-123678-HxCDF ES		658184.672	221501.453	436683	0.51	NO	33.76	0.98	33.73	33.79	2739.33477	68.5		1461	2492
31	13C-1234678-HpCDF ES		486854.765	149638.109	337217	0.44	NO	35.28	1.03	35.24	35.31	2846.15650	71.2		771	1209
32	13C-123789-HxCDF CS		4004.908	1427.068	2578	0.55	NO	34.50	1.00	34.46	34.53	20.15776	0.5		1461	2492
33	13C-1234-TCDD IS		1112037.563	490851.875	621186	0.79	NO	27.44	0.00	27.41	27.47	95.98857	2.4		1122	656
34	13C-123789-HxCDD IS		728839.812	397419.406	331420	1.20	NO	34.35	0.00	34.32	34.39	92.21447	2.3		1783	3111
35	Total-Tetradoxins			0.000											490	
36	Total-Pentadoxins	1		57.484								0.68925			342	
37	Total-Hexadoxins			0.000								0.00000			391	

Quantify Sample Summary Report MassLynx MassLynx V4.1 SCN 901

Dataset: C:\MassLynx\Dioxin.PRO\Result Files\7-190726A2-Q2-0729TP.qld

Last Altered: Monday, July 29, 2019 13:40:20 Eastern Daylight Time

Printed: Friday, September 06, 2019 17:11:38 Eastern Daylight Time

Name: 7-190726A15, Date: 26-Jul-2019, Time: 23:23:20, ID: WG3081836-1, Description: M23 MB, Vial: Tray1:11

	Target Analyte	#Hom	Total Area	Ion1 Area	Ion2 Area	Ra	Ra Fail=YES	RT	RRT	RT LCL	RT UCL	pg	%Rec	Mod.Comment	Noise 1	Noise 2
38	Total-Heptadioxins			0.000								0.00000			252	
39	Total-OCDD	1		210.346								5.47701			173	
40	Total-Tetrafurans			0.000											275	
41	Total-PeCDF-F1			0.000											355	
42	Total-Pentafurans			0.000											204	
43	Total-Hexafurans	1		40.304								0.50198			412	
44	Total-Heptafurans			0.000											163	
45	Totals-OCDF			0.000								0.00000			246	
46	Totals-37Cl-2378-TCDD	3		14251.451								74.91830			433	

Quantify Sample Summary Report **MassLynx MassLynx V4.1 SCN 901**

Dataset: C:\MassLynx\Dioxin.PRO\Result Files\7-190726A2-Q2-0729TP.qld

Last Altered: Monday, July 29, 2019 13:40:20 Eastern Daylight Time

Printed: Friday, September 06, 2019 17:11:38 Eastern Daylight Time

Name: 7-190726A22, Date: 27-Jul-2019, Time: 04:18:18, ID: L2308151-1, Description: M23, Vial: Tray1:18

	Target Analyte	#Hom	Total Area	Ion1 Area	Ion2 Area	Ra	Ra Fail=YES	RT	RRT	RT LCL	RT UCL	pg	%Rec	Mod.Comment	Noise 1	Noise 2
1	2378-TCDD														501	250
2	12378-PeCDD														288	201
3	123478-HxCDD														429	591
4	123678-HxCDD														429	591
5	123789-HxCDD														429	591
6	1234678-HpCDD		161.545	97.503	64	1.52	YES	35.86	1.00	35.82	35.89	1.14501		TP190729MA	301	479
7	OCDD		354.750	179.150	176	1.02	NO	37.35	1.00	37.32	37.38	2.81451			182	186
8	2378-TCDF														316	452
9	12378-PeCDF														265	566
10	23478-PeCDF														265	566
11	123478-HxCDF		48.293	25.534	23	1.12	NO	33.70	0.98	33.67	33.74	0.22024		TP190729MA	406	314
12	123678-HxCDF		76.939	54.215	23	2.39	YES	33.79	1.00	33.75	33.82	0.32618		TP190729MA	406	314
13	234678-HxCDF		53.597	34.877	19	1.86	YES	34.10	0.99	34.06	34.13	0.24286		TP190729MA	406	314
14	123789-HxCDF														406	314
15	1234678-HpCDF		82.562	51.213	31	1.63	NO	35.30	1.00	35.27	35.33	0.56712		TP190729MB	172	254
16	1234789-HpCDF														172	254
17	OCDF		90.836	39.469	51	0.77	NO	37.43	1.00	37.40	37.46	0.62676		TP190729MA	197	244
18	37Cl-2378-TCDD FS		154224.109	154224.109				28.12	1.00	28.09	28.16	613.60227	102.3		455	
19	13C-123478-HxCDD FS		1050357.9...	584870.875	465487	1.26	NO	34.19	0.99	34.15	34.22	5934.18735	98.9		1668	2525
20	13C-23478-PeCDF FS		1722612.9...	1053110.375	669503	1.57	NO	31.93	1.16	31.89	31.96	6192.58935	103.2		590	961
21	13C-123478-HxCDF FS		1119247.813	380743.063	738505	0.52	NO	33.70	0.98	33.66	33.73	5395.34639	89.9		3243	4580
22	13C-1234789-HpCDF FS		696368.813	213019.219	483350	0.44	NO	36.10	1.05	36.06	36.13	5121.53700	85.4		1620	1977
23	13C-2378-TCDD ES		871298.626	381594.813	489704	0.78	NO	28.09	1.02	28.06	28.13	2757.08454	68.9		1234	817
24	13C-12378-PeCDD ES		798520.094	490251.406	308269	1.59	NO	32.14	1.17	32.10	32.17	3081.63417	77.0		541	581
25	13C-123678-HxCDD ES		787060.251	436607.313	350453	1.25	NO	34.23	1.00	34.20	34.27	2777.52822	69.4		1668	2525
26	13C-1234678-HpCDD ES		609237.500	312171.844	297066	1.05	NO	35.85	1.04	35.81	35.88	2793.50037	69.8		975	1934
27	13C-OCDD ES		1056147.7...	497731.656	558416	0.89	NO	37.34	1.09	37.31	37.37	5411.54179	67.6		1011	1062
28	13C-2378-TCDF ES		1434664.0...	626126.938	808537	0.77	NO	27.17	0.99	27.14	27.20	2870.51461	71.8		1741	1133
29	13C-12378-PeCDF ES		1064528.5...	647668.750	416860	1.55	NO	31.22	1.14	31.18	31.25	2881.40645	72.0		590	961
30	13C-123678-HxCDF ES		958996.188	323668.438	635328	0.51	NO	33.77	0.98	33.73	33.80	2809.04893	70.2		3243	4580
31	13C-1234678-HpCDF ES		665144.594	203895.313	461249	0.44	NO	35.29	1.03	35.26	35.32	2736.65780	68.4		1620	1977
32	13C-123789-HxCDF CS		12680.848	4232.468	8448	0.50	NO	34.52	1.00	34.49	34.56	44.92034	1.1		3243	4580
33	13C-1234-TCDD IS		1389812.9...	613323.875	776489	0.79	NO	27.42	0.00	27.39	27.46	119.96552	3.0		1234	817
34	13C-123789-HxCDD IS		1035588.0...	571929.188	463659	1.23	NO	34.36	0.00	34.33	34.39	131.02495	3.3		1668	2525
35	Total-Tetradoxins			0.000											501	
36	Total-Pentadoxins			0.000								0.00000			288	
37	Total-Hexadoxins			0.000											429	

Quantify Sample Summary Report MassLynx MassLynx V4.1 SCN 901

Dataset: C:\MassLynx\Dioxin.PRO\Result Files\7-190726A2-Q2-0729TP.qld

Last Altered: Monday, July 29, 2019 13:40:20 Eastern Daylight Time

Printed: Friday, September 06, 2019 17:11:38 Eastern Daylight Time

Name: 7-190726A22, Date: 27-Jul-2019, Time: 04:18:18, ID: L2308151-1, Description: M23, Vial: Tray1:18

	Target Analyte	#Hom	Total Area	Ion1 Area	Ion2 Area	Ra	Ra Fail=YES	RT	RRT	RT LCL	RT UCL	pg	%Rec	Mod.Comment	Noise 1	Noise 2
38	Total-Heptadioxins	1		50.489								0.67056			301	
39	Total-OCDD	1		179.150								2.81451			182	
40	Total-Tetrafurans			0.000											316	
41	Total-PeCDF-F1			0.000								0.00000			332	
42	Total-Pentafurans			0.000											265	
43	Total-Hexafurans	1		25.534								0.22024			406	
44	Total-Heptafurans	1		51.213								0.56712			172	
45	Totals-OCDF	1		39.469								0.62676			197	
46	Totals-37Cl-2378-TCDD	5		155652.579								619.28564			455	

Quantify Sample Summary Report **MassLynx MassLynx V4.1 SCN 901**

Dataset: C:\MassLynx\Dioxin.PRO\Result Files\7-190726A2-Q2-0729TP.qld

Last Altered: Monday, July 29, 2019 13:40:20 Eastern Daylight Time

Printed: Friday, September 06, 2019 17:11:38 Eastern Daylight Time

Name: 7-190726A23, Date: 27-Jul-2019, Time: 05:00:26, ID: L2308151-2, Description: M23, Vial: Tray1:19

	Target Analyte	#Hom	Total Area	Ion1 Area	Ion2 Area	Ra	Ra Fail=YES	RT	RRT	RT LCL	RT UCL	pg	%Rec	Mod.Comment	Noise 1	Noise 2
1	2378-TCDD														417	293
2	12378-PeCDD														402	238
3	123478-HxCDD														429	434
4	123678-HxCDD														429	434
5	123789-HxCDD														429	434
6	1234678-HpCDD		167.312	85.388	82	1.04	NO	35.86	1.00	35.82	35.89	1.09596		TP190729MA	273	274
7	OCDD		382.980	174.941	208	0.84	NO	37.36	1.00	37.32	37.39	2.70682			212	216
8	2378-TCDF														285	491
9	12378-PeCDF														281	566
10	23478-PeCDF														281	566
11	123478-HxCDF														321	279
12	123678-HxCDF														321	279
13	234678-HxCDF														321	279
14	123789-HxCDF														321	279
15	1234678-HpCDF														199	251
16	1234789-HpCDF														199	251
17	OCDF		189.331	107.072	82	1.30	YES	37.44	1.00	37.41	37.47	1.16376		TP190729MA	191	244
18	37Cl-2378-TCDD FS		138921.125	138921.125				28.12	1.00	28.09	28.16	613.47233	102.2		487	
19	13C-123478-HxCDD FS		1054829.6...	598832.188	455997	1.31	NO	34.18	0.99	34.15	34.21	5690.00008	94.8		3207	2231
20	13C-23478-PeCDF FS		1619913.4...	990054.250	629859	1.57	NO	31.93	1.16	31.89	31.96	6331.84966	105.5		1311	1081
21	13C-123478-HxCDF FS		1118060.126	378519.688	739540	0.51	NO	33.70	0.98	33.66	33.73	5393.05384	89.9		2356	3787
22	13C-1234789-HpCDF FS		758296.453	233806.953	524490	0.45	NO	36.10	1.05	36.06	36.13	5325.01846	88.8		1223	2150
23	13C-2378-TCDD ES		785009.719	344395.625	440614	0.78	NO	28.09	1.02	28.06	28.13	2719.40697	68.0		1345	806
24	13C-12378-PeCDD ES		759360.906	464812.250	294549	1.58	NO	32.14	1.17	32.10	32.17	3208.18634	80.2		618	406
25	13C-123678-HxCDD ES		824331.594	443961.969	380370	1.17	NO	34.23	1.00	34.20	34.27	2735.73727	68.4		3207	2231
26	13C-1234678-HpCDD ES		659229.375	336247.094	322982	1.04	NO	35.85	1.04	35.81	35.88	2842.63172	71.1		1351	2549
27	13C-OCDD ES		1185556.2...	558721.938	626834	0.89	NO	37.34	1.09	37.31	37.37	5712.68736	71.4		807	1281
28	13C-2378-TCDF ES		1264333.3...	552348.250	711985	0.78	NO	27.17	0.99	27.14	27.20	2769.40991	69.2		1802	1163
29	13C-12378-PeCDF ES		979045.969	596627.188	382419	1.56	NO	31.22	1.14	31.18	31.25	2901.12495	72.5		1311	1081
30	13C-123678-HxCDF ES		958385.782	327697.969	630688	0.52	NO	33.76	0.98	33.73	33.79	2640.00486	66.0		2356	3787
31	13C-1234678-HpCDF ES		696618.453	214966.859	481652	0.45	NO	35.29	1.03	35.26	35.32	2695.38834	67.4		1223	2150
32	13C-123789-HxCDF CS		13396.427	4586.477	8810	0.52	NO	34.52	1.00	34.49	34.56	44.62782	1.1		2356	3787
33	13C-1234-TCDD IS		1269522.0...	560817.563	708704	0.79	NO	27.42	0.00	27.39	27.46	109.58227	2.7		1345	806
34	13C-123789-HxCDD IS		1101197.125	606182.750	495014	1.22	NO	34.36	0.00	34.33	34.39	139.32597	3.5		3207	2231
35	Total-Tetradoxins			0.000											417	
36	Total-Pentadoxins			0.000								0.00000			402	
37	Total-Hexadoxins			0.000											429	

Quantify Sample Summary Report MassLynx MassLynx V4.1 SCN 901

Dataset: C:\MassLynx\Dioxin.PRO\Result Files\7-190726A2-Q2-0729TP.qld

Last Altered: Monday, July 29, 2019 13:40:20 Eastern Daylight Time
 Printed: Friday, September 06, 2019 17:11:38 Eastern Daylight Time

Name: 7-190726A23, Date: 27-Jul-2019, Time: 05:00:26, ID: L2308151-2, Description: M23, Vial: Tray1:19

	Target Analyte	#Hom	Total Area	Ion1 Area	Ion2 Area	Ra	Ra Fail=YES	RT	RRT	RT LCL	RT UCL	pg	%Rec	Mod.Comment	Noise 1	Noise 2
38	Total-Heptadioxins	1		85.388								1.09596			273	
39	Total-OCDD	1		174.941								2.70682			212	
40	Total-Tetrafurans			0.000											285	
41	Total-PeCDF-F1			0.000											299	
42	Total-Pentafurans			0.000											281	
43	Total-Hexafurans			0.000											321	
44	Total-Heptafurans			0.000											199	
45	Totals-OCDF			0.000								0.00000			191	
46	Totals-37Cl-2378-TCDD	3		139364.132								615.42863			487	

Quantify Sample Summary Report **MassLynx MassLynx V4.1 SCN 901**

Dataset: C:\MassLynx\Dioxin.PRO\Result Files\7-190726A2-Q2-0729TP.qld

Last Altered: Monday, July 29, 2019 13:40:20 Eastern Daylight Time

Printed: Friday, September 06, 2019 17:11:38 Eastern Daylight Time

Name: 7-190726A24, Date: 27-Jul-2019, Time: 05:42:34, ID: L2308151-3, Description: M23, Vial: Tray1:20

	Target Analyte	#Hom	Total Area	Ion1 Area	Ion2 Area	Ra	Ra Fail=YES	RT	RRT	RT LCL	RT UCL	pg	%Rec	Mod.Comment	Noise 1	Noise 2
1	2378-TCDD														497	273
2	12378-PeCDD														544	242
3	123478-HxCDD		116.740	58.091	59	0.99	YES	34.20	1.00	34.17	34.23	0.71469		TP190729MA	354	292
4	123678-HxCDD		114.566	70.939	44	1.63	YES	34.23	1.00	34.20	34.27	0.64327		TP190729MA	354	292
5	123789-HxCDD		100.850	46.017	55	0.84	YES	34.35	1.00	34.32	34.39	0.58478		TP190729MA	354	292
6	1234678-HpCDD		422.523	215.246	207	1.04	NO	35.86	1.00	35.82	35.89	3.04939			561	255
7	OCDD		1162.046	505.195	657	0.77	NO	37.35	1.00	37.32	37.38	9.64053		TP190729MB	174	231
8	2378-TCDF														358	455
9	12378-PeCDF														393	431
10	23478-PeCDF														393	431
11	123478-HxCDF		61.969	30.198	32	0.95	YES	33.70	0.98	33.67	33.74	0.29901		TP190729MA	347	300
12	123678-HxCDF														347	300
13	234678-HxCDF														347	300
14	123789-HxCDF														347	300
15	1234678-HpCDF		102.936	65.941	37	1.78	NO	35.29	1.00	35.26	35.32	0.73414		TP190729MA	275	156
16	1234789-HpCDF														275	156
17	OCDF		145.683	66.358	79	0.84	NO	37.44	1.00	37.41	37.47	1.05111		TP190729MB	469	299
18	37Cl-2378-TCDD FS		137586.984	137586.984				28.12	1.00	28.09	28.16	594.27536	99.0		626	
19	13C-123478-HxCDD FS		996645.500	554260.625	442385	1.25	NO	34.18	0.99	34.15	34.21	5760.64961	96.0		1670	1157
20	13C-23478-PeCDF FS		1475644.3...	898023.313	577621	1.55	NO	31.92	1.16	31.88	31.95	5730.20382	95.5		740	1162
21	13C-123478-HxCDF FS		977763.969	330559.281	647205	0.51	NO	33.69	0.98	33.66	33.72	4986.99428	83.1		2643	2764
22	13C-1234789-HpCDF FS		585323.281	179104.000	406219	0.44	NO	36.10	1.05	36.06	36.13	4469.58808	74.5		1401	2471
23	13C-2378-TCDD ES		802585.563	351477.844	451108	0.78	NO	28.09	1.02	28.06	28.13	2783.47213	69.6		1062	782
24	13C-12378-PeCDD ES		751354.563	462105.469	289249	1.60	NO	32.14	1.17	32.10	32.17	3177.99083	79.4		628	309
25	13C-123678-HxCDD ES		769309.594	428305.156	341004	1.26	NO	34.23	1.00	34.20	34.27	3020.20901	75.5		1670	1157
26	13C-1234678-HpCDD ES		598331.594	304879.594	293452	1.04	NO	35.85	1.04	35.81	35.88	3052.03417	76.3		1032	1803
27	13C-OCDD ES		1010015.3...	476145.344	533870	0.89	NO	37.34	1.09	37.31	37.37	5757.17821	72.0		795	1385
28	13C-2378-TCDF ES		1308027.0...	569787.625	738239	0.77	NO	27.17	0.99	27.14	27.20	2868.39351	71.7		1713	1018
29	13C-12378-PeCDF ES		985492.875	601026.125	384467	1.56	NO	31.20	1.14	31.17	31.24	2923.56800	73.1		740	1162
30	13C-123678-HxCDF ES		906369.156	309269.781	597099	0.52	NO	33.76	0.98	33.73	33.79	2953.47223	73.8		2643	2764
31	13C-1234678-HpCDF ES		640627.188	198017.438	442610	0.45	NO	35.29	1.03	35.26	35.32	2932.21051	73.3		1401	2471
32	13C-123789-HxCDF CS		11599.869	3959.488	7640	0.52	NO	34.52	1.00	34.48	34.55	45.71231	1.1		2643	2764
33	13C-1234-TCDD IS		1268071.8...	560326.625	707745	0.79	NO	27.42	0.00	27.39	27.46	109.45710	2.7		1062	782
34	13C-123789-HxCDD IS		930897.062	512601.156	418296	1.23	NO	34.35	0.00	34.32	34.39	117.77922	2.9		1670	1157
35	Total-Tetradoxins			0.000											497	
36	Total-Pentadoxins			0.000								0.00000			544	
37	Total-Hexadoxins			0.000								0.00000			254	

Quantify Sample Summary Report MassLynx MassLynx V4.1 SCN 901

Dataset: C:\MassLynx\Dioxin.PRO\Result Files\7-190726A2-Q2-0729TP.qld

Last Altered: Monday, July 29, 2019 13:40:20 Eastern Daylight Time

Printed: Friday, September 06, 2019 17:11:38 Eastern Daylight Time

Name: 7-190726A24, Date: 27-Jul-2019, Time: 05:42:34, ID: L2308151-3, Description: M23, Vial: Tray1:20

	Target Analyte	#Hom	Total Area	Ion1 Area	Ion2 Area	Ra	Ra Fail=YES	RT	RRT	RT LCL	RT UCL	pg	%Rec	Mod.Comment	Noise 1	Noise 2
38	Total-Heptadioxins	2		424.274								5.97121			561	
39	Total-OCDD	1		505.195								9.64053			174	
40	Total-Tetrafurans			0.000											358	
41	Total-PeCDF-F1			0.000											309	
42	Total-Pentafurans			0.000											393	
43	Total-Hexafurans			0.000								0.00000			347	
44	Total-Heptafurans	1		65.941								0.73414			275	
45	Totals-OCDF	1		66.358								1.05111			469	
46	Totals-37Cl-2378-TCDD	4		139681.711								603.32305			626	

Quantify Sample Summary Report **MassLynx MassLynx V4.1 SCN 901**

Dataset: C:\MassLynx\Dioxin.PRO\Result Files\7-190726A2-Q2-0729TP.qld

Last Altered: Monday, July 29, 2019 13:40:20 Eastern Daylight Time

Printed: Friday, September 06, 2019 17:11:38 Eastern Daylight Time

Name: 7-190726A25, Date: 27-Jul-2019, Time: 06:24:41, ID: H7-19-CCV-0495, Description: 1613B-CS3+PERF-011D, Vial: Tray1:1

	Target Analyte	#Hom	Total Area	Ion1 Area	Ion2 Area	Ra	Ra Fail=YES	RT	RRT	RT LCL	RT UCL	pg	%Rec	Mod.Comment	Noise 1	Noise 2
1	2378-TCDD		195529.187	85291.695	110237	0.77	NO	28.12	1.00	28.09	28.16	11.17053	111.7		576	473
2	12378-PeCDD		587064.047	363923.656	223140	1.63	NO	32.15	1.00	32.12	32.18	50.15754	100.3		1238	1568
3	123478-HxCDD		539758.328	298195.875	241562	1.23	NO	34.18	0.99	34.15	34.21	49.19936	98.4		2703	1782
4	123678-HxCDD		600502.469	330747.469	269755	1.23	NO	34.23	1.00	34.20	34.27	50.20166	100.4		2703	1782
5	123789-HxCDD		563230.828	310901.625	252329	1.23	NO	34.36	1.00	34.33	34.39	48.62609	97.3		2703	1782
6	1234678-HpCDD		465140.688	235286.625	229854	1.02	NO	35.85	1.00	35.81	35.88	51.56149	103.1		2368	1668
7	OCDD		799328.875	381253.469	418075	0.91	NO	37.34	1.00	37.31	37.37	101.91246	101.9		1004	1209
8	2378-TCDF		248593.149	106153.852	142439	0.75	NO	27.19	1.00	27.15	27.22	11.68030	116.8		619	760
9	12378-PeCDF		799918.313	486734.250	313184	1.55	NO	31.22	1.00	31.18	31.25	50.76949	101.5		1218	2267
10	23478-PeCDF		899448.907	543118.938	356330	1.52	NO	31.93	1.16	31.89	31.96	51.36147	102.7		1218	2267
11	123478-HxCDF		735006.813	397696.844	337310	1.18	NO	33.70	0.98	33.66	33.73	51.27308	102.5		2921	3278
12	123678-HxCDF		775184.407	418799.188	356385	1.18	NO	33.77	1.00	33.73	33.80	50.26963	100.5		2921	3278
13	234678-HxCDF		739968.594	399625.594	340343	1.17	NO	34.09	0.99	34.06	34.12	51.28859	102.6		2921	3278
14	123789-HxCDF		632973.969	343529.531	289444	1.19	NO	34.50	1.00	34.47	34.54	50.18647	100.4		2921	3278
15	1234678-HpCDF		483493.781	313102.781	170391	1.84	NO	35.29	1.00	35.26	35.32	50.49133	101.0		1766	1329
16	1234789-HpCDF		409734.516	265757.250	143977	1.85	NO	36.10	1.05	36.06	36.13	50.63020	101.3		1766	1329
17	OCDF		921109.906	430555.656	490554	0.88	NO	37.43	1.00	37.40	37.46	102.13466	102.1		748	763
18	37Cl-2378-TCDD FS		190894.219	190894.219				28.12	1.00	28.09	28.16	10.51396	105.1		636	
19	13C-123478-HxCDD FS		1153276.4...	643326.313	509950	1.26	NO	34.17	0.99	34.14	34.21	99.24932	99.2		4335	2225
20	13C-23478-PeCDF FS		1903180.9...	1169744.750	733436	1.59	NO	31.92	1.16	31.88	31.95	98.85444	98.9		1762	1894
21	13C-123478-HxCDF FS		1388608.0...	471743.188	916865	0.51	NO	33.69	0.98	33.66	33.72	102.39238	102.4		3644	4548
22	13C-1234789-HpCDF FS		876362.500	269849.750	606513	0.44	NO	36.09	1.05	36.05	36.12	97.98795	98.0		2510	2034
23	13C-2378-TCDD ES		1573505.5...	690165.188	883340	0.78	NO	28.09	1.02	28.06	28.13	98.02651	98.0		1294	817
24	13C-12378-PeCDD ES		1301866.8...	800383.938	501483	1.60	NO	32.13	1.17	32.09	32.16	98.91315	98.9		1335	458
25	13C-123678-HxCDD ES		1291747.9...	716953.750	574794	1.25	NO	34.23	1.00	34.19	34.26	102.29718	102.3		4335	2225
26	13C-1234678-HpCDD ES		973874.188	499119.250	474755	1.05	NO	35.84	1.04	35.80	35.87	100.20753	100.2		1503	2608
27	13C-OCDD ES		1643023.8...	773792.688	869231	0.89	NO	37.33	1.09	37.30	37.36	188.91899	94.5		1592	1352
28	13C-2378-TCDF ES		2500845.8...	1092104.750	1408741	0.78	NO	27.17	0.99	27.14	27.20	98.51190	98.5		2038	1321
29	13C-12378-PeCDF ES		1841898.9...	1121282.000	720617	1.56	NO	31.20	1.14	31.17	31.24	98.15338	98.2		1762	1894
30	13C-123678-HxCDF ES		1567335.6...	535526.000	1031810	0.52	NO	33.75	0.98	33.72	33.79	103.02434	103.0		3644	4548
31	13C-1234678-HpCDF ES		1093775.5...	337672.656	756103	0.45	NO	35.28	1.03	35.24	35.31	100.98760	101.0		2510	2034
32	13C-123789-HxCDF CS		1277724.2...	443037.594	834687	0.53	NO	34.50	1.00	34.46	34.53	101.57043	101.6		3644	4548
33	13C-1234-TCDD IS		1764835.0...	779909.813	984925	0.79	NO	27.42	0.00	27.39	27.46	152.33658	152.3		1294	817
34	13C-123789-HxCDD IS		1153696.6...	638375.875	515321	1.24	NO	34.35	0.00	34.32	34.39	145.96833	146.0		4335	2225
35	Total-Tetradoxins	6		400228.563								52.54605			576	
36	Total-Pentadoxins	6		1163000.512								159.99913			1238	
37	Total-Hexadoxins	5		1281148.735								201.79069			2703	

Quantify Sample Summary Report MassLynx MassLynx V4.1 SCN 901

Dataset: C:\MassLynx\Dioxin.PRO\Result Files\7-190726A2-Q2-0729TP.qld

Last Altered: Monday, July 29, 2019 13:40:20 Eastern Daylight Time

Printed: Friday, September 06, 2019 17:11:38 Eastern Daylight Time

Name: 7-190726A25, Date: 27-Jul-2019, Time: 06:24:41, ID: H7-19-CCV-0495, Description: 1613B-CS3+PERF-011D, Vial: Tray1:1

	Target Analyte	#Hom	Total Area	Ion1 Area	Ion2 Area	Ra	Ra Fail=YES	RT	RRT	RT LCL	RT UCL	pg	%Rec	Mod.Comment	Noise 1	Noise 2
38	Total-Heptadioxins	2		470810.391								102.62675			2368	
39	Total-OCDD	1		381253.469								101.91246			1004	
40	Total-Tetrafurans	9		512286.497								56.10326			619	
41	Total-PeCDF-F1	1		723340.750								64.59669			225	
42	Total-Pentafurans	3		1040906.948								103.23859			1218	
43	Total-Hexafurans	6		1730529.706								225.18689			2921	
44	Total-Heptafurans	3		580034.902								101.32641			1766	
45	Totals-OCDF	1		430555.656								102.13466			748	
46	Totals-37Cl-2378-TCDD	9		194020.404								10.68614			636	

Quantify Sample Report **MassLynx MassLynx V4.1 SCN 901**

Dataset: C:\MassLynx\Dioxin.PRO\Result Files\7-190726A2-Q2-0729TP.qld

Last Altered: Monday, July 29, 2019 13:40:20 Eastern Daylight Time

Printed: Friday, September 06, 2019 17:11:38 Eastern Daylight Time

Method: C:\MassLynx\Dioxin.PRO\MethDB\Dioxin_M23A.mdb 24 Jul 2019 09:33:17

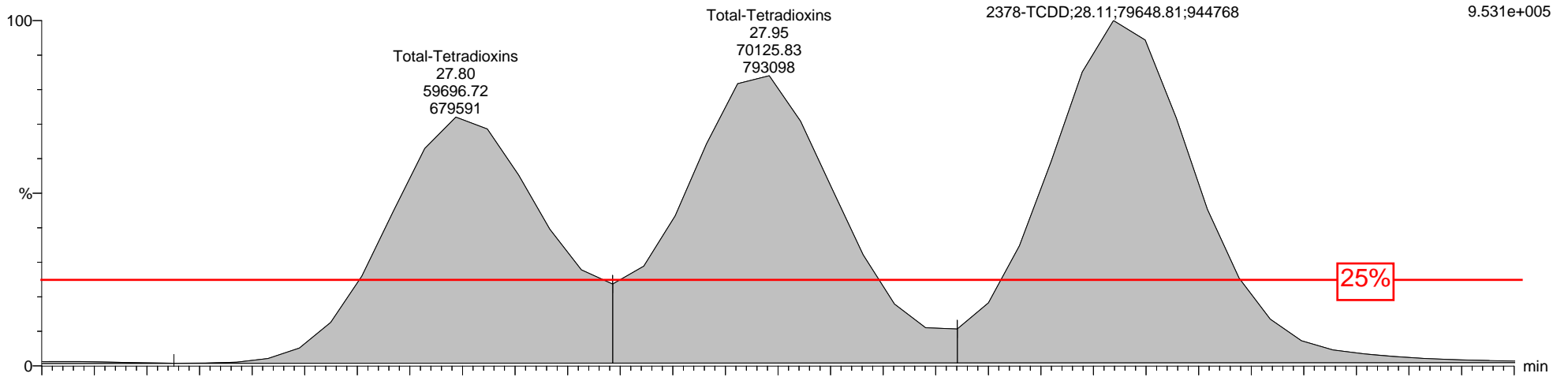
Calibration: C:\MassLynx\Dioxin.PRO\CurveDB\7-190724A-CAL5-M23.cdb 25 Jul 2019 09:29:35

Name: 7-190726A11, Date: 26-Jul-2019, Time: 20:26:35, ID: H7-19-CCV-0494, Description: 1613B-CS3+PERF-011D, Vial: Tray1:1

2378-TCDD

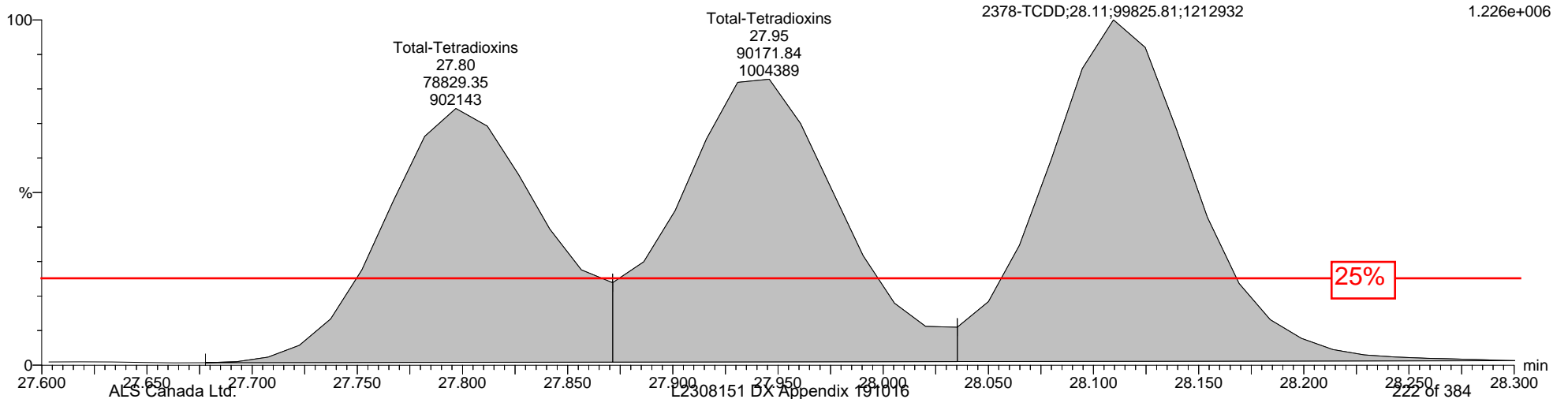
7-190726A11 Smooth(SG,1x1)
1613B-CS3+PERF-011D H7-19-CCV-0494

F1:Voltage SIR,EI+
319.8965
9.531e+005



7-190726A11 Smooth(SG,1x1)
1613B-CS3+PERF-011D H7-19-CCV-0494

F1:Voltage SIR,EI+
321.8936
1.226e+006



Quantify Sample Report MassLynx MassLynx V4.1 SCN 901

Dataset: C:\MassLynx\Dioxin.PRO\Result Files\7-190726A2-Q2-0729TP.qld

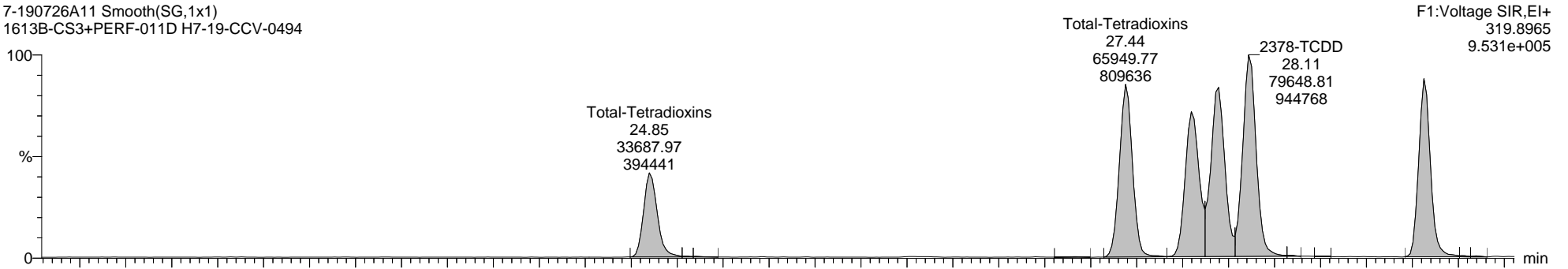
Last Altered: Monday, July 29, 2019 13:40:20 Eastern Daylight Time

Printed: Friday, September 06, 2019 17:11:38 Eastern Daylight Time

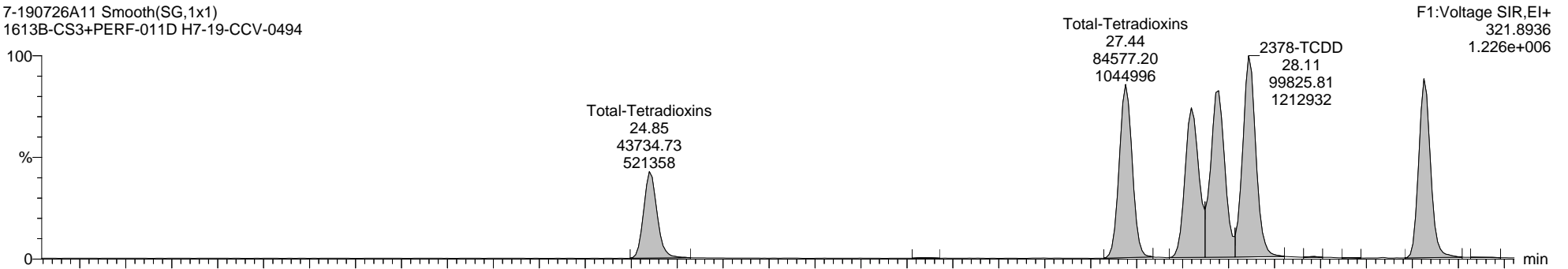
Name: 7-190726A11, Date: 26-Jul-2019, Time: 20:26:35, ID: H7-19-CCV-0494, Description: 1613B-CS3+PERF-011D, Vial: Tray1:1

Total-Tetradoxins

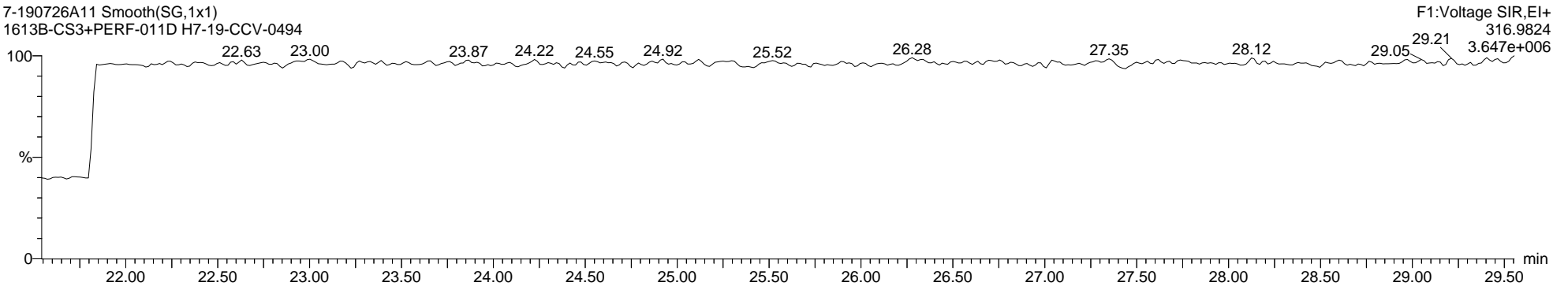
7-190726A11 Smooth(SG,1x1)
1613B-CS3+PERF-011D H7-19-CCV-0494



7-190726A11 Smooth(SG,1x1)
1613B-CS3+PERF-011D H7-19-CCV-0494



7-190726A11 Smooth(SG,1x1)
1613B-CS3+PERF-011D H7-19-CCV-0494



Dataset: C:\MassLynx\Dioxin.PRO\Result Files\7-190726A2-Q2-0729TP.qld


Last Altered: Monday, July 29, 2019 13:40:20 Eastern Daylight Time

Printed: Friday, September 06, 2019 17:11:38 Eastern Daylight Time

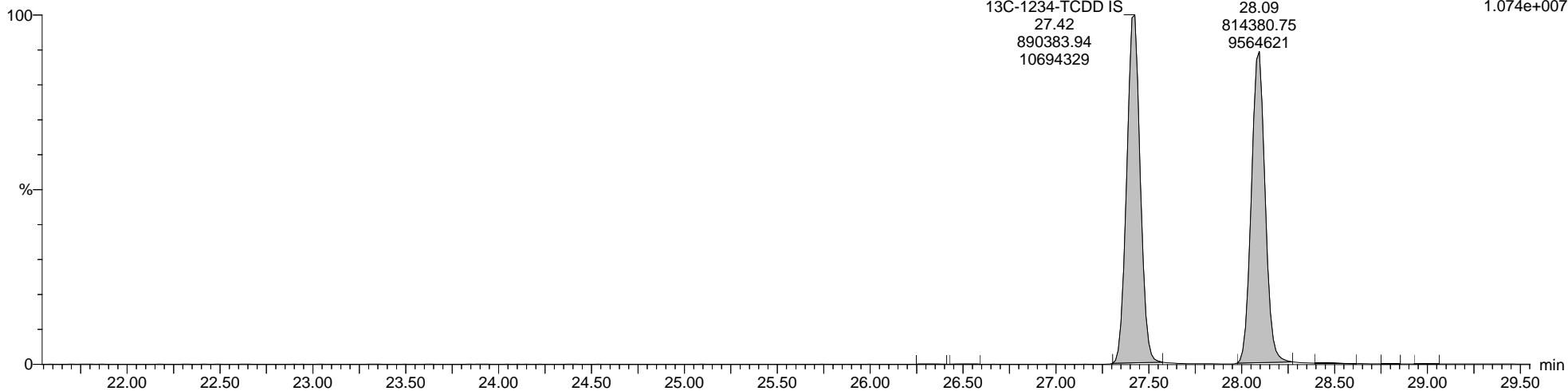
Name: 7-190726A11, Date: 26-Jul-2019, Time: 20:26:35, ID: H7-19-CCV-0494, Description: 1613B-CS3+PERF-011D, Vial: Tray1:1

13C-2378-TCDD ES

7-190726A11 Smooth(SG,1x1)
1613B-CS3+PERF-011D H7-19-CCV-0494



7-190726A11 Smooth(SG,1x1)
1613B-CS3+PERF-011D H7-19-CCV-0494



Quantify Sample Report MassLynx MassLynx V4.1 SCN 901


Dataset: C:\MassLynx\Dioxin.PRO\Result Files\7-190726A2-Q2-0729TP.qld

Last Altered: Monday, July 29, 2019 13:40:20 Eastern Daylight Time
Printed: Friday, September 06, 2019 17:11:38 Eastern Daylight Time

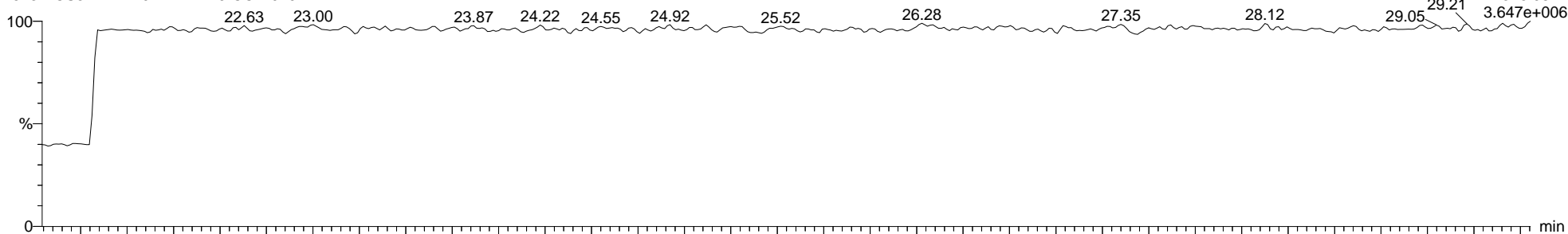
Name: 7-190726A11, Date: 26-Jul-2019, Time: 20:26:35, ID: H7-19-CCV-0494, Description: 1613B-CS3+PERF-011D, Vial: Tray1:1

Totals-37Cl-2378-TCDD

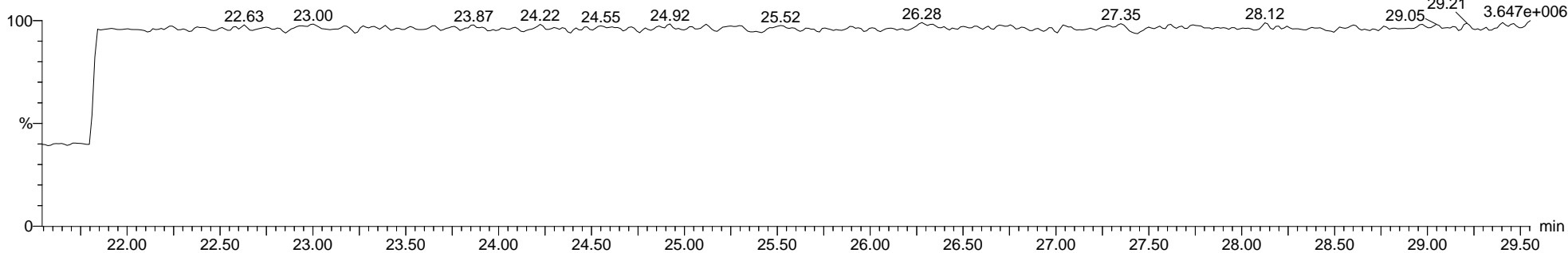
7-190726A11 Smooth(SG,1x1)
1613B-CS3+PERF-011D H7-19-CCV-0494



7-190726A11 Smooth(SG,1x1)
1613B-CS3+PERF-011D H7-19-CCV-0494



7-190726A11 Smooth(SG,1x1)
1613B-CS3+PERF-011D H7-19-CCV-0494



Quantify Sample Report MassLynx MassLynx V4.1 SCN 901


Dataset: C:\MassLynx\Dioxin.PRO\Result Files\7-190726A2-Q2-0729TP.qld

Last Altered: Monday, July 29, 2019 13:40:20 Eastern Daylight Time
Printed: Friday, September 06, 2019 17:11:38 Eastern Daylight Time


Name: 7-190726A11, Date: 26-Jul-2019, Time: 20:26:35, ID: H7-19-CCV-0494, Description: 1613B-CS3+PERF-011D, Vial: Tray1:1

Total-Pentadioxins

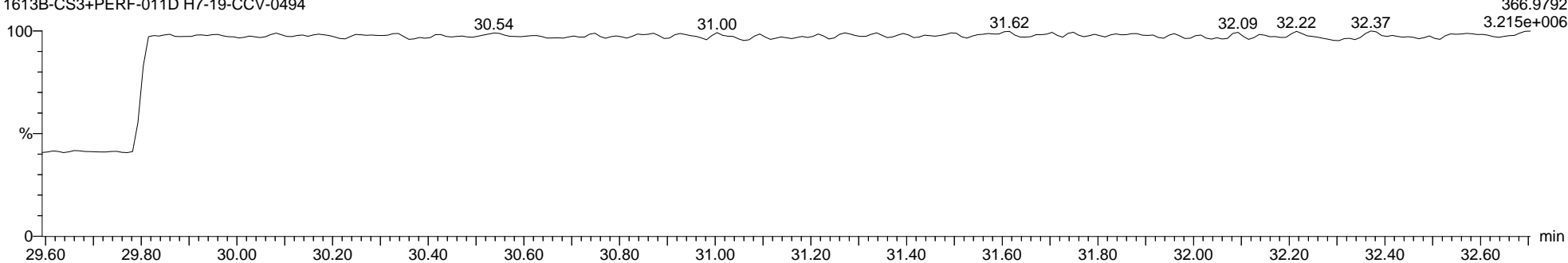
7-190726A11 Smooth(SG,1x1)
1613B-CS3+PERF-011D H7-19-CCV-0494



7-190726A11 Smooth(SG,1x1)
1613B-CS3+PERF-011D H7-19-CCV-0494



7-190726A11 Smooth(SG,1x1)
1613B-CS3+PERF-011D H7-19-CCV-0494



Dataset: C:\MassLynx\Dioxin.PRO\Result Files\7-190726A2-Q2-0729TP.qld

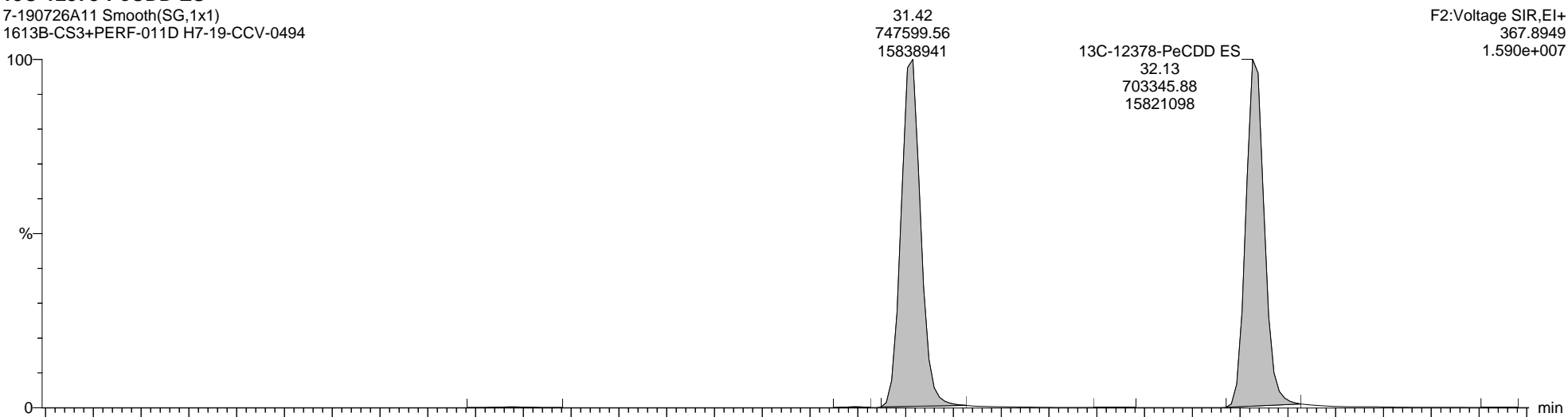
Last Altered: Monday, July 29, 2019 13:40:20 Eastern Daylight Time

Printed: Friday, September 06, 2019 17:11:38 Eastern Daylight Time

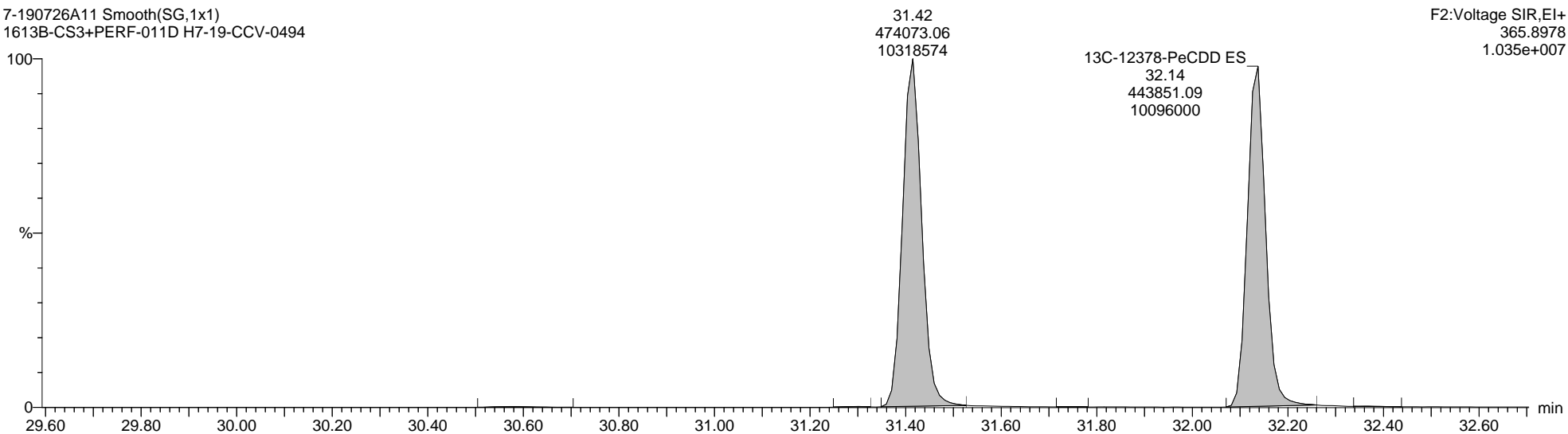
Name: 7-190726A11, Date: 26-Jul-2019, Time: 20:26:35, ID: H7-19-CCV-0494, Description: 1613B-CS3+PERF-011D, Vial: Tray1:1

13C-12378-PeCDD ES

7-190726A11 Smooth(SG,1x1)
1613B-CS3+PERF-011D H7-19-CCV-0494



7-190726A11 Smooth(SG,1x1)
1613B-CS3+PERF-011D H7-19-CCV-0494



Quantify Sample Report MassLynx MassLynx V4.1 SCN 901

Dataset: C:\MassLynx\Dioxin.PRO\Result Files\7-190726A2-Q2-0729TP.qld


Last Altered: Monday, July 29, 2019 13:40:20 Eastern Daylight Time
Printed: Friday, September 06, 2019 17:11:38 Eastern Daylight Time

Name: 7-190726A11, Date: 26-Jul-2019, Time: 20:26:35, ID: H7-19-CCV-0494, Description: 1613B-CS3+PERF-011D, Vial: Tray1:1

Total-Hexadioxins


7-190726A11 Smooth(SG,1x1)
1613B-CS3+PERF-011D H7-19-CCV-0494

F3:Voltage SIR,EI+
389.8157
8.715e+006



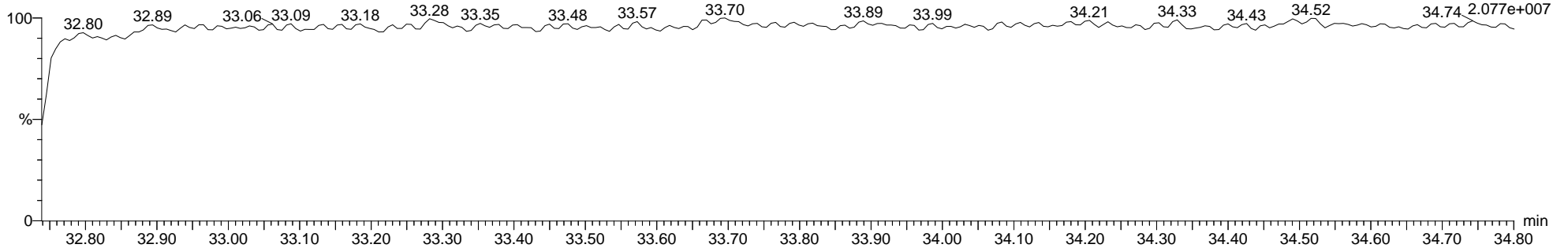
7-190726A11 Smooth(SG,1x1)
1613B-CS3+PERF-011D H7-19-CCV-0494

F3:Voltage SIR,EI+
391.8127
7.065e+006



7-190726A11 Smooth(SG,1x1)
1613B-CS3+PERF-011D H7-19-CCV-0494

F3:Voltage SIR,EI+
380.9760
2.077e+007



Quantify Sample Report MassLynx MassLynx V4.1 SCN 901

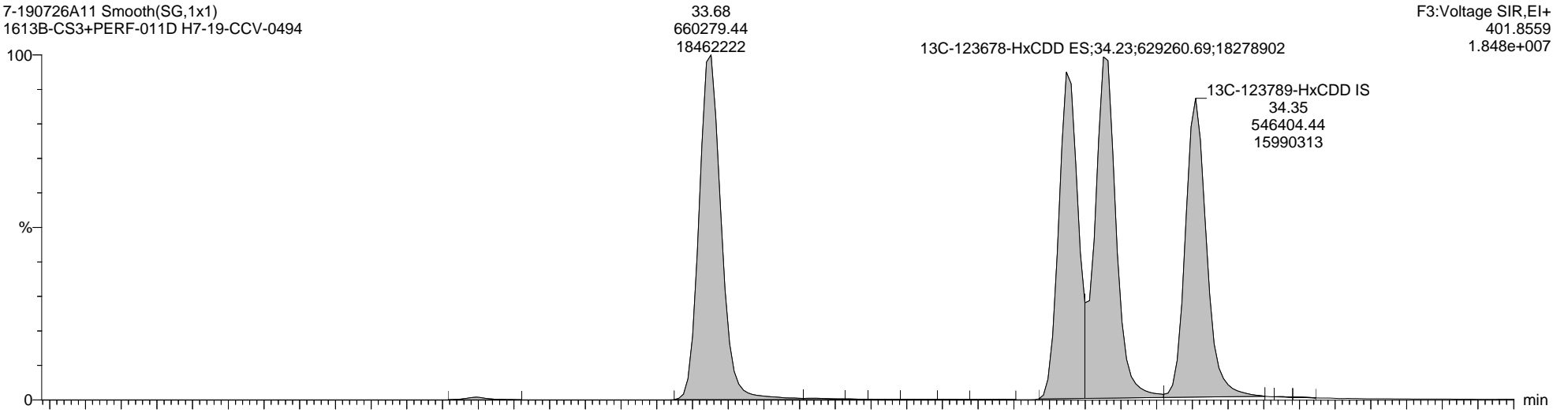
Dataset: C:\MassLynx\Dioxin.PRO\Result Files\7-190726A2-Q2-0729TP.qld

Last Altered: Monday, July 29, 2019 13:40:20 Eastern Daylight Time
Printed: Friday, September 06, 2019 17:11:38 Eastern Daylight Time

Name: 7-190726A11, Date: 26-Jul-2019, Time: 20:26:35, ID: H7-19-CCV-0494, Description: 1613B-CS3+PERF-011D, Vial: Tray1:1

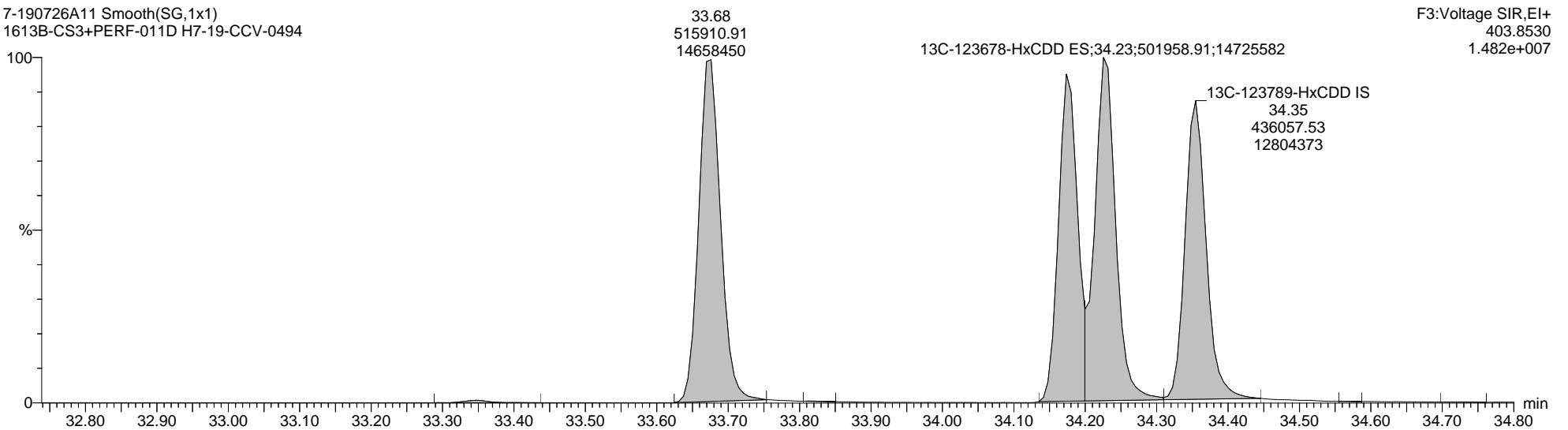
13C-123678-HxCDD ES

7-190726A11 Smooth(SG,1x1)
1613B-CS3+PERF-011D H7-19-CCV-0494



F3:Voltage SIR,EI+
401.8559
1.848e+007

7-190726A11 Smooth(SG,1x1)
1613B-CS3+PERF-011D H7-19-CCV-0494



F3:Voltage SIR,EI+
403.8530
1.482e+007

Quantify Sample Report MassLynx MassLynx V4.1 SCN 901

Dataset: C:\MassLynx\Dioxin.PRO\Result Files\7-190726A2-Q2-0729TP.qld

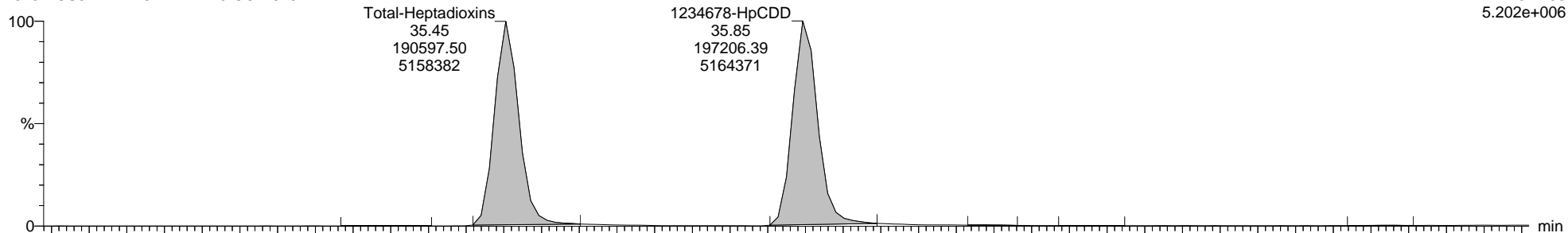
Last Altered: Monday, July 29, 2019 13:40:20 Eastern Daylight Time
Printed: Friday, September 06, 2019 17:11:38 Eastern Daylight Time

Name: 7-190726A11, Date: 26-Jul-2019, Time: 20:26:35, ID: H7-19-CCV-0494, Description: 1613B-CS3+PERF-011D, Vial: Tray1:1

Total-Heptadioxins

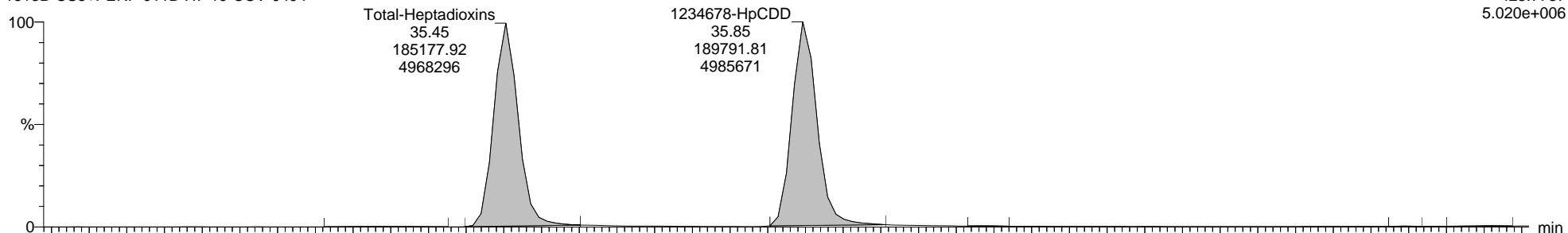
7-190726A11 Smooth(SG,1x1)
1613B-CS3+PERF-011D H7-19-CCV-0494

F4:Voltage SIR,EI+
423.7766
5.202e+006



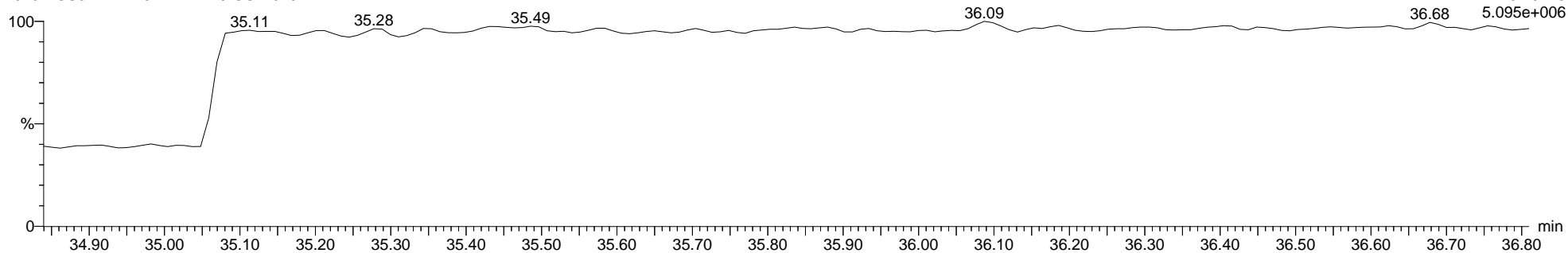
7-190726A11 Smooth(SG,1x1)
1613B-CS3+PERF-011D H7-19-CCV-0494

F4:Voltage SIR,EI+
425.7737
5.020e+006



7-190726A11 Smooth(SG,1x1)
1613B-CS3+PERF-011D H7-19-CCV-0494

F4:Voltage SIR,EI+
454.9728
5.095e+006



Quantify Sample Report MassLynx MassLynx V4.1 SCN 901

Dataset: C:\MassLynx\Dioxin.PRO\Result Files\7-190726A2-Q2-0729TP.qld

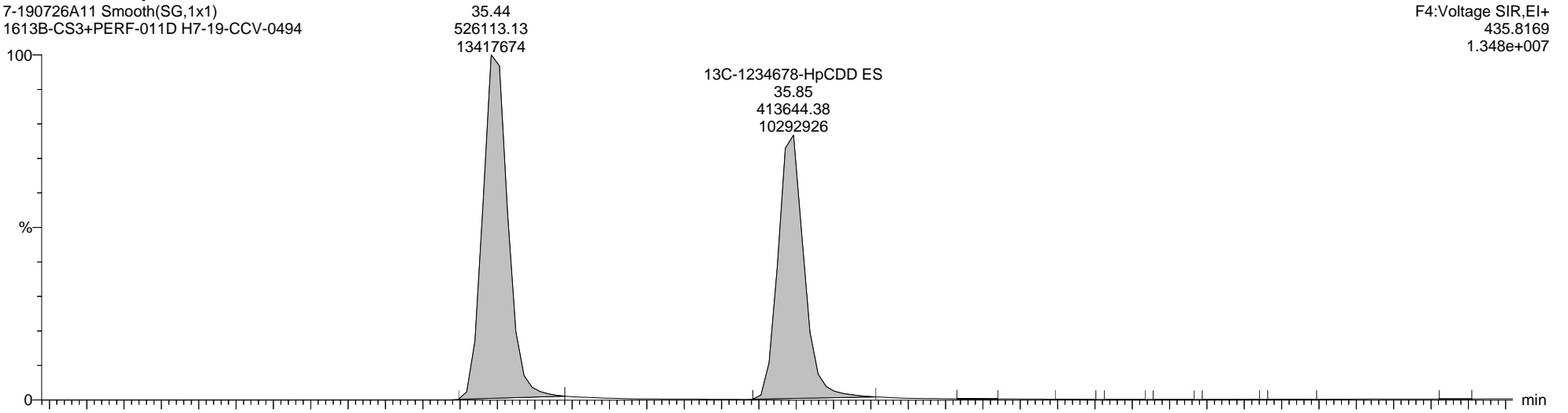
Last Altered: Monday, July 29, 2019 13:40:20 Eastern Daylight Time
Printed: Friday, September 06, 2019 17:11:38 Eastern Daylight Time

Name: 7-190726A11, Date: 26-Jul-2019, Time: 20:26:35, ID: H7-19-CCV-0494, Description: 1613B-CS3+PERF-011D, Vial: Tray1:1

13C-1234678-HpCDD ES

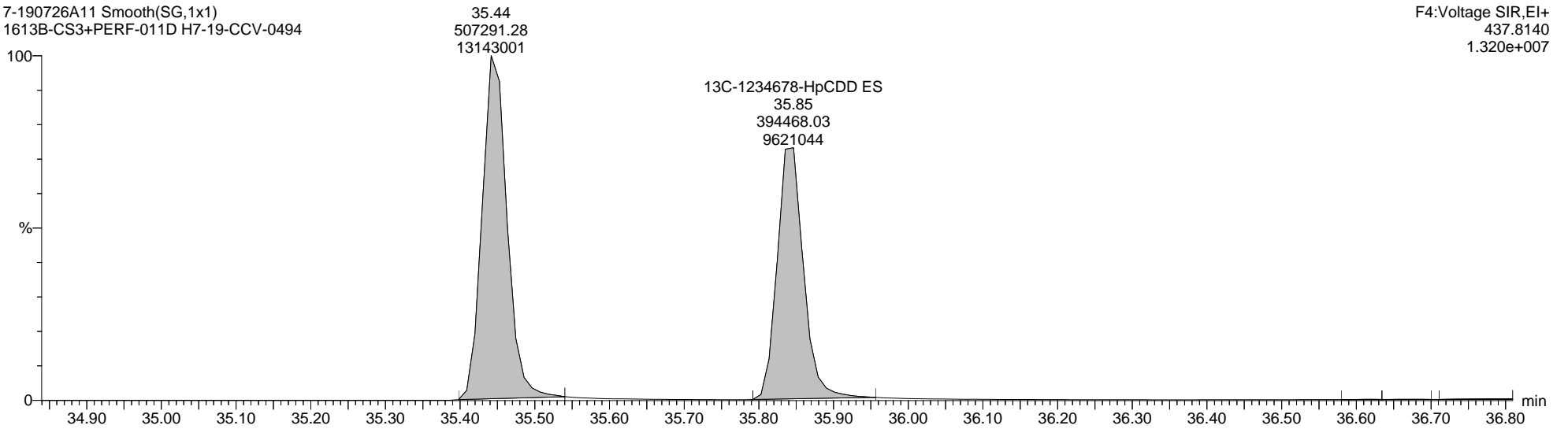
7-190726A11 Smooth(SG,1x1)
1613B-CS3+PERF-011D H7-19-CCV-0494

F4:Voltage SIR,EI+
435.8169
1.348e+007



7-190726A11 Smooth(SG,1x1)
1613B-CS3+PERF-011D H7-19-CCV-0494

F4:Voltage SIR,EI+
437.8140
1.320e+007



Quantify Sample Report MassLynx MassLynx V4.1 SCN 901

Dataset: C:\MassLynx\Dioxin.PRO\Result Files\7-190726A2-Q2-0729TP.qld


Last Altered: Monday, July 29, 2019 13:40:20 Eastern Daylight Time
Printed: Friday, September 06, 2019 17:11:38 Eastern Daylight Time

Name: 7-190726A11, Date: 26-Jul-2019, Time: 20:26:35, ID: H7-19-CCV-0494, Description: 1613B-CS3+PERF-011D, Vial: Tray1:1

Total-OCDD


7-190726A11 Smooth(SG,1x1)
1613B-CS3+PERF-011D H7-19-CCV-0494

F5:Voltage SIR,EI+
457.7377
7.467e+006



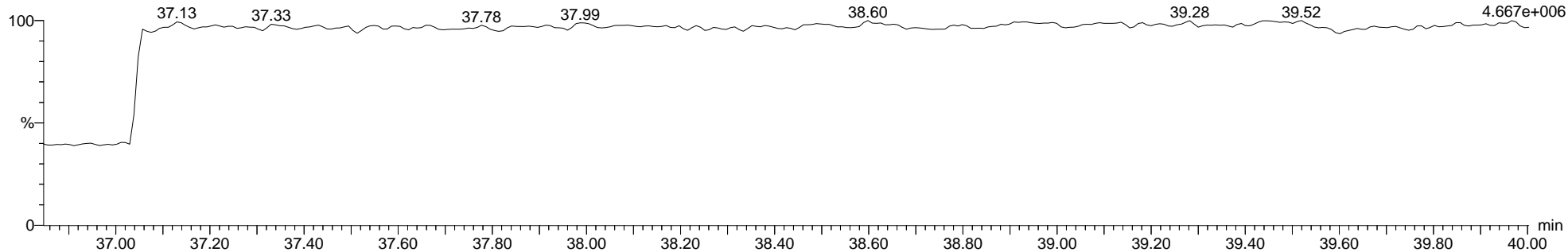
7-190726A11 Smooth(SG,1x1)
1613B-CS3+PERF-011D H7-19-CCV-0494

F5:Voltage SIR,EI+
459.7348
8.614e+006



7-190726A11 Smooth(SG,1x1)
1613B-CS3+PERF-011D H7-19-CCV-0494

F5:Voltage SIR,EI+
454.9728
4.667e+006



Quantify Sample Report MassLynx MassLynx V4.1 SCN 901

Dataset: C:\MassLynx\Dioxin.PRO\Result Files\7-190726A2-Q2-0729TP.qld


Last Altered: Monday, July 29, 2019 13:40:20 Eastern Daylight Time
Printed: Friday, September 06, 2019 17:11:38 Eastern Daylight Time

Name: 7-190726A11, Date: 26-Jul-2019, Time: 20:26:35, ID: H7-19-CCV-0494, Description: 1613B-CS3+PERF-011D, Vial: Tray1:1

13C-OCDD ES

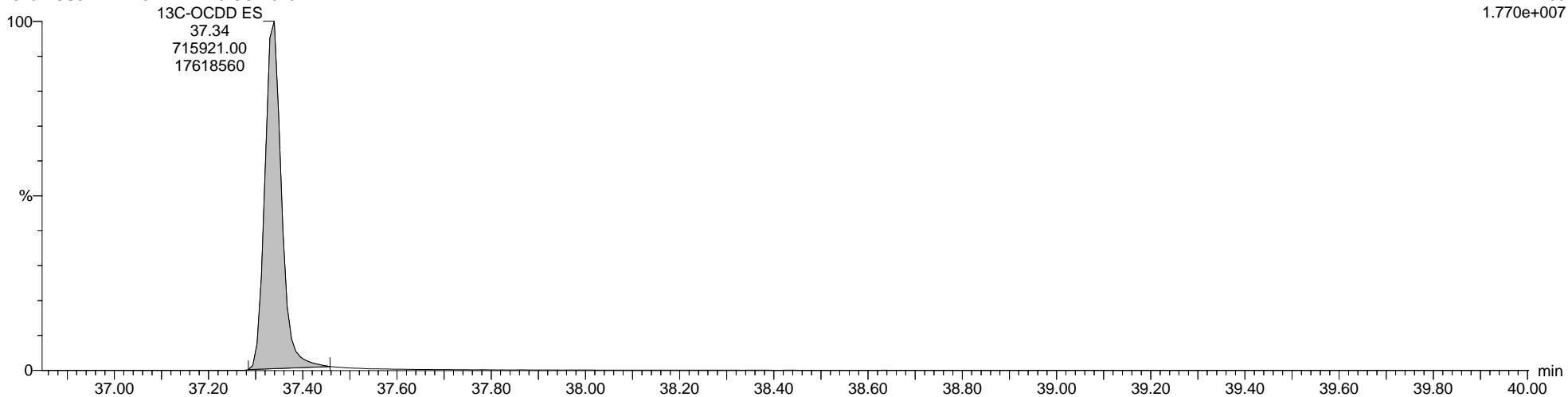
7-190726A11 Smooth(SG,1x1)
1613B-CS3+PERF-011D H7-19-CCV-0494

F5:Voltage SIR,EI+
469.7779
1.595e+007



7-190726A11 Smooth(SG,1x1)
1613B-CS3+PERF-011D H7-19-CCV-0494

F5:Voltage SIR,EI+
471.7750
1.770e+007



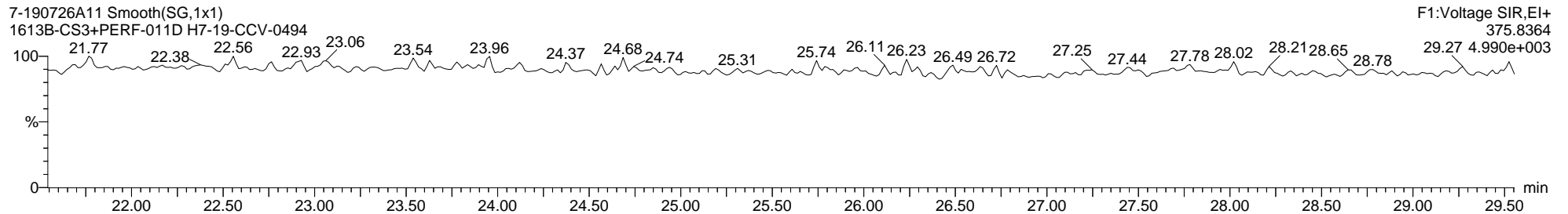
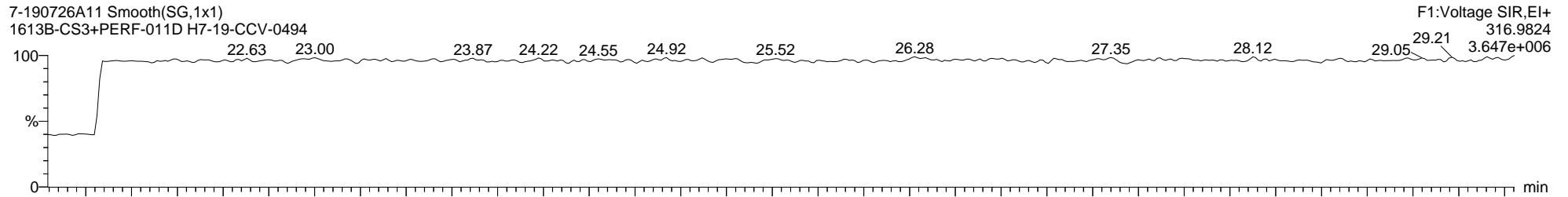
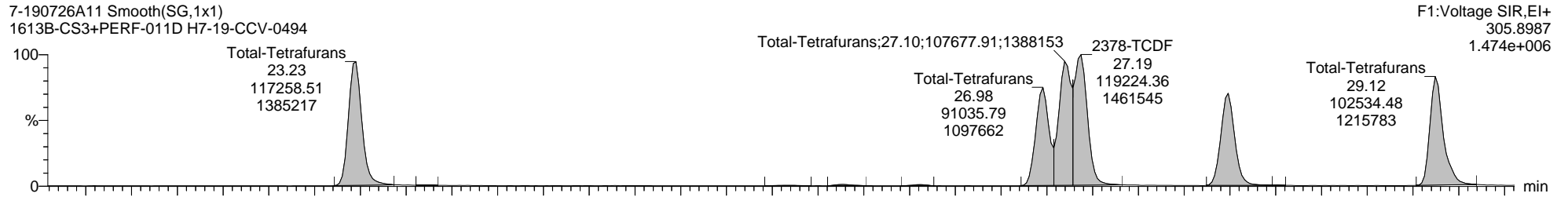
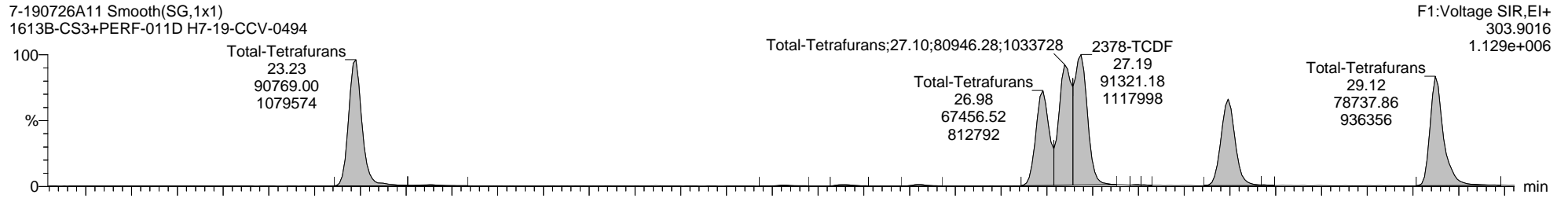
Quantify Sample Report MassLynx MassLynx V4.1 SCN 901

Dataset: C:\MassLynx\Dioxin.PRO\Result Files\7-190726A2-Q2-0729TP.qld

Last Altered: Monday, July 29, 2019 13:40:20 Eastern Daylight Time
Printed: Friday, September 06, 2019 17:11:38 Eastern Daylight Time

Name: 7-190726A11, Date: 26-Jul-2019, Time: 20:26:35, ID: H7-19-CCV-0494, Description: 1613B-CS3+PERF-011D, Vial: Tray1:1

Total-Tetrafurans



Dataset: C:\MassLynx\Dioxin.PRO\Result Files\7-190726A2-Q2-0729TP.qld

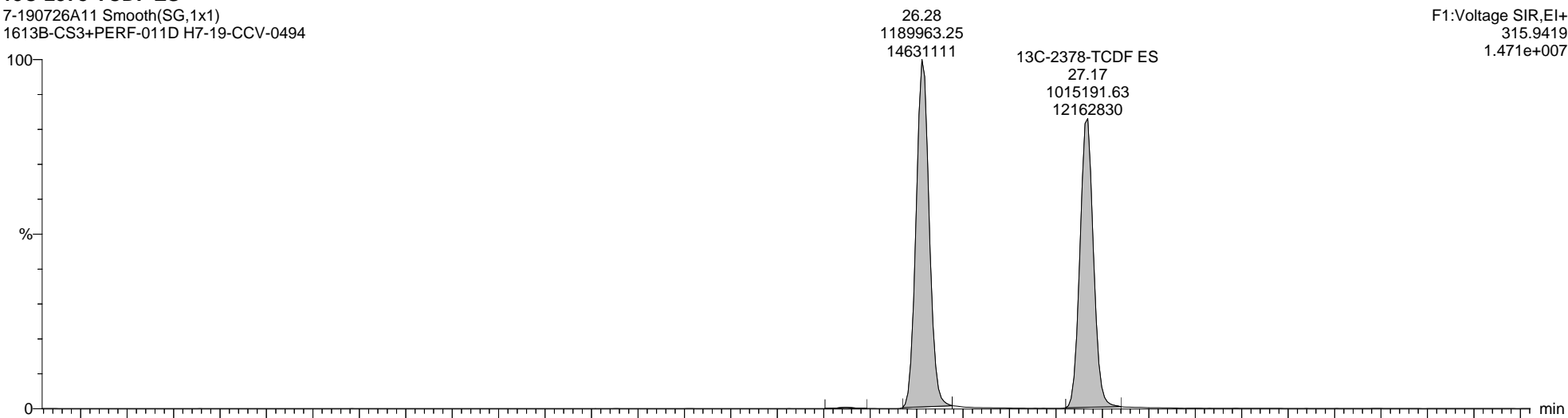
Last Altered: Monday, July 29, 2019 13:40:20 Eastern Daylight Time

Printed: Friday, September 06, 2019 17:11:38 Eastern Daylight Time

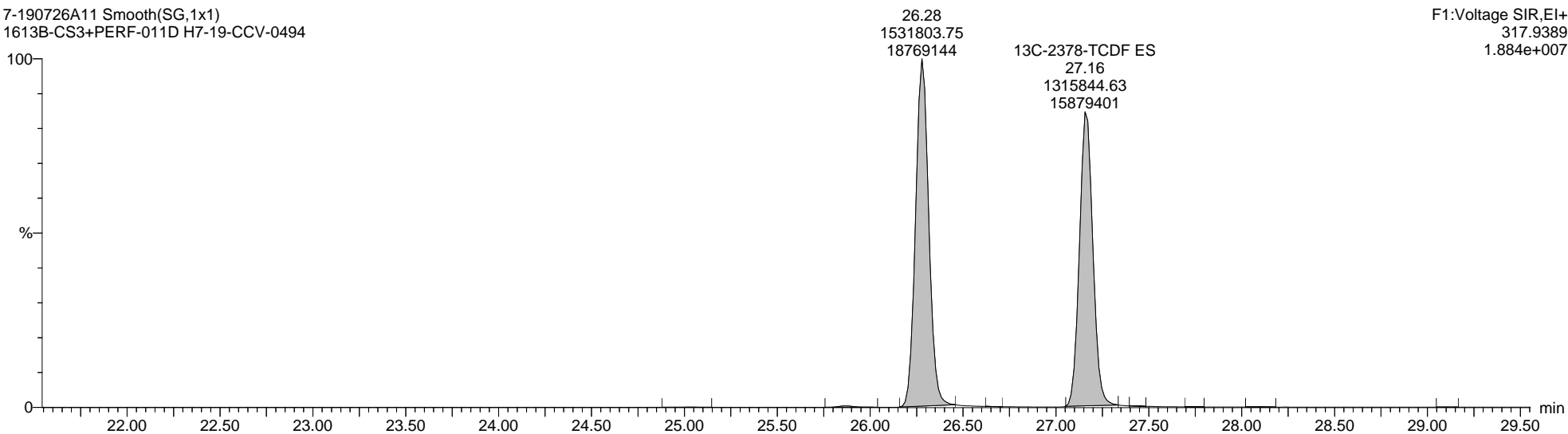
Name: 7-190726A11, Date: 26-Jul-2019, Time: 20:26:35, ID: H7-19-CCV-0494, Description: 1613B-CS3+PERF-011D, Vial: Tray1:1

13C-2378-TCDF ES

7-190726A11 Smooth(SG,1x1)
1613B-CS3+PERF-011D H7-19-CCV-0494



7-190726A11 Smooth(SG,1x1)
1613B-CS3+PERF-011D H7-19-CCV-0494



Quantify Sample Report MassLynx MassLynx V4.1 SCN 901


Dataset: C:\MassLynx\Dioxin.PRO\Result Files\7-190726A2-Q2-0729TP.qld

Last Altered: Monday, July 29, 2019 13:40:20 Eastern Daylight Time
Printed: Friday, September 06, 2019 17:11:38 Eastern Daylight Time


Name: 7-190726A11, Date: 26-Jul-2019, Time: 20:26:35, ID: H7-19-CCV-0494, Description: 1613B-CS3+PERF-011D, Vial: Tray1:1

Total-PeCDF-F1

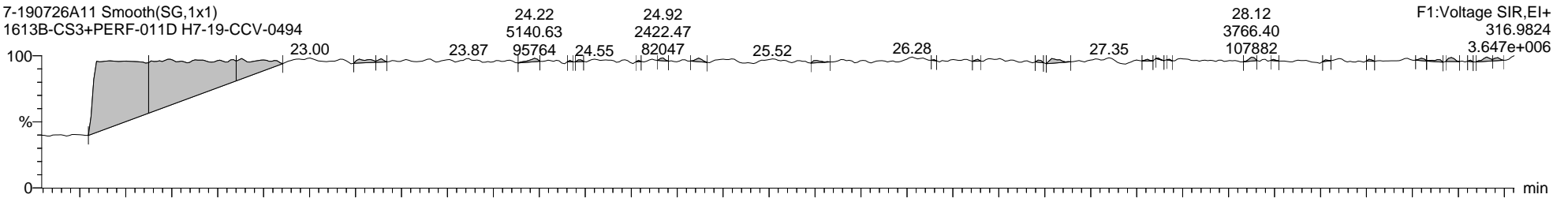
7-190726A11 Smooth(SG,1x1)
1613B-CS3+PERF-011D H7-19-CCV-0494



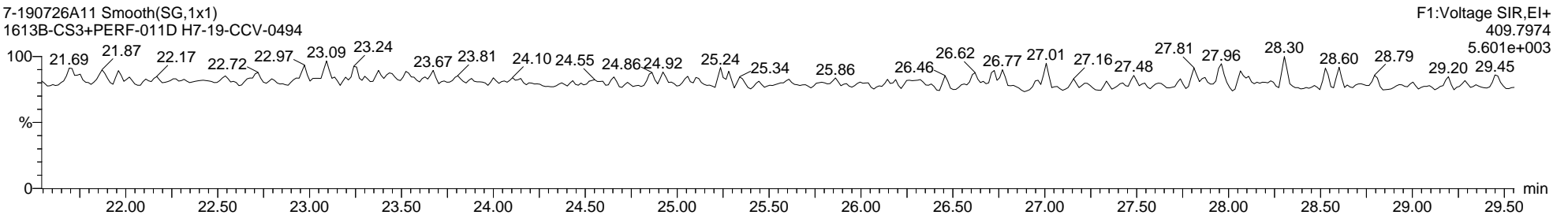
7-190726A11 Smooth(SG,1x1)
1613B-CS3+PERF-011D H7-19-CCV-0494



7-190726A11 Smooth(SG,1x1)
1613B-CS3+PERF-011D H7-19-CCV-0494



7-190726A11 Smooth(SG,1x1)
1613B-CS3+PERF-011D H7-19-CCV-0494



Quantify Sample Report MassLynx MassLynx V4.1 SCN 901

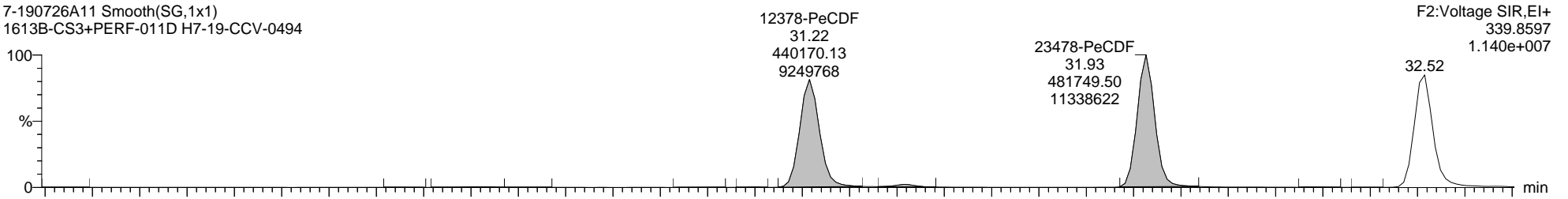
Dataset: C:\MassLynx\Dioxin.PRO\Result Files\7-190726A2-Q2-0729TP.qld

Last Altered: Monday, July 29, 2019 13:40:20 Eastern Daylight Time
Printed: Friday, September 06, 2019 17:11:38 Eastern Daylight Time

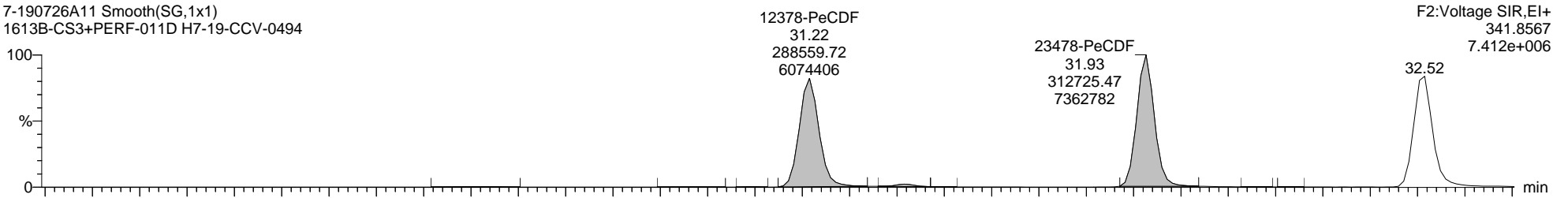
Name: 7-190726A11, Date: 26-Jul-2019, Time: 20:26:35, ID: H7-19-CCV-0494, Description: 1613B-CS3+PERF-011D, Vial: Tray1:1

Total-Pentafurans

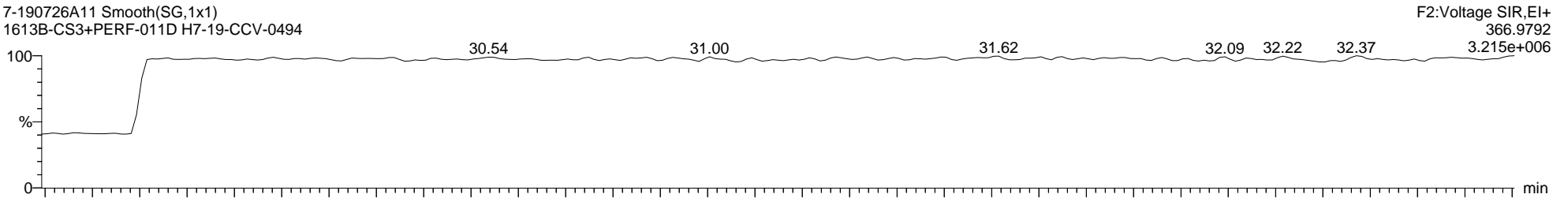
7-190726A11 Smooth(SG,1x1)
1613B-CS3+PERF-011D H7-19-CCV-0494



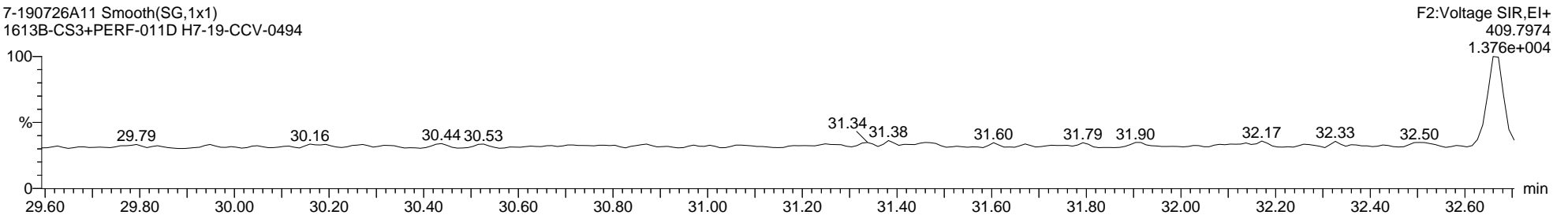
7-190726A11 Smooth(SG,1x1)
1613B-CS3+PERF-011D H7-19-CCV-0494



7-190726A11 Smooth(SG,1x1)
1613B-CS3+PERF-011D H7-19-CCV-0494



7-190726A11 Smooth(SG,1x1)
1613B-CS3+PERF-011D H7-19-CCV-0494



Dataset: C:\MassLynx\Dioxin.PRO\Result Files\7-190726A2-Q2-0729TP.qld

Last Altered: Monday, July 29, 2019 13:40:20 Eastern Daylight Time

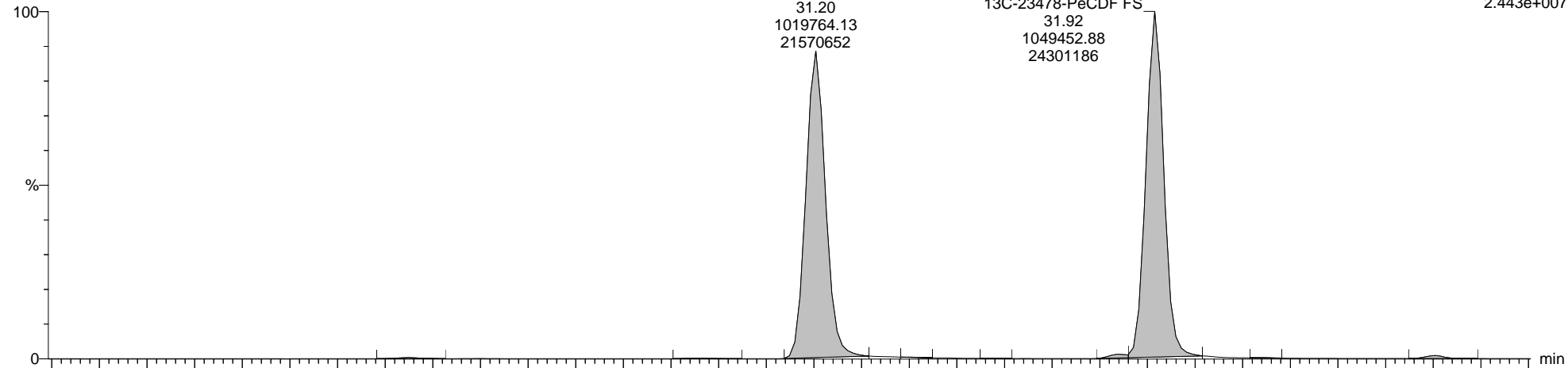
Printed: Friday, September 06, 2019 17:11:38 Eastern Daylight Time

Name: 7-190726A11, Date: 26-Jul-2019, Time: 20:26:35, ID: H7-19-CCV-0494, Description: 1613B-CS3+PERF-011D, Vial: Tray1:1

13C-12378-PeCDF ES

7-190726A11 Smooth(SG,1x1)

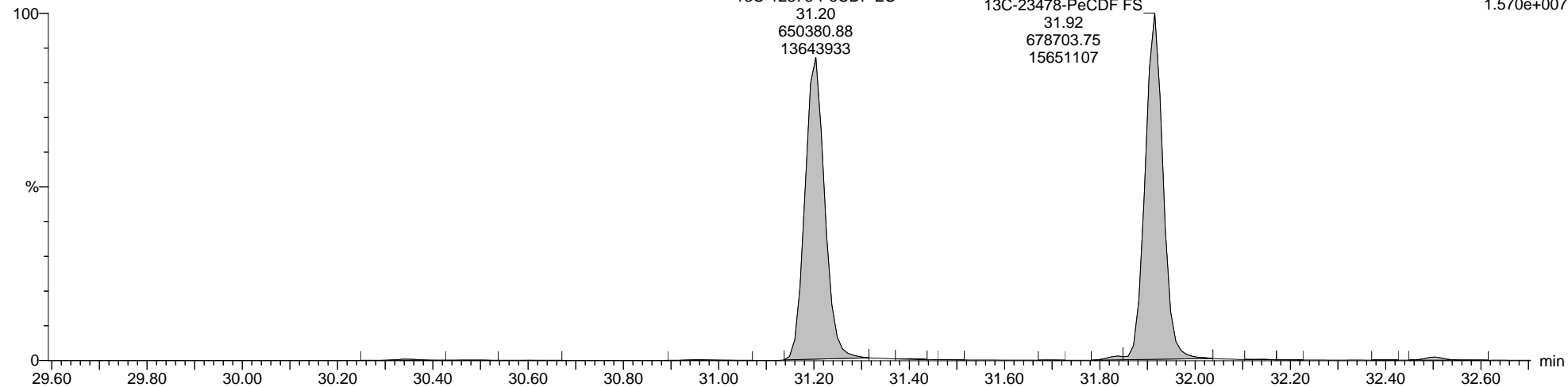
1613B-CS3+PERF-011D H7-19-CCV-0494



F2:Voltage SIR,EI+
351.9000
2.443e+007

7-190726A11 Smooth(SG,1x1)

1613B-CS3+PERF-011D H7-19-CCV-0494



F2:Voltage SIR,EI+
353.8970
1.570e+007

Quantify Sample Report MassLynx MassLynx V4.1 SCN 901

Dataset: C:\MassLynx\Dioxin.PRO\Result Files\7-190726A2-Q2-0729TP.qld

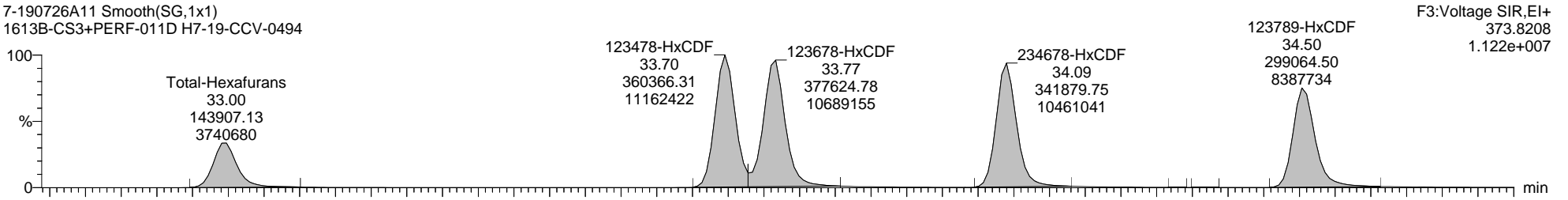
Last Altered: Monday, July 29, 2019 13:40:20 Eastern Daylight Time

Printed: Friday, September 06, 2019 17:11:38 Eastern Daylight Time

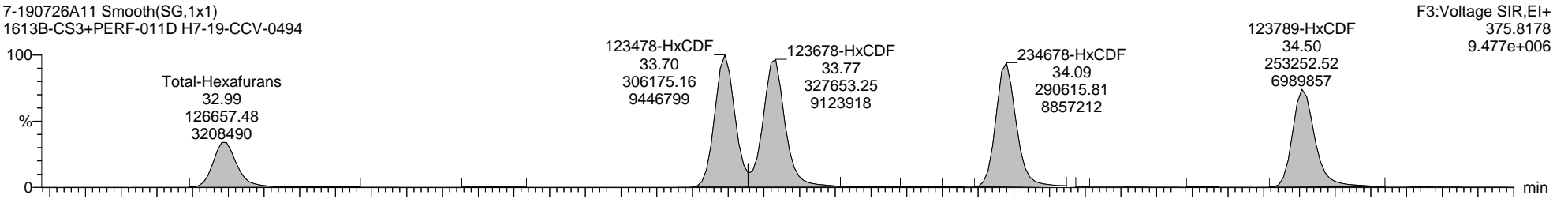
Name: 7-190726A11, Date: 26-Jul-2019, Time: 20:26:35, ID: H7-19-CCV-0494, Description: 1613B-CS3+PERF-011D, Vial: Tray1:1

Total-Hexafurans

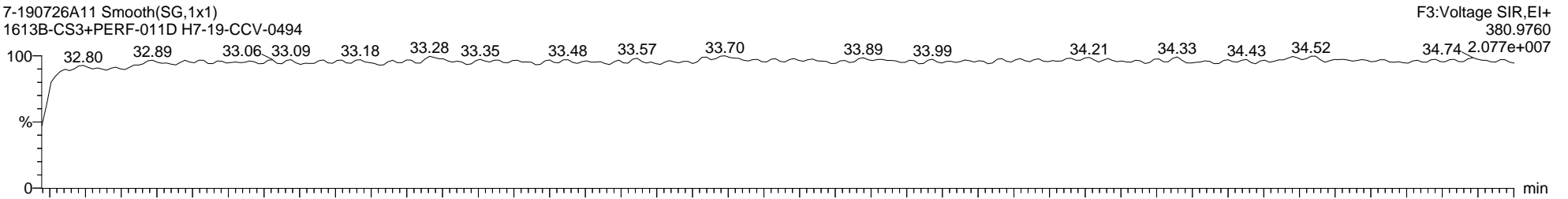
7-190726A11 Smooth(SG,1x1)
1613B-CS3+PERF-011D H7-19-CCV-0494



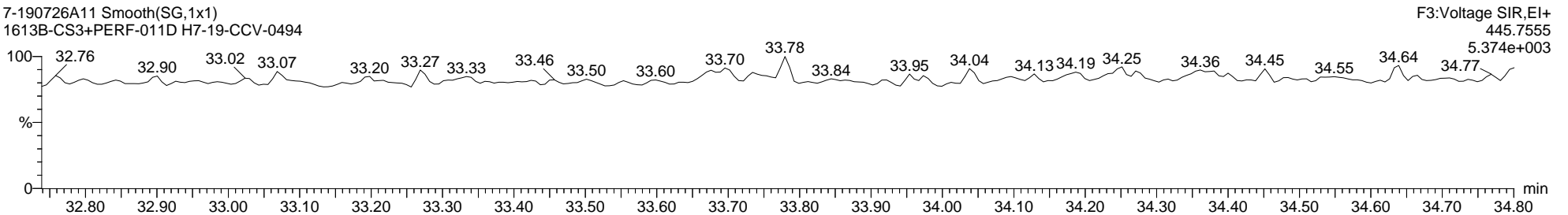
7-190726A11 Smooth(SG,1x1)
1613B-CS3+PERF-011D H7-19-CCV-0494



7-190726A11 Smooth(SG,1x1)
1613B-CS3+PERF-011D H7-19-CCV-0494



7-190726A11 Smooth(SG,1x1)
1613B-CS3+PERF-011D H7-19-CCV-0494



Quantify Sample Report MassLynx MassLynx V4.1 SCN 901

Dataset: C:\MassLynx\Dioxin.PRO\Result Files\7-190726A2-Q2-0729TP.qld

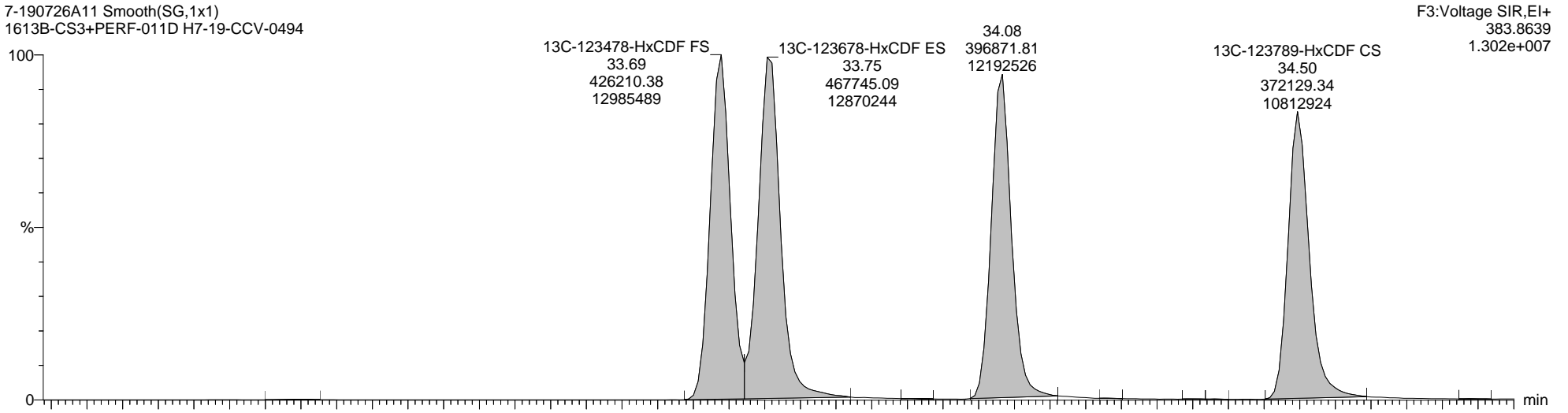
Last Altered: Monday, July 29, 2019 13:40:20 Eastern Daylight Time

Printed: Friday, September 06, 2019 17:11:38 Eastern Daylight Time

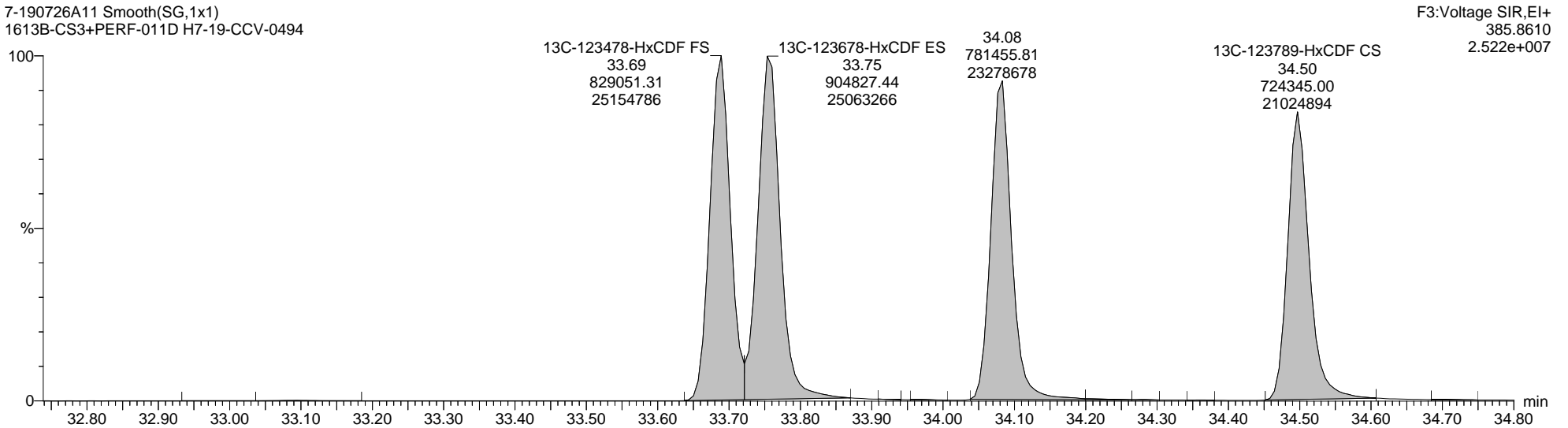
Name: 7-190726A11, Date: 26-Jul-2019, Time: 20:26:35, ID: H7-19-CCV-0494, Description: 1613B-CS3+PERF-011D, Vial: Tray1:1

13C-123678-HxCDF ES

7-190726A11 Smooth(SG,1x1)
1613B-CS3+PERF-011D H7-19-CCV-0494



7-190726A11 Smooth(SG,1x1)
1613B-CS3+PERF-011D H7-19-CCV-0494



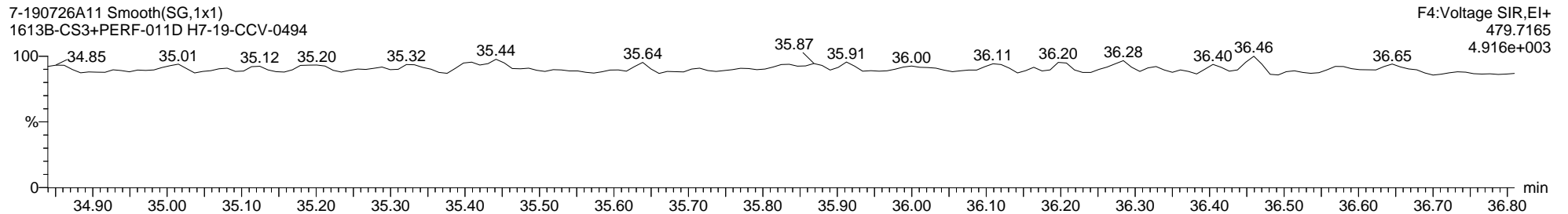
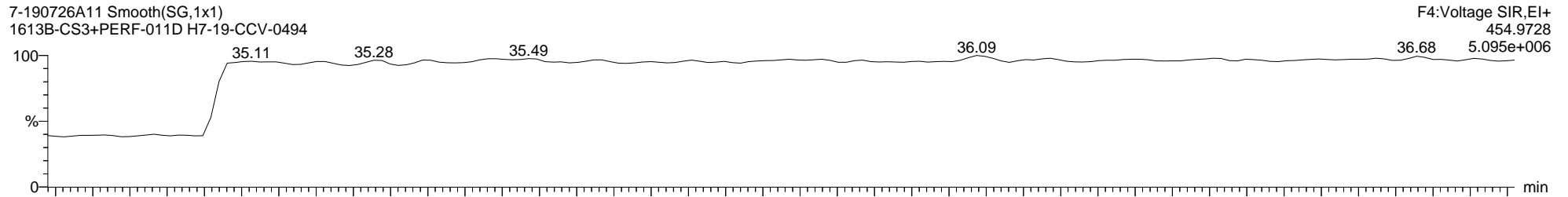


Quantify Sample Report MassLynx MassLynx V4.1 SCN 901

Dataset: C:\MassLynx\Dioxin.PRO\Result Files\7-190726A2-Q2-0729TP.qld

Last Altered: Monday, July 29, 2019 13:40:20 Eastern Daylight Time
Printed: Friday, September 06, 2019 17:11:38 Eastern Daylight Time

Name: 7-190726A11, Date: 26-Jul-2019, Time: 20:26:35, ID: H7-19-CCV-0494, Description: 1613B-CS3+PERF-011D, Vial: Tray1:1

Total-Heptafurans



Quantify Sample Report MassLynx MassLynx V4.1 SCN 901

Dataset: C:\MassLynx\Dioxin.PRO\Result Files\7-190726A2-Q2-0729TP.qld

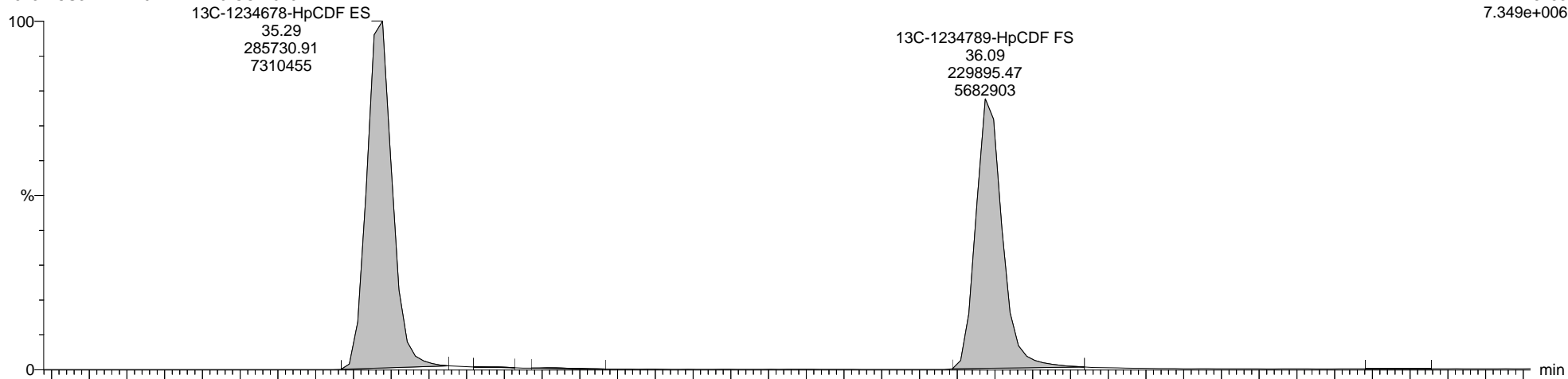
Last Altered: Monday, July 29, 2019 13:40:20 Eastern Daylight Time
Printed: Friday, September 06, 2019 17:11:38 Eastern Daylight Time

Name: 7-190726A11, Date: 26-Jul-2019, Time: 20:26:35, ID: H7-19-CCV-0494, Description: 1613B-CS3+PERF-011D, Vial: Tray1:1

13C-1234678-HpCDF ES

7-190726A11 Smooth(SG,1x1)
1613B-CS3+PERF-011D H7-19-CCV-0494

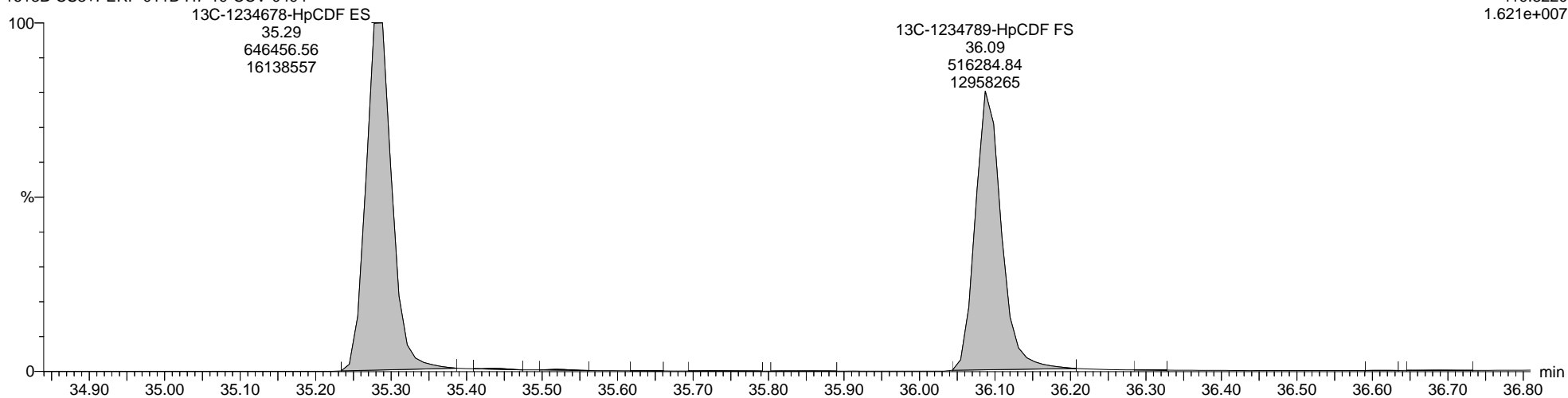
F4:Voltage SIR,EI+
417.8253
7.349e+006



7-190726A11 Smooth(SG,1x1)

1613B-CS3+PERF-011D H7-19-CCV-0494

F4:Voltage SIR,EI+
419.8220
1.621e+007



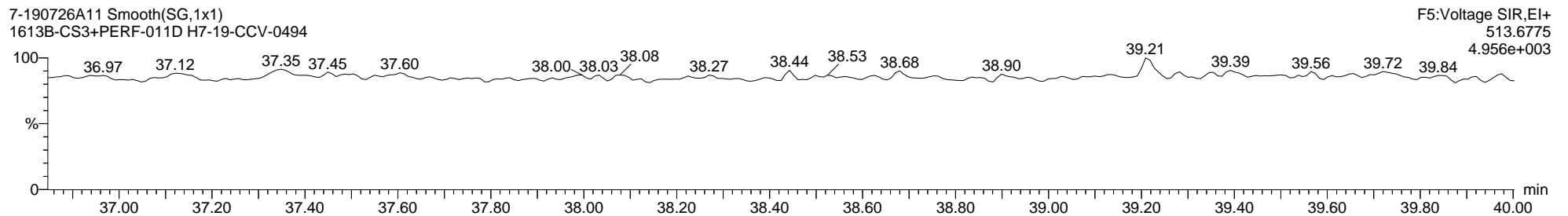
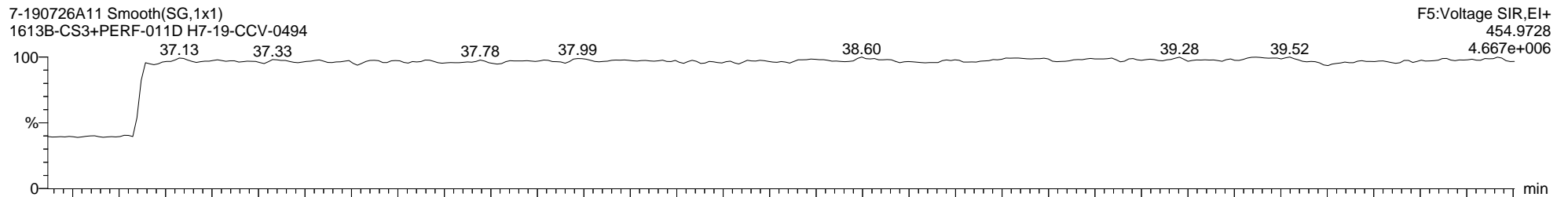

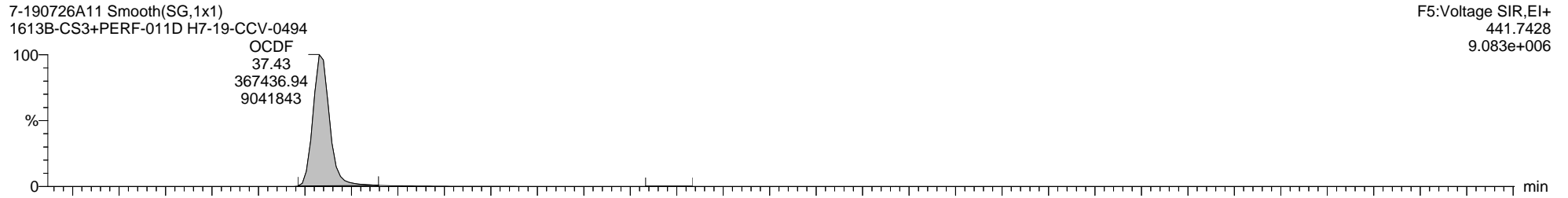
Quantify Sample Report MassLynx MassLynx V4.1 SCN 901

Dataset: C:\MassLynx\Dioxin.PRO\Result Files\7-190726A2-Q2-0729TP.qld

Last Altered: Monday, July 29, 2019 13:40:20 Eastern Daylight Time
Printed: Friday, September 06, 2019 17:11:38 Eastern Daylight Time

Name: 7-190726A11, Date: 26-Jul-2019, Time: 20:26:35, ID: H7-19-CCV-0494, Description: 1613B-CS3+PERF-011D, Vial: Tray1:1

Totals-OCDF



Dataset: C:\MassLynx\Dioxin.PRO\Result Files\7-190726A2-Q2-0729TP.qld

Last Altered: Monday, July 29, 2019 13:40:20 Eastern Daylight Time


Printed: Friday, September 06, 2019 17:11:38 Eastern Daylight Time

Name: 7-190726A12, Date: 26-Jul-2019, Time: 21:17:30, ID: WG3081836-2, Description: M23 LCS, Vial: Tray1:10

2378-TCDD

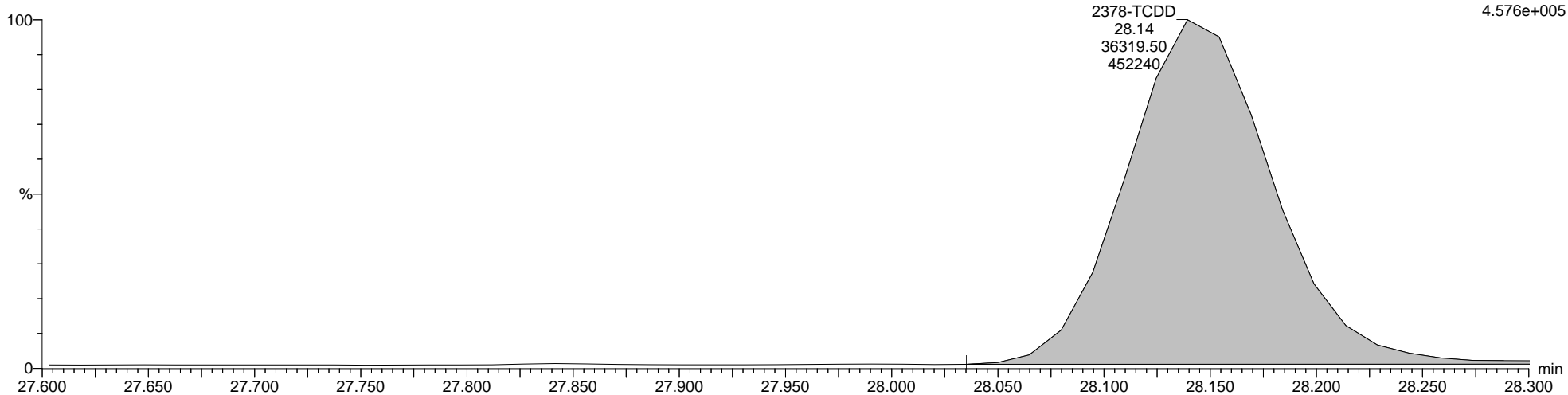
7-190726A12 Smooth(SG,1x1)
M23 LCS WG3081836-2

F1:Voltage SIR,EI+
319.8965
3.572e+005



7-190726A12 Smooth(SG,1x1)
M23 LCS WG3081836-2

F1:Voltage SIR,EI+
321.8936
4.576e+005



Quantify Sample Report MassLynx MassLynx V4.1 SCN 901

Dataset: C:\MassLynx\Dioxin.PRO\Result Files\7-190726A2-Q2-0729TP.qld


Last Altered: Monday, July 29, 2019 13:40:20 Eastern Daylight Time
Printed: Friday, September 06, 2019 17:11:38 Eastern Daylight Time

Name: 7-190726A12, Date: 26-Jul-2019, Time: 21:17:30, ID: WG3081836-2, Description: M23 LCS, Vial: Tray1:10

Total-Tetradoxins


7-190726A12 Smooth(SG,1x1)
M23 LCS WG3081836-2

F1:Voltage SIR,EI+
319.8965
3.572e+005



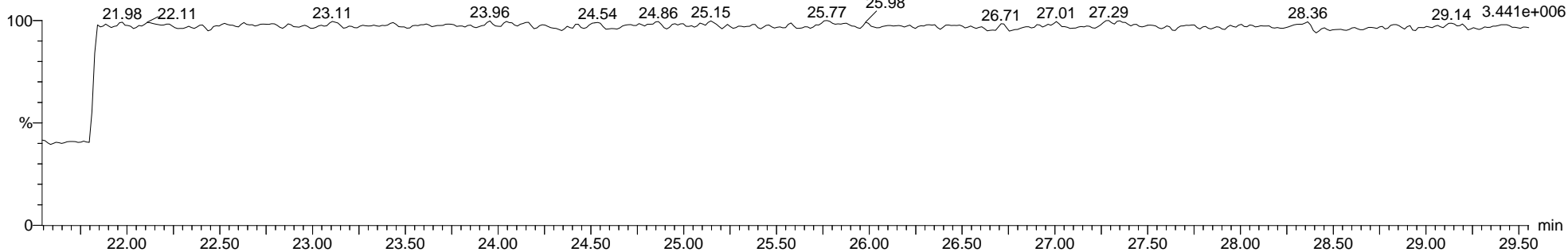
7-190726A12 Smooth(SG,1x1)
M23 LCS WG3081836-2

F1:Voltage SIR,EI+
321.8936
4.576e+005



7-190726A12 Smooth(SG,1x1)
M23 LCS WG3081836-2

F1:Voltage SIR,EI+
316.9824
3.441e+006



Quantify Sample Report MassLynx MassLynx V4.1 SCN 901

Dataset: C:\MassLynx\Dioxin.PRO\Result Files\7-190726A2-Q2-0729TP.qld


Last Altered: Monday, July 29, 2019 13:40:20 Eastern Daylight Time
Printed: Friday, September 06, 2019 17:11:38 Eastern Daylight Time

Name: 7-190726A12, Date: 26-Jul-2019, Time: 21:17:30, ID: WG3081836-2, Description: M23 LCS, Vial: Tray1:10

13C-2378-TCDD ES

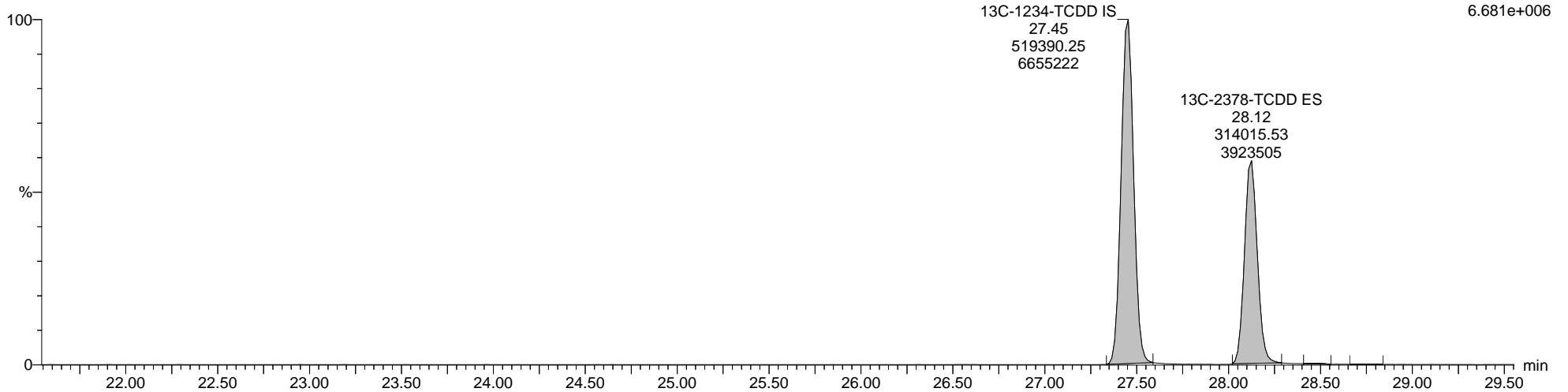
7-190726A12 Smooth(SG,1x1)
M23 LCS WG3081836-2

F1:Voltage SIR,EI+
331.9368
5.200e+006



7-190726A12 Smooth(SG,1x1)
M23 LCS WG3081836-2

F1:Voltage SIR,EI+
333.9339
6.681e+006



Quantify Sample Report MassLynx MassLynx V4.1 SCN 901

Dataset: C:\MassLynx\Dioxin.PRO\Result Files\7-190726A2-Q2-0729TP.qld

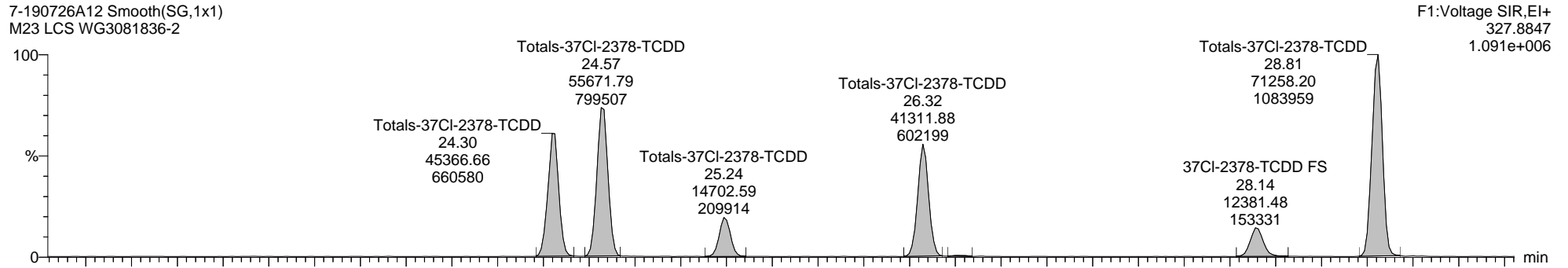
Last Altered: Monday, July 29, 2019 13:40:20 Eastern Daylight Time

Printed: Friday, September 06, 2019 17:11:38 Eastern Daylight Time

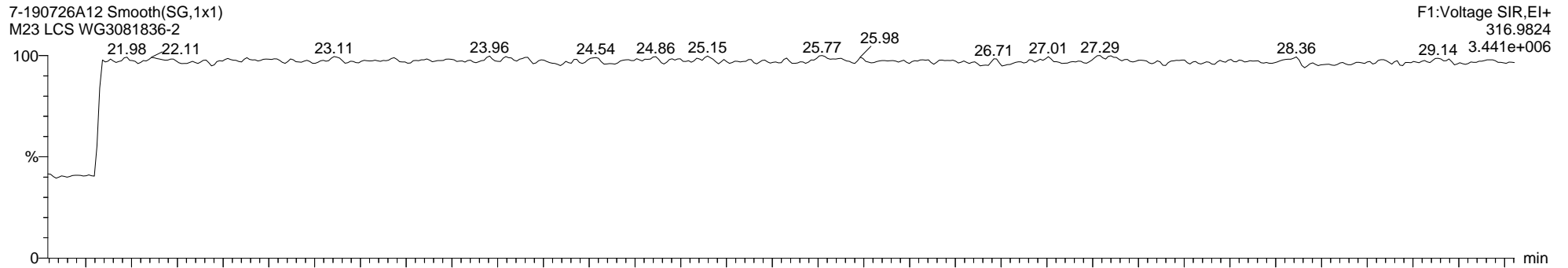
Name: 7-190726A12, Date: 26-Jul-2019, Time: 21:17:30, ID: WG3081836-2, Description: M23 LCS, Vial: Tray1:10

Totals-37Cl-2378-TCDD

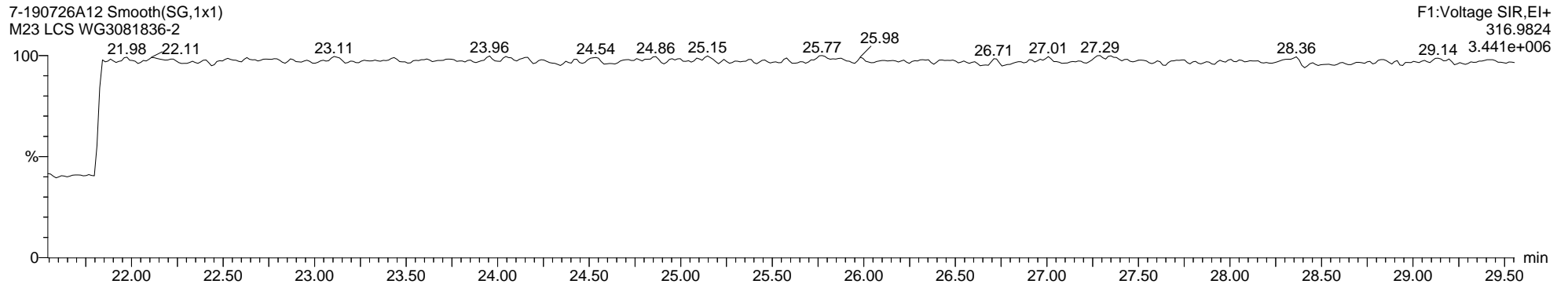
7-190726A12 Smooth(SG,1x1)
M23 LCS WG3081836-2



7-190726A12 Smooth(SG,1x1)
M23 LCS WG3081836-2



7-190726A12 Smooth(SG,1x1)
M23 LCS WG3081836-2



Quantify Sample Report MassLynx MassLynx V4.1 SCN 901

Dataset: C:\MassLynx\Dioxin.PRO\Result Files\7-190726A2-Q2-0729TP.qld


Last Altered: Monday, July 29, 2019 13:40:20 Eastern Daylight Time
Printed: Friday, September 06, 2019 17:11:38 Eastern Daylight Time

Name: 7-190726A12, Date: 26-Jul-2019, Time: 21:17:30, ID: WG3081836-2, Description: M23 LCS, Vial: Tray1:10

Total-Pentadioxins

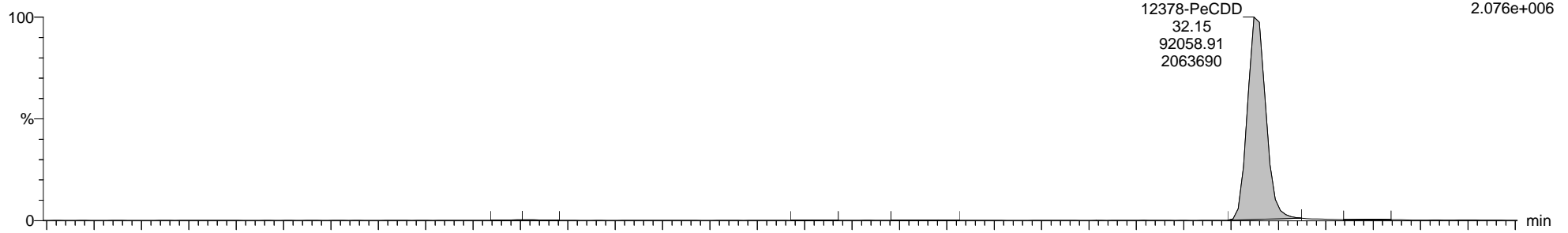
7-190726A12 Smooth(SG,1x1)
M23 LCS WG3081836-2

F2:Voltage SIR,EI+
355.8546
3.479e+006



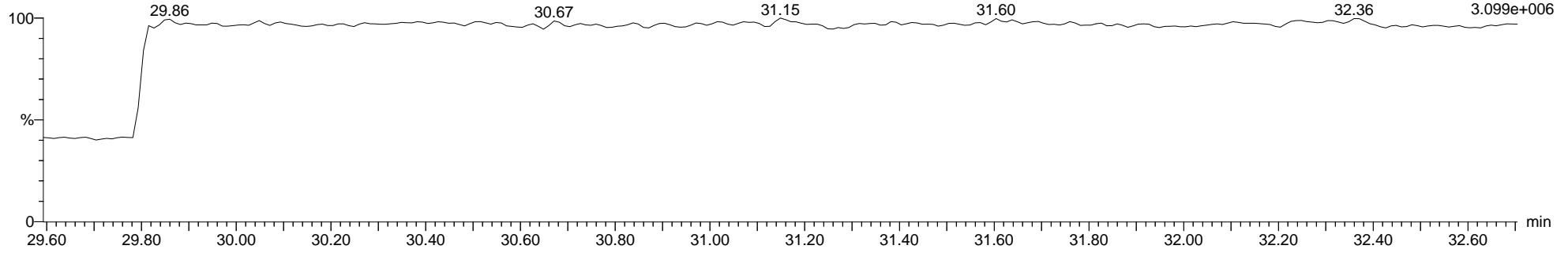
7-190726A12 Smooth(SG,1x1)
M23 LCS WG3081836-2

F2:Voltage SIR,EI+
353.8576
2.076e+006



7-190726A12 Smooth(SG,1x1)
M23 LCS WG3081836-2

F2:Voltage SIR,EI+
366.9792
3.099e+006



Quantify Sample Report MassLynx MassLynx V4.1 SCN 901

Dataset: C:\MassLynx\Dioxin.PRO\Result Files\7-190726A2-Q2-0729TP.qld

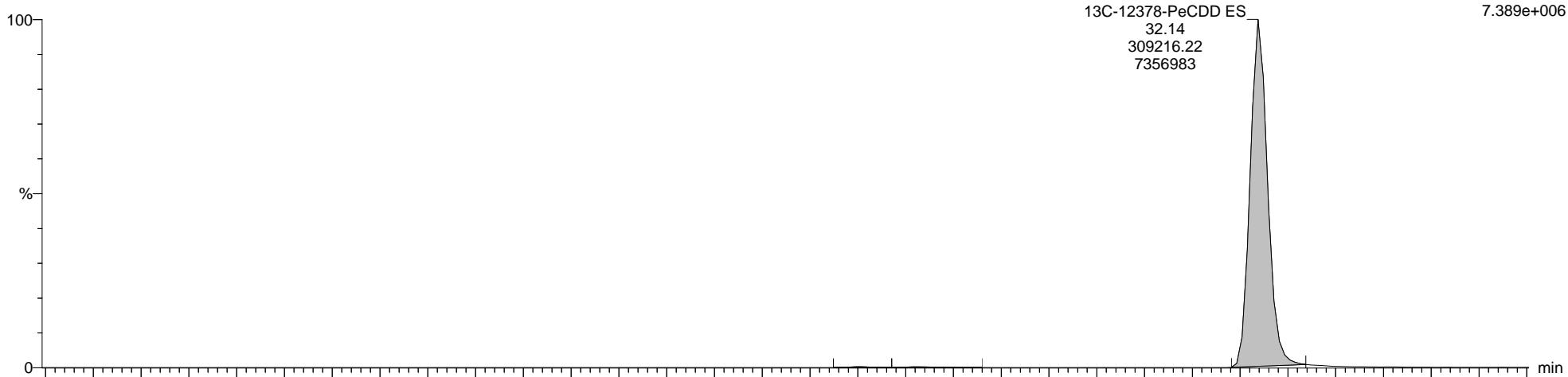
Last Altered: Monday, July 29, 2019 13:40:20 Eastern Daylight Time
Printed: Friday, September 06, 2019 17:11:38 Eastern Daylight Time

Name: 7-190726A12, Date: 26-Jul-2019, Time: 21:17:30, ID: WG3081836-2, Description: M23 LCS, Vial: Tray1:10

13C-12378-PeCDD ES

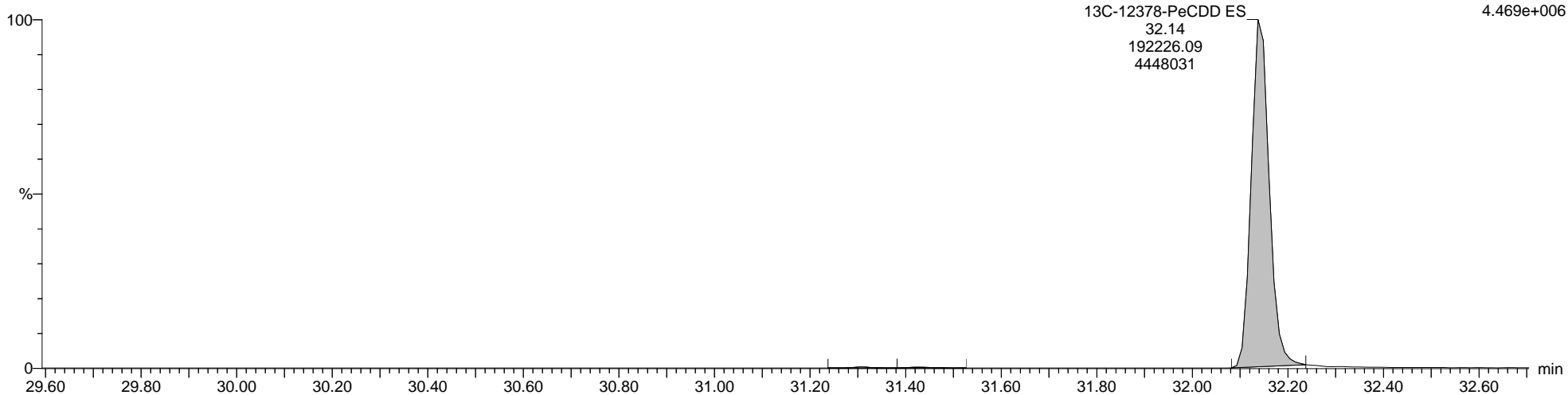
7-190726A12 Smooth(SG,1x1)
M23 LCS WG3081836-2

F2:Voltage SIR,EI+
367.8949
7.389e+006



7-190726A12 Smooth(SG,1x1)
M23 LCS WG3081836-2

F2:Voltage SIR,EI+
365.8978
4.469e+006



Quantify Sample Report MassLynx MassLynx V4.1 SCN 901

Dataset: C:\MassLynx\Dioxin.PRO\Result Files\7-190726A2-Q2-0729TP.qld


Last Altered: Monday, July 29, 2019 13:40:20 Eastern Daylight Time
Printed: Friday, September 06, 2019 17:11:38 Eastern Daylight Time

Name: 7-190726A12, Date: 26-Jul-2019, Time: 21:17:30, ID: WG3081836-2, Description: M23 LCS, Vial: Tray1:10

Total-Hexadioxins


7-190726A12 Smooth(SG,1x1)
M23 LCS WG3081836-2

F3:Voltage SIR,EI+
389.8157
3.877e+006



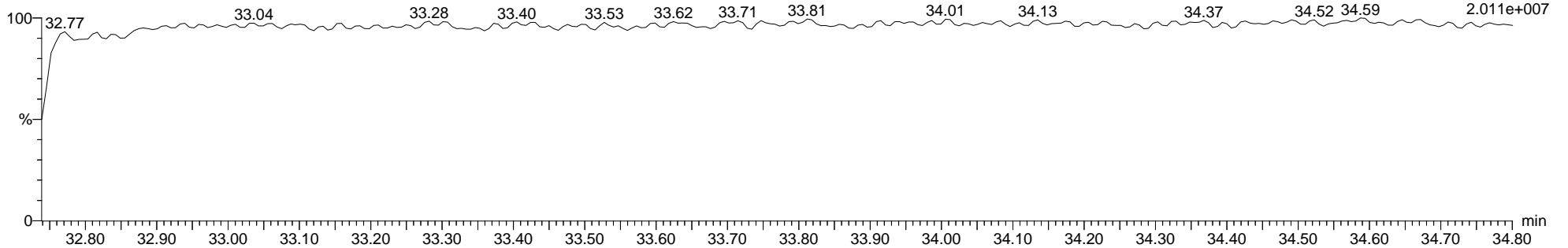
7-190726A12 Smooth(SG,1x1)
M23 LCS WG3081836-2

F3:Voltage SIR,EI+
391.8127
3.118e+006



7-190726A12 Smooth(SG,1x1)
M23 LCS WG3081836-2

F3:Voltage SIR,EI+
380.9760
2.011e+007



Dataset: C:\MassLynx\Dioxin.PRO\Result Files\7-190726A2-Q2-0729TP.qld

Last Altered: Monday, July 29, 2019 13:40:20 Eastern Daylight Time


Printed: Friday, September 06, 2019 17:11:38 Eastern Daylight Time

Name: 7-190726A12, Date: 26-Jul-2019, Time: 21:17:30, ID: WG3081836-2, Description: M23 LCS, Vial: Tray1:10

13C-123678-HxCDD ES

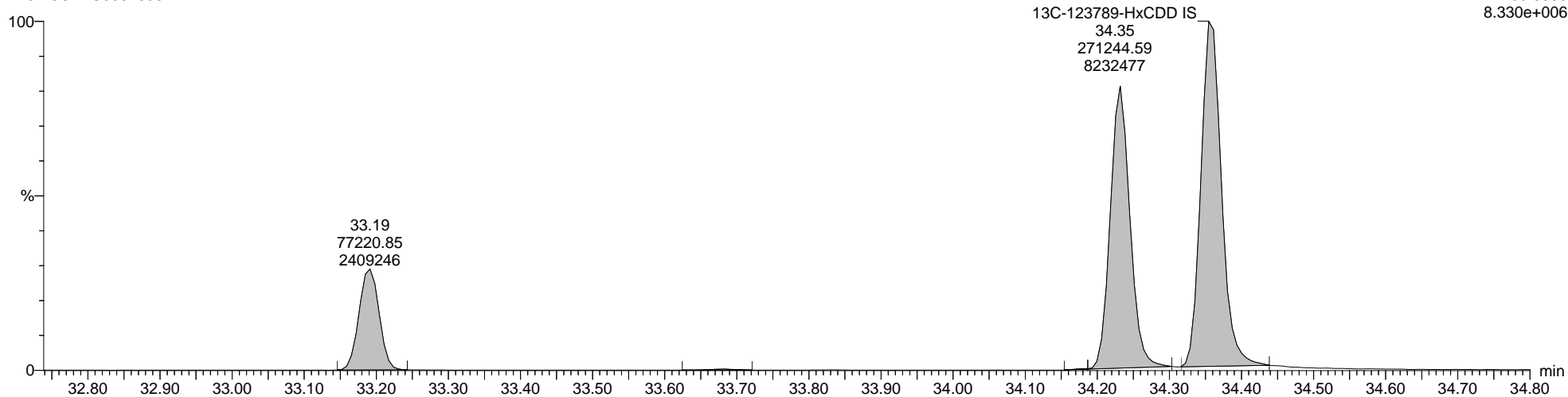
7-190726A12 Smooth(SG,1x1)
M23 LCS WG3081836-2

F3:Voltage SIR,EI+
401.8559
1.026e+007



7-190726A12 Smooth(SG,1x1)
M23 LCS WG3081836-2

F3:Voltage SIR,EI+
403.8530
8.330e+006



Quantify Sample Report MassLynx MassLynx V4.1 SCN 901

Dataset: C:\MassLynx\Dioxin.PRO\Result Files\7-190726A2-Q2-0729TP.qld

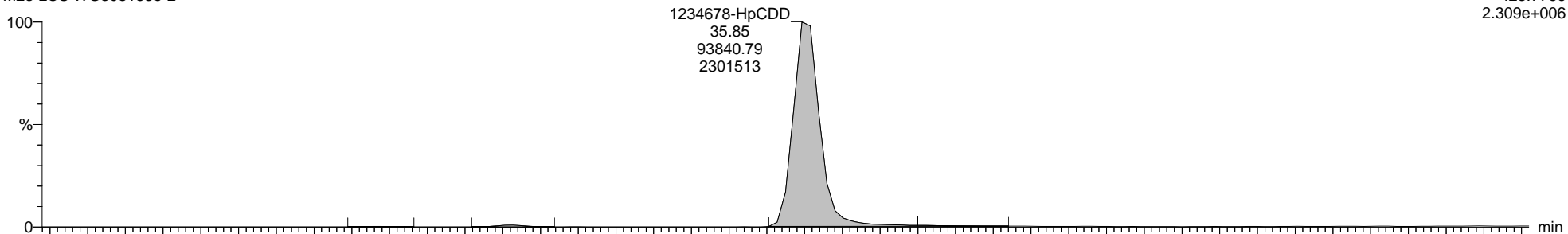
Last Altered: Monday, July 29, 2019 13:40:20 Eastern Daylight Time
Printed: Friday, September 06, 2019 17:11:38 Eastern Daylight Time

Name: 7-190726A12, Date: 26-Jul-2019, Time: 21:17:30, ID: WG3081836-2, Description: M23 LCS, Vial: Tray1:10

Total-Heptadioxins

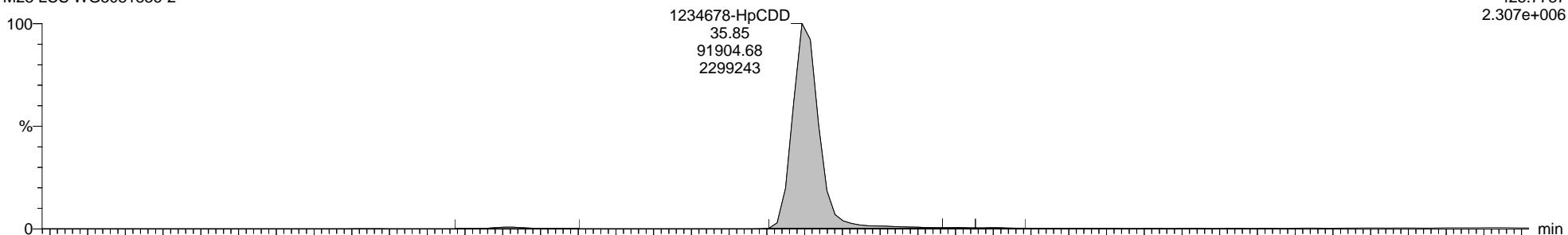
7-190726A12 Smooth(SG,1x1)
M23 LCS WG3081836-2

F4:Voltage SIR,EI+
423.7766
2.309e+006



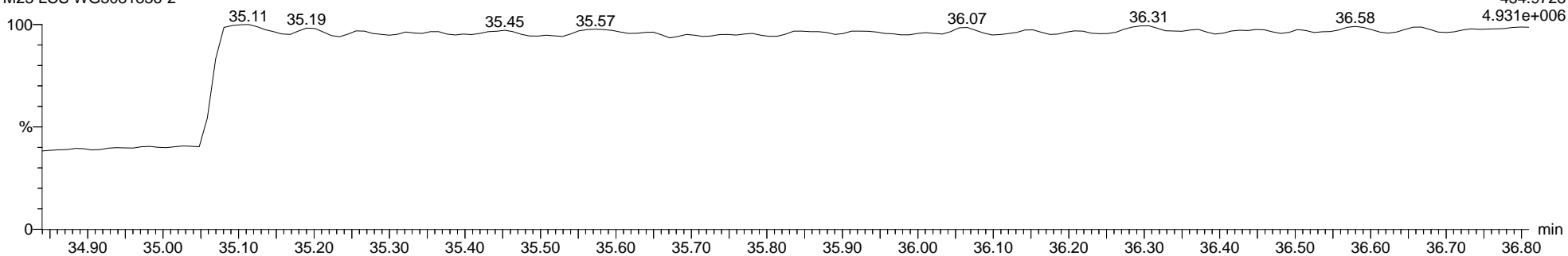
7-190726A12 Smooth(SG,1x1)
M23 LCS WG3081836-2

F4:Voltage SIR,EI+
425.7737
2.307e+006



7-190726A12 Smooth(SG,1x1)
M23 LCS WG3081836-2

F4:Voltage SIR,EI+
454.9728
4.931e+006



Quantify Sample Report MassLynx MassLynx V4.1 SCN 901

Dataset: C:\MassLynx\Dioxin.PRO\Result Files\7-190726A2-Q2-0729TP.qld

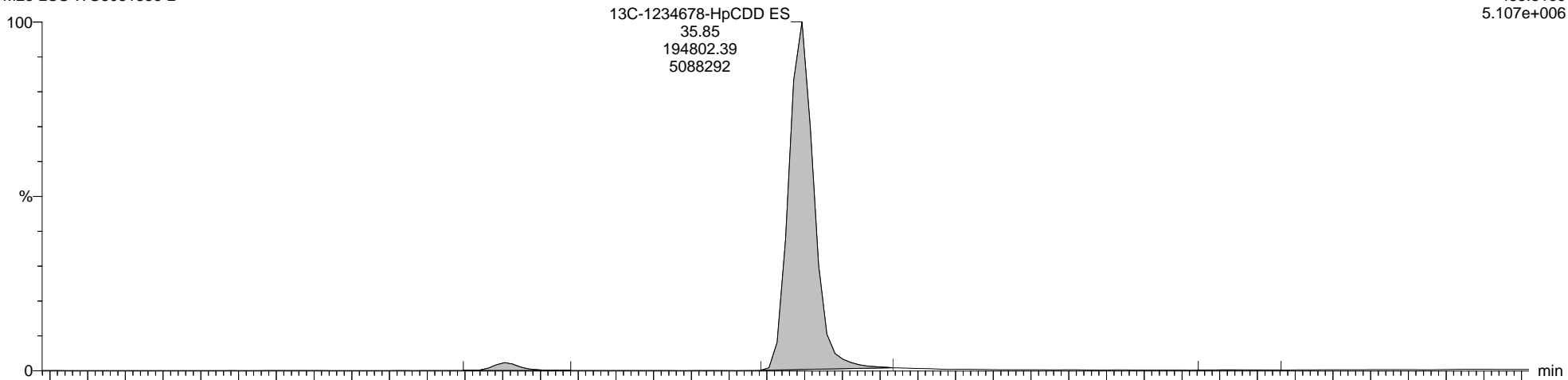
Last Altered: Monday, July 29, 2019 13:40:20 Eastern Daylight Time
Printed: Friday, September 06, 2019 17:11:38 Eastern Daylight Time

Name: 7-190726A12, Date: 26-Jul-2019, Time: 21:17:30, ID: WG3081836-2, Description: M23 LCS, Vial: Tray1:10

13C-1234678-HpCDD ES

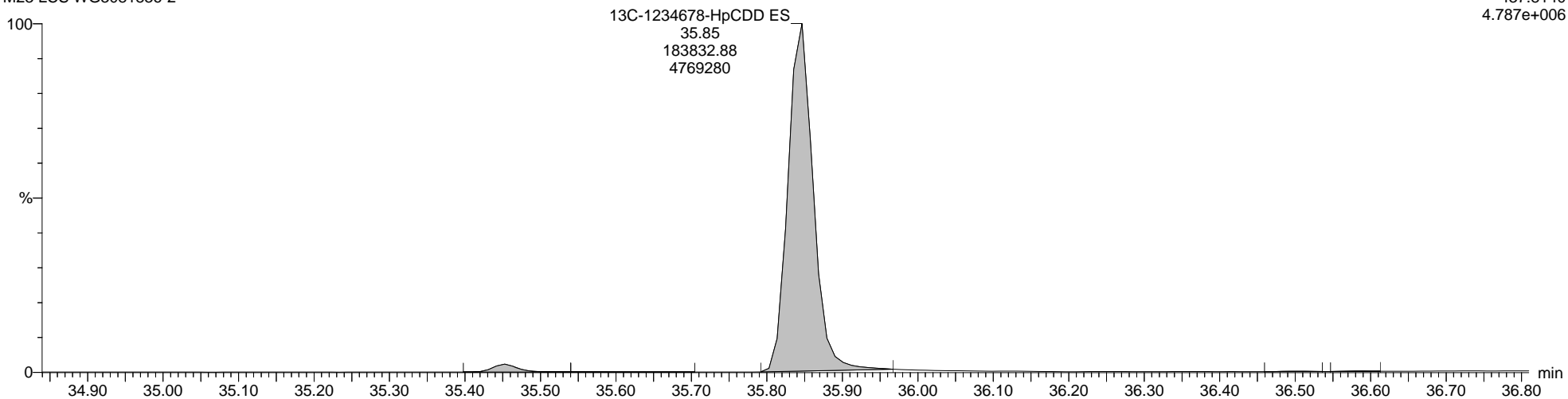
7-190726A12 Smooth(SG,1x1)
M23 LCS WG3081836-2

F4:Voltage SIR,EI+
435.8169
5.107e+006



7-190726A12 Smooth(SG,1x1)
M23 LCS WG3081836-2

F4:Voltage SIR,EI+
437.8140
4.787e+006



Quantify Sample Report MassLynx MassLynx V4.1 SCN 901

Dataset: C:\MassLynx\Dioxin.PRO\Result Files\7-190726A2-Q2-0729TP.qld


Last Altered: Monday, July 29, 2019 13:40:20 Eastern Daylight Time
Printed: Friday, September 06, 2019 17:11:38 Eastern Daylight Time

Name: 7-190726A12, Date: 26-Jul-2019, Time: 21:17:30, ID: WG3081836-2, Description: M23 LCS, Vial: Tray1:10

Total-OCDD

7-190726A12 Smooth(SG,1x1)
M23 LCS WG3081836-2

F5:Voltage SIR,EI+
457.7377
3.588e+006



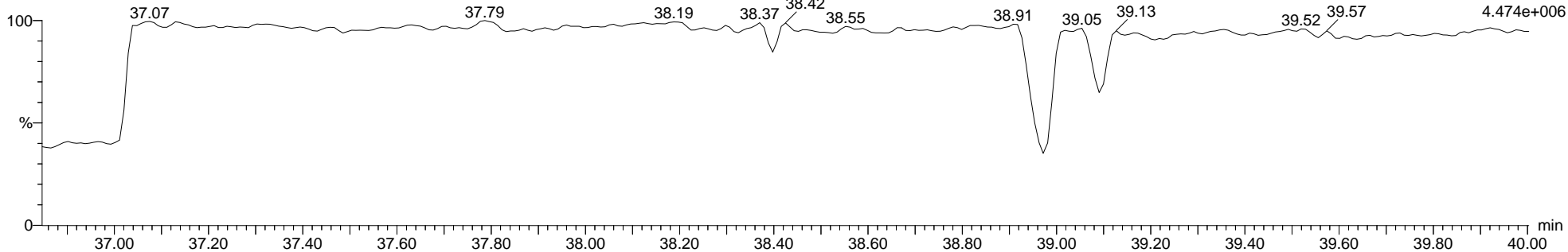
7-190726A12 Smooth(SG,1x1)
M23 LCS WG3081836-2

F5:Voltage SIR,EI+
459.7348
4.033e+006



7-190726A12 Smooth(SG,1x1)
M23 LCS WG3081836-2

F5:Voltage SIR,EI+
454.9728
4.474e+006



Quantify Sample Report MassLynx MassLynx V4.1 SCN 901

Dataset: C:\MassLynx\Dioxin.PRO\Result Files\7-190726A2-Q2-0729TP.qld


Last Altered: Monday, July 29, 2019 13:40:20 Eastern Daylight Time
Printed: Friday, September 06, 2019 17:11:38 Eastern Daylight Time

Name: 7-190726A12, Date: 26-Jul-2019, Time: 21:17:30, ID: WG3081836-2, Description: M23 LCS, Vial: Tray1:10

13C-OCDD ES

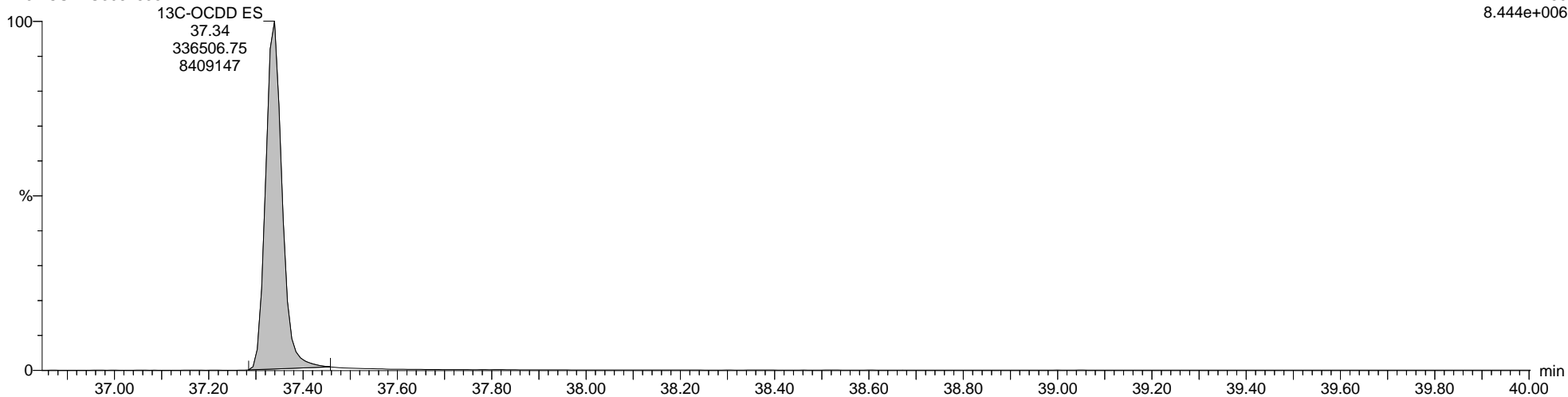
7-190726A12 Smooth(SG,1x1)
M23 LCS WG3081836-2

F5:Voltage SIR,EI+
469.7779
7.643e+006



7-190726A12 Smooth(SG,1x1)
M23 LCS WG3081836-2

F5:Voltage SIR,EI+
471.7750
8.444e+006



Quantify Sample Report MassLynx MassLynx V4.1 SCN 901

Dataset: C:\MassLynx\Dioxin.PRO\Result Files\7-190726A2-Q2-0729TP.qld

Last Altered: Monday, July 29, 2019 13:40:20 Eastern Daylight Time


Printed: Friday, September 06, 2019 17:11:38 Eastern Daylight Time

Name: 7-190726A12, Date: 26-Jul-2019, Time: 21:17:30, ID: WG3081836-2, Description: M23 LCS, Vial: Tray1:10

Total-Tetrafurans

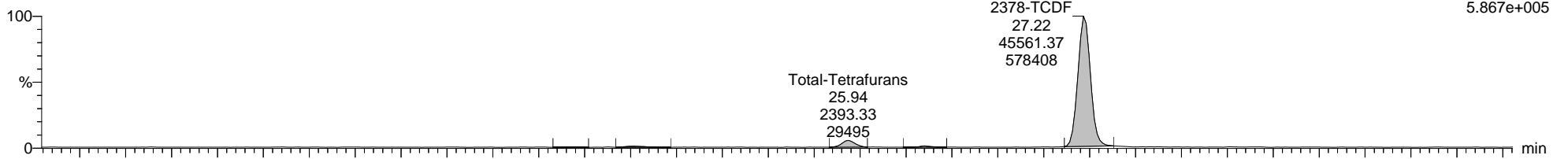
7-190726A12 Smooth(SG,1x1)
M23 LCS WG3081836-2

F1:Voltage SIR,EI+
303.9016
4.330e+005



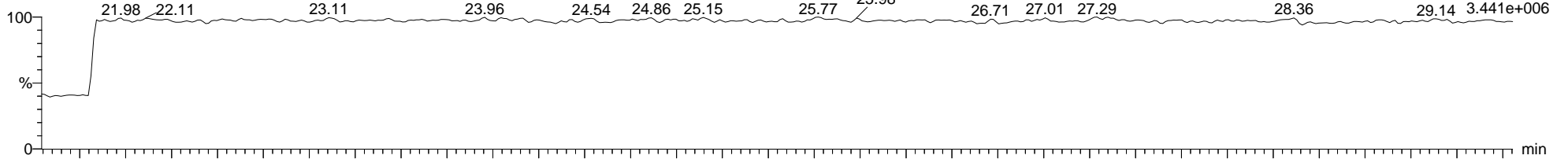
7-190726A12 Smooth(SG,1x1)
M23 LCS WG3081836-2

F1:Voltage SIR,EI+
305.8987
5.867e+005



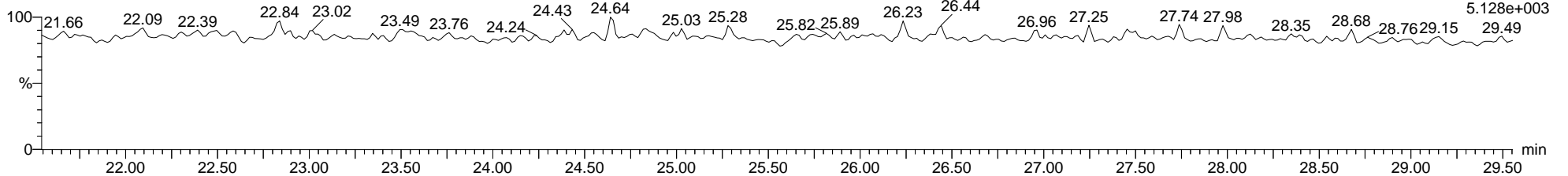
7-190726A12 Smooth(SG,1x1)
M23 LCS WG3081836-2

F1:Voltage SIR,EI+
316.9824
3.441e+006



7-190726A12 Smooth(SG,1x1)
M23 LCS WG3081836-2

F1:Voltage SIR,EI+
375.8364
5.128e+003



Quantify Sample Report MassLynx MassLynx V4.1 SCN 901

Dataset: C:\MassLynx\Dioxin.PRO\Result Files\7-190726A2-Q2-0729TP.qld

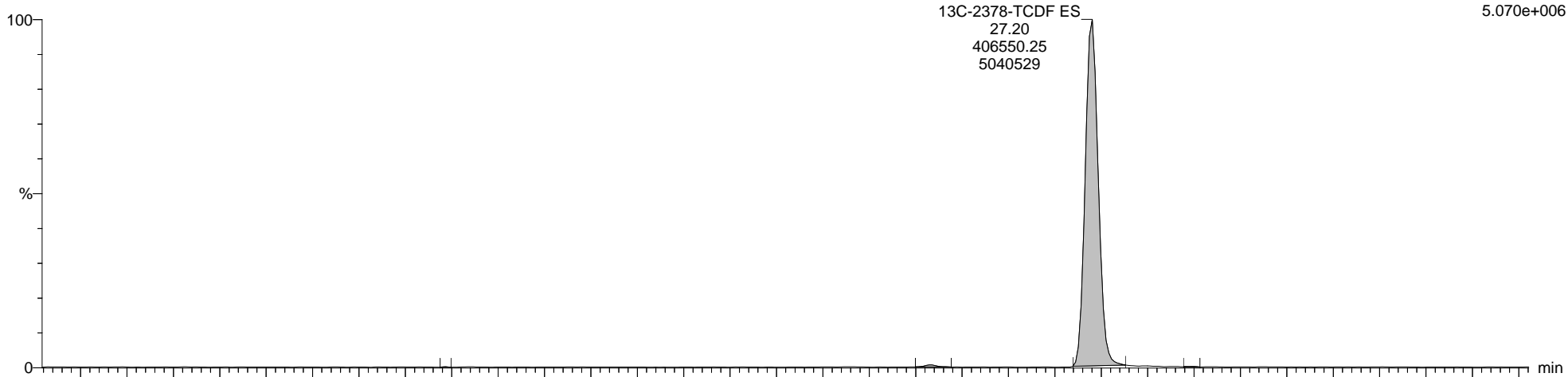
Last Altered: Monday, July 29, 2019 13:40:20 Eastern Daylight Time
Printed: Friday, September 06, 2019 17:11:38 Eastern Daylight Time

Name: 7-190726A12, Date: 26-Jul-2019, Time: 21:17:30, ID: WG3081836-2, Description: M23 LCS, Vial: Tray1:10

13C-2378-TCDF ES

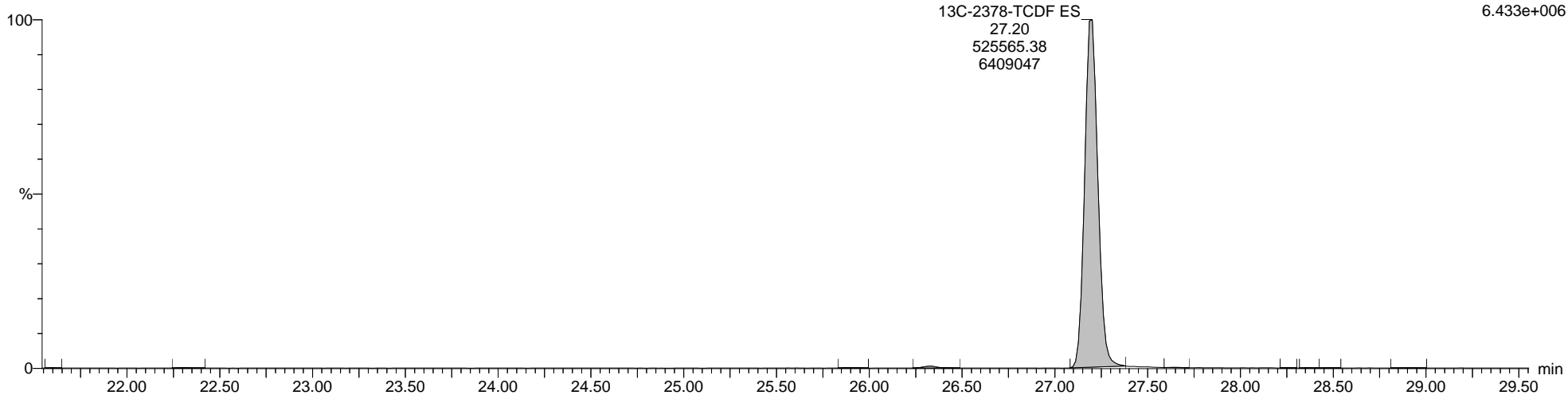
7-190726A12 Smooth(SG,1x1)
M23 LCS WG3081836-2

F1:Voltage SIR,EI+
315.9419
5.070e+006



7-190726A12 Smooth(SG,1x1)
M23 LCS WG3081836-2

F1:Voltage SIR,EI+
317.9389
6.433e+006



Quantify Sample Report MassLynx MassLynx V4.1 SCN 901

Dataset: C:\MassLynx\Dioxin.PRO\Result Files\7-190726A2-Q2-0729TP.qld

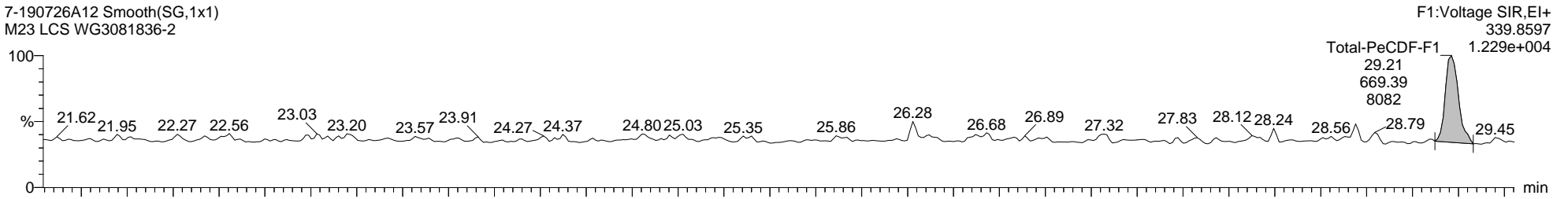
Last Altered: Monday, July 29, 2019 13:40:20 Eastern Daylight Time

Printed: Friday, September 06, 2019 17:11:38 Eastern Daylight Time

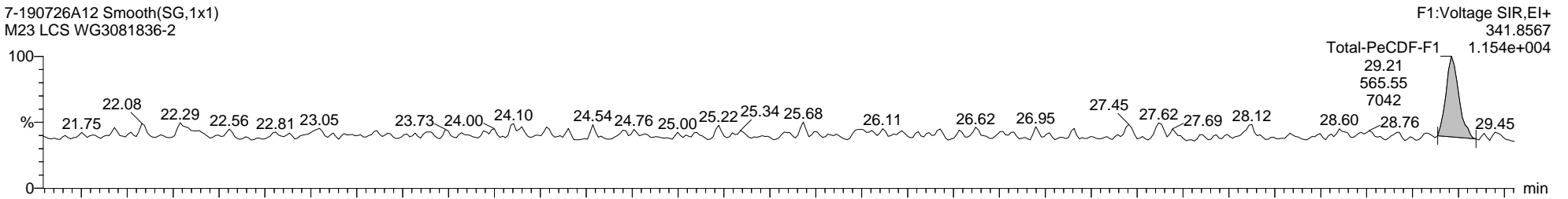
Name: 7-190726A12, Date: 26-Jul-2019, Time: 21:17:30, ID: WG3081836-2, Description: M23 LCS, Vial: Tray1:10

Total-PeCDF-F1

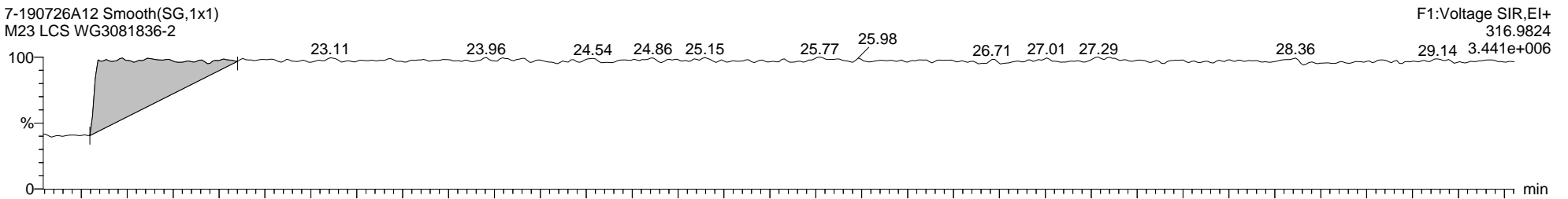
7-190726A12 Smooth(SG,1x1)
M23 LCS WG3081836-2



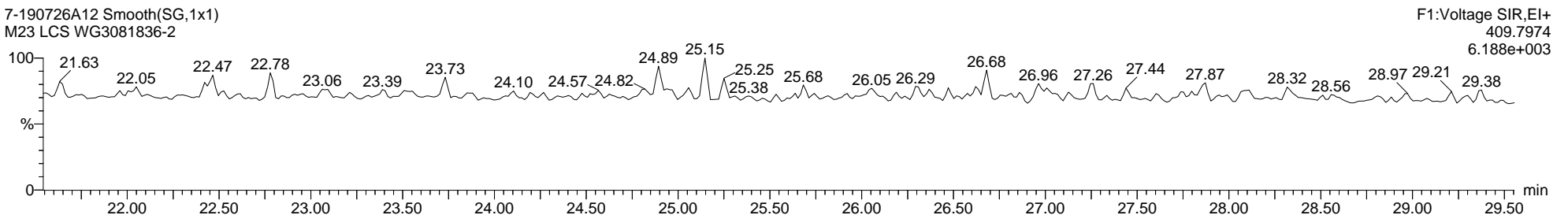
7-190726A12 Smooth(SG,1x1)
M23 LCS WG3081836-2



7-190726A12 Smooth(SG,1x1)
M23 LCS WG3081836-2



7-190726A12 Smooth(SG,1x1)
M23 LCS WG3081836-2



Quantify Sample Report MassLynx MassLynx V4.1 SCN 901

Dataset: C:\MassLynx\Dioxin.PRO\Result Files\7-190726A2-Q2-0729TP.qld

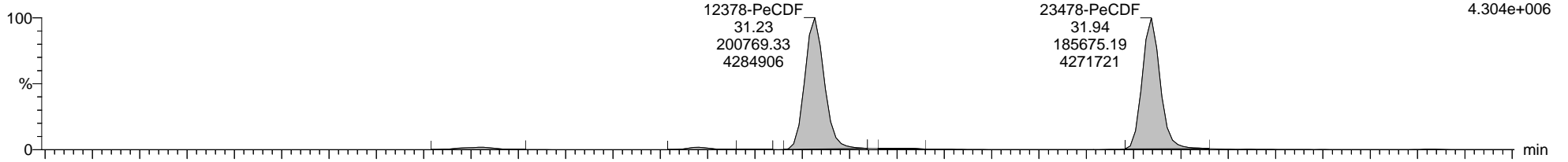
Last Altered: Monday, July 29, 2019 13:40:20 Eastern Daylight Time
Printed: Friday, September 06, 2019 17:11:38 Eastern Daylight Time

Name: 7-190726A12, Date: 26-Jul-2019, Time: 21:17:30, ID: WG3081836-2, Description: M23 LCS, Vial: Tray1:10

Total-Pentafurans

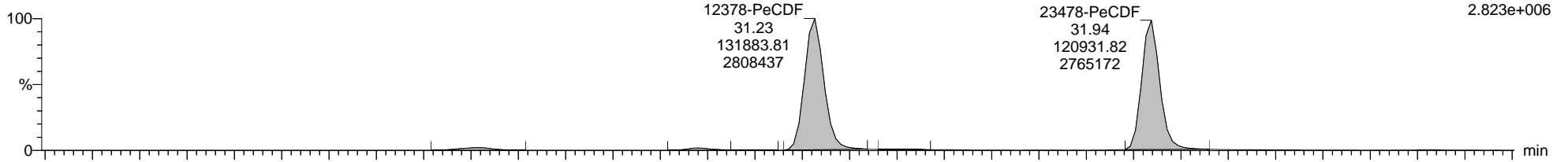
7-190726A12 Smooth(SG,1x1)
M23 LCS WG3081836-2

F2:Voltage SIR,EI+
339.8597
4.304e+006



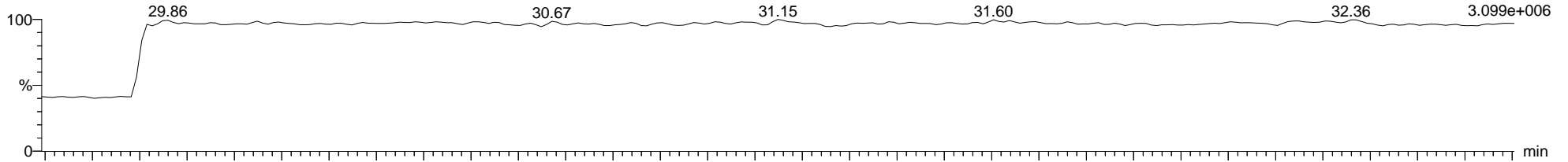
7-190726A12 Smooth(SG,1x1)
M23 LCS WG3081836-2

F2:Voltage SIR,EI+
341.8567
2.823e+006



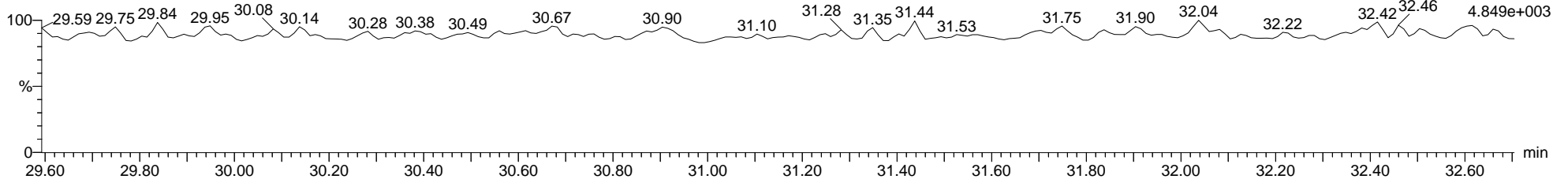
7-190726A12 Smooth(SG,1x1)
M23 LCS WG3081836-2

F2:Voltage SIR,EI+
366.9792
3.099e+006



7-190726A12 Smooth(SG,1x1)
M23 LCS WG3081836-2

F2:Voltage SIR,EI+
409.7974
4.849e+003



Quantify Sample Report MassLynx MassLynx V4.1 SCN 901

Dataset: C:\MassLynx\Dioxin.PRO\Result Files\7-190726A2-Q2-0729TP.qld

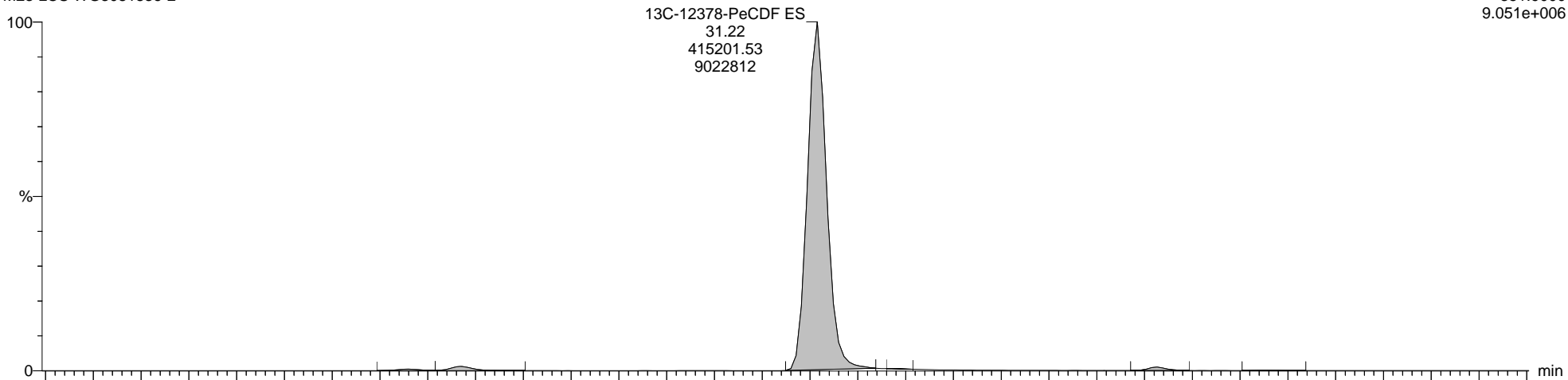
Last Altered: Monday, July 29, 2019 13:40:20 Eastern Daylight Time
Printed: Friday, September 06, 2019 17:11:38 Eastern Daylight Time

Name: 7-190726A12, Date: 26-Jul-2019, Time: 21:17:30, ID: WG3081836-2, Description: M23 LCS, Vial: Tray1:10

13C-12378-PeCDF ES

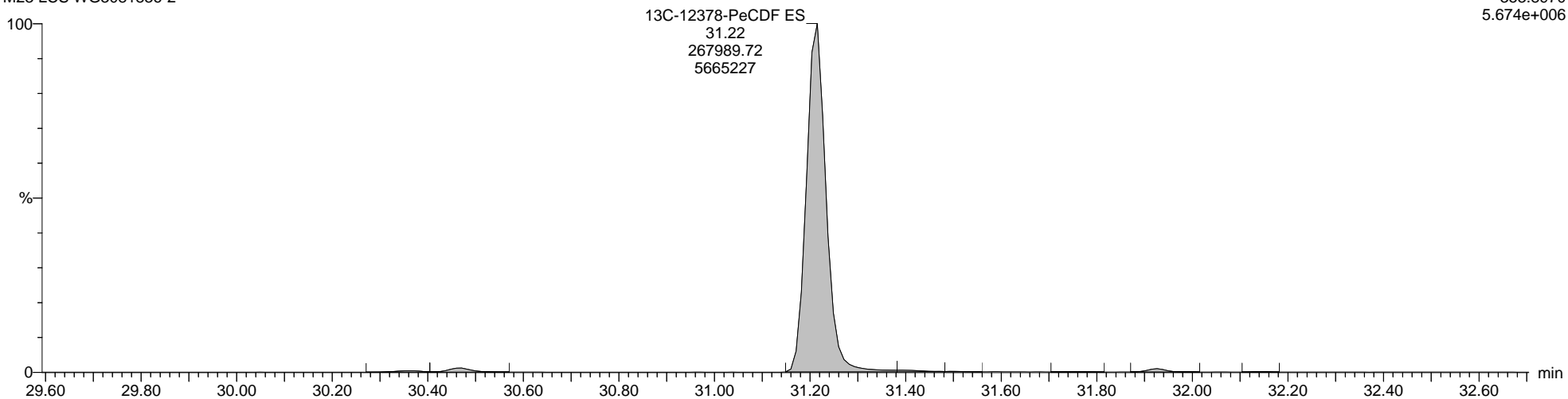
7-190726A12 Smooth(SG,1x1)
M23 LCS WG3081836-2

F2:Voltage SIR,EI+
351.9000
9.051e+006



7-190726A12 Smooth(SG,1x1)
M23 LCS WG3081836-2

F2:Voltage SIR,EI+
353.8970
5.674e+006



Quantify Sample Report MassLynx MassLynx V4.1 SCN 901

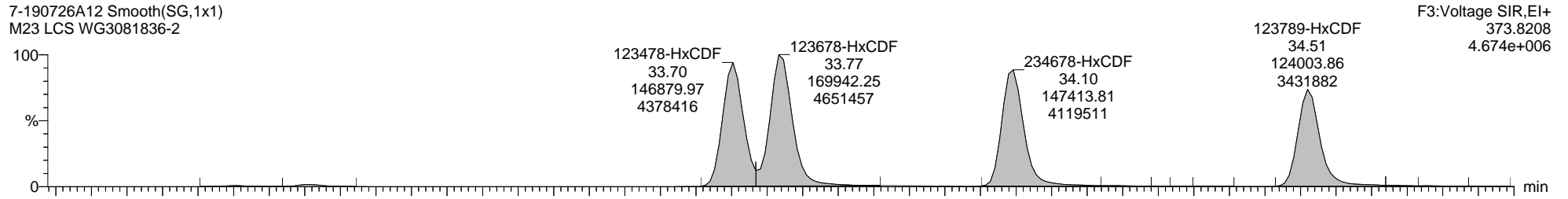
Dataset: C:\MassLynx\Dioxin.PRO\Result Files\7-190726A2-Q2-0729TP.qld

Last Altered: Monday, July 29, 2019 13:40:20 Eastern Daylight Time
Printed: Friday, September 06, 2019 17:11:38 Eastern Daylight Time

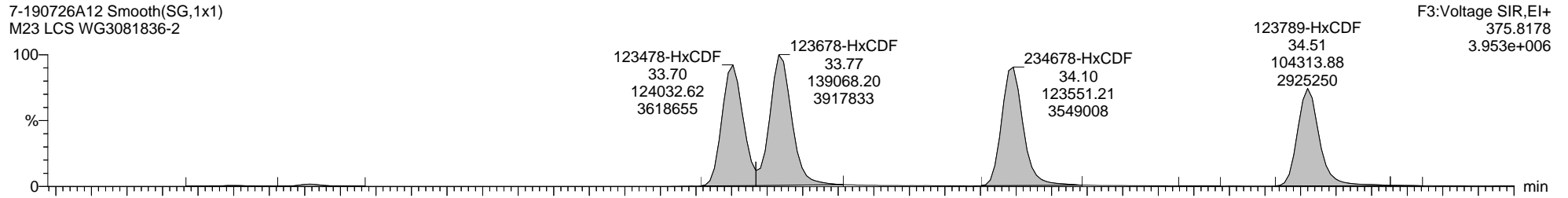
Name: 7-190726A12, Date: 26-Jul-2019, Time: 21:17:30, ID: WG3081836-2, Description: M23 LCS, Vial: Tray1:10

Total-Hexafurans

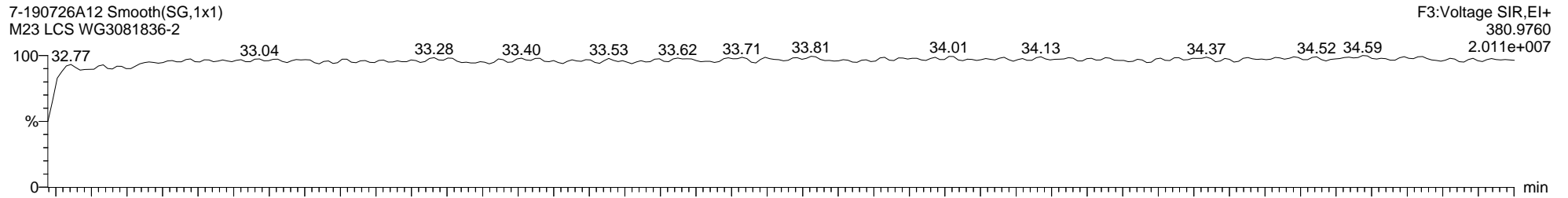
7-190726A12 Smooth(SG,1x1)
M23 LCS WG3081836-2



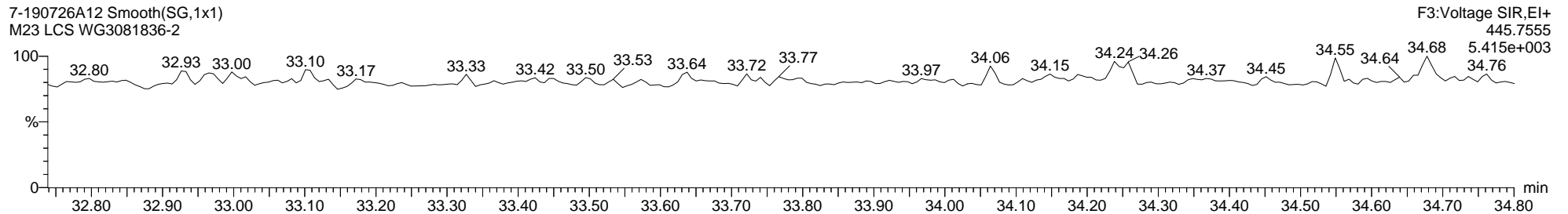
7-190726A12 Smooth(SG,1x1)
M23 LCS WG3081836-2



7-190726A12 Smooth(SG,1x1)
M23 LCS WG3081836-2



7-190726A12 Smooth(SG,1x1)
M23 LCS WG3081836-2



Quantify Sample Report MassLynx MassLynx V4.1 SCN 901

Dataset: C:\MassLynx\Dioxin.PRO\Result Files\7-190726A2-Q2-0729TP.qld

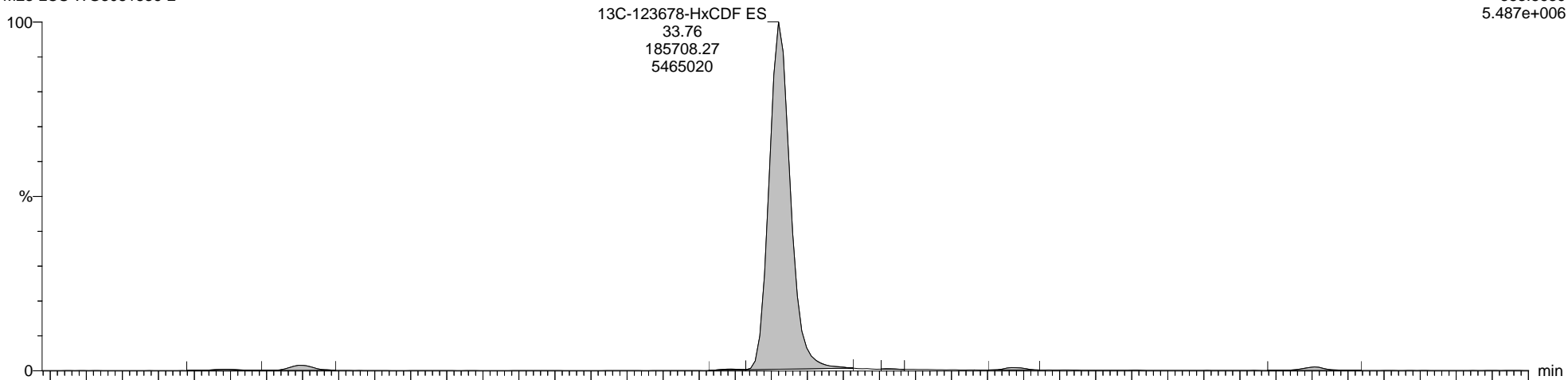
Last Altered: Monday, July 29, 2019 13:40:20 Eastern Daylight Time
Printed: Friday, September 06, 2019 17:11:38 Eastern Daylight Time

Name: 7-190726A12, Date: 26-Jul-2019, Time: 21:17:30, ID: WG3081836-2, Description: M23 LCS, Vial: Tray1:10

13C-123678-HxCDF ES

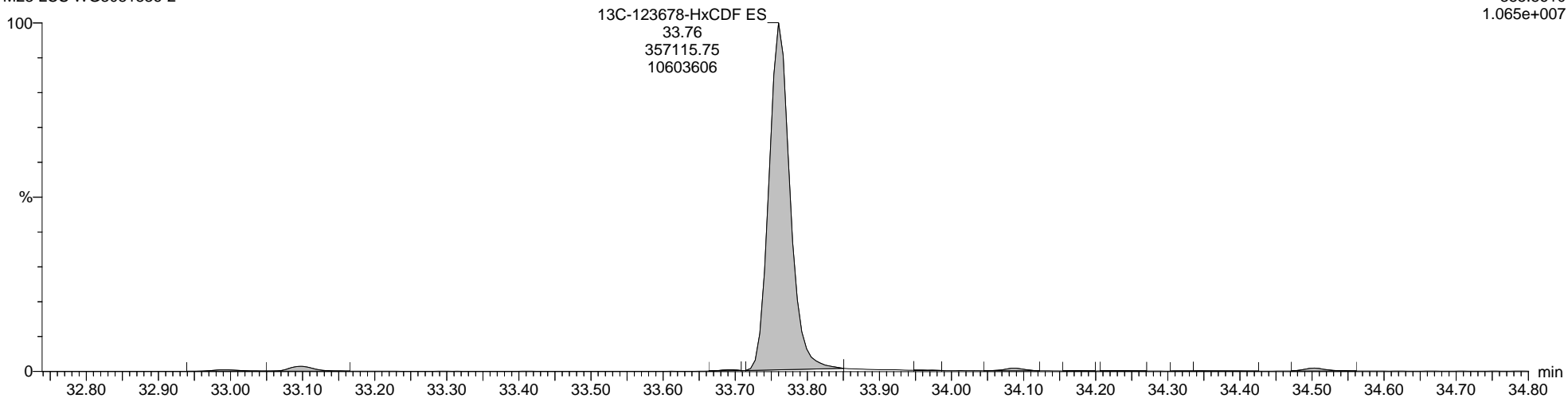
7-190726A12 Smooth(SG,1x1)
M23 LCS WG3081836-2

F3:Voltage SIR,EI+
383.8639
5.487e+006



7-190726A12 Smooth(SG,1x1)
M23 LCS WG3081836-2

F3:Voltage SIR,EI+
385.8610
1.065e+007



Quantify Sample Report MassLynx MassLynx V4.1 SCN 901

Dataset: C:\MassLynx\Dioxin.PRO\Result Files\7-190726A2-Q2-0729TP.qld


Last Altered: Monday, July 29, 2019 13:40:20 Eastern Daylight Time
Printed: Friday, September 06, 2019 17:11:38 Eastern Daylight Time

Name: 7-190726A12, Date: 26-Jul-2019, Time: 21:17:30, ID: WG3081836-2, Description: M23 LCS, Vial: Tray1:10

Total-Heptafurans


7-190726A12 Smooth(SG,1x1)
M23 LCS WG3081836-2

F4:Voltage SIR,EI+
409.7789
3.369e+006



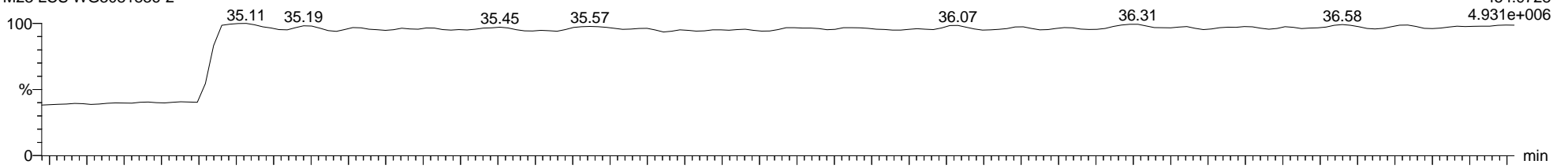
7-190726A12 Smooth(SG,1x1)
M23 LCS WG3081836-2

F4:Voltage SIR,EI+
411.7759
1.871e+006



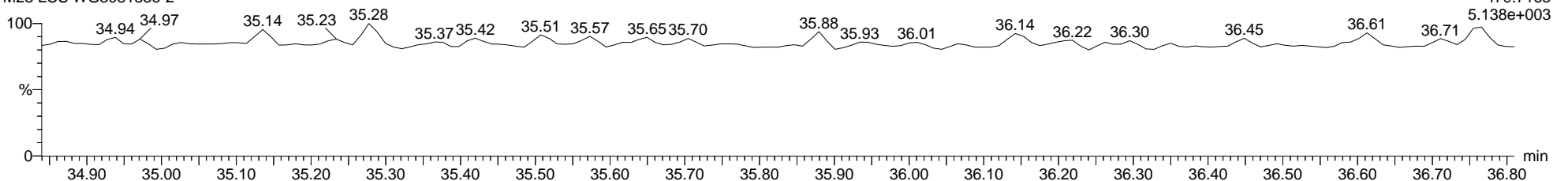
7-190726A12 Smooth(SG,1x1)
M23 LCS WG3081836-2

F4:Voltage SIR,EI+
454.9728
4.931e+006



7-190726A12 Smooth(SG,1x1)
M23 LCS WG3081836-2

F4:Voltage SIR,EI+
479.7165
5.138e+003



Quantify Sample Report MassLynx MassLynx V4.1 SCN 901

Dataset: C:\MassLynx\Dioxin.PRO\Result Files\7-190726A2-Q2-0729TP.qld


Last Altered: Monday, July 29, 2019 13:40:20 Eastern Daylight Time
Printed: Friday, September 06, 2019 17:11:38 Eastern Daylight Time

Name: 7-190726A12, Date: 26-Jul-2019, Time: 21:17:30, ID: WG3081836-2, Description: M23 LCS, Vial: Tray1:10

13C-1234678-HpCDF ES

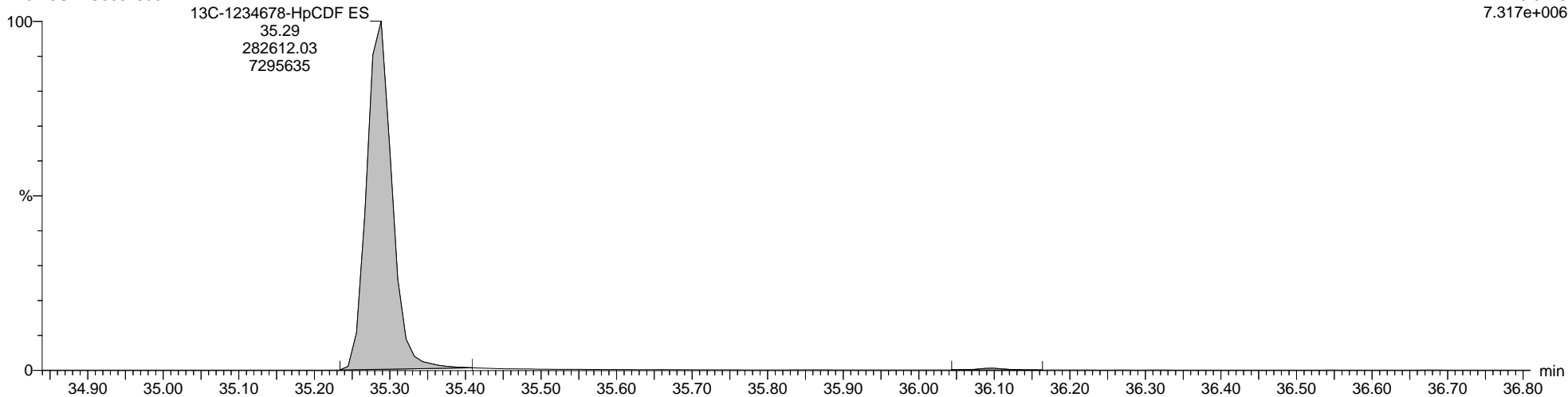
7-190726A12 Smooth(SG,1x1)
M23 LCS WG3081836-2

F4:Voltage SIR,EI+
417.8253
3.346e+006



7-190726A12 Smooth(SG,1x1)
M23 LCS WG3081836-2

F4:Voltage SIR,EI+
419.8220
7.317e+006



Quantify Sample Report MassLynx MassLynx V4.1 SCN 901

Dataset: C:\MassLynx\Dioxin.PRO\Result Files\7-190726A2-Q2-0729TP.qld

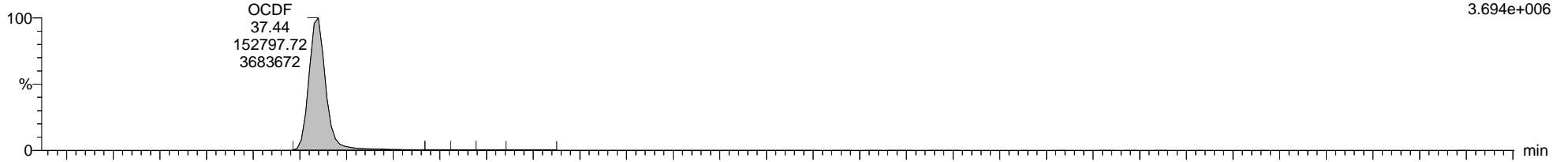
Last Altered: Monday, July 29, 2019 13:40:20 Eastern Daylight Time
Printed: Friday, September 06, 2019 17:11:38 Eastern Daylight Time

Name: 7-190726A12, Date: 26-Jul-2019, Time: 21:17:30, ID: WG3081836-2, Description: M23 LCS, Vial: Tray1:10

Totals-OCDF

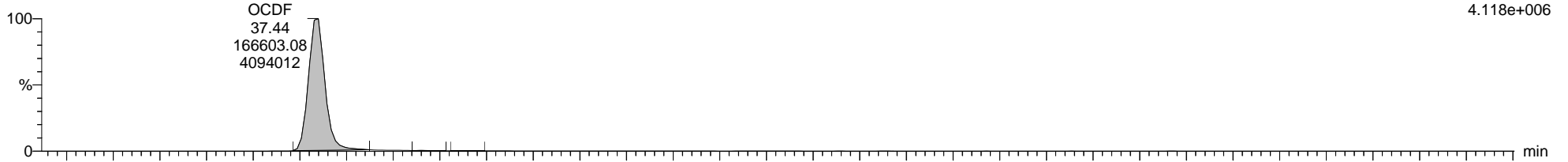
7-190726A12 Smooth(SG,1x1)
M23 LCS WG3081836-2

F5:Voltage SIR,EI+
441.7428
3.694e+006



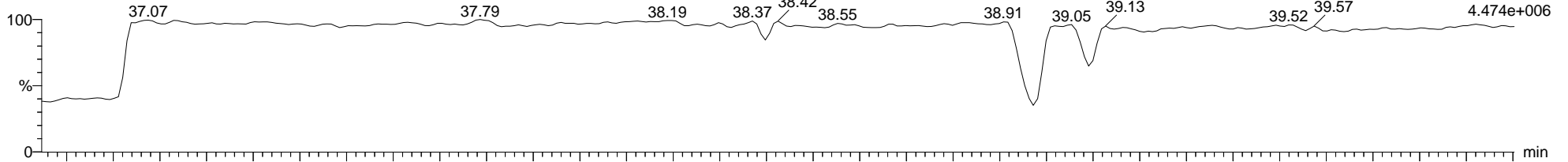
7-190726A12 Smooth(SG,1x1)
M23 LCS WG3081836-2

F5:Voltage SIR,EI+
443.7398
4.118e+006



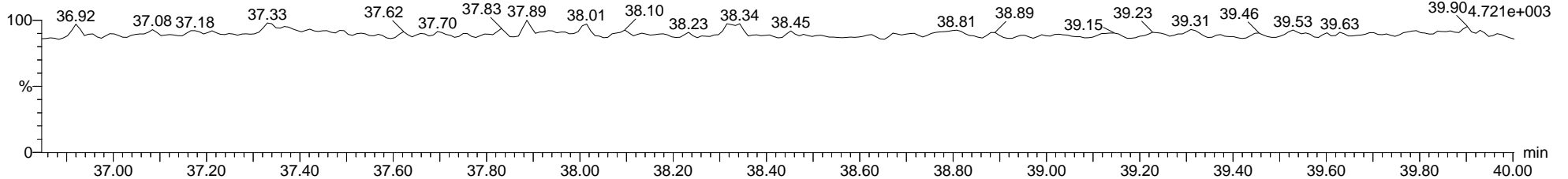
7-190726A12 Smooth(SG,1x1)
M23 LCS WG3081836-2

F5:Voltage SIR,EI+
454.9728
4.474e+006



7-190726A12 Smooth(SG,1x1)
M23 LCS WG3081836-2

F5:Voltage SIR,EI+
513.6775
4.721e+003



Quantify Sample Report MassLynx MassLynx V4.1 SCN 901

Dataset: C:\MassLynx\Dioxin.PRO\Result Files\7-190726A2-Q2-0729TP.qld

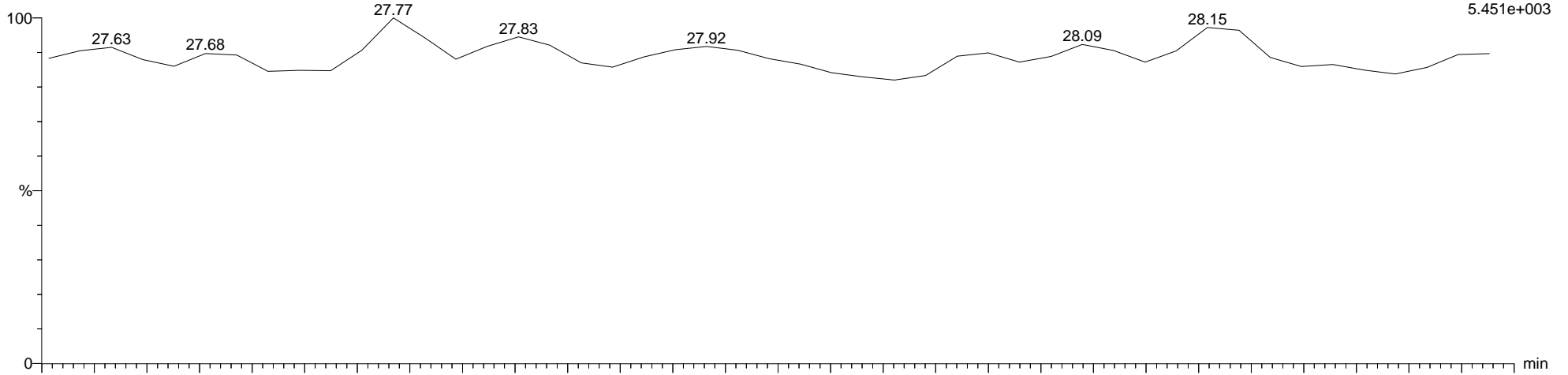
Last Altered: Monday, July 29, 2019 13:40:20 Eastern Daylight Time
Printed: Friday, September 06, 2019 17:11:38 Eastern Daylight Time

Name: 7-190726A15, Date: 26-Jul-2019, Time: 23:23:20, ID: WG3081836-1, Description: M23 MB, Vial: Tray1:11

2378-TCDD

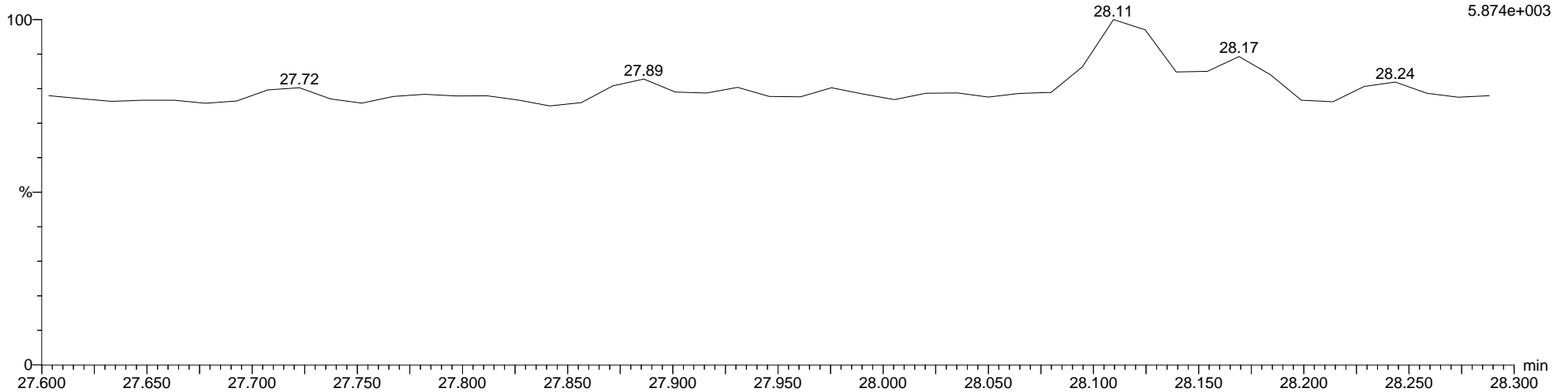
7-190726A15 Smooth(SG,1x1)
M23 MB WG3081836-1

F1:Voltage SIR,EI+
319.8965
5.451e+003



7-190726A15 Smooth(SG,1x1)
M23 MB WG3081836-1

F1:Voltage SIR,EI+
321.8936
5.874e+003



Quantify Sample Report MassLynx MassLynx V4.1 SCN 901

Dataset: C:\MassLynx\Dioxin.PRO\Result Files\7-190726A2-Q2-0729TP.qld

Last Altered: Monday, July 29, 2019 13:40:20 Eastern Daylight Time

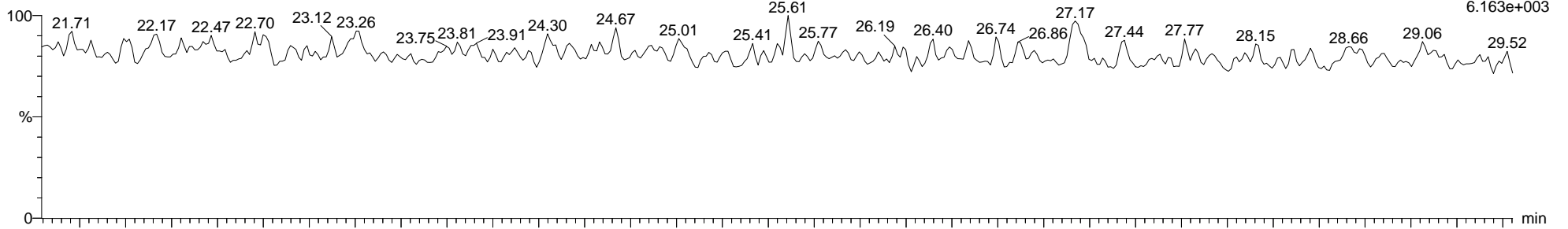
Printed: Friday, September 06, 2019 17:11:38 Eastern Daylight Time

Name: 7-190726A15, Date: 26-Jul-2019, Time: 23:23:20, ID: WG3081836-1, Description: M23 MB, Vial: Tray1:11

Total-Tetradoxins

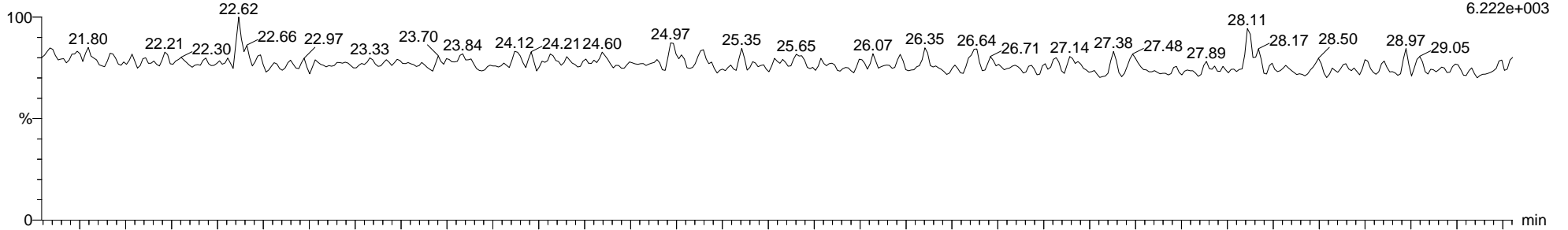
7-190726A15 Smooth(SG,1x1)
M23 MB WG3081836-1

F1:Voltage SIR,EI+
319.8965
6.163e+003



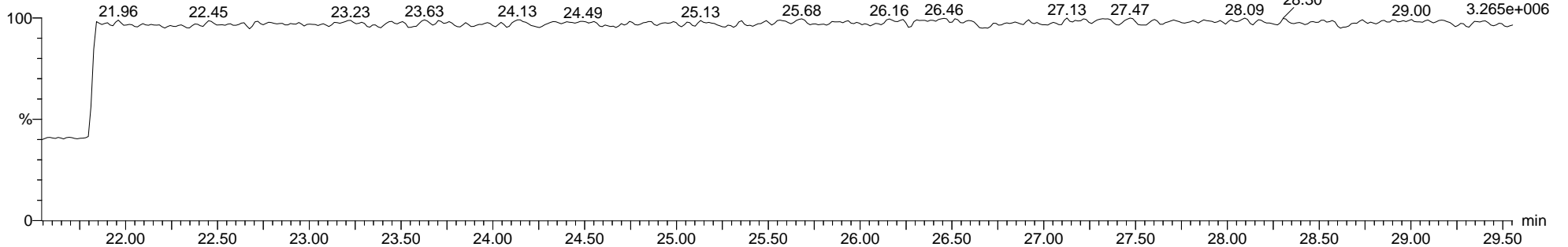
7-190726A15 Smooth(SG,1x1)
M23 MB WG3081836-1

F1:Voltage SIR,EI+
321.8936
6.222e+003



7-190726A15 Smooth(SG,1x1)
M23 MB WG3081836-1

F1:Voltage SIR,EI+
316.9824
3.265e+006



Dataset: C:\MassLynx\Dioxin.PRO\Result Files\7-190726A2-Q2-0729TP.qld


Last Altered: Monday, July 29, 2019 13:40:20 Eastern Daylight Time
Printed: Friday, September 06, 2019 17:11:38 Eastern Daylight Time

Name: 7-190726A15, Date: 26-Jul-2019, Time: 23:23:20, ID: WG3081836-1, Description: M23 MB, Vial: Tray1:11

13C-2378-TCDD ES

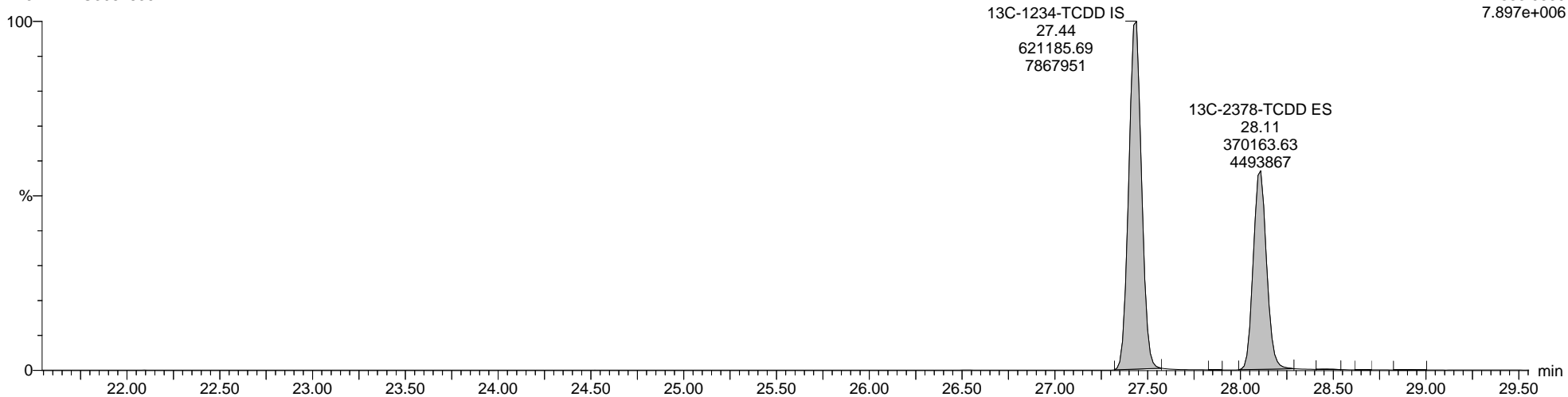
7-190726A15 Smooth(SG,1x1)
M23 MB WG3081836-1

F1:Voltage SIR,EI+
331.9368
6.323e+006



7-190726A15 Smooth(SG,1x1)
M23 MB WG3081836-1

F1:Voltage SIR,EI+
333.9339
7.897e+006



Quantify Sample Report MassLynx MassLynx V4.1 SCN 901


Dataset: C:\MassLynx\Dioxin.PRO\Result Files\7-190726A2-Q2-0729TP.qld

Last Altered: Monday, July 29, 2019 13:40:20 Eastern Daylight Time
Printed: Friday, September 06, 2019 17:11:38 Eastern Daylight Time

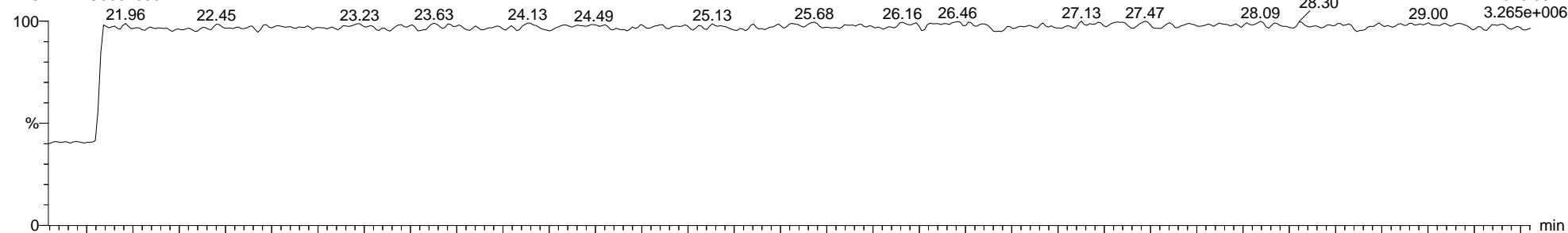
Name: 7-190726A15, Date: 26-Jul-2019, Time: 23:23:20, ID: WG3081836-1, Description: M23 MB, Vial: Tray1:11

Totals-37Cl-2378-TCDD

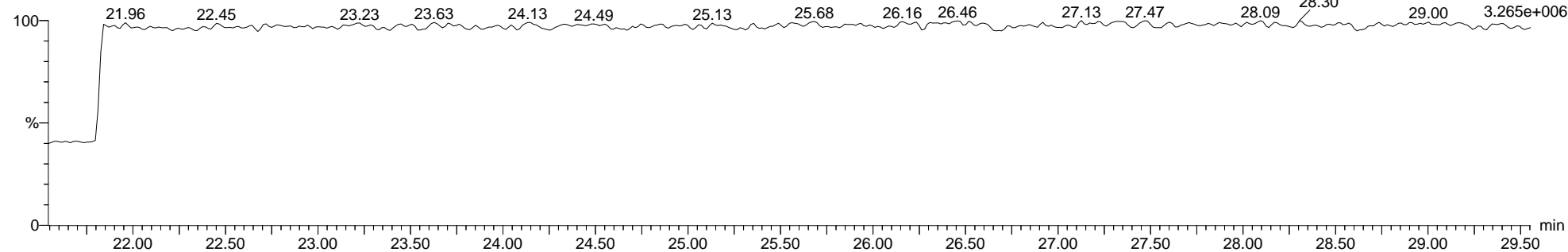
7-190726A15 Smooth(SG,1x1)
M23 MB WG3081836-1



7-190726A15 Smooth(SG,1x1)
M23 MB WG3081836-1



7-190726A15 Smooth(SG,1x1)
M23 MB WG3081836-1



Quantify Sample Report MassLynx MassLynx V4.1 SCN 901

Dataset: C:\MassLynx\Dioxin.PRO\Result Files\7-190726A2-Q2-0729TP.qld

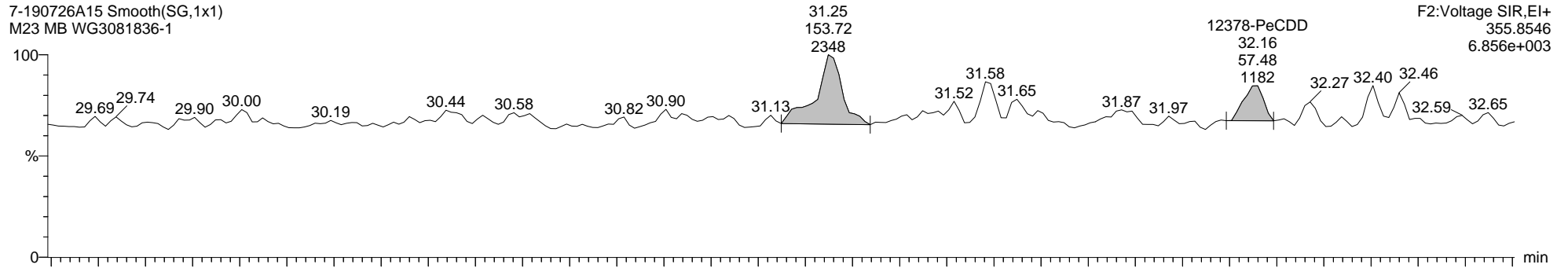
Last Altered: Monday, July 29, 2019 13:40:20 Eastern Daylight Time

Printed: Friday, September 06, 2019 17:11:38 Eastern Daylight Time

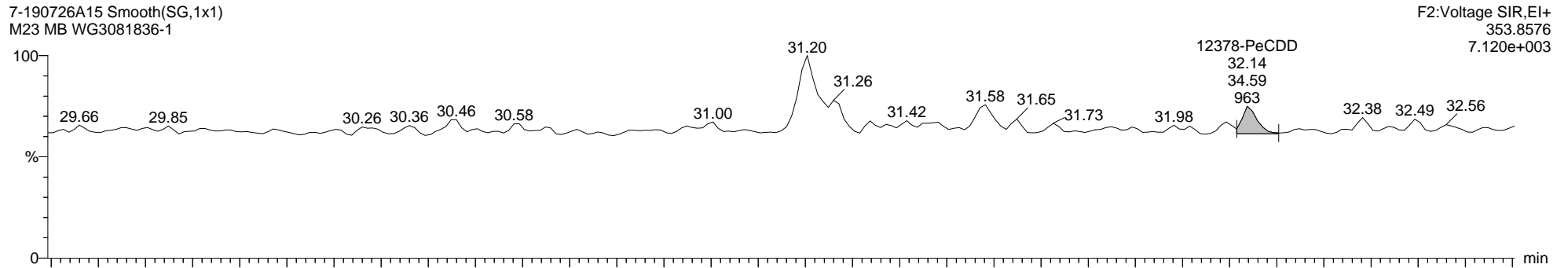
Name: 7-190726A15, Date: 26-Jul-2019, Time: 23:23:20, ID: WG3081836-1, Description: M23 MB, Vial: Tray1:11

Total-Pentadioxins

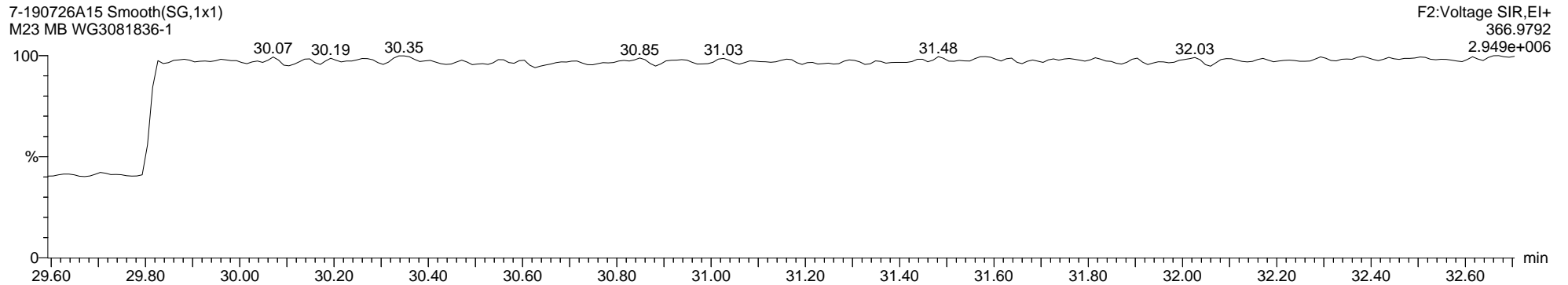
7-190726A15 Smooth(SG,1x1)
M23 MB WG3081836-1



7-190726A15 Smooth(SG,1x1)
M23 MB WG3081836-1



7-190726A15 Smooth(SG,1x1)
M23 MB WG3081836-1



Quantify Sample Report

MassLynx MassLynx V4.1 SCN 901

Dataset: C:\MassLynx\Dioxin.PRO\Result Files\7-190726A2-Q2-0729TP.qld

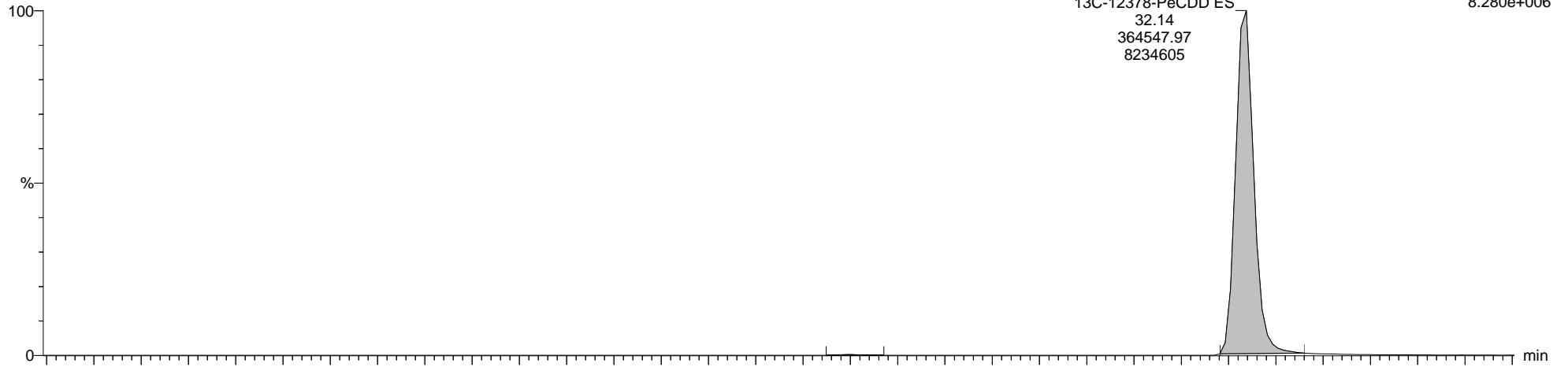
Last Altered: Monday, July 29, 2019 13:40:20 Eastern Daylight Time

Printed: Friday, September 06, 2019 17:11:38 Eastern Daylight Time

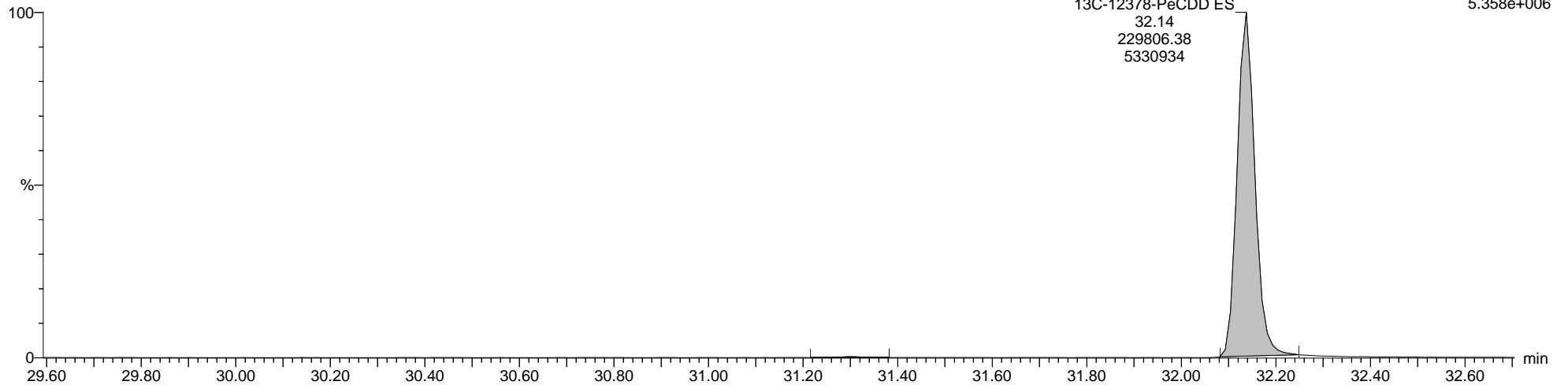
Name: 7-190726A15, Date: 26-Jul-2019, Time: 23:23:20, ID: WG3081836-1, Description: M23 MB, Vial: Tray1:11

13C-12378-PeCDD ES

7-190726A15 Smooth(SG,1x1)
M23 MB WG3081836-1



7-190726A15 Smooth(SG,1x1)
M23 MB WG3081836-1



Quantify Sample Report MassLynx MassLynx V4.1 SCN 901

Dataset: C:\MassLynx\Dioxin.PRO\Result Files\7-190726A2-Q2-0729TP.qld

Last Altered: Monday, July 29, 2019 13:40:20 Eastern Daylight Time

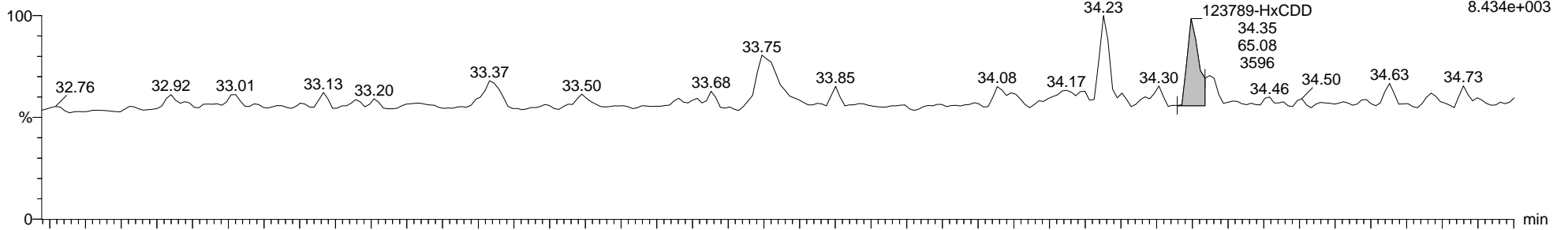
Printed: Friday, September 06, 2019 17:11:38 Eastern Daylight Time

Name: 7-190726A15, Date: 26-Jul-2019, Time: 23:23:20, ID: WG3081836-1, Description: M23 MB, Vial: Tray1:11

Total-Hexadioxins

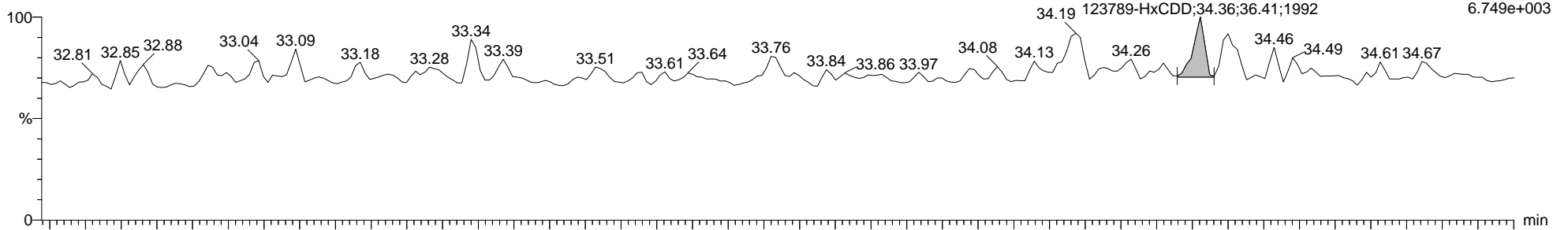
7-190726A15 Smooth(SG,1x1)
M23 MB WG3081836-1

F3:Voltage SIR,EI+
389.8157
8.434e+003



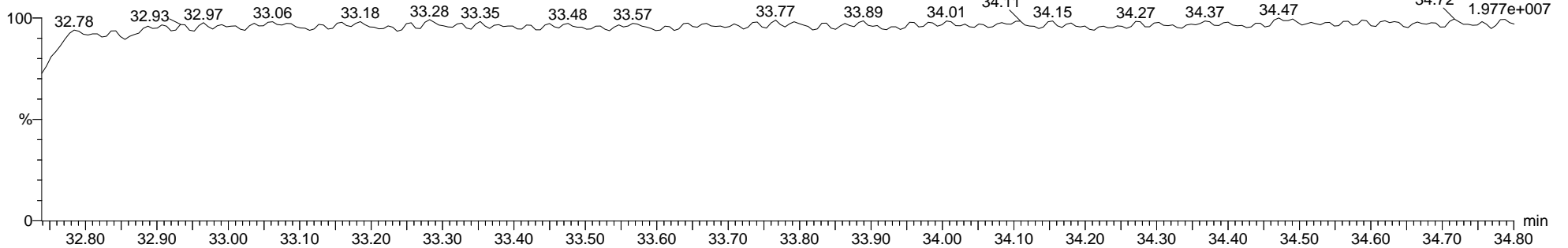
7-190726A15 Smooth(SG,1x1)
M23 MB WG3081836-1

F3:Voltage SIR,EI+
391.8127
6.749e+003



7-190726A15 Smooth(SG,1x1)
M23 MB WG3081836-1

F3:Voltage SIR,EI+
380.9760
1.977e+007



Quantify Sample Report

MassLynx MassLynx V4.1 SCN 901

Dataset: C:\MassLynx\Dioxin.PRO\Result Files\7-190726A2-Q2-0729TP.qld

Last Altered: Monday, July 29, 2019 13:40:20 Eastern Daylight Time

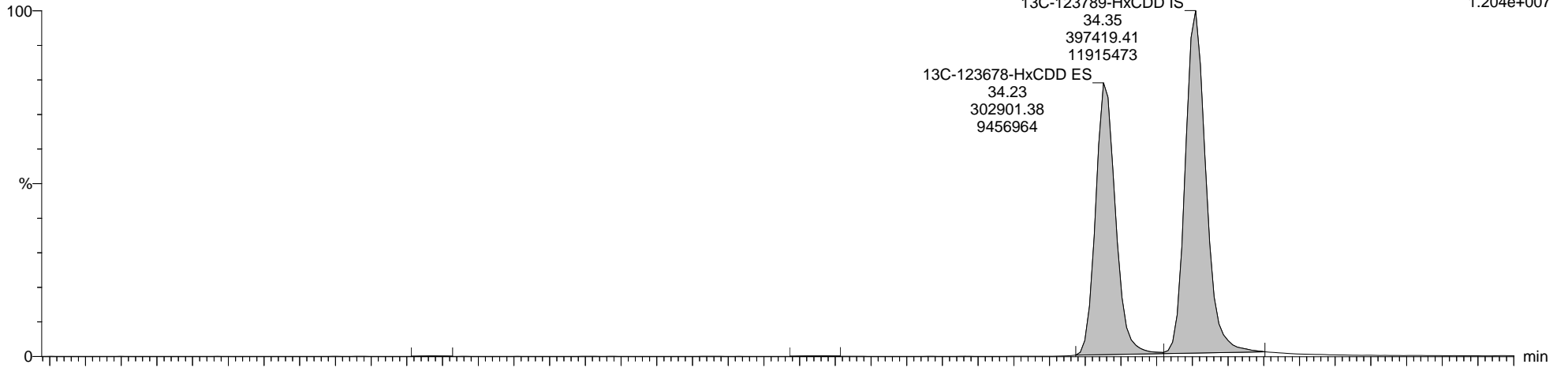
Printed: Friday, September 06, 2019 17:11:38 Eastern Daylight Time

Name: 7-190726A15, Date: 26-Jul-2019, Time: 23:23:20, ID: WG3081836-1, Description: M23 MB, Vial: Tray1:11

13C-123678-HxCDD ES

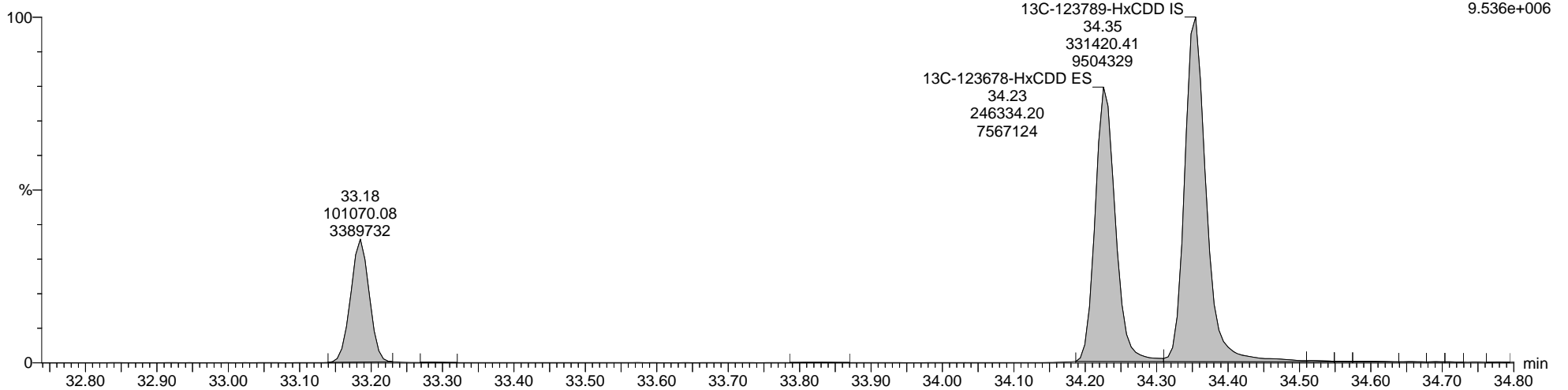
7-190726A15 Smooth(SG,1x1)
M23 MB WG3081836-1

F3:Voltage SIR,EI+
401.8559
1.204e+007



7-190726A15 Smooth(SG,1x1)
M23 MB WG3081836-1

F3:Voltage SIR,EI+
403.8530
9.536e+006



Quantify Sample Report MassLynx MassLynx V4.1 SCN 901

Dataset: C:\MassLynx\Dioxin.PRO\Result Files\7-190726A2-Q2-0729TP.qld

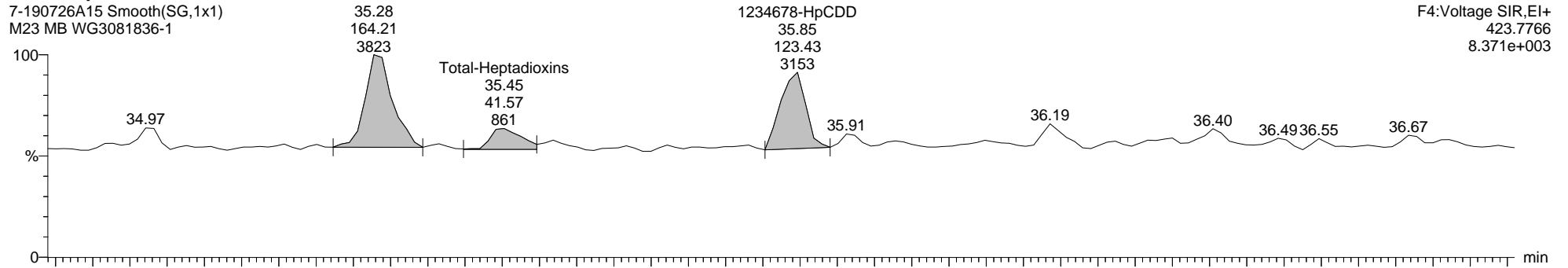
Last Altered: Monday, July 29, 2019 13:40:20 Eastern Daylight Time

Printed: Friday, September 06, 2019 17:11:38 Eastern Daylight Time

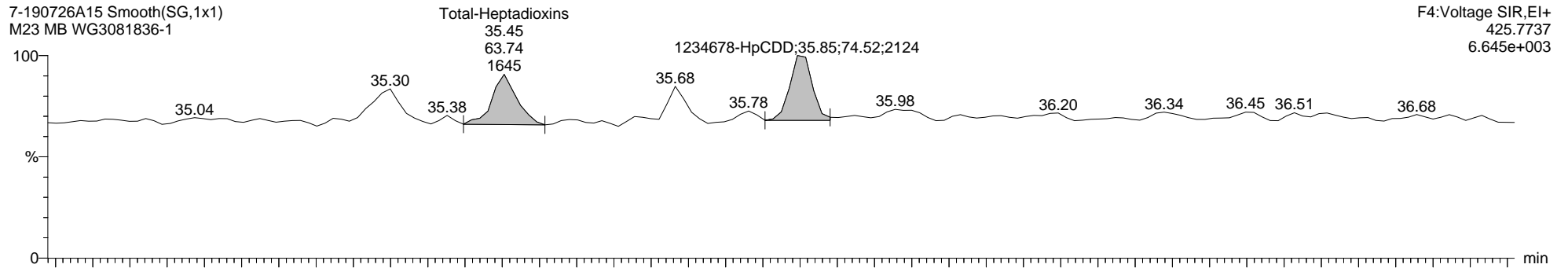
Name: 7-190726A15, Date: 26-Jul-2019, Time: 23:23:20, ID: WG3081836-1, Description: M23 MB, Vial: Tray1:11

Total-Heptadioxins

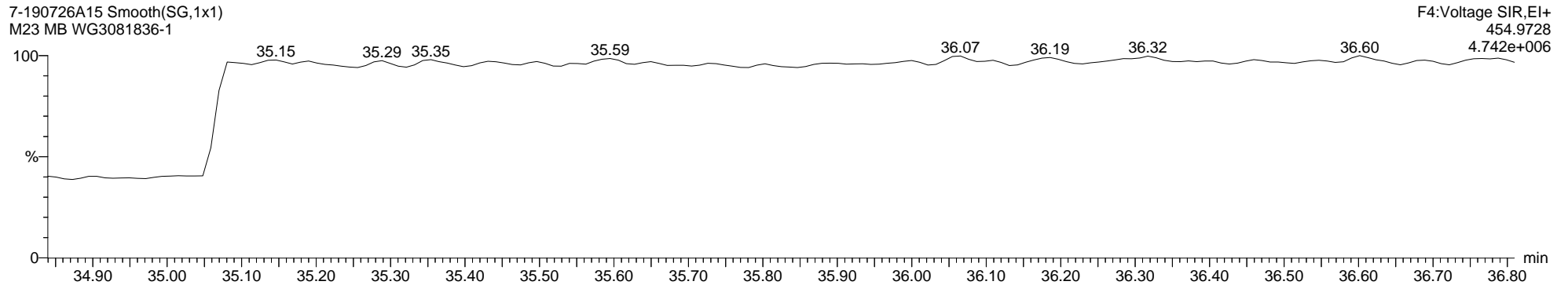
7-190726A15 Smooth(SG,1x1)
M23 MB WG3081836-1



7-190726A15 Smooth(SG,1x1)
M23 MB WG3081836-1



7-190726A15 Smooth(SG,1x1)
M23 MB WG3081836-1



Quantify Sample Report MassLynx MassLynx V4.1 SCN 901

Dataset: C:\MassLynx\Dioxin.PRO\Result Files\7-190726A2-Q2-0729TP.qld

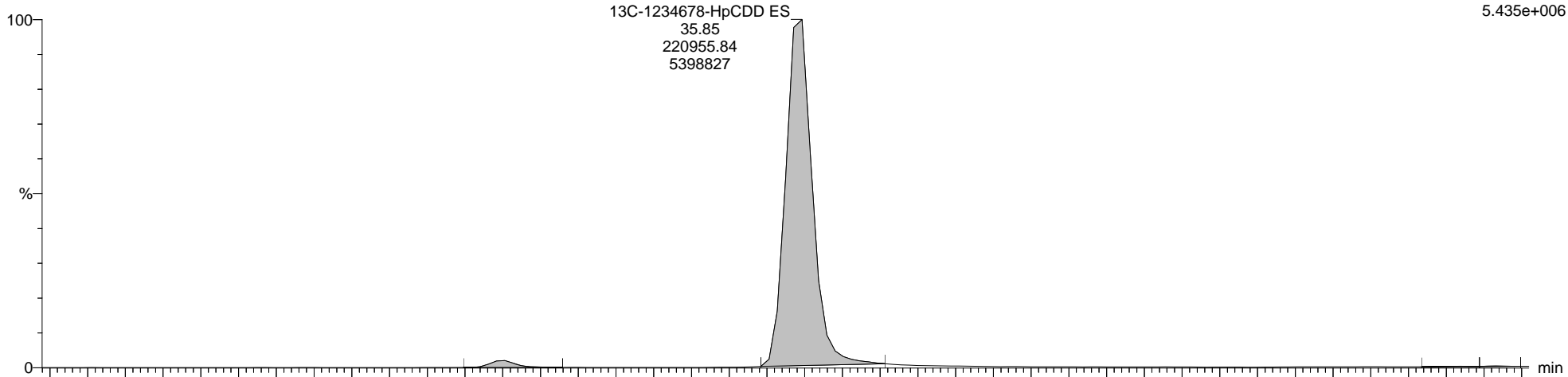
Last Altered: Monday, July 29, 2019 13:40:20 Eastern Daylight Time
Printed: Friday, September 06, 2019 17:11:38 Eastern Daylight Time

Name: 7-190726A15, Date: 26-Jul-2019, Time: 23:23:20, ID: WG3081836-1, Description: M23 MB, Vial: Tray1:11

13C-1234678-HpCDD ES

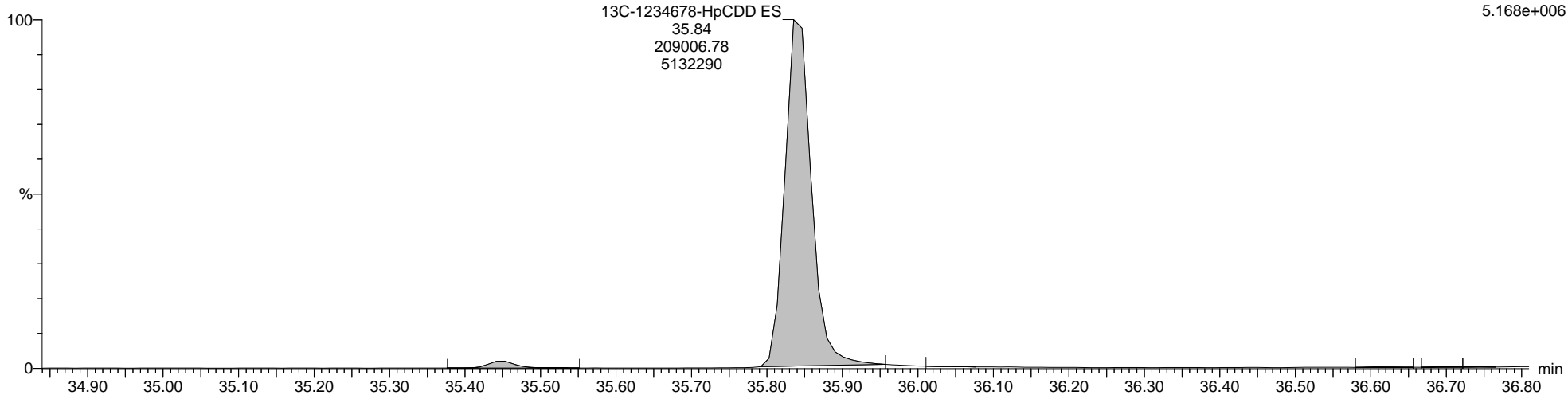
7-190726A15 Smooth(SG,1x1)
M23 MB WG3081836-1

F4:Voltage SIR,EI+
435.8169
5.435e+006



7-190726A15 Smooth(SG,1x1)
M23 MB WG3081836-1

F4:Voltage SIR,EI+
437.8140
5.168e+006



Quantify Sample Report **MassLynx MassLynx V4.1 SCN 901**

Dataset: C:\MassLynx\Dioxin.PRO\Result Files\7-190726A2-Q2-0729TP.qld

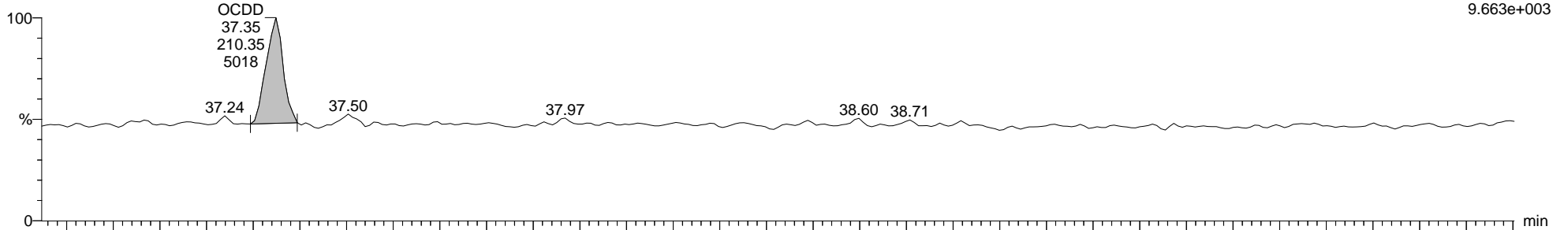
Last Altered: Monday, July 29, 2019 13:40:20 Eastern Daylight Time
Printed: Friday, September 06, 2019 17:11:38 Eastern Daylight Time

Name: 7-190726A15, Date: 26-Jul-2019, Time: 23:23:20, ID: WG3081836-1, Description: M23 MB, Vial: Tray1:11

Total-OCDD

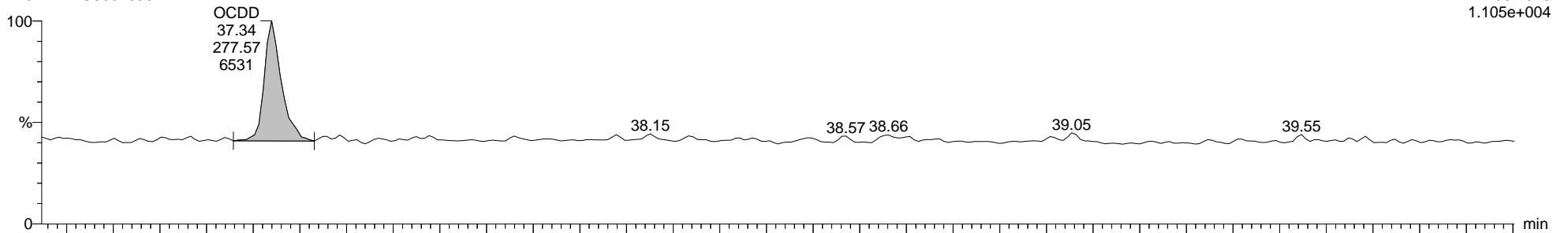
7-190726A15 Smooth(SG,1x1)
M23 MB WG3081836-1

F5:Voltage SIR,EI+
457.7377
9.663e+003



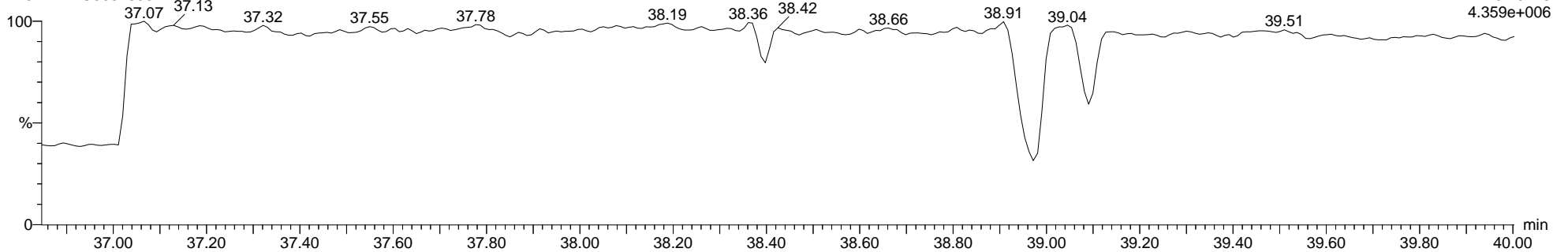
7-190726A15 Smooth(SG,1x1)
M23 MB WG3081836-1

F5:Voltage SIR,EI+
459.7348
1.105e+004



7-190726A15 Smooth(SG,1x1)
M23 MB WG3081836-1

F5:Voltage SIR,EI+
454.9728
4.359e+006



Quantify Sample Report **MassLynx MassLynx V4.1 SCN 901**

Dataset: C:\MassLynx\Dioxin.PRO\Result Files\7-190726A2-Q2-0729TP.qld


Last Altered: Monday, July 29, 2019 13:40:20 Eastern Daylight Time
Printed: Friday, September 06, 2019 17:11:38 Eastern Daylight Time

Name: 7-190726A15, Date: 26-Jul-2019, Time: 23:23:20, ID: WG3081836-1, Description: M23 MB, Vial: Tray1:11

13C-OCDD ES

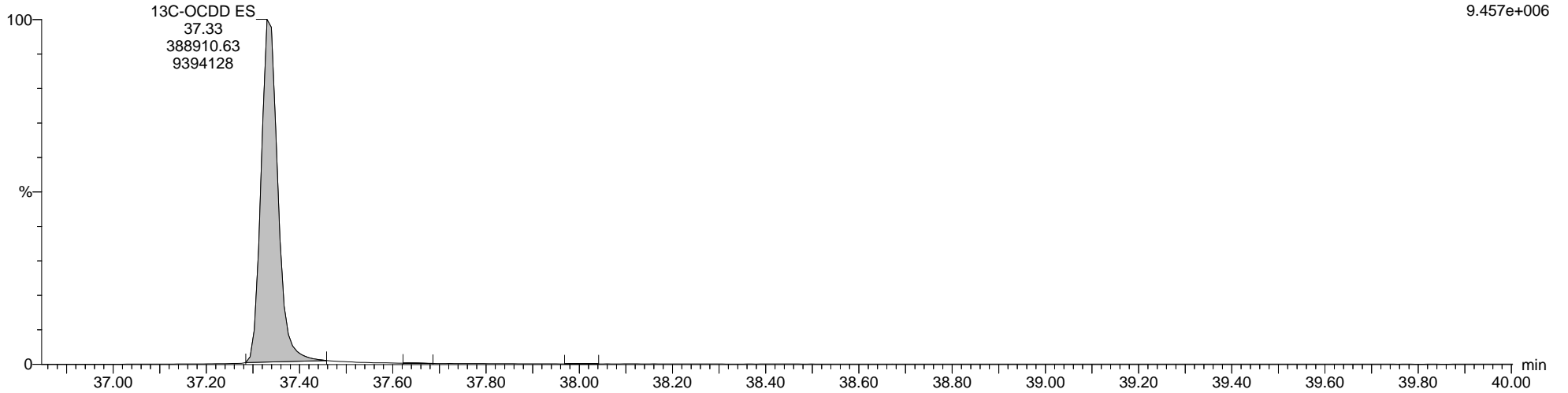
7-190726A15 Smooth(SG,1x1)
M23 MB WG3081836-1

F5:Voltage SIR,EI+
469.7779
8.402e+006



7-190726A15 Smooth(SG,1x1)
M23 MB WG3081836-1

F5:Voltage SIR,EI+
471.7750
9.457e+006



Quantify Sample Report MassLynx MassLynx V4.1 SCN 901

Dataset: C:\MassLynx\Dioxin.PRO\Result Files\7-190726A2-Q2-0729TP.qld

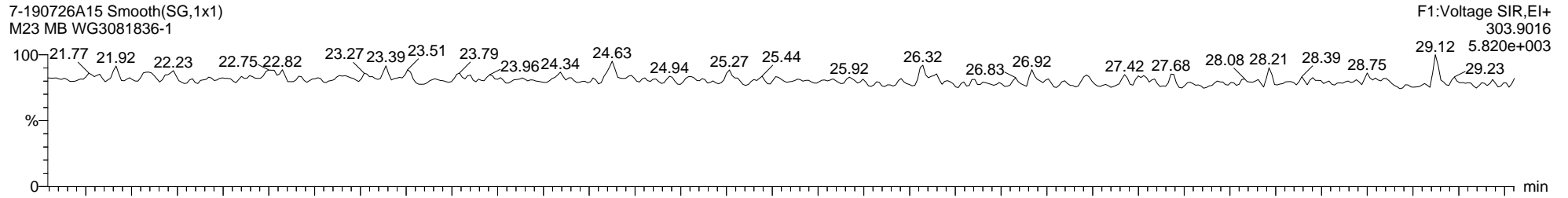
Last Altered: Monday, July 29, 2019 13:40:20 Eastern Daylight Time

Printed: Friday, September 06, 2019 17:11:38 Eastern Daylight Time

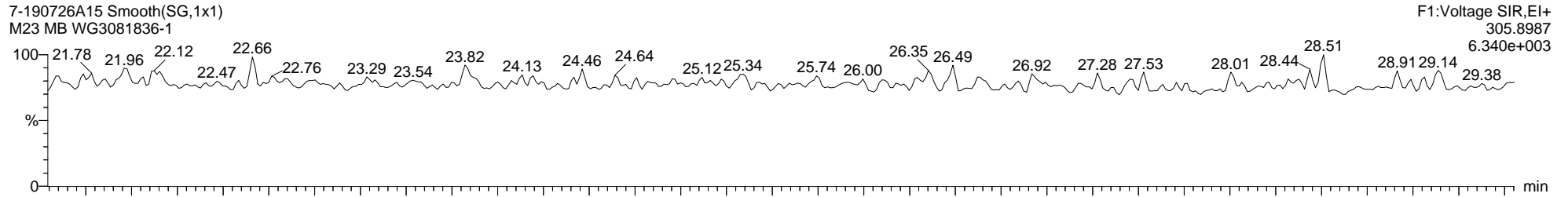
Name: 7-190726A15, Date: 26-Jul-2019, Time: 23:23:20, ID: WG3081836-1, Description: M23 MB, Vial: Tray1:11

Total-Tetrafurans

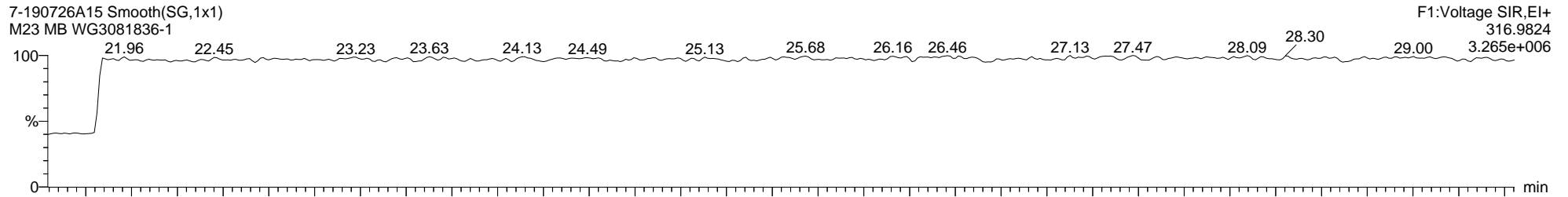
7-190726A15 Smooth(SG,1x1)
M23 MB WG3081836-1



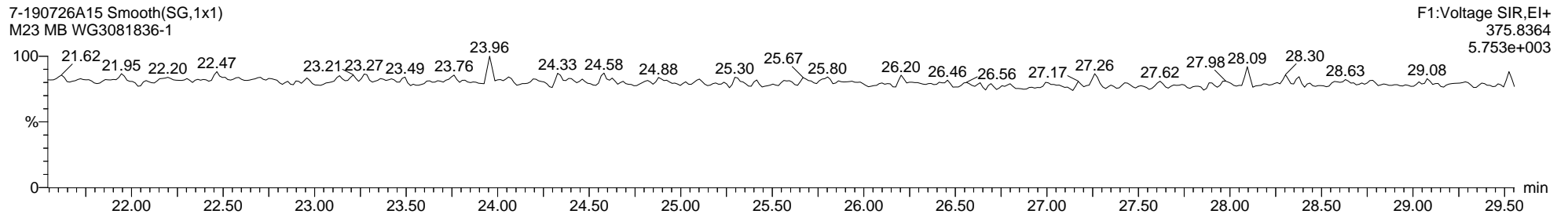
7-190726A15 Smooth(SG,1x1)
M23 MB WG3081836-1



7-190726A15 Smooth(SG,1x1)
M23 MB WG3081836-1



7-190726A15 Smooth(SG,1x1)
M23 MB WG3081836-1



Dataset: C:\MassLynx\Dioxin.PRO\Result Files\7-190726A2-Q2-0729TP.qld

Last Altered: Monday, July 29, 2019 13:40:20 Eastern Daylight Time

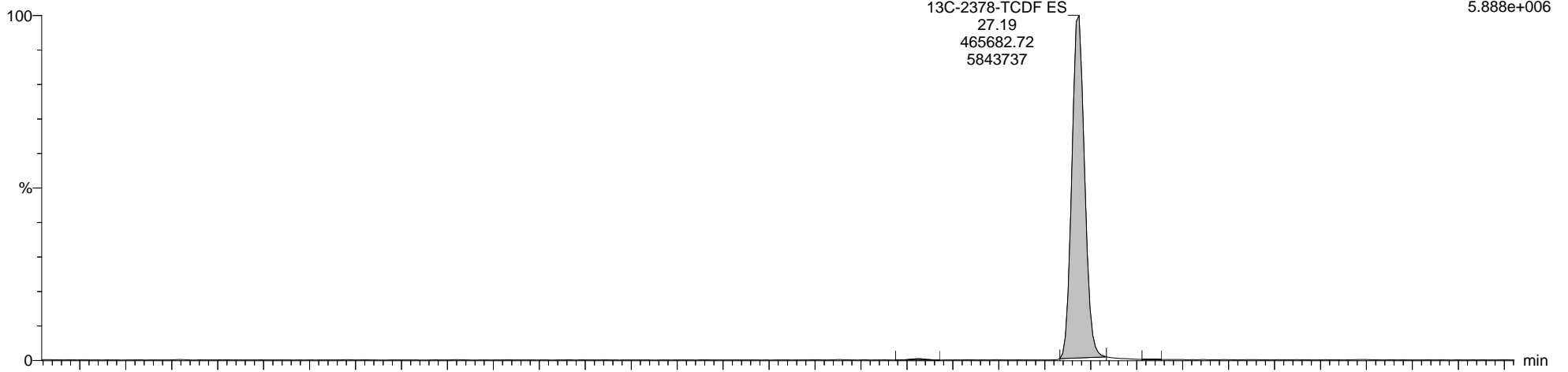
Printed: Friday, September 06, 2019 17:11:38 Eastern Daylight Time

Name: 7-190726A15, Date: 26-Jul-2019, Time: 23:23:20, ID: WG3081836-1, Description: M23 MB, Vial: Tray1:11

13C-2378-TCDF ES

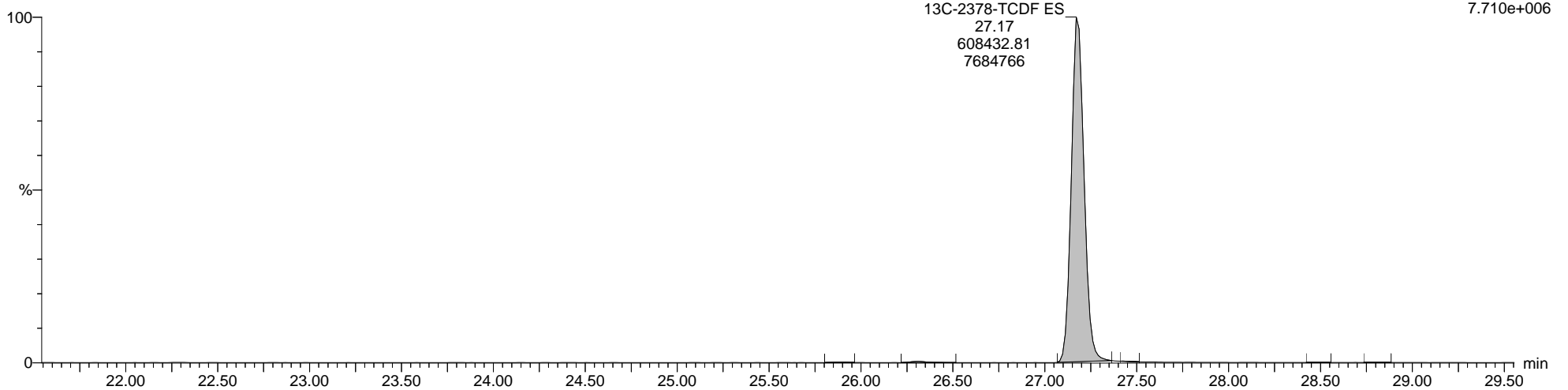
7-190726A15 Smooth(SG,1x1)
M23 MB WG3081836-1

F1:Voltage SIR,EI+
315.9419
5.888e+006



7-190726A15 Smooth(SG,1x1)
M23 MB WG3081836-1

F1:Voltage SIR,EI+
317.9389
7.710e+006



Quantify Sample Report MassLynx MassLynx V4.1 SCN 901

Dataset: C:\MassLynx\Dioxin.PRO\Result Files\7-190726A2-Q2-0729TP.qld

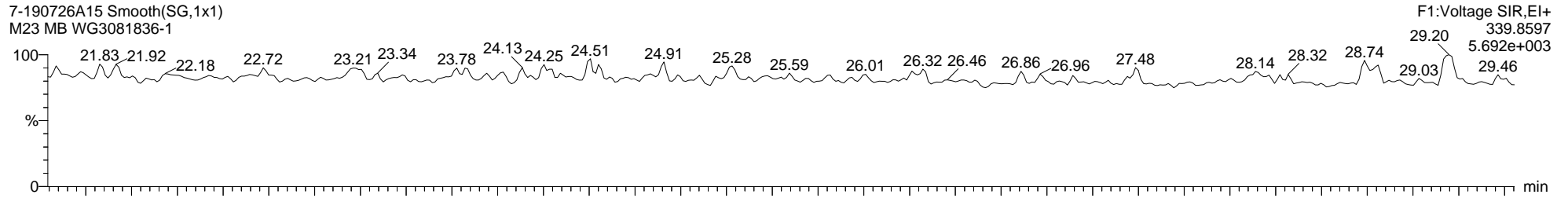
Last Altered: Monday, July 29, 2019 13:40:20 Eastern Daylight Time

Printed: Friday, September 06, 2019 17:11:38 Eastern Daylight Time

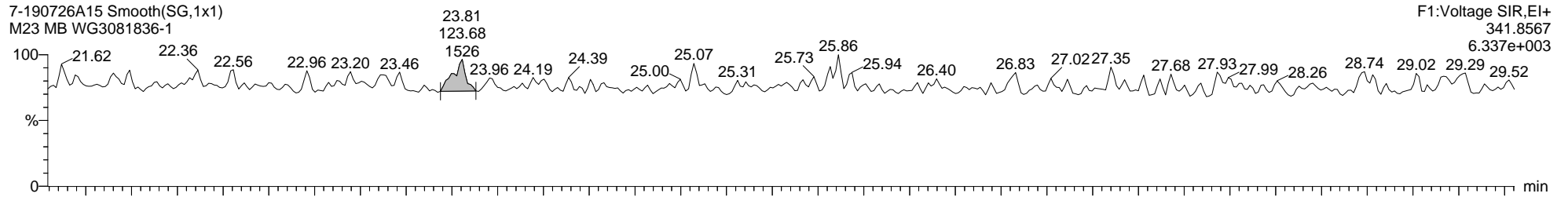
Name: 7-190726A15, Date: 26-Jul-2019, Time: 23:23:20, ID: WG3081836-1, Description: M23 MB, Vial: Tray1:11

Total-PeCDF-F1

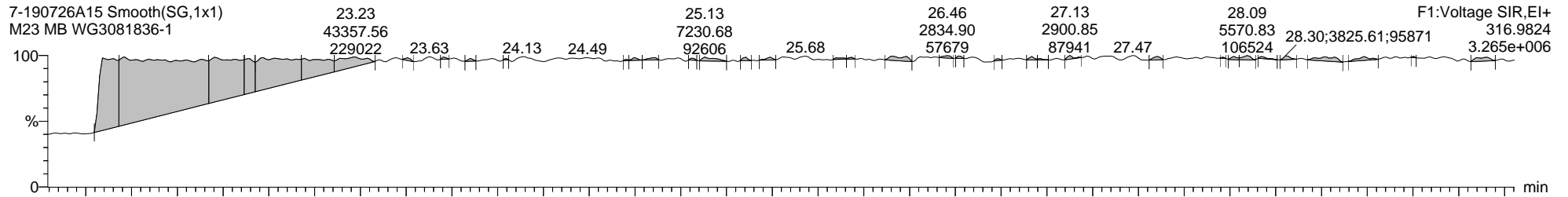
7-190726A15 Smooth(SG,1x1)
M23 MB WG3081836-1



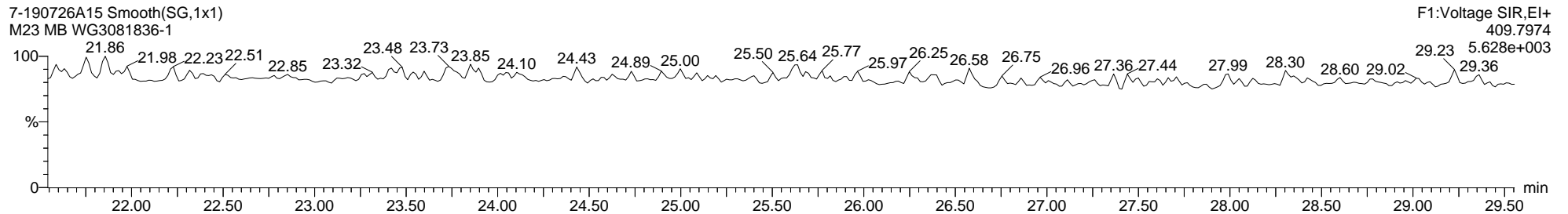
7-190726A15 Smooth(SG,1x1)
M23 MB WG3081836-1



7-190726A15 Smooth(SG,1x1)
M23 MB WG3081836-1



7-190726A15 Smooth(SG,1x1)
M23 MB WG3081836-1



Quantify Sample Report MassLynx MassLynx V4.1 SCN 901

Dataset: C:\MassLynx\Dioxin.PRO\Result Files\7-190726A2-Q2-0729TP.qld

Last Altered: Monday, July 29, 2019 13:40:20 Eastern Daylight Time

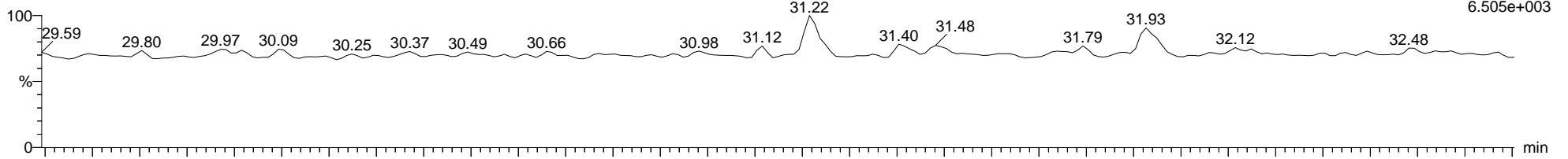
Printed: Friday, September 06, 2019 17:11:38 Eastern Daylight Time

Name: 7-190726A15, Date: 26-Jul-2019, Time: 23:23:20, ID: WG3081836-1, Description: M23 MB, Vial: Tray1:11

Total-Pentafurans

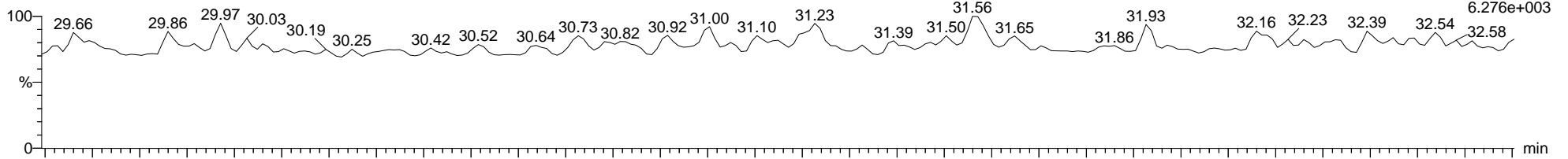
7-190726A15 Smooth(SG,1x1)
M23 MB WG3081836-1

F2:Voltage SIR,EI+
339.8597
6.505e+003



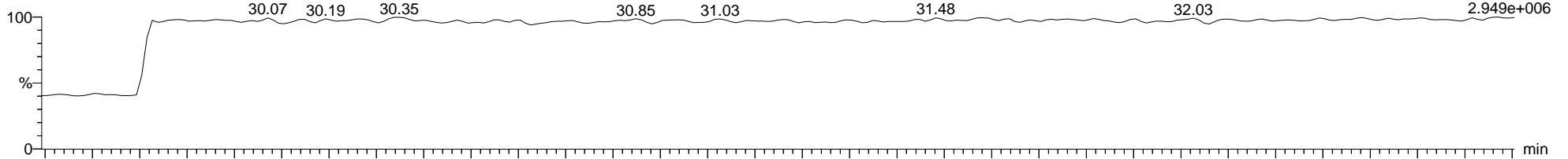
7-190726A15 Smooth(SG,1x1)
M23 MB WG3081836-1

F2:Voltage SIR,EI+
341.8567
6.276e+003



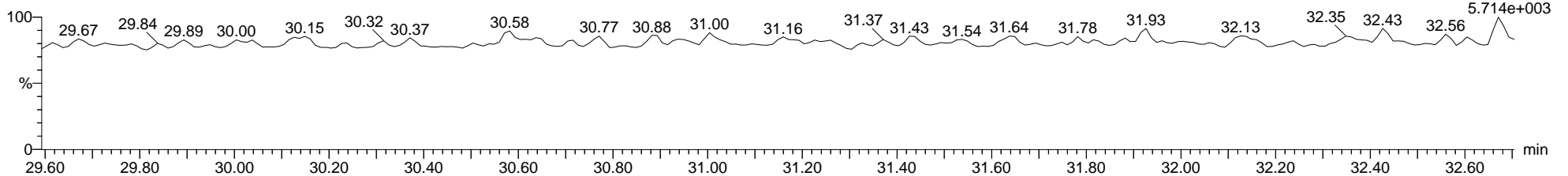
7-190726A15 Smooth(SG,1x1)
M23 MB WG3081836-1

F2:Voltage SIR,EI+
366.9792
2.949e+006



7-190726A15 Smooth(SG,1x1)
M23 MB WG3081836-1

F2:Voltage SIR,EI+
409.7974
5.714e+003



Quantify Sample Report

MassLynx MassLynx V4.1 SCN 901

Dataset: C:\MassLynx\Dioxin.PRO\Result Files\7-190726A2-Q2-0729TP.qld

Last Altered: Monday, July 29, 2019 13:40:20 Eastern Daylight Time

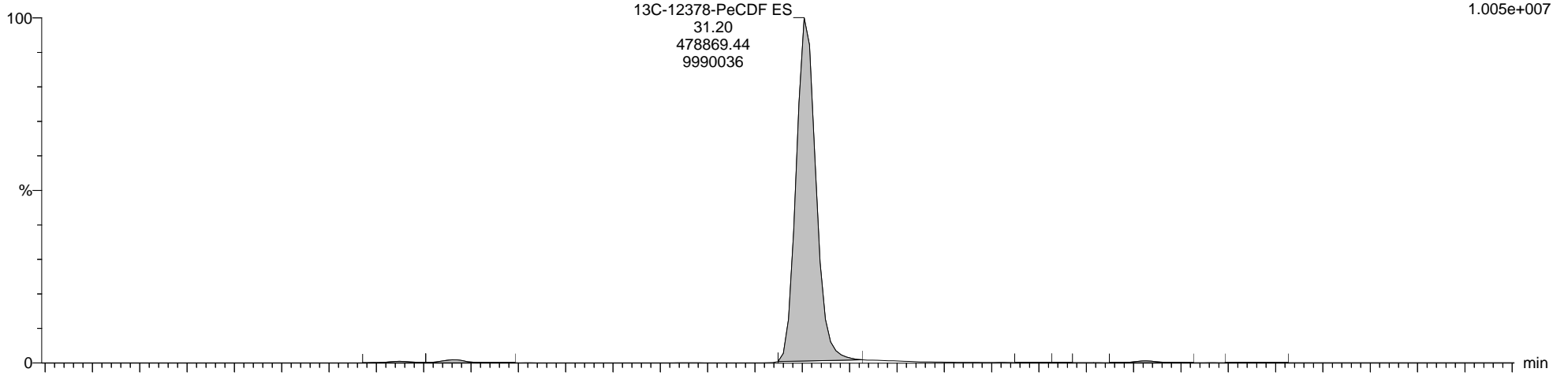
Printed: Friday, September 06, 2019 17:11:38 Eastern Daylight Time

Name: 7-190726A15, Date: 26-Jul-2019, Time: 23:23:20, ID: WG3081836-1, Description: M23 MB, Vial: Tray1:11

13C-12378-PeCDF ES

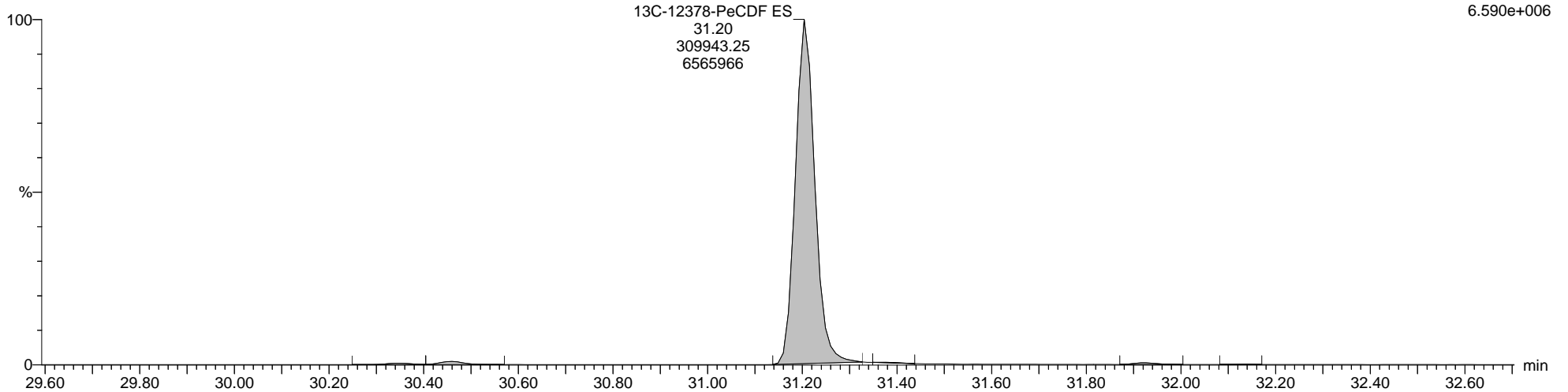
7-190726A15 Smooth(SG,1x1)
M23 MB WG3081836-1

F2:Voltage SIR,EI+
351.9000
1.005e+007



7-190726A15 Smooth(SG,1x1)
M23 MB WG3081836-1

F2:Voltage SIR,EI+
353.8970
6.590e+006



Quantify Sample Report MassLynx MassLynx V4.1 SCN 901

Dataset: C:\MassLynx\Dioxin.PRO\Result Files\7-190726A2-Q2-0729TP.qld

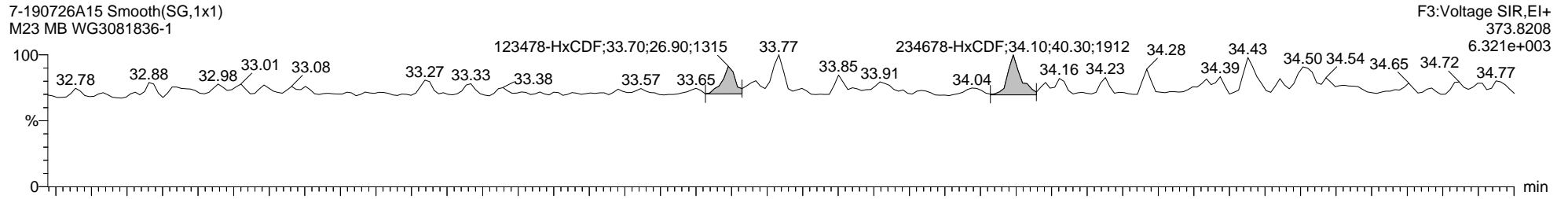
Last Altered: Monday, July 29, 2019 13:40:20 Eastern Daylight Time

Printed: Friday, September 06, 2019 17:11:38 Eastern Daylight Time

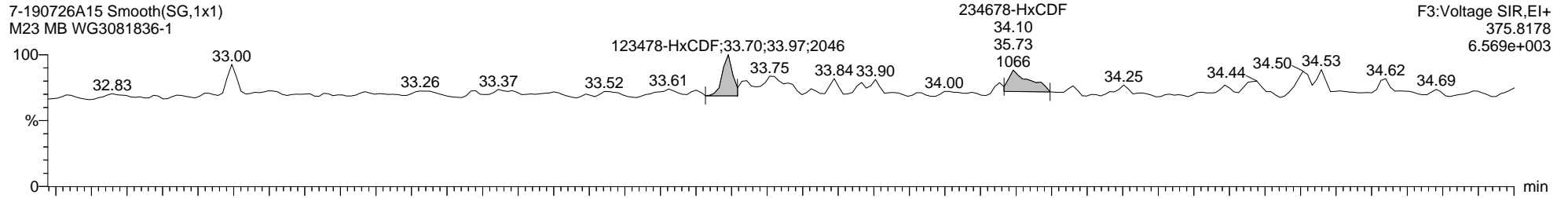
Name: 7-190726A15, Date: 26-Jul-2019, Time: 23:23:20, ID: WG3081836-1, Description: M23 MB, Vial: Tray1:11

Total-Hexafurans

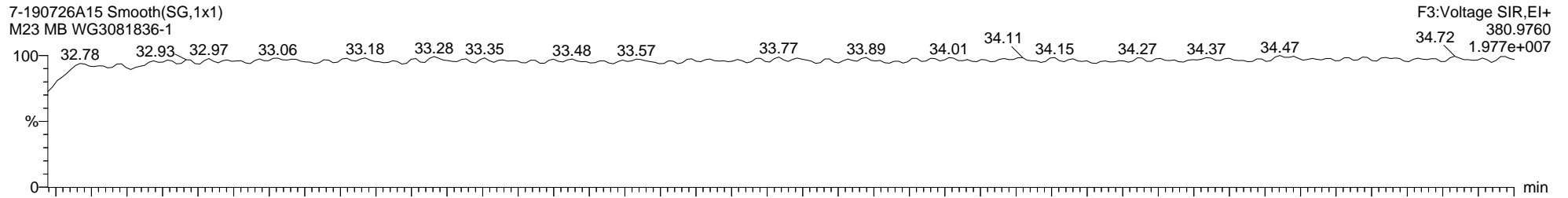
7-190726A15 Smooth(SG,1x1)
M23 MB WG3081836-1



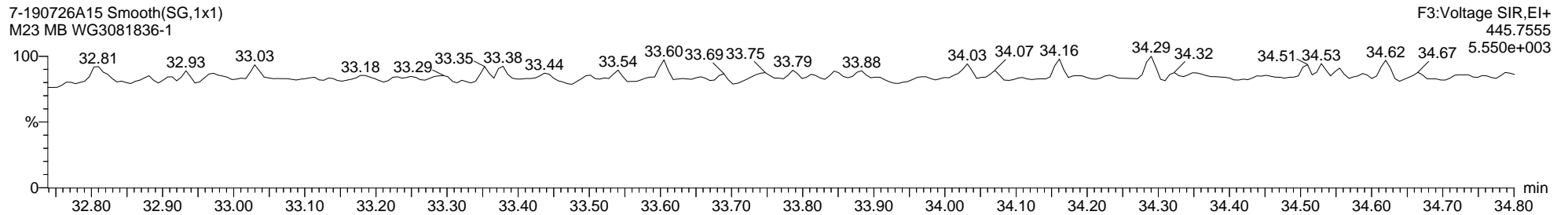
7-190726A15 Smooth(SG,1x1)
M23 MB WG3081836-1



7-190726A15 Smooth(SG,1x1)
M23 MB WG3081836-1



7-190726A15 Smooth(SG,1x1)
M23 MB WG3081836-1



Dataset: C:\MassLynx\Dioxin.PRO\Result Files\7-190726A2-Q2-0729TP.qld

Last Altered: Monday, July 29, 2019 13:40:20 Eastern Daylight Time

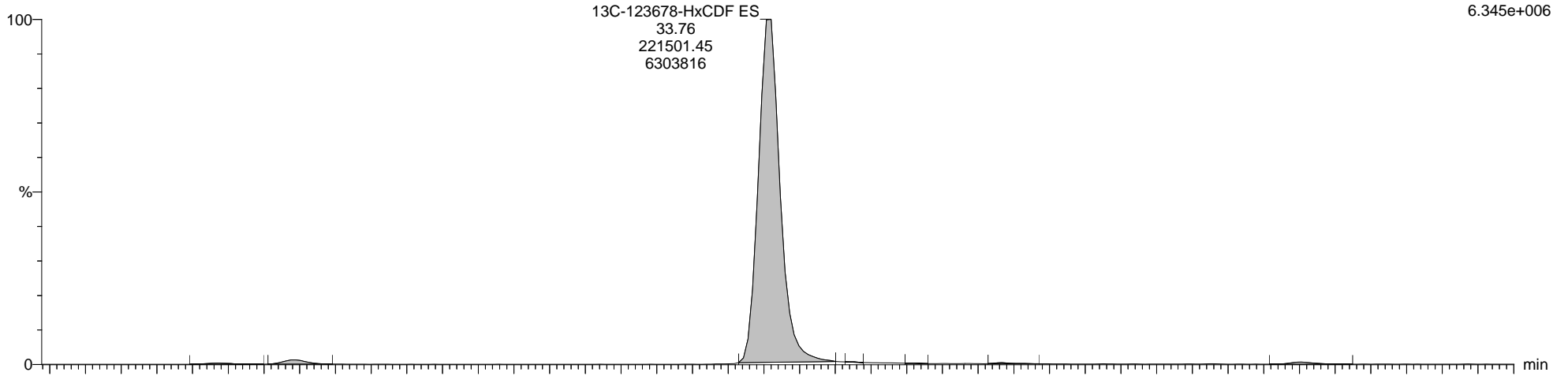
Printed: Friday, September 06, 2019 17:11:38 Eastern Daylight Time

Name: 7-190726A15, Date: 26-Jul-2019, Time: 23:23:20, ID: WG3081836-1, Description: M23 MB, Vial: Tray1:11

13C-123678-HxCDF ES

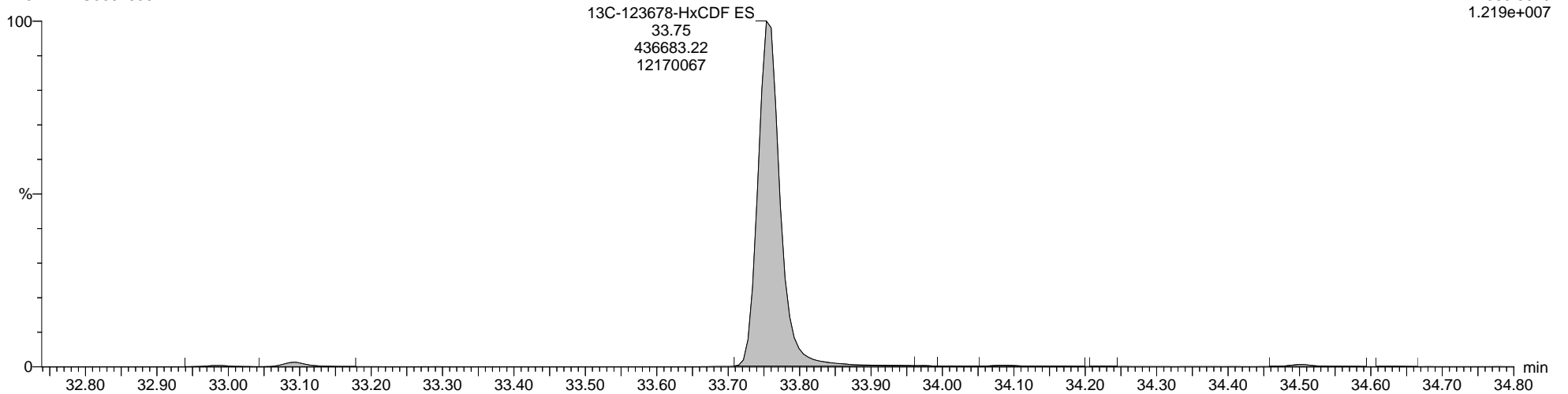
7-190726A15 Smooth(SG,1x1)
M23 MB WG3081836-1

F3:Voltage SIR,EI+
383.8639
6.345e+006



7-190726A15 Smooth(SG,1x1)
M23 MB WG3081836-1

F3:Voltage SIR,EI+
385.8610
1.219e+007



Quantify Sample Report MassLynx MassLynx V4.1 SCN 901

Dataset: C:\MassLynx\Dioxin.PRO\Result Files\7-190726A2-Q2-0729TP.qld

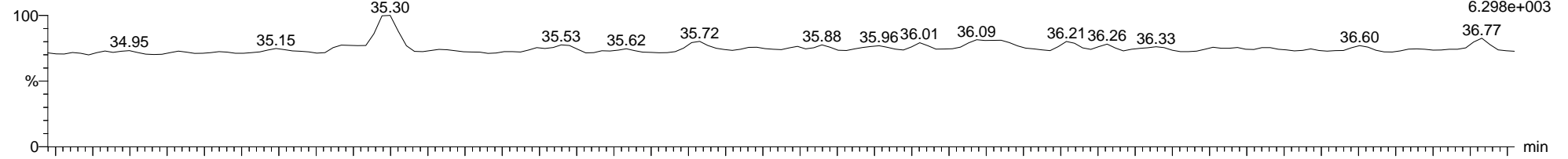
Last Altered: Monday, July 29, 2019 13:40:20 Eastern Daylight Time

Printed: Friday, September 06, 2019 17:11:38 Eastern Daylight Time

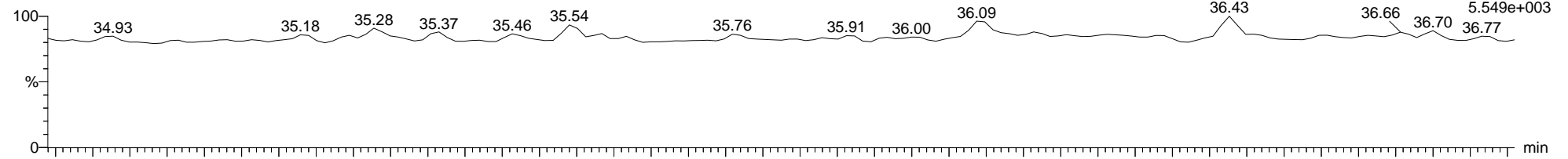
Name: 7-190726A15, Date: 26-Jul-2019, Time: 23:23:20, ID: WG3081836-1, Description: M23 MB, Vial: Tray1:11

Total-Heptafurans

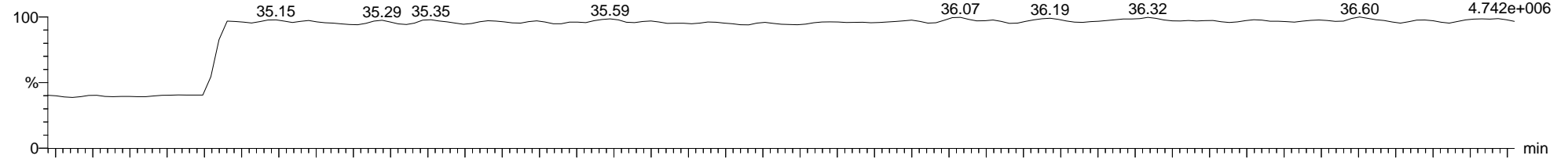
7-190726A15 Smooth(SG,1x1)
M23 MB WG3081836-1



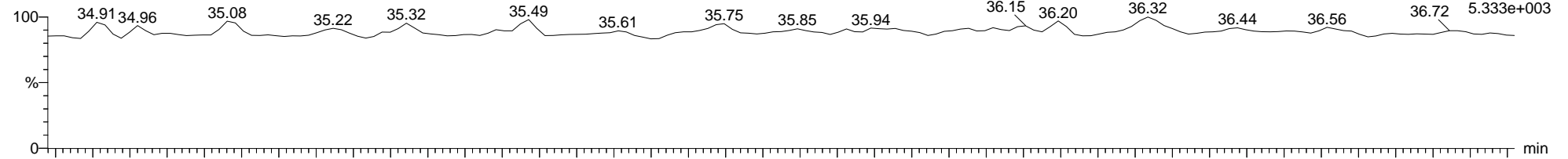
7-190726A15 Smooth(SG,1x1)
M23 MB WG3081836-1



7-190726A15 Smooth(SG,1x1)
M23 MB WG3081836-1



7-190726A15 Smooth(SG,1x1)
M23 MB WG3081836-1



Quantify Sample Report **MassLynx MassLynx V4.1 SCN 901**

Dataset: C:\MassLynx\Dioxin.PRO\Result Files\7-190726A2-Q2-0729TP.qld


Last Altered: Monday, July 29, 2019 13:40:20 Eastern Daylight Time
Printed: Friday, September 06, 2019 17:11:38 Eastern Daylight Time

Name: 7-190726A15, Date: 26-Jul-2019, Time: 23:23:20, ID: WG3081836-1, Description: M23 MB, Vial: Tray1:11

13C-1234678-HpCDF ES

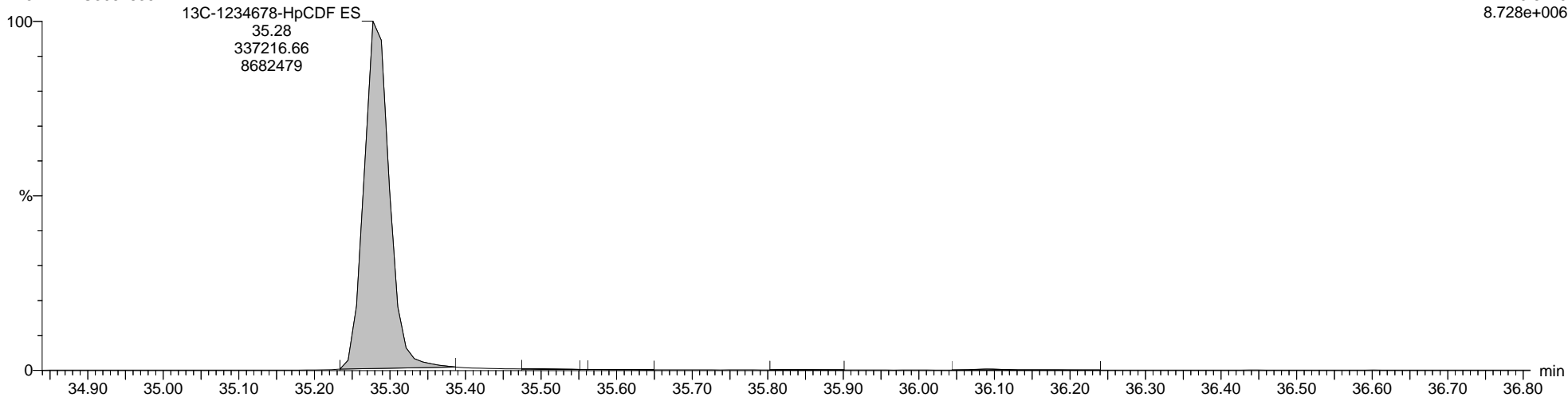
7-190726A15 Smooth(SG,1x1)
M23 MB WG3081836-1

F4:Voltage SIR,EI+
417.8253
3.849e+006



7-190726A15 Smooth(SG,1x1)
M23 MB WG3081836-1

F4:Voltage SIR,EI+
419.8220
8.728e+006



Quantify Sample Report MassLynx MassLynx V4.1 SCN 901

Dataset: C:\MassLynx\Dioxin.PRO\Result Files\7-190726A2-Q2-0729TP.qld

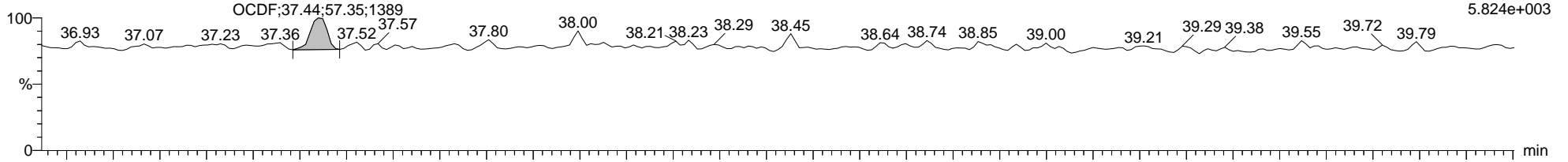
Last Altered: Monday, July 29, 2019 13:40:20 Eastern Daylight Time
Printed: Friday, September 06, 2019 17:11:38 Eastern Daylight Time

Name: 7-190726A15, Date: 26-Jul-2019, Time: 23:23:20, ID: WG3081836-1, Description: M23 MB, Vial: Tray1:11

Totals-OCDF

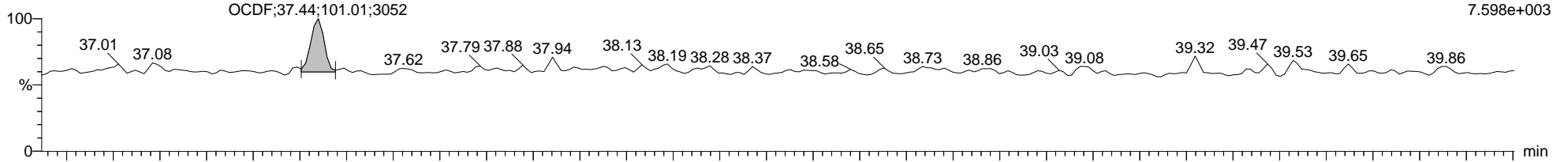
7-190726A15 Smooth(SG,1x1)
M23 MB WG3081836-1

F5:Voltage SIR,EI+
441.7428
5.824e+003



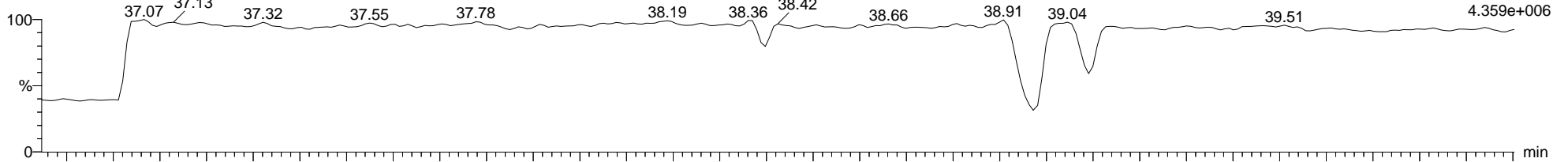
7-190726A15 Smooth(SG,1x1)
M23 MB WG3081836-1

F5:Voltage SIR,EI+
443.7398
7.598e+003



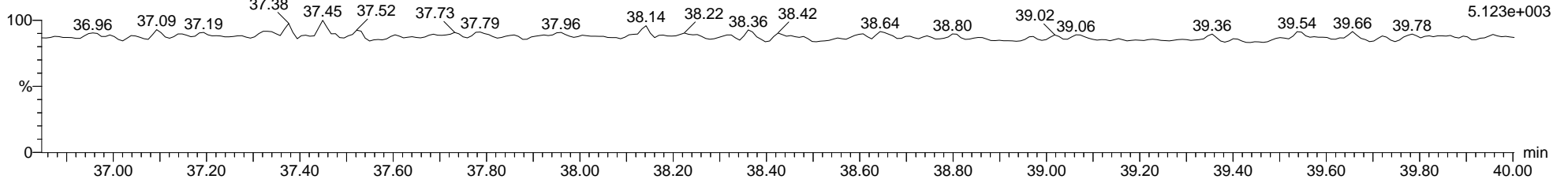
7-190726A15 Smooth(SG,1x1)
M23 MB WG3081836-1

F5:Voltage SIR,EI+
454.9728
4.359e+006



7-190726A15 Smooth(SG,1x1)
M23 MB WG3081836-1

F5:Voltage SIR,EI+
513.6775
5.123e+003



Quantify Sample Report MassLynx MassLynx V4.1 SCN 901

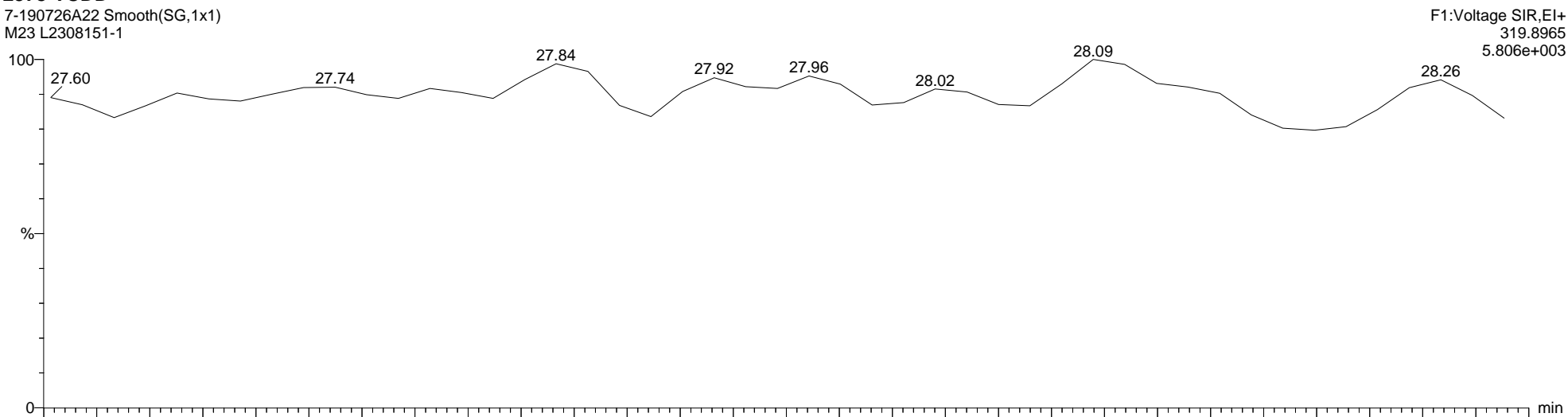
Dataset: C:\MassLynx\Dioxin.PRO\Result Files\7-190726A2-Q2-0729TP.qld

Last Altered: Monday, July 29, 2019 13:40:20 Eastern Daylight Time
Printed: Friday, September 06, 2019 17:11:38 Eastern Daylight Time

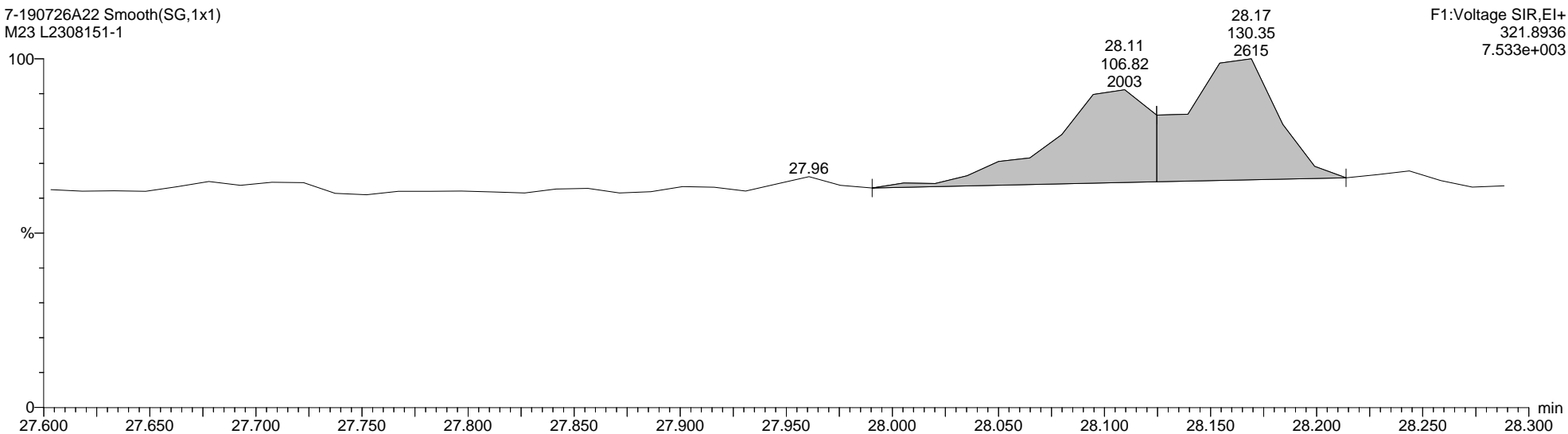
Name: 7-190726A22, Date: 27-Jul-2019, Time: 04:18:18, ID: L2308151-1, Description: M23, Vial: Tray1:18

2378-TCDD

7-190726A22 Smooth(SG,1x1)
M23 L2308151-1



7-190726A22 Smooth(SG,1x1)
M23 L2308151-1



Quantify Sample Report MassLynx MassLynx V4.1 SCN 901

Dataset: C:\MassLynx\Dioxin.PRO\Result Files\7-190726A2-Q2-0729TP.qld

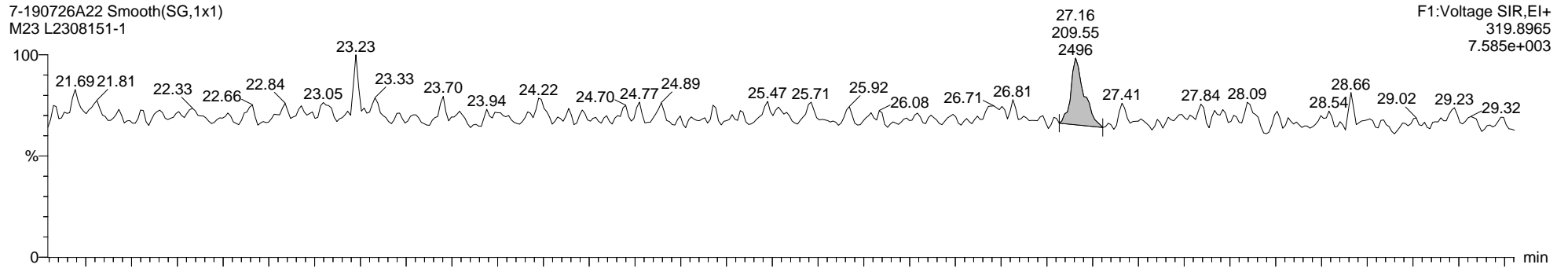
Last Altered: Monday, July 29, 2019 13:40:20 Eastern Daylight Time

Printed: Friday, September 06, 2019 17:11:38 Eastern Daylight Time

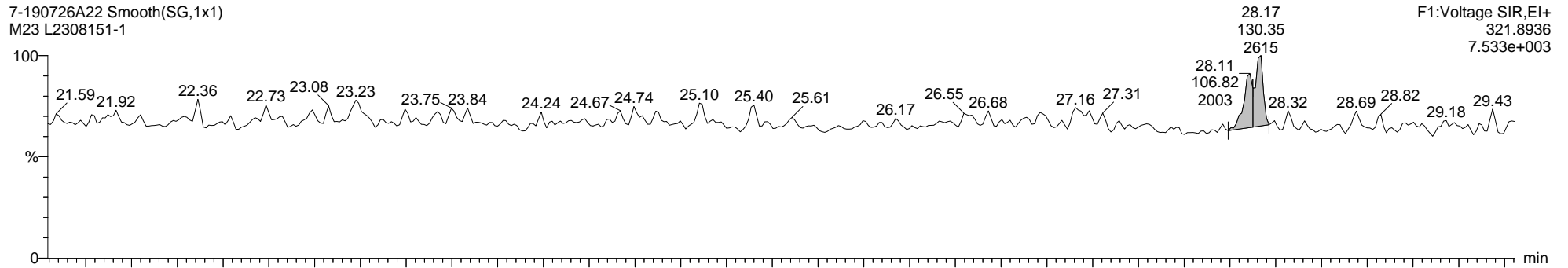
Name: 7-190726A22, Date: 27-Jul-2019, Time: 04:18:18, ID: L2308151-1, Description: M23, Vial: Tray1:18

Total-Tetradioxins

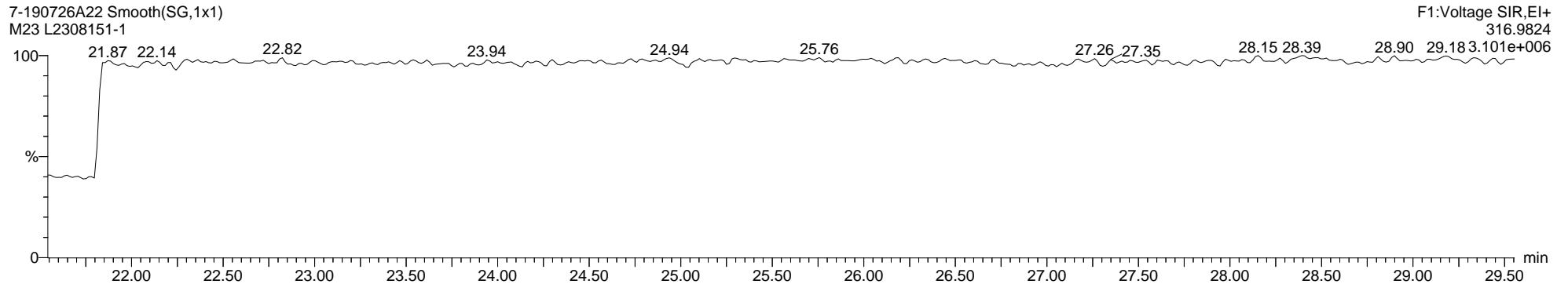
7-190726A22 Smooth(SG,1x1)
M23 L2308151-1



7-190726A22 Smooth(SG,1x1)
M23 L2308151-1



7-190726A22 Smooth(SG,1x1)
M23 L2308151-1



Dataset: C:\MassLynx\Dioxin.PRO\Result Files\7-190726A2-Q2-0729TP.qld

Last Altered: Monday, July 29, 2019 13:40:20 Eastern Daylight Time


Printed: Friday, September 06, 2019 17:11:38 Eastern Daylight Time

Name: 7-190726A22, Date: 27-Jul-2019, Time: 04:18:18, ID: L2308151-1, Description: M23, Vial: Tray1:18

13C-2378-TCDD ES

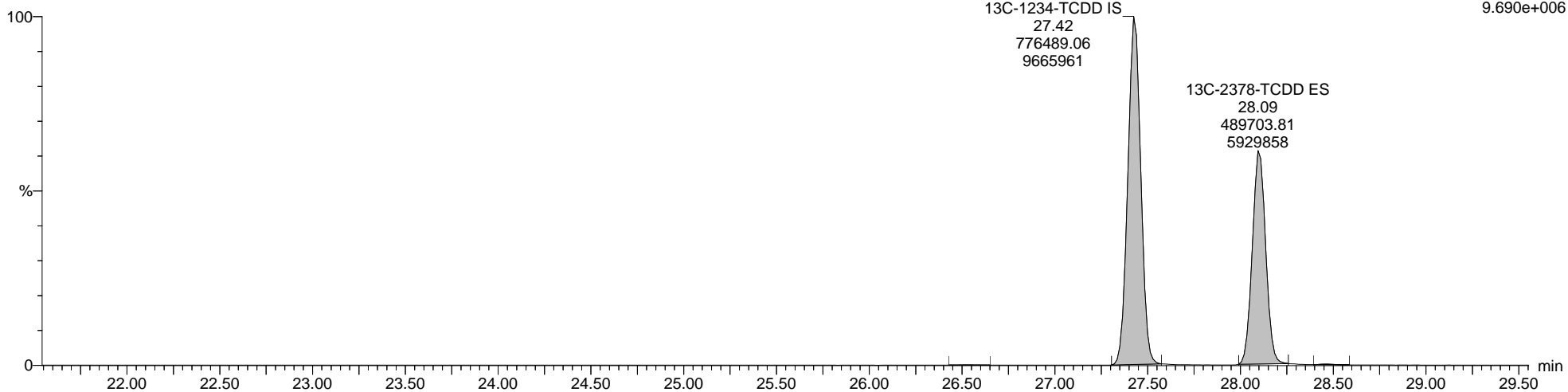
7-190726A22 Smooth(SG,1x1)
M23 L2308151-1

F1:Voltage SIR,EI+
331.9368
7.668e+006



7-190726A22 Smooth(SG,1x1)
M23 L2308151-1

F1:Voltage SIR,EI+
333.9339
9.690e+006



Quantify Sample Report MassLynx MassLynx V4.1 SCN 901

Dataset: C:\MassLynx\Dioxin.PRO\Result Files\7-190726A2-Q2-0729TP.qld


Last Altered: Monday, July 29, 2019 13:40:20 Eastern Daylight Time
Printed: Friday, September 06, 2019 17:11:38 Eastern Daylight Time

Name: 7-190726A22, Date: 27-Jul-2019, Time: 04:18:18, ID: L2308151-1, Description: M23, Vial: Tray1:18

Totals-37Cl-2378-TCDD

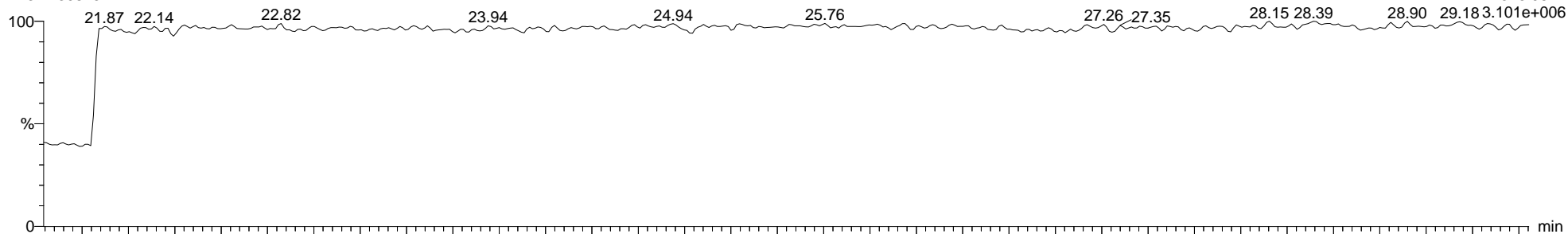
7-190726A22 Smooth(SG,1x1)
M23 L2308151-1

F1:Voltage SIR,EI+
327.8847
1.897e+006



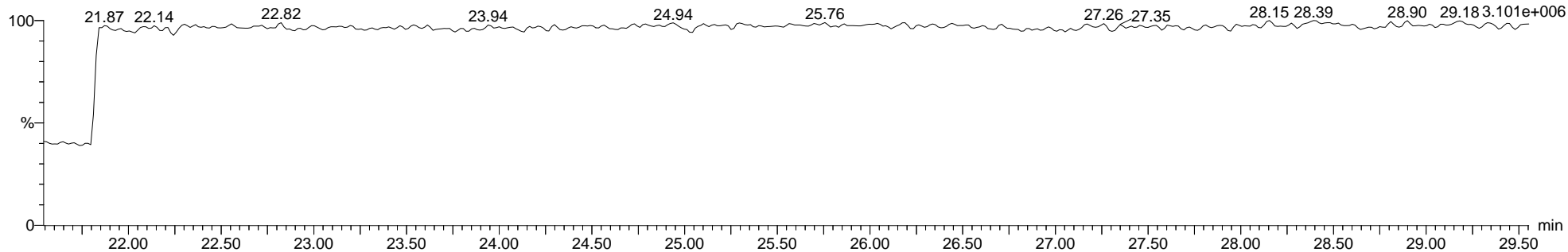
7-190726A22 Smooth(SG,1x1)
M23 L2308151-1

F1:Voltage SIR,EI+
316.9824
3.101e+006



7-190726A22 Smooth(SG,1x1)
M23 L2308151-1

F1:Voltage SIR,EI+
316.9824
3.101e+006



Quantify Sample Report MassLynx MassLynx V4.1 SCN 901

Dataset: C:\MassLynx\Dioxin.PRO\Result Files\7-190726A2-Q2-0729TP.qld

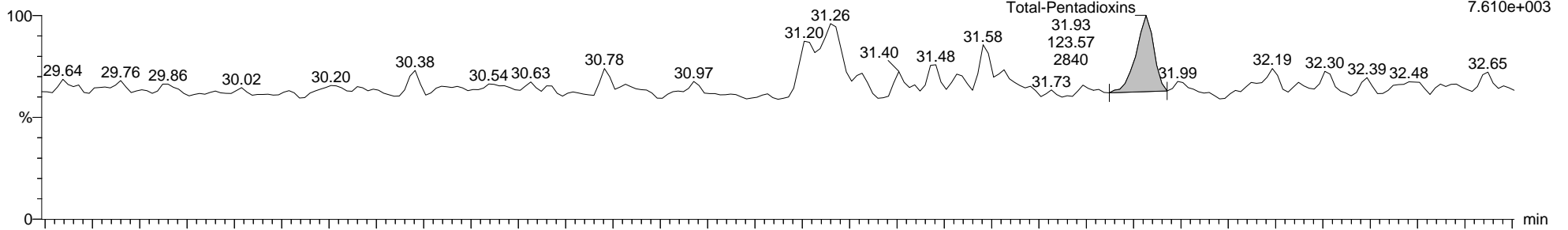
Last Altered: Monday, July 29, 2019 13:40:20 Eastern Daylight Time
Printed: Friday, September 06, 2019 17:11:38 Eastern Daylight Time

Name: 7-190726A22, Date: 27-Jul-2019, Time: 04:18:18, ID: L2308151-1, Description: M23, Vial: Tray1:18

Total-Pentadioxins

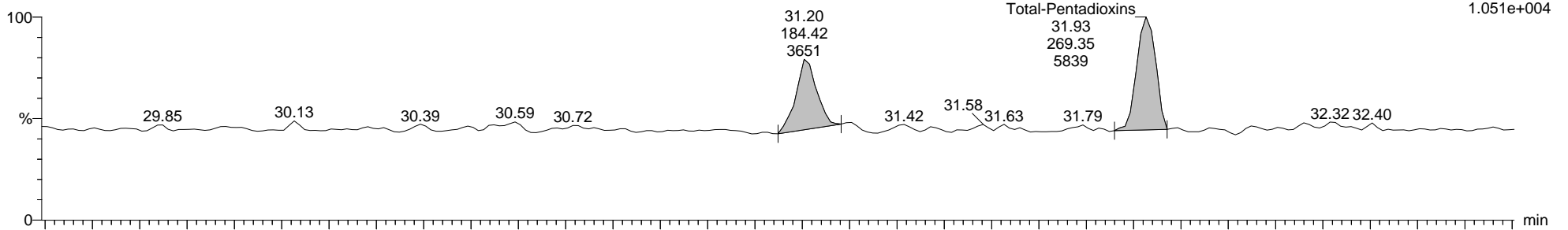
7-190726A22 Smooth(SG,1x1)
M23 L2308151-1

F2:Voltage SIR,EI+
355.8546
7.610e+003



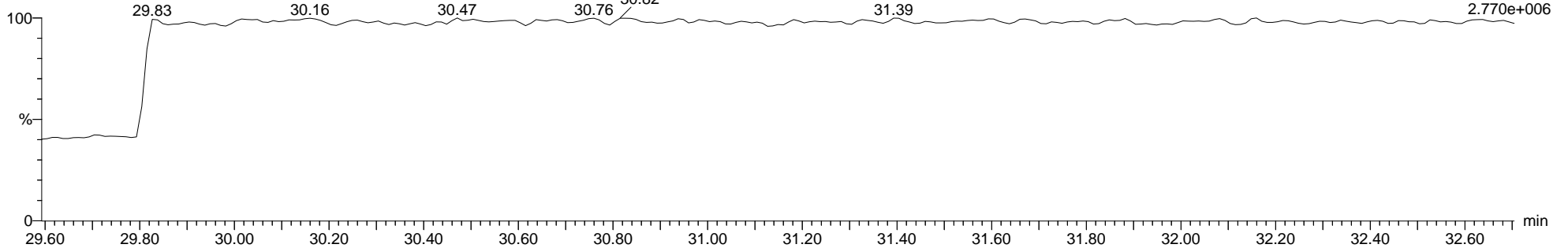
7-190726A22 Smooth(SG,1x1)
M23 L2308151-1

F2:Voltage SIR,EI+
353.8576
1.051e+004



7-190726A22 Smooth(SG,1x1)
M23 L2308151-1

F2:Voltage SIR,EI+
366.9792
2.770e+006



Quantify Sample Report MassLynx MassLynx V4.1 SCN 901

Dataset: C:\MassLynx\Dioxin.PRO\Result Files\7-190726A2-Q2-0729TP.qld

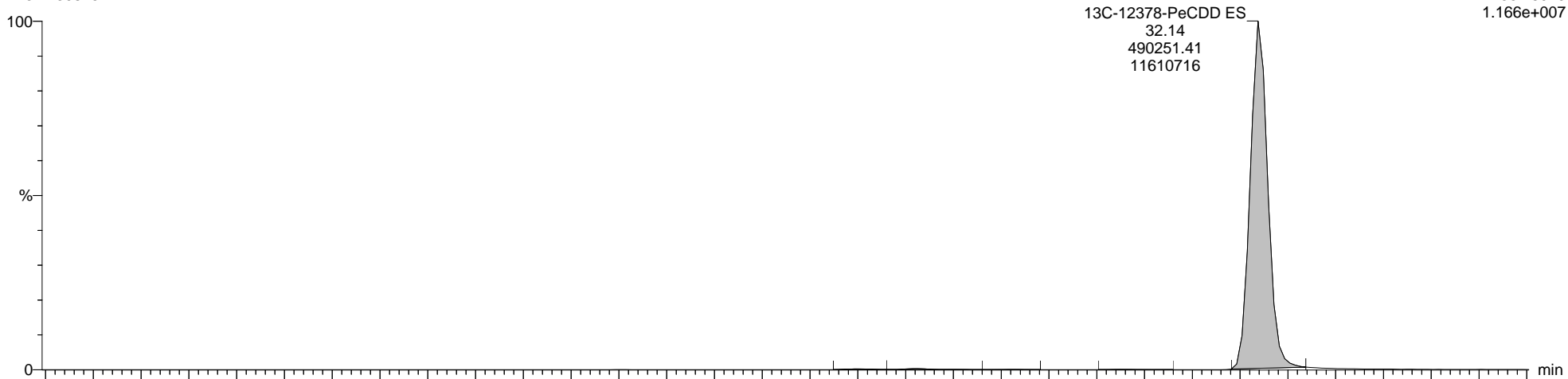
Last Altered: Monday, July 29, 2019 13:40:20 Eastern Daylight Time
Printed: Friday, September 06, 2019 17:11:38 Eastern Daylight Time

Name: 7-190726A22, Date: 27-Jul-2019, Time: 04:18:18, ID: L2308151-1, Description: M23, Vial: Tray1:18

13C-12378-PeCDD ES

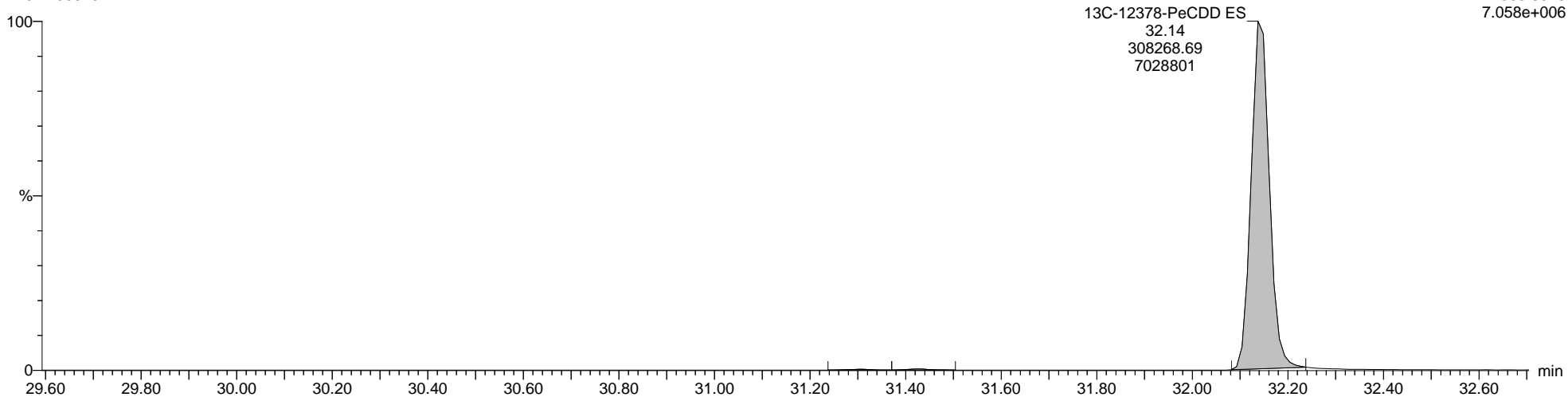
7-190726A22 Smooth(SG,1x1)
M23 L2308151-1

F2:Voltage SIR,EI+
367.8949
1.166e+007



7-190726A22 Smooth(SG,1x1)
M23 L2308151-1

F2:Voltage SIR,EI+
365.8978
7.058e+006



Quantify Sample Report

MassLynx MassLynx V4.1 SCN 901

Dataset: C:\MassLynx\Dioxin.PRO\Result Files\7-190726A2-Q2-0729TP.qld

Last Altered: Monday, July 29, 2019 13:40:20 Eastern Daylight Time

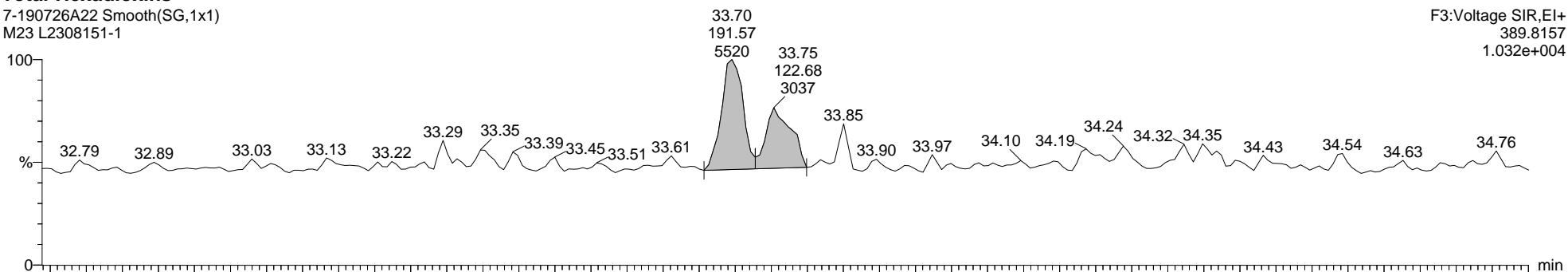
Printed: Friday, September 06, 2019 17:11:38 Eastern Daylight Time

Name: 7-190726A22, Date: 27-Jul-2019, Time: 04:18:18, ID: L2308151-1, Description: M23, Vial: Tray1:18

Total-Hexadioxins

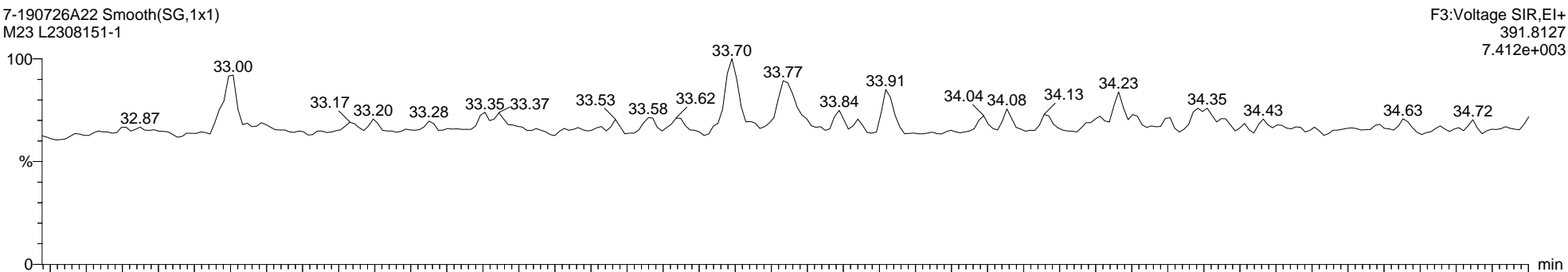
7-190726A22 Smooth(SG,1x1)
M23 L2308151-1

F3:Voltage SIR,EI+
389.8157
1.032e+004



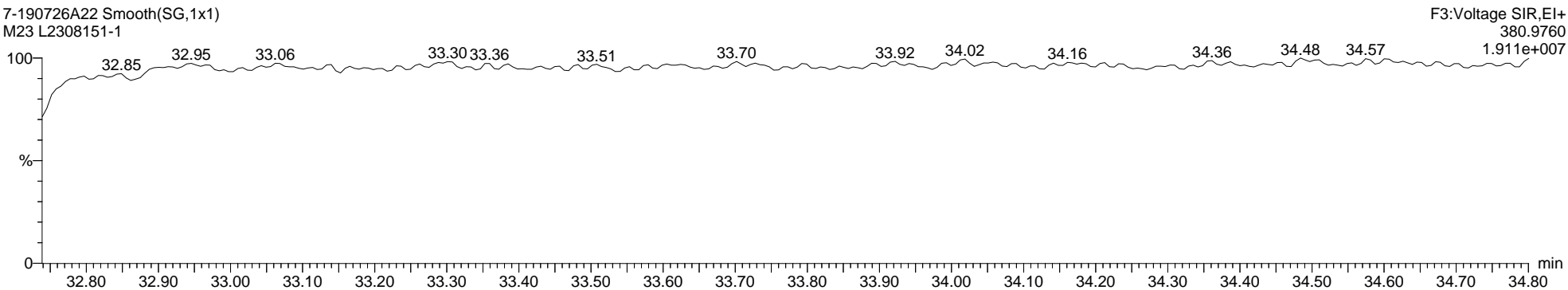
7-190726A22 Smooth(SG,1x1)
M23 L2308151-1

F3:Voltage SIR,EI+
391.8127
7.412e+003



7-190726A22 Smooth(SG,1x1)
M23 L2308151-1

F3:Voltage SIR,EI+
380.9760
1.911e+007



Dataset: C:\MassLynx\Dioxin.PRO\Result Files\7-190726A2-Q2-0729TP.qld

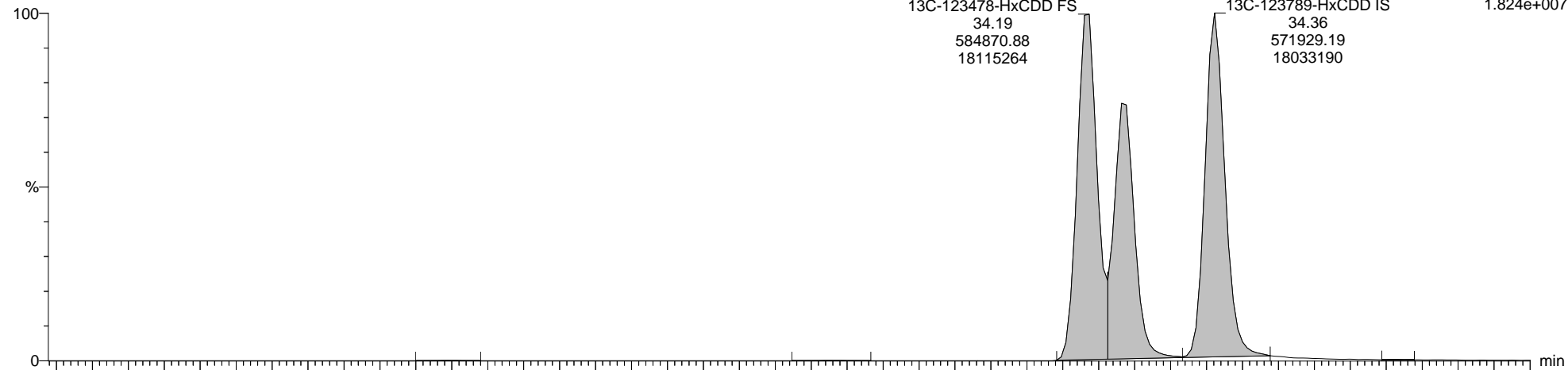
Last Altered: Monday, July 29, 2019 13:40:20 Eastern Daylight Time

Printed: Friday, September 06, 2019 17:11:38 Eastern Daylight Time

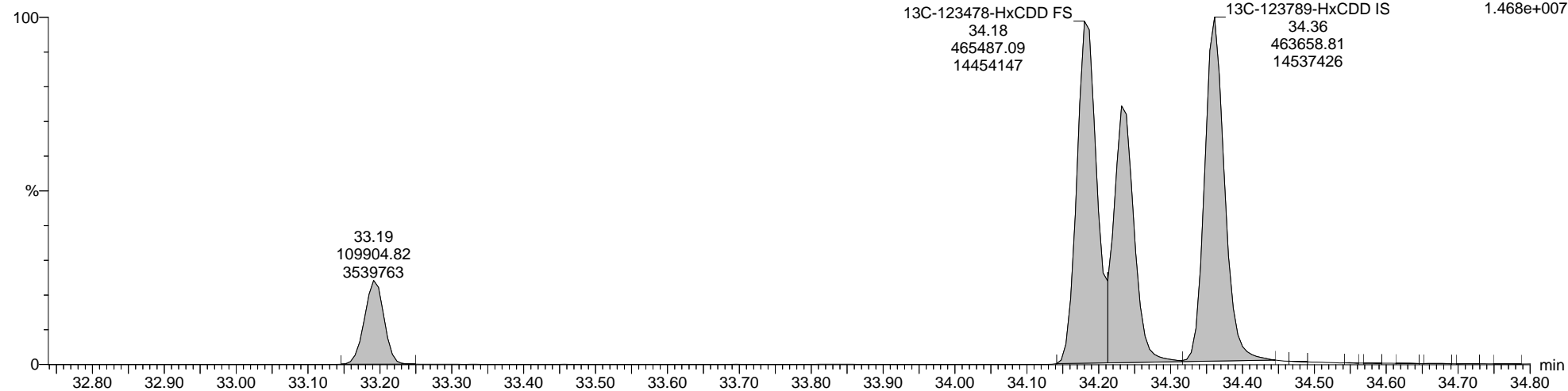
Name: 7-190726A22, Date: 27-Jul-2019, Time: 04:18:18, ID: L2308151-1, Description: M23, Vial: Tray1:18

13C-123678-HxCDD ES

7-190726A22 Smooth(SG,1x1)
M23 L2308151-1



7-190726A22 Smooth(SG,1x1)
M23 L2308151-1



Quantify Sample Report MassLynx MassLynx V4.1 SCN 901

Dataset: C:\MassLynx\Dioxin.PRO\Result Files\7-190726A2-Q2-0729TP.qld

Last Altered: Monday, July 29, 2019 13:40:20 Eastern Daylight Time

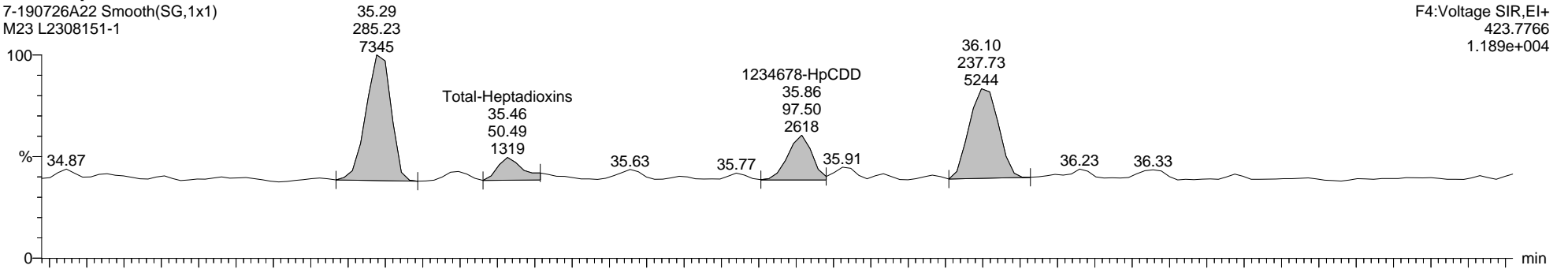
Printed: Friday, September 06, 2019 17:11:38 Eastern Daylight Time

Name: 7-190726A22, Date: 27-Jul-2019, Time: 04:18:18, ID: L2308151-1, Description: M23, Vial: Tray1:18

Total-Heptadioxins

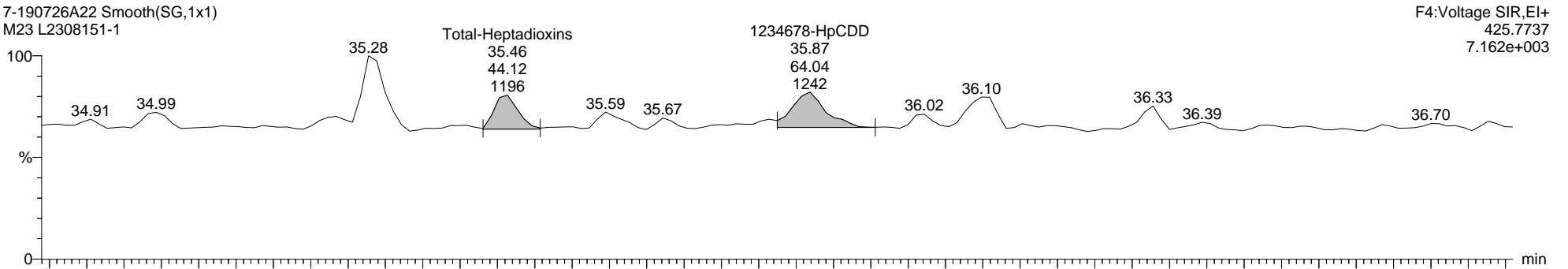
7-190726A22 Smooth(SG,1x1)
M23 L2308151-1

F4:Voltage SIR,EI+
423.7766
1.189e+004



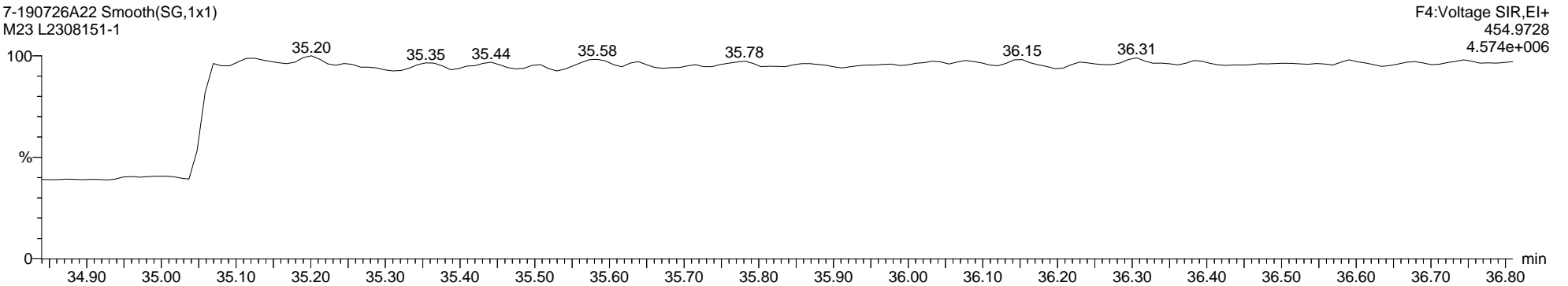
7-190726A22 Smooth(SG,1x1)
M23 L2308151-1

F4:Voltage SIR,EI+
425.7737
7.162e+003



7-190726A22 Smooth(SG,1x1)
M23 L2308151-1

F4:Voltage SIR,EI+
454.9728
4.574e+006



Quantify Sample Report MassLynx MassLynx V4.1 SCN 901

Dataset: C:\MassLynx\Dioxin.PRO\Result Files\7-190726A2-Q2-0729TP.qld

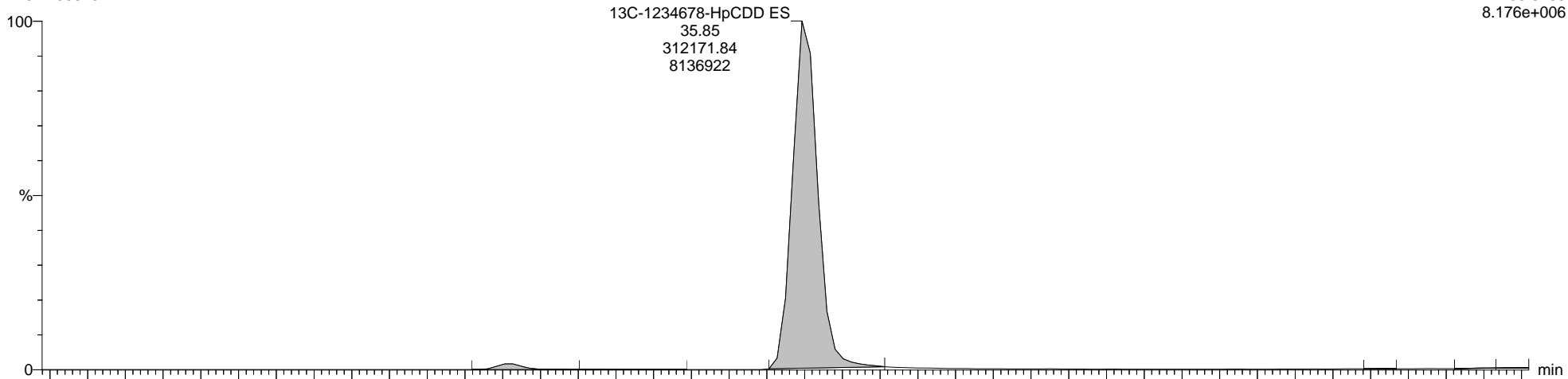
Last Altered: Monday, July 29, 2019 13:40:20 Eastern Daylight Time
Printed: Friday, September 06, 2019 17:11:38 Eastern Daylight Time

Name: 7-190726A22, Date: 27-Jul-2019, Time: 04:18:18, ID: L2308151-1, Description: M23, Vial: Tray1:18

13C-1234678-HpCDD ES

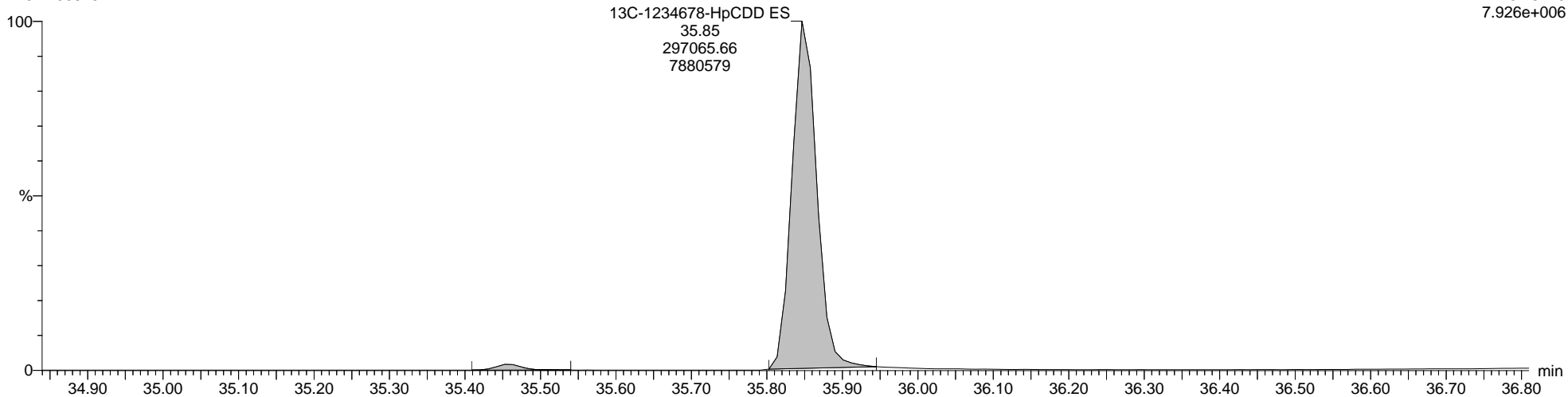
7-190726A22 Smooth(SG,1x1)
M23 L2308151-1

F4:Voltage SIR,EI+
435.8169
8.176e+006



7-190726A22 Smooth(SG,1x1)
M23 L2308151-1

F4:Voltage SIR,EI+
437.8140
7.926e+006



Quantify Sample Report

MassLynx MassLynx V4.1 SCN 901

Dataset: C:\MassLynx\Dioxin.PRO\Result Files\7-190726A2-Q2-0729TP.qld

Last Altered: Monday, July 29, 2019 13:40:20 Eastern Daylight Time

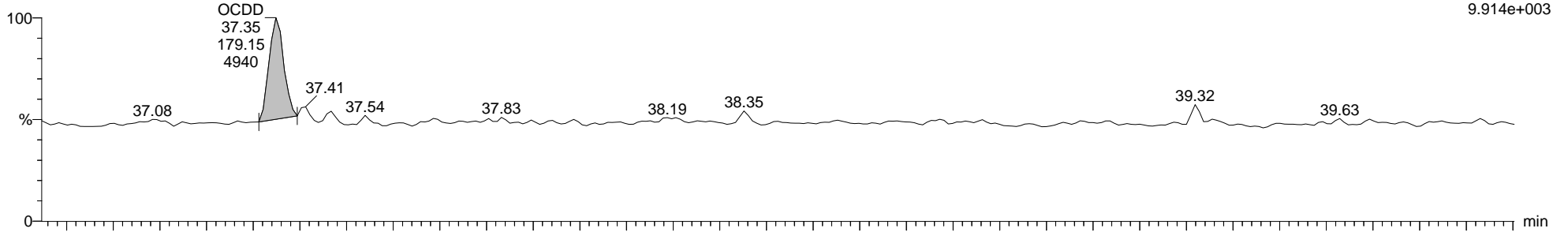
Printed: Friday, September 06, 2019 17:11:38 Eastern Daylight Time

Name: 7-190726A22, Date: 27-Jul-2019, Time: 04:18:18, ID: L2308151-1, Description: M23, Vial: Tray1:18

Total-OCDD

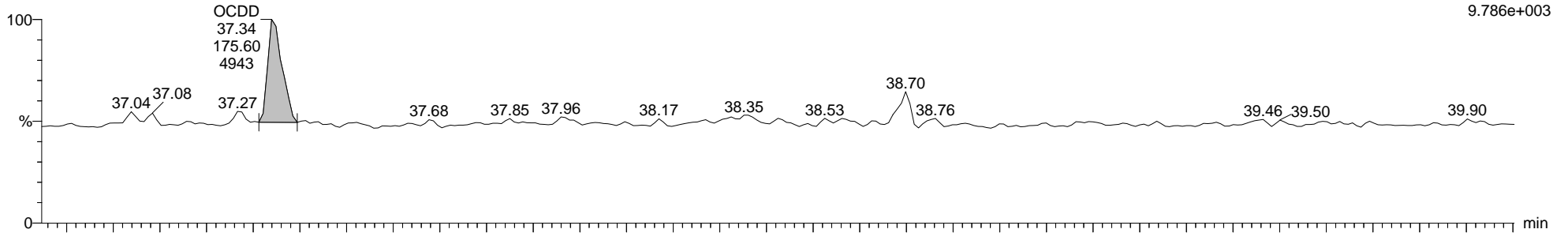
7-190726A22 Smooth(SG,1x1)
M23 L2308151-1

F5:Voltage SIR,EI+
457.7377
9.914e+003



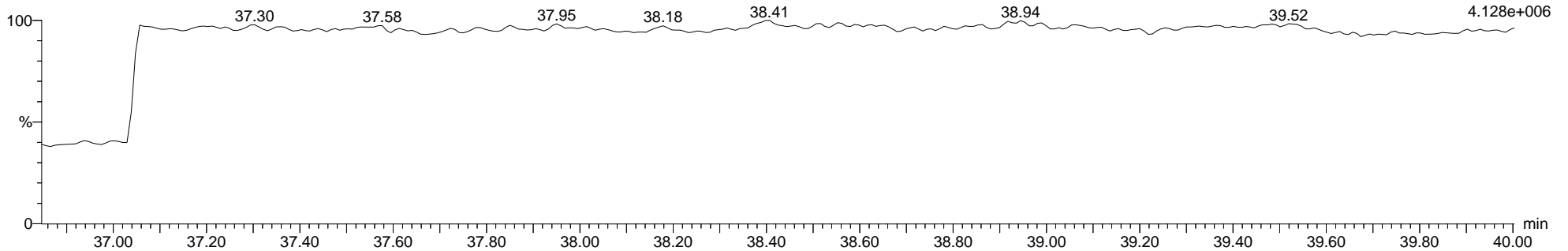
7-190726A22 Smooth(SG,1x1)
M23 L2308151-1

F5:Voltage SIR,EI+
459.7348
9.786e+003



7-190726A22 Smooth(SG,1x1)
M23 L2308151-1

F5:Voltage SIR,EI+
454.9728
4.128e+006



Quantify Sample Report MassLynx MassLynx V4.1 SCN 901

Dataset: C:\MassLynx\Dioxin.PRO\Result Files\7-190726A2-Q2-0729TP.qld


Last Altered: Monday, July 29, 2019 13:40:20 Eastern Daylight Time
Printed: Friday, September 06, 2019 17:11:38 Eastern Daylight Time

Name: 7-190726A22, Date: 27-Jul-2019, Time: 04:18:18, ID: L2308151-1, Description: M23, Vial: Tray1:18

13C-OCDD ES

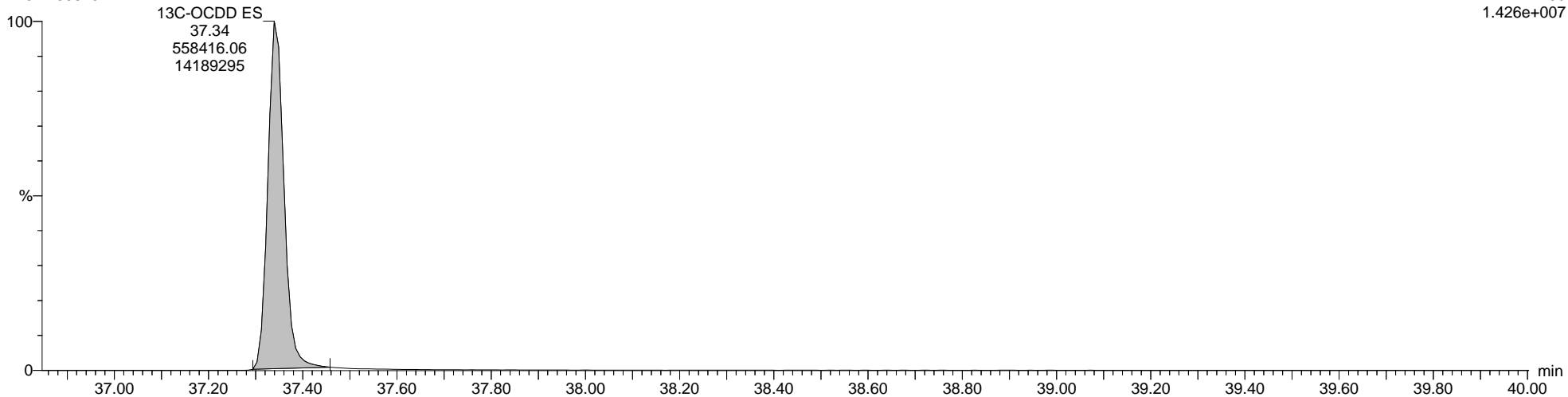
7-190726A22 Smooth(SG,1x1)
M23 L2308151-1

F5:Voltage SIR,EI+
469.7779
1.260e+007



7-190726A22 Smooth(SG,1x1)
M23 L2308151-1

F5:Voltage SIR,EI+
471.7750
1.426e+007



Quantify Sample Report MassLynx MassLynx V4.1 SCN 901

Dataset: C:\MassLynx\Dioxin.PRO\Result Files\7-190726A2-Q2-0729TP.qld

Last Altered: Monday, July 29, 2019 13:40:20 Eastern Daylight Time

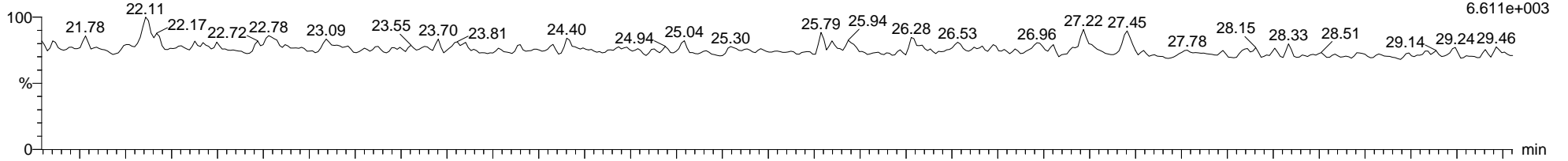
Printed: Friday, September 06, 2019 17:11:38 Eastern Daylight Time

Name: 7-190726A22, Date: 27-Jul-2019, Time: 04:18:18, ID: L2308151-1, Description: M23, Vial: Tray1:18

Total-Tetrafurans

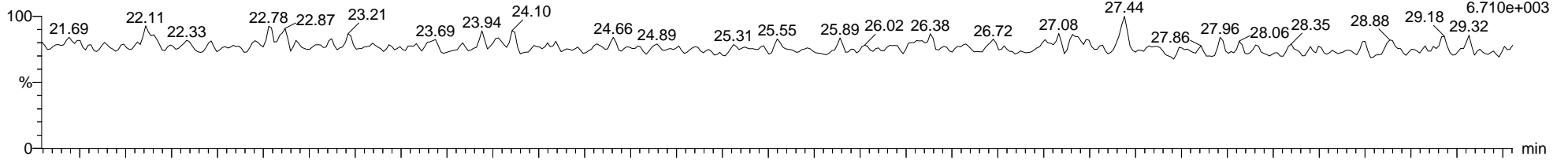
7-190726A22 Smooth(SG,1x1)
M23 L2308151-1

F1:Voltage SIR,EI+
303.9016
6.611e+003



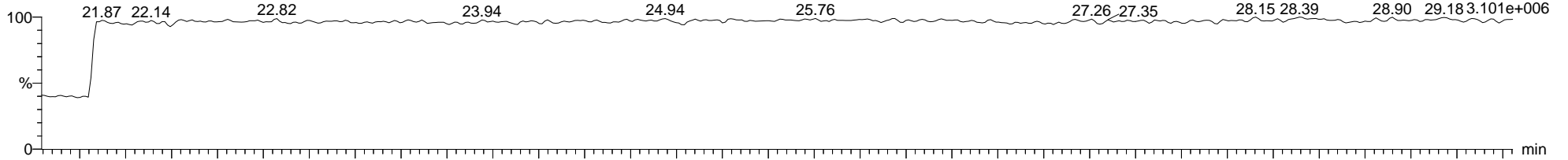
7-190726A22 Smooth(SG,1x1)
M23 L2308151-1

F1:Voltage SIR,EI+
305.8987
6.710e+003



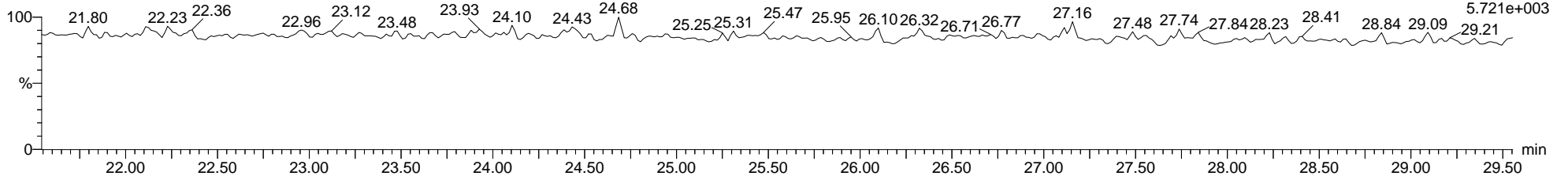
7-190726A22 Smooth(SG,1x1)
M23 L2308151-1

F1:Voltage SIR,EI+
316.9824
3.101e+006



7-190726A22 Smooth(SG,1x1)
M23 L2308151-1

F1:Voltage SIR,EI+
375.8364
5.721e+003



Dataset: C:\MassLynx\Dioxin.PRO\Result Files\7-190726A2-Q2-0729TP.qld

Last Altered: Monday, July 29, 2019 13:40:20 Eastern Daylight Time

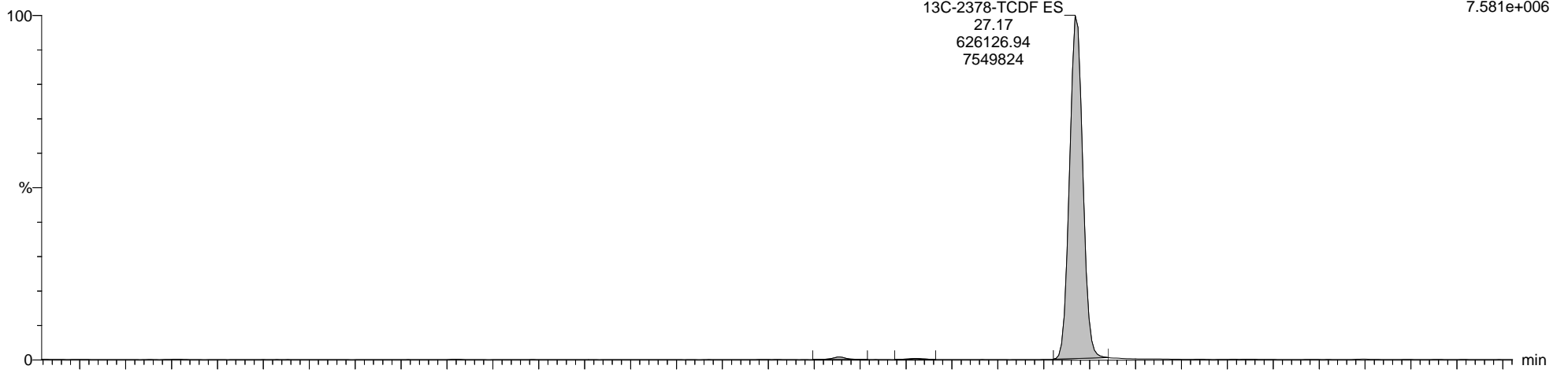
Printed: Friday, September 06, 2019 17:11:38 Eastern Daylight Time

Name: 7-190726A22, Date: 27-Jul-2019, Time: 04:18:18, ID: L2308151-1, Description: M23, Vial: Tray1:18

13C-2378-TCDF ES

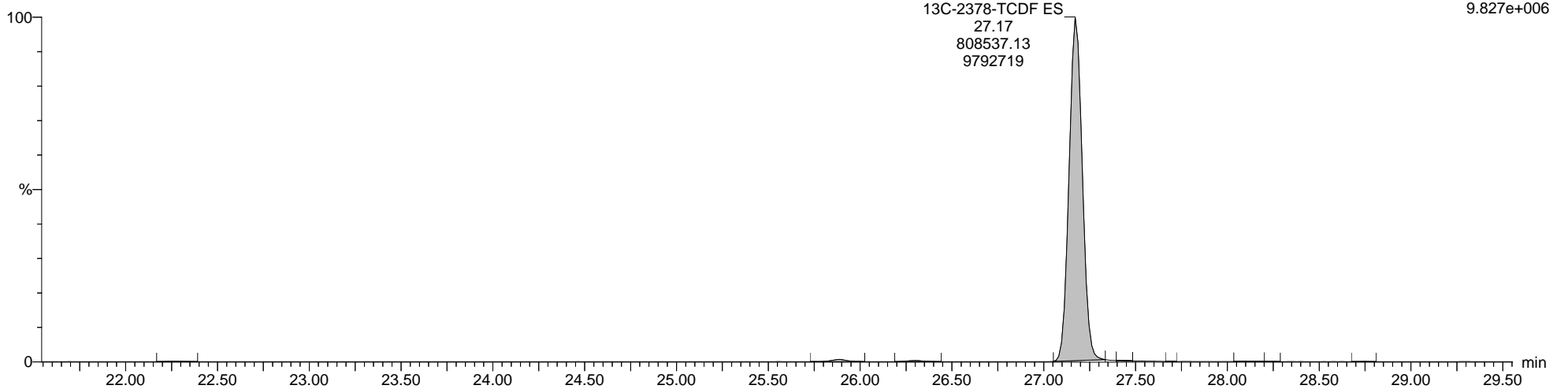
7-190726A22 Smooth(SG,1x1)
M23 L2308151-1

F1:Voltage SIR,EI+
315.9419
7.581e+006



7-190726A22 Smooth(SG,1x1)
M23 L2308151-1

F1:Voltage SIR,EI+
317.9389
9.827e+006



Quantify Sample Report MassLynx MassLynx V4.1 SCN 901

Dataset: C:\MassLynx\Dioxin.PRO\Result Files\7-190726A2-Q2-0729TP.qld

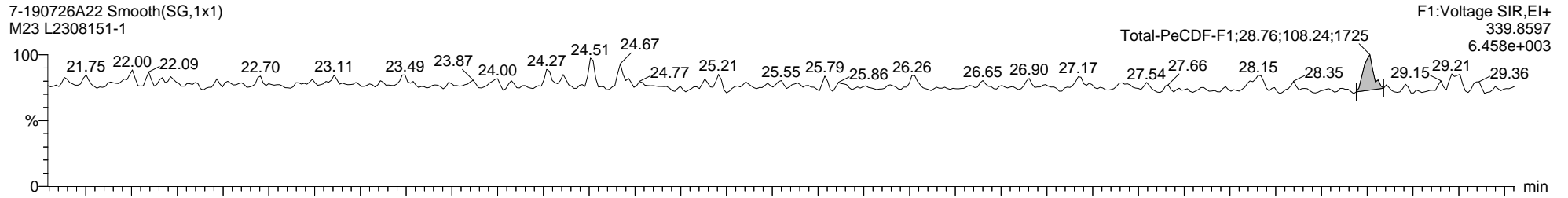
Last Altered: Monday, July 29, 2019 13:40:20 Eastern Daylight Time

Printed: Friday, September 06, 2019 17:11:38 Eastern Daylight Time

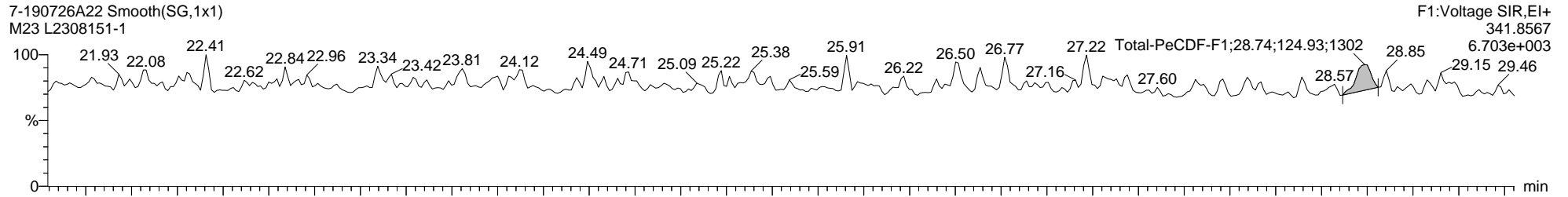
Name: 7-190726A22, Date: 27-Jul-2019, Time: 04:18:18, ID: L2308151-1, Description: M23, Vial: Tray1:18

Total-PeCDF-F1

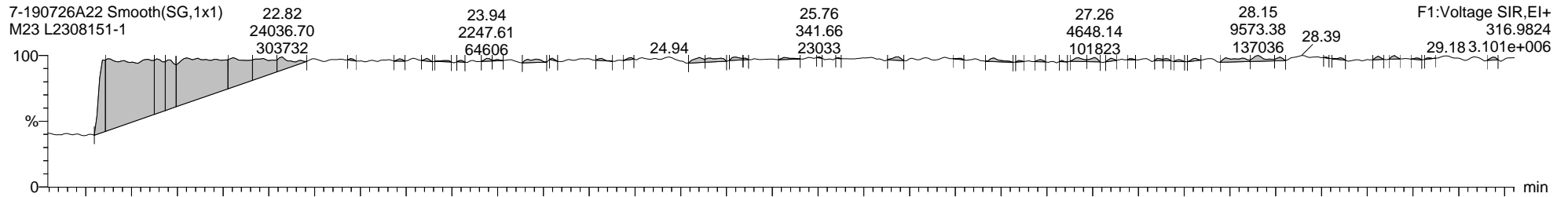
7-190726A22 Smooth(SG,1x1)
M23 L2308151-1



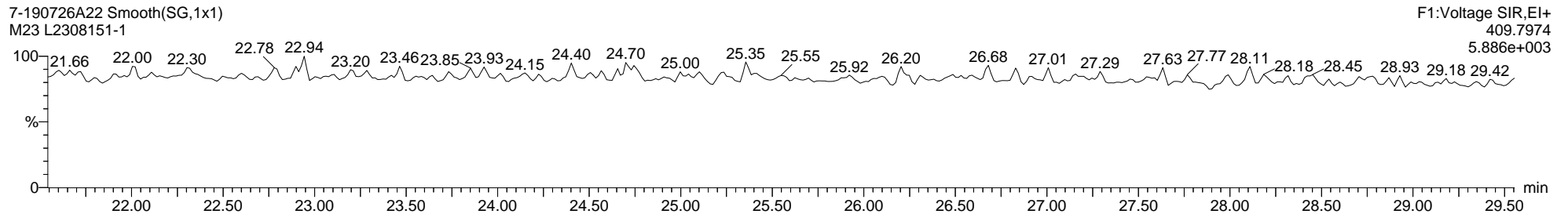
7-190726A22 Smooth(SG,1x1)
M23 L2308151-1



7-190726A22 Smooth(SG,1x1)
M23 L2308151-1



7-190726A22 Smooth(SG,1x1)
M23 L2308151-1



Quantify Sample Report MassLynx MassLynx V4.1 SCN 901

Dataset: C:\MassLynx\Dioxin.PRO\Result Files\7-190726A2-Q2-0729TP.qld

Last Altered: Monday, July 29, 2019 13:40:20 Eastern Daylight Time

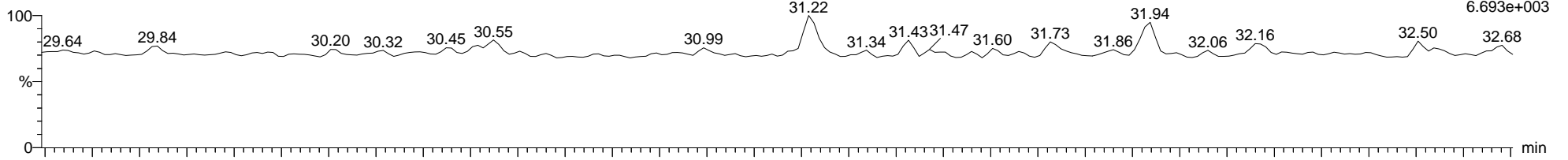
Printed: Friday, September 06, 2019 17:11:38 Eastern Daylight Time

Name: 7-190726A22, Date: 27-Jul-2019, Time: 04:18:18, ID: L2308151-1, Description: M23, Vial: Tray1:18

Total-Pentafurans

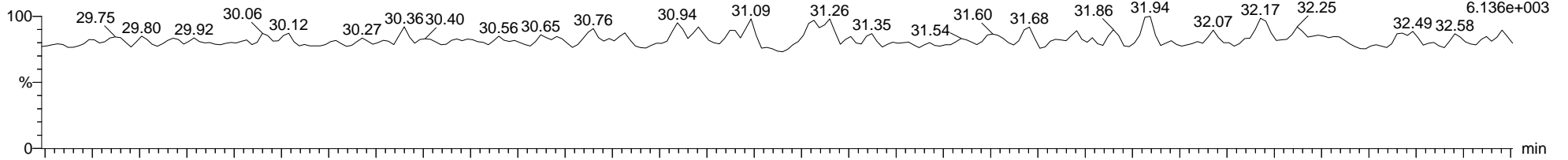
7-190726A22 Smooth(SG,1x1)
M23 L2308151-1

F2:Voltage SIR,EI+
339.8597
6.693e+003



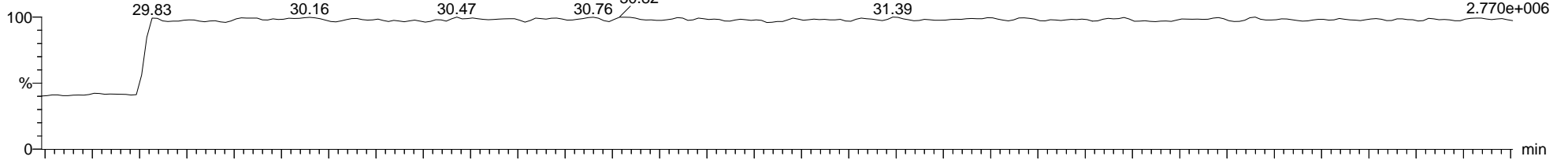
7-190726A22 Smooth(SG,1x1)
M23 L2308151-1

F2:Voltage SIR,EI+
341.8567
6.136e+003



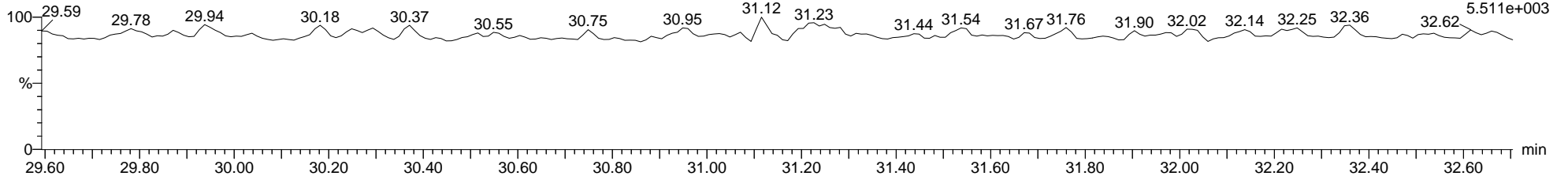
7-190726A22 Smooth(SG,1x1)
M23 L2308151-1

F2:Voltage SIR,EI+
366.9792
2.770e+006



7-190726A22 Smooth(SG,1x1)
M23 L2308151-1

F2:Voltage SIR,EI+
409.7974
5.511e+003



Dataset: C:\MassLynx\Dioxin.PRO\Result Files\7-190726A2-Q2-0729TP.qld

Last Altered: Monday, July 29, 2019 13:40:20 Eastern Daylight Time

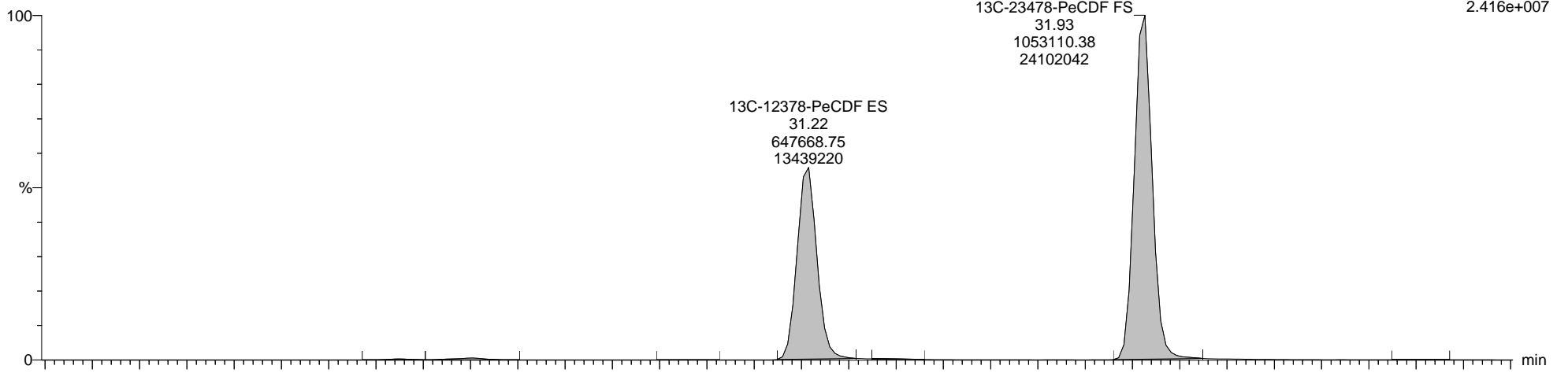
Printed: Friday, September 06, 2019 17:11:38 Eastern Daylight Time

Name: 7-190726A22, Date: 27-Jul-2019, Time: 04:18:18, ID: L2308151-1, Description: M23, Vial: Tray1:18

13C-12378-PeCDF ES

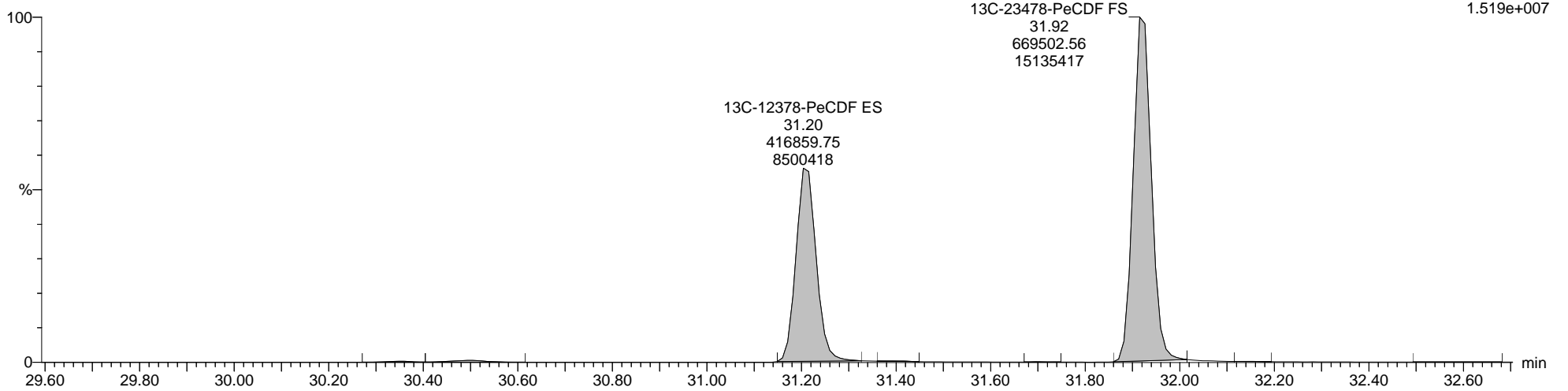
7-190726A22 Smooth(SG,1x1)
M23 L2308151-1

F2:Voltage SIR,EI+
351.9000
2.416e+007



7-190726A22 Smooth(SG,1x1)
M23 L2308151-1

F2:Voltage SIR,EI+
353.8970
1.519e+007



Dataset: C:\MassLynx\Dioxin.PRO\Result Files\7-190726A2-Q2-0729TP.qld

Last Altered: Monday, July 29, 2019 13:40:20 Eastern Daylight Time

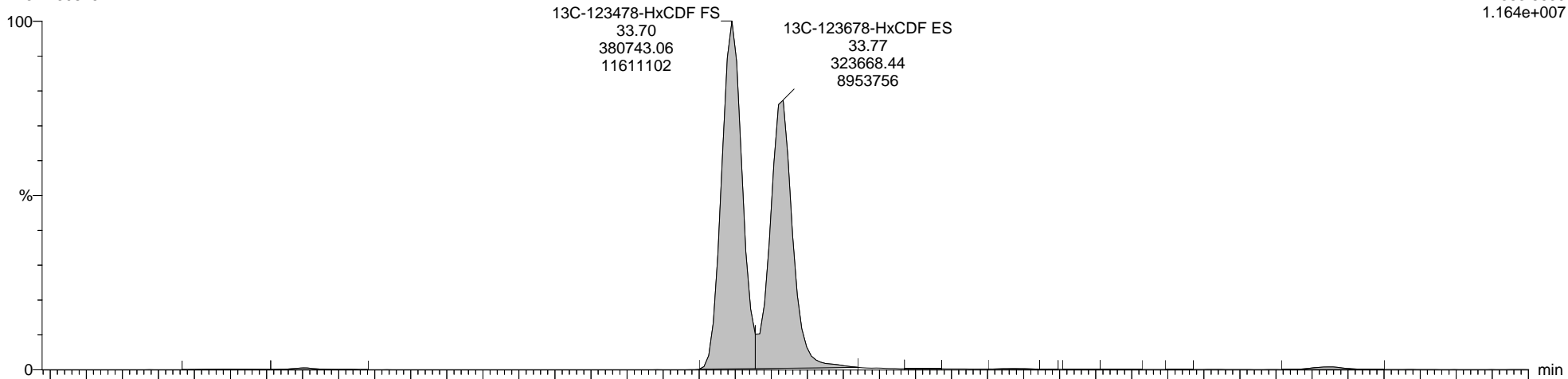
Printed: Friday, September 06, 2019 17:11:38 Eastern Daylight Time

Name: 7-190726A22, Date: 27-Jul-2019, Time: 04:18:18, ID: L2308151-1, Description: M23, Vial: Tray1:18

13C-123678-HxCDF ES

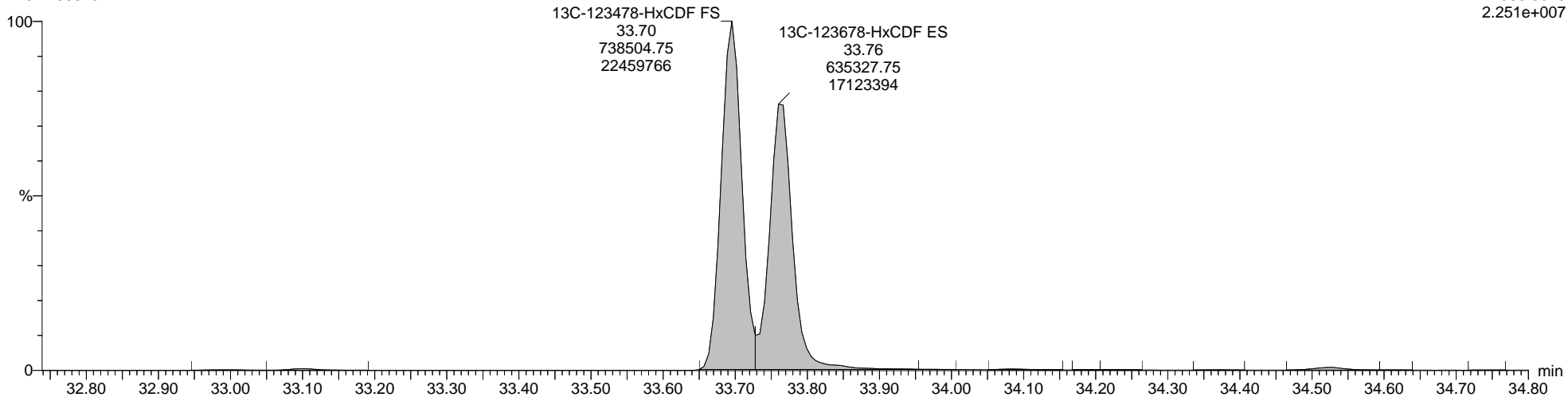
7-190726A22 Smooth(SG,1x1)
M23 L2308151-1

F3:Voltage SIR,EI+
383.8639
1.164e+007



7-190726A22 Smooth(SG,1x1)
M23 L2308151-1

F3:Voltage SIR,EI+
385.8610
2.251e+007



Quantify Sample Report MassLynx MassLynx V4.1 SCN 901

Dataset: C:\MassLynx\Dioxin.PRO\Result Files\7-190726A2-Q2-0729TP.qld

Last Altered: Monday, July 29, 2019 13:40:20 Eastern Daylight Time

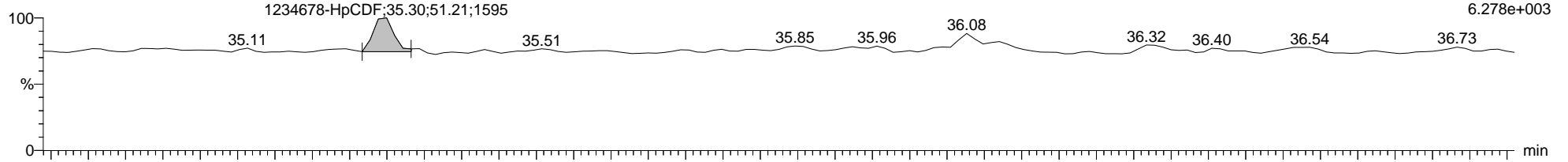
Printed: Friday, September 06, 2019 17:11:38 Eastern Daylight Time

Name: 7-190726A22, Date: 27-Jul-2019, Time: 04:18:18, ID: L2308151-1, Description: M23, Vial: Tray1:18

Total-Heptafurans

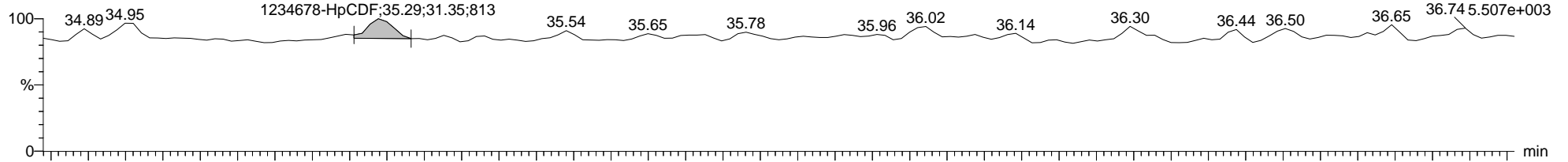
7-190726A22 Smooth(SG,1x1)
M23 L2308151-1

F4:Voltage SIR,EI+
409.7789
6.278e+003



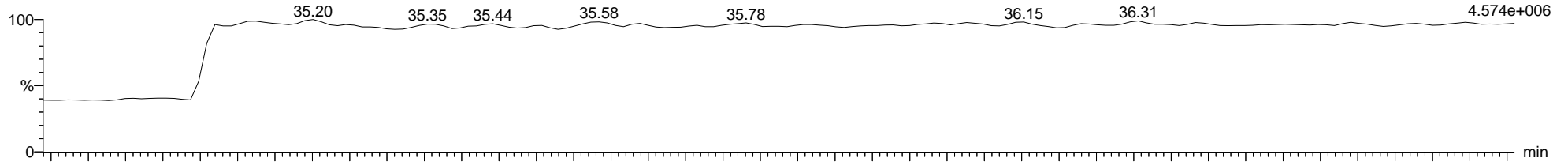
7-190726A22 Smooth(SG,1x1)
M23 L2308151-1

F4:Voltage SIR,EI+
411.7759
5.507e+003



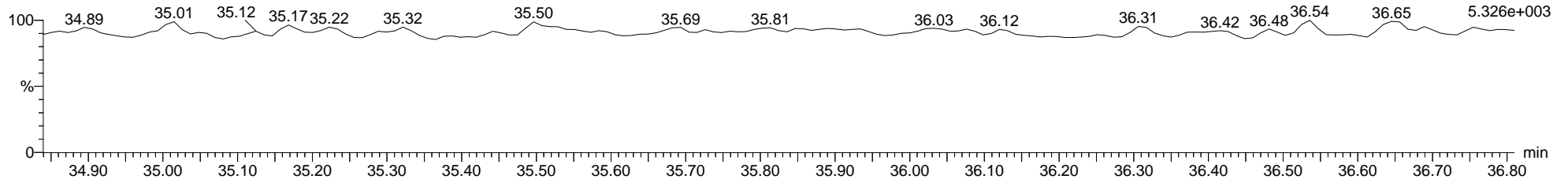
7-190726A22 Smooth(SG,1x1)
M23 L2308151-1

F4:Voltage SIR,EI+
454.9728
4.574e+006



7-190726A22 Smooth(SG,1x1)
M23 L2308151-1

F4:Voltage SIR,EI+
479.7165
5.326e+003



Quantify Sample Report MassLynx MassLynx V4.1 SCN 901

Dataset: C:\MassLynx\Dioxin.PRO\Result Files\7-190726A2-Q2-0729TP.qld

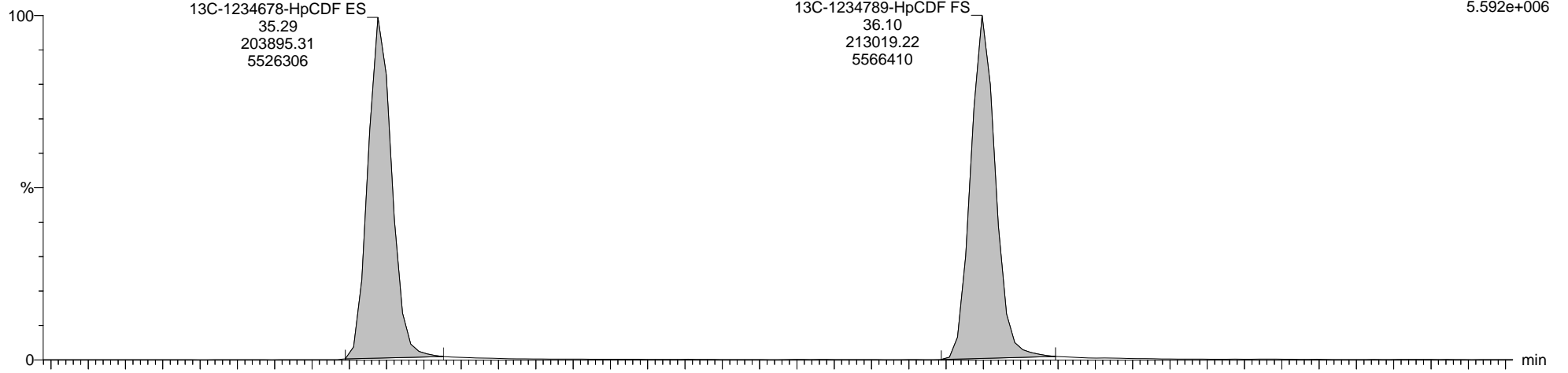
Last Altered: Monday, July 29, 2019 13:40:20 Eastern Daylight Time
Printed: Friday, September 06, 2019 17:11:38 Eastern Daylight Time

Name: 7-190726A22, Date: 27-Jul-2019, Time: 04:18:18, ID: L2308151-1, Description: M23, Vial: Tray1:18

13C-1234678-HpCDF ES

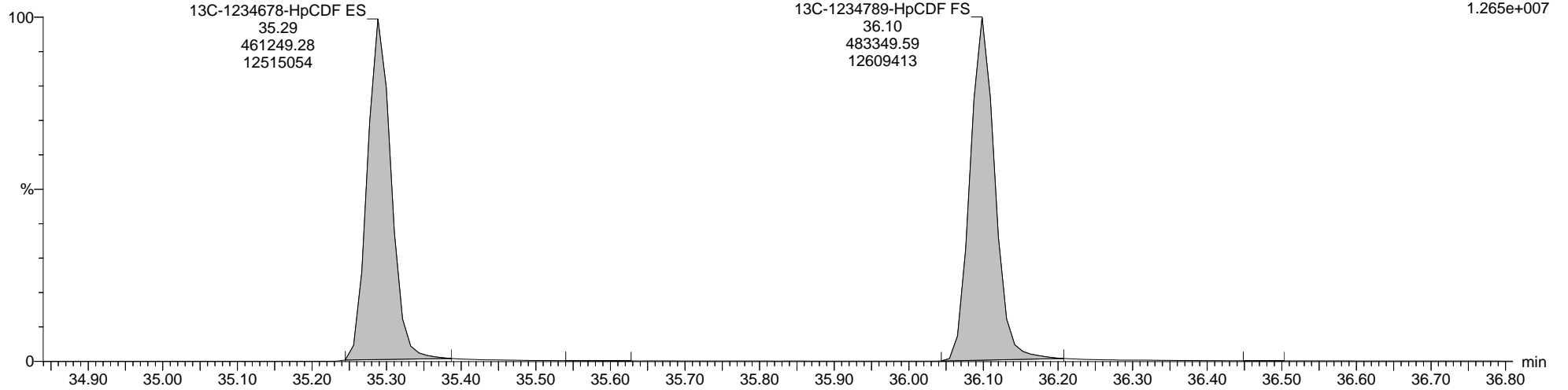
7-190726A22 Smooth(SG,1x1)
M23 L2308151-1

F4:Voltage SIR,EI+
417.8253
5.592e+006



7-190726A22 Smooth(SG,1x1)
M23 L2308151-1

F4:Voltage SIR,EI+
419.8220
1.265e+007



Quantify Sample Report MassLynx MassLynx V4.1 SCN 901

Dataset: C:\MassLynx\Dioxin.PRO\Result Files\7-190726A2-Q2-0729TP.qld

Last Altered: Monday, July 29, 2019 13:40:20 Eastern Daylight Time

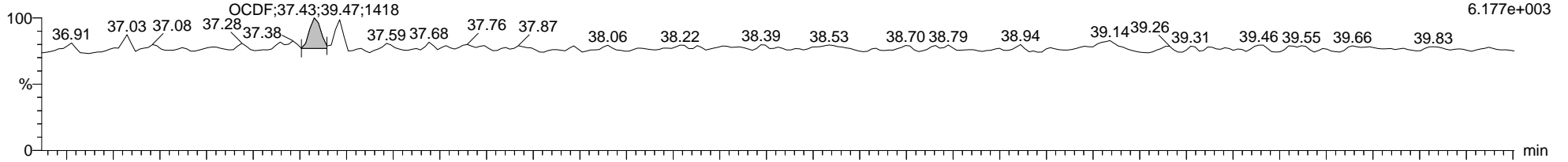
Printed: Friday, September 06, 2019 17:11:38 Eastern Daylight Time

Name: 7-190726A22, Date: 27-Jul-2019, Time: 04:18:18, ID: L2308151-1, Description: M23, Vial: Tray1:18

Totals-OCDF

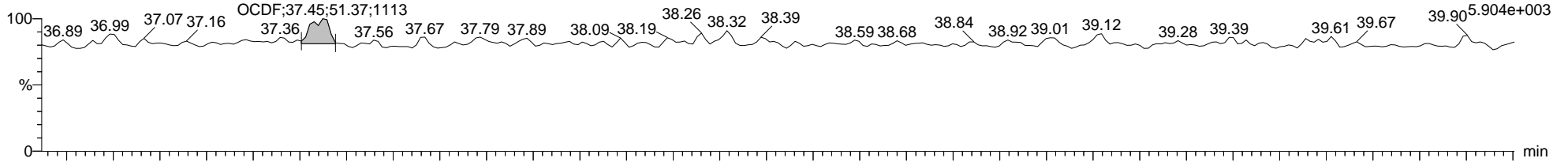
7-190726A22 Smooth(SG,1x1)
M23 L2308151-1

F5:Voltage SIR,EI+
441.7428
6.177e+003



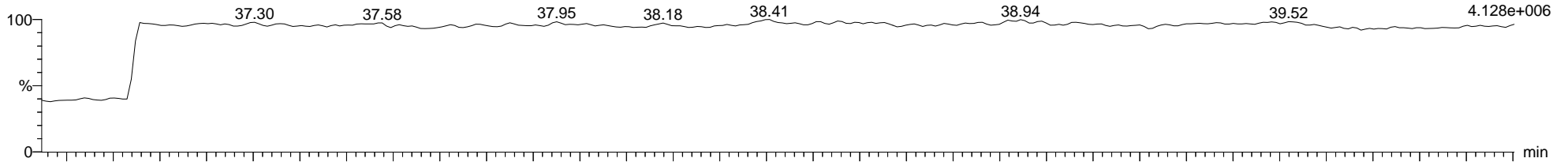
7-190726A22 Smooth(SG,1x1)
M23 L2308151-1

F5:Voltage SIR,EI+
443.7398
5.904e+003



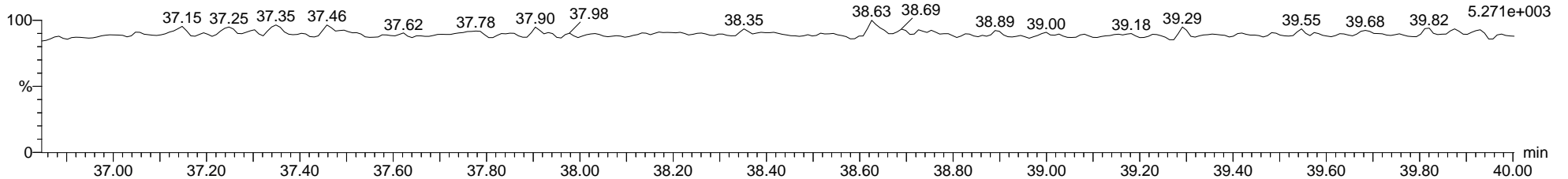
7-190726A22 Smooth(SG,1x1)
M23 L2308151-1

F5:Voltage SIR,EI+
454.9728
4.128e+006



7-190726A22 Smooth(SG,1x1)
M23 L2308151-1

F5:Voltage SIR,EI+
513.6775
5.271e+003



Quantify Sample Report MassLynx MassLynx V4.1 SCN 901

Dataset: C:\MassLynx\Dioxin.PRO\Result Files\7-190726A2-Q2-0729TP.qld

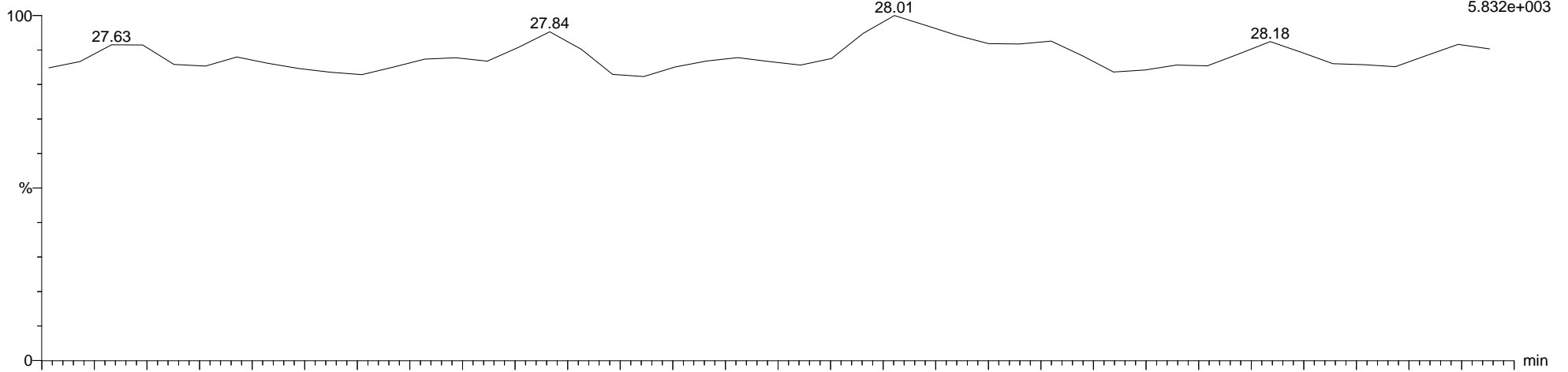
Last Altered: Monday, July 29, 2019 13:40:20 Eastern Daylight Time
Printed: Friday, September 06, 2019 17:11:38 Eastern Daylight Time

Name: 7-190726A23, Date: 27-Jul-2019, Time: 05:00:26, ID: L2308151-2, Description: M23, Vial: Tray1:19

2378-TCDD

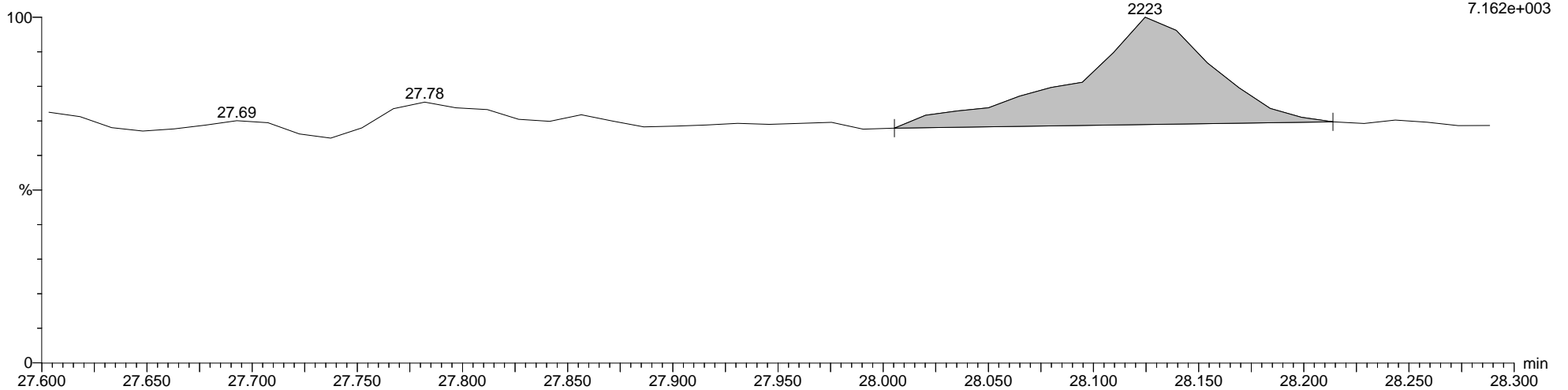
7-190726A23 Smooth(SG,1x1)
M23 L2308151-2

F1:Voltage SIR,EI+
319.8965
5.832e+003



7-190726A23 Smooth(SG,1x1)
M23 L2308151-2

F1:Voltage SIR,EI+
321.8936
7.162e+003



Quantify Sample Report MassLynx MassLynx V4.1 SCN 901

Dataset: C:\MassLynx\Dioxin.PRO\Result Files\7-190726A2-Q2-0729TP.qld

Last Altered: Monday, July 29, 2019 13:40:20 Eastern Daylight Time

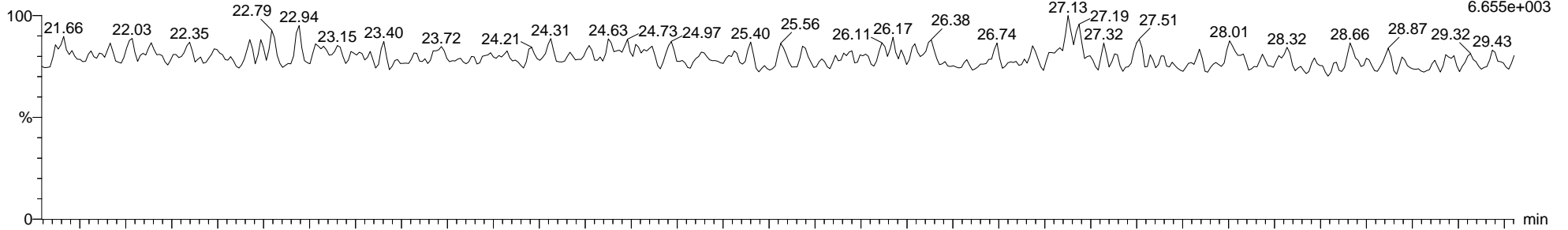
Printed: Friday, September 06, 2019 17:11:38 Eastern Daylight Time

Name: 7-190726A23, Date: 27-Jul-2019, Time: 05:00:26, ID: L2308151-2, Description: M23, Vial: Tray1:19

Total-Tetradoxins

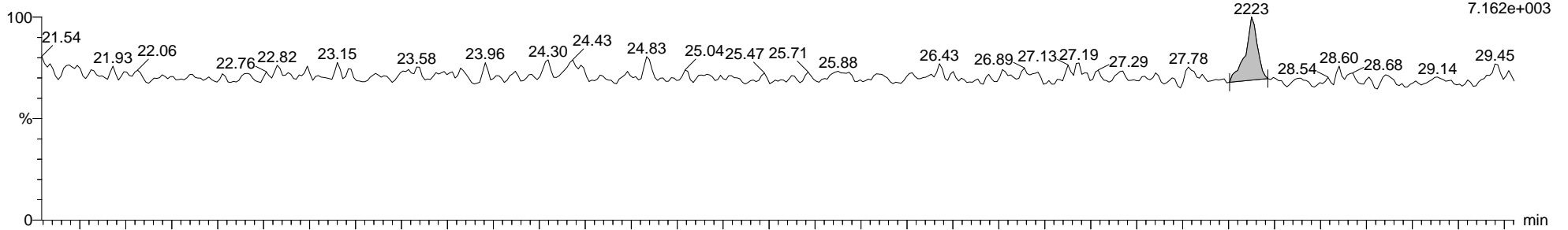
7-190726A23 Smooth(SG,1x1)
M23 L2308151-2

F1:Voltage SIR,EI+
319.8965
6.655e+003



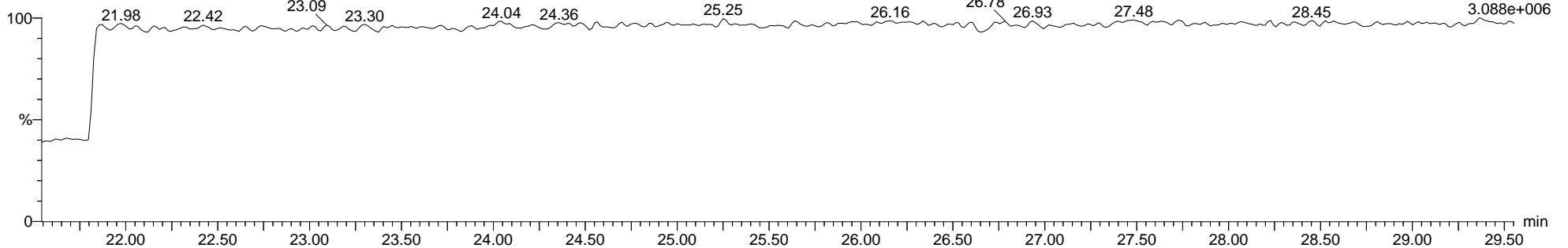
7-190726A23 Smooth(SG,1x1)
M23 L2308151-2

F1:Voltage SIR,EI+
321.8936
7.162e+003



7-190726A23 Smooth(SG,1x1)
M23 L2308151-2

F1:Voltage SIR,EI+
316.9824
3.088e+006



Dataset: C:\MassLynx\Dioxin.PRO\Result Files\7-190726A2-Q2-0729TP.qld

Last Altered: Monday, July 29, 2019 13:40:20 Eastern Daylight Time


Printed: Friday, September 06, 2019 17:11:38 Eastern Daylight Time

Name: 7-190726A23, Date: 27-Jul-2019, Time: 05:00:26, ID: L2308151-2, Description: M23, Vial: Tray1:19

13C-2378-TCDD ES

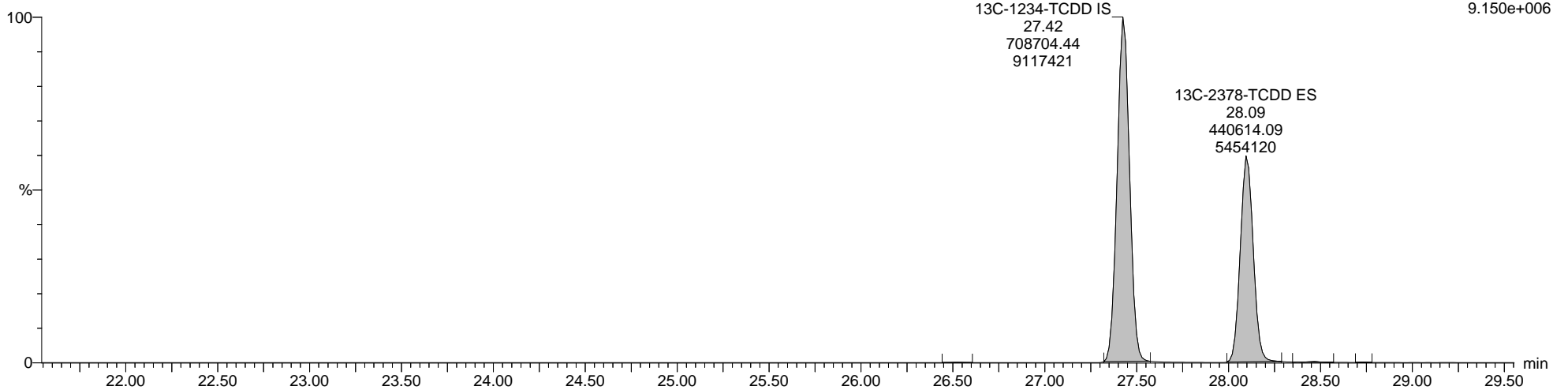
7-190726A23 Smooth(SG,1x1)
M23 L2308151-2

F1:Voltage SIR,EI+
331.9368
7.255e+006



7-190726A23 Smooth(SG,1x1)
M23 L2308151-2

F1:Voltage SIR,EI+
333.9339
9.150e+006



Quantify Sample Report MassLynx MassLynx V4.1 SCN 901

Dataset: C:\MassLynx\Dioxin.PRO\Result Files\7-190726A2-Q2-0729TP.qld


Last Altered: Monday, July 29, 2019 13:40:20 Eastern Daylight Time
Printed: Friday, September 06, 2019 17:11:38 Eastern Daylight Time

Name: 7-190726A23, Date: 27-Jul-2019, Time: 05:00:26, ID: L2308151-2, Description: M23, Vial: Tray1:19

Totals-37Cl-2378-TCDD

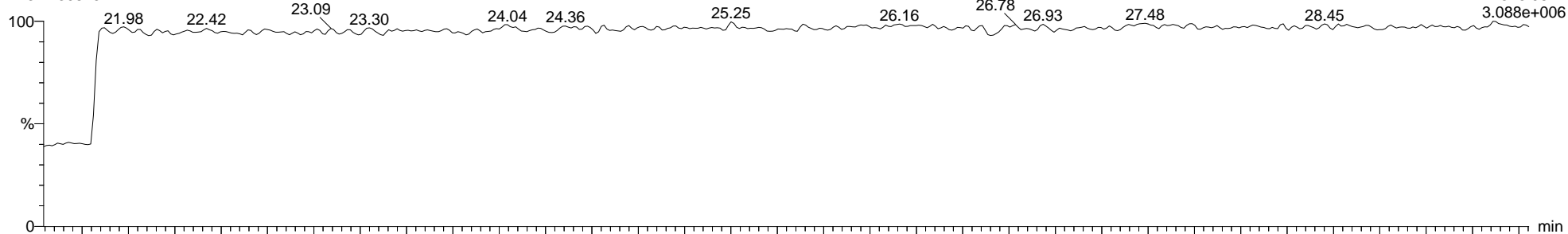
7-190726A23 Smooth(SG,1x1)
M23 L2308151-2

F1:Voltage SIR,EI+
327.8847
1.751e+006



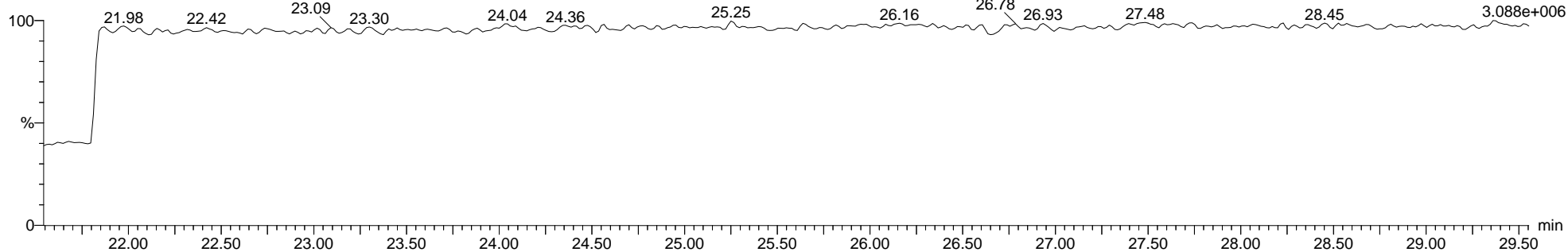
7-190726A23 Smooth(SG,1x1)
M23 L2308151-2

F1:Voltage SIR,EI+
316.9824
3.088e+006



7-190726A23 Smooth(SG,1x1)
M23 L2308151-2

F1:Voltage SIR,EI+
316.9824
3.088e+006



Quantify Sample Report MassLynx MassLynx V4.1 SCN 901

Dataset: C:\MassLynx\Dioxin.PRO\Result Files\7-190726A2-Q2-0729TP.qld

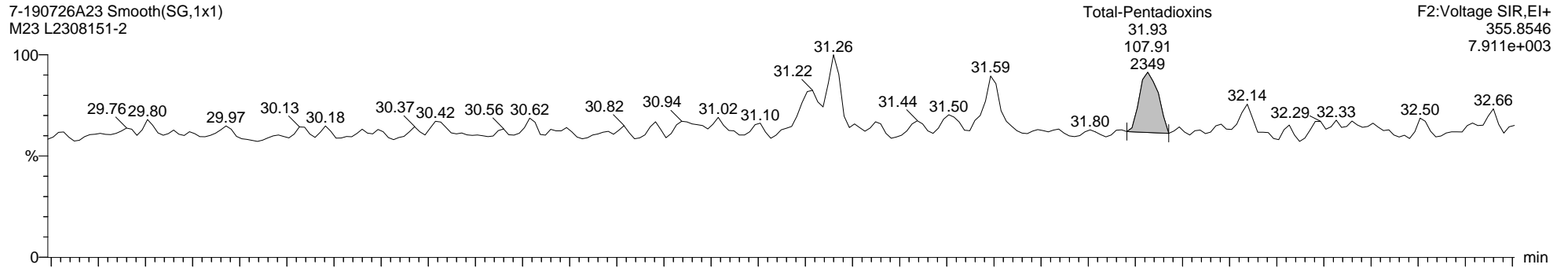
Last Altered: Monday, July 29, 2019 13:40:20 Eastern Daylight Time

Printed: Friday, September 06, 2019 17:11:38 Eastern Daylight Time

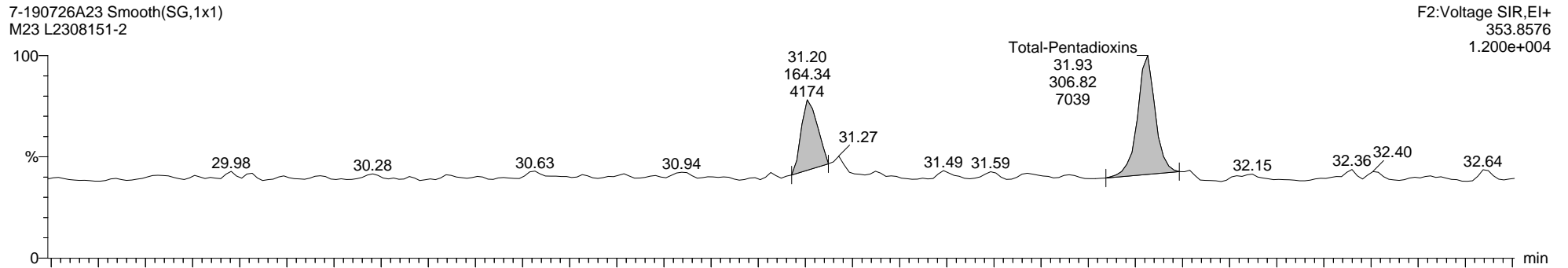
Name: 7-190726A23, Date: 27-Jul-2019, Time: 05:00:26, ID: L2308151-2, Description: M23, Vial: Tray1:19

Total-Pentadioxins

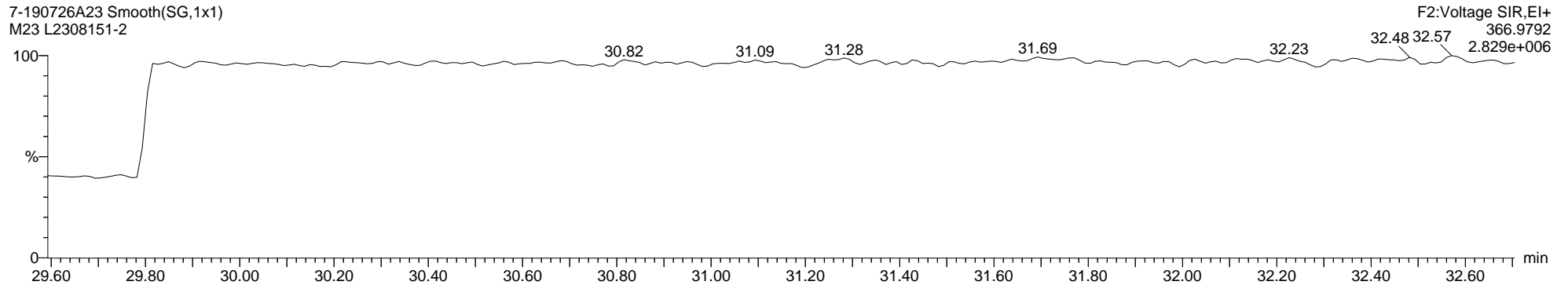
7-190726A23 Smooth(SG,1x1)
M23 L2308151-2



7-190726A23 Smooth(SG,1x1)
M23 L2308151-2



7-190726A23 Smooth(SG,1x1)
M23 L2308151-2



Quantify Sample Report MassLynx MassLynx V4.1 SCN 901

Dataset: C:\MassLynx\Dioxin.PRO\Result Files\7-190726A2-Q2-0729TP.qld

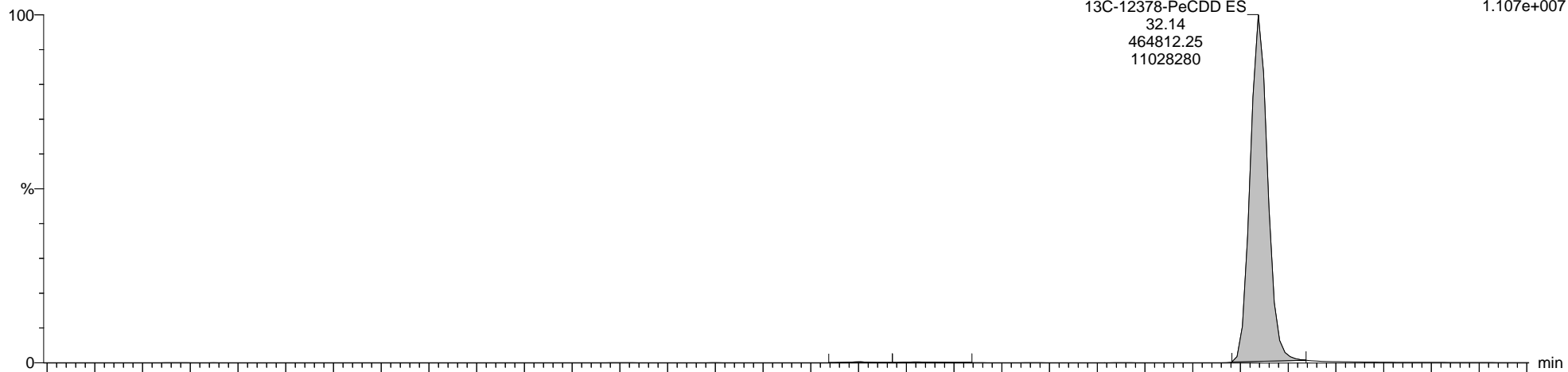
Last Altered: Monday, July 29, 2019 13:40:20 Eastern Daylight Time
Printed: Friday, September 06, 2019 17:11:38 Eastern Daylight Time

Name: 7-190726A23, Date: 27-Jul-2019, Time: 05:00:26, ID: L2308151-2, Description: M23, Vial: Tray1:19

13C-12378-PeCDD ES

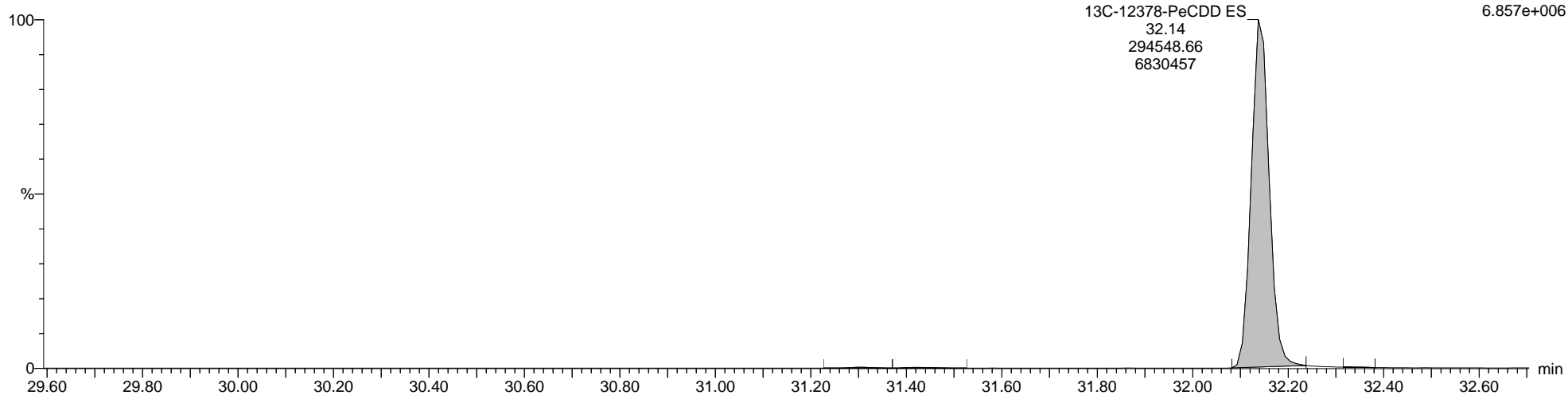
7-190726A23 Smooth(SG,1x1)
M23 L2308151-2

F2:Voltage SIR,EI+
367.8949
1.107e+007



7-190726A23 Smooth(SG,1x1)
M23 L2308151-2

F2:Voltage SIR,EI+
365.8978
6.857e+006



Quantify Sample Report MassLynx MassLynx V4.1 SCN 901

Dataset: C:\MassLynx\Dioxin.PRO\Result Files\7-190726A2-Q2-0729TP.qld

Last Altered: Monday, July 29, 2019 13:40:20 Eastern Daylight Time

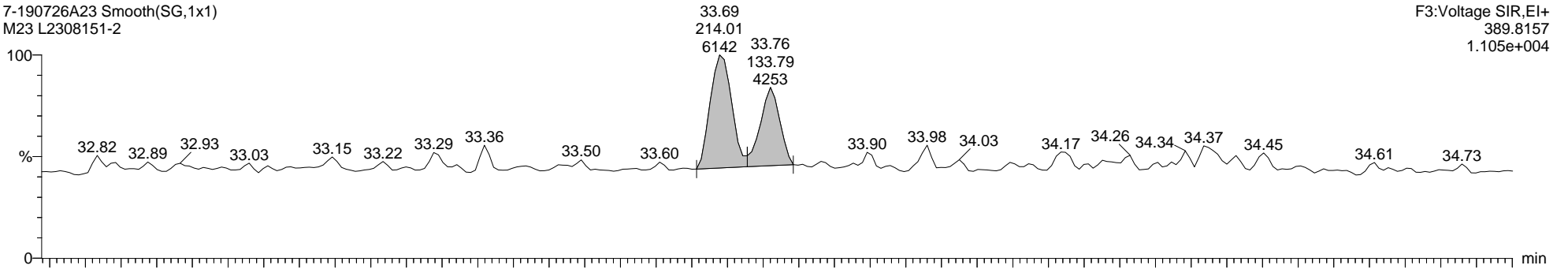
Printed: Friday, September 06, 2019 17:11:38 Eastern Daylight Time

Name: 7-190726A23, Date: 27-Jul-2019, Time: 05:00:26, ID: L2308151-2, Description: M23, Vial: Tray1:19

Total-Hexadioxins

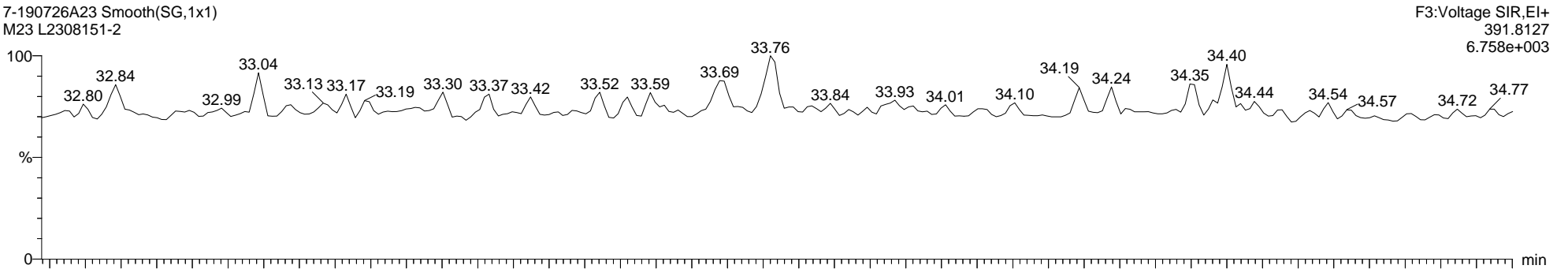
7-190726A23 Smooth(SG,1x1)
M23 L2308151-2

F3:Voltage SIR,EI+
389.8157
1.105e+004



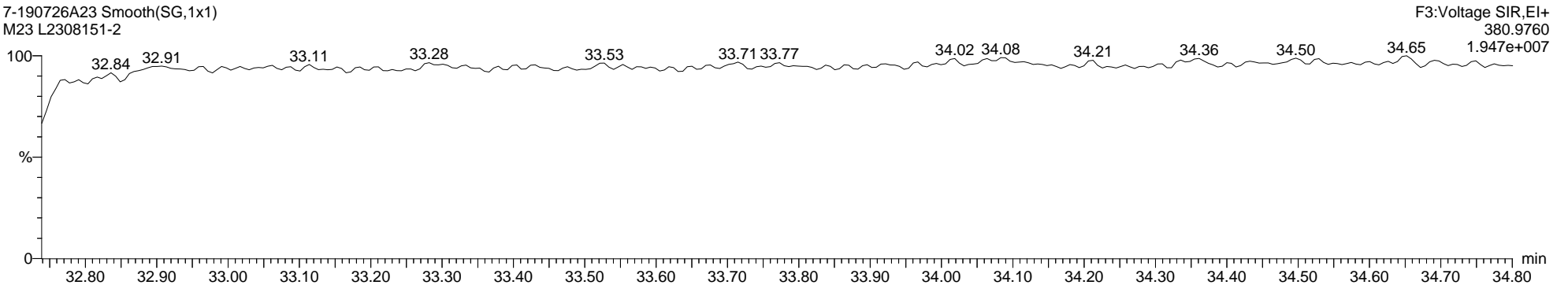
7-190726A23 Smooth(SG,1x1)
M23 L2308151-2

F3:Voltage SIR,EI+
391.8127
6.758e+003



7-190726A23 Smooth(SG,1x1)
M23 L2308151-2

F3:Voltage SIR,EI+
380.9760
1.947e+007



Quantify Sample Report MassLynx MassLynx V4.1 SCN 901

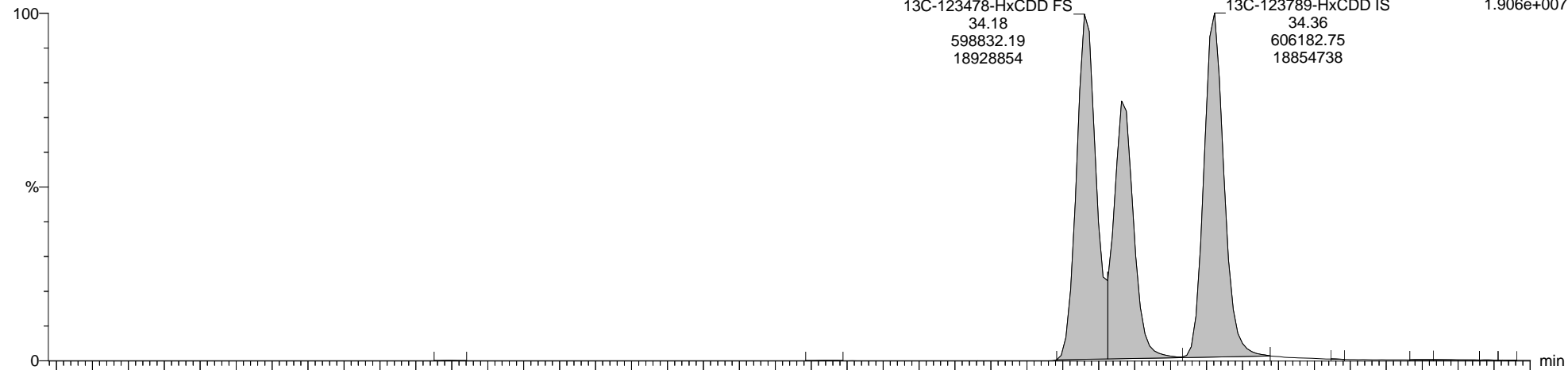
Dataset: C:\MassLynx\Dioxin.PRO\Result Files\7-190726A2-Q2-0729TP.qld

Last Altered: Monday, July 29, 2019 13:40:20 Eastern Daylight Time
Printed: Friday, September 06, 2019 17:11:38 Eastern Daylight Time

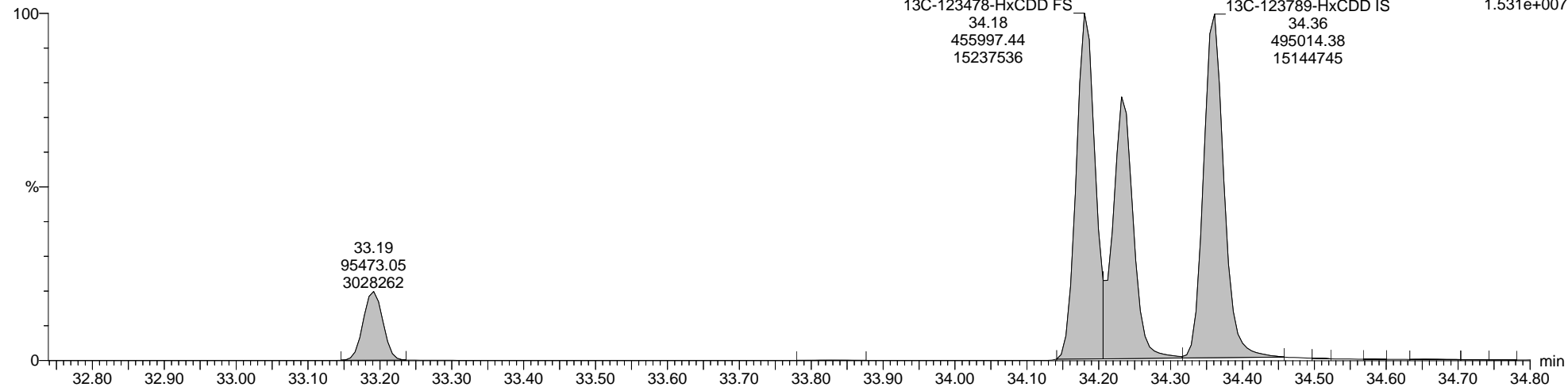
Name: 7-190726A23, Date: 27-Jul-2019, Time: 05:00:26, ID: L2308151-2, Description: M23, Vial: Tray1:19

13C-123678-HxCDD ES

7-190726A23 Smooth(SG,1x1)
M23 L2308151-2



7-190726A23 Smooth(SG,1x1)
M23 L2308151-2



Quantify Sample Report MassLynx MassLynx V4.1 SCN 901

Dataset: C:\MassLynx\Dioxin.PRO\Result Files\7-190726A2-Q2-0729TP.qld

Last Altered: Monday, July 29, 2019 13:40:20 Eastern Daylight Time

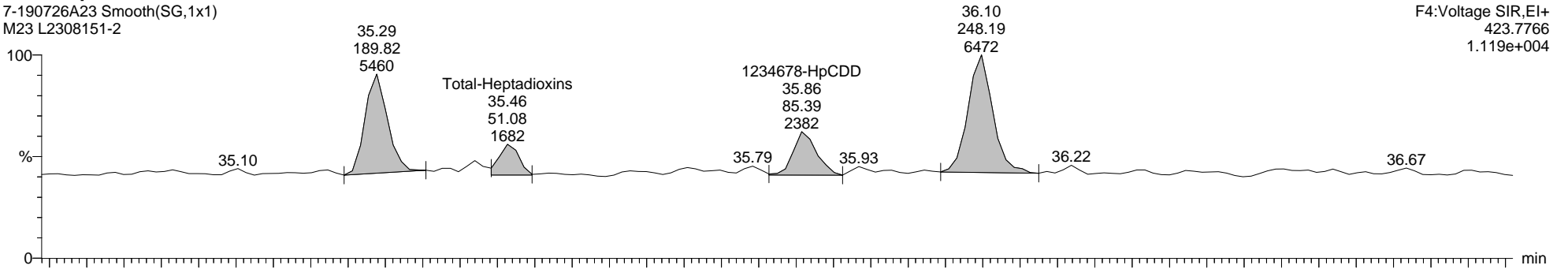
Printed: Friday, September 06, 2019 17:11:38 Eastern Daylight Time

Name: 7-190726A23, Date: 27-Jul-2019, Time: 05:00:26, ID: L2308151-2, Description: M23, Vial: Tray1:19

Total-Heptadioxins

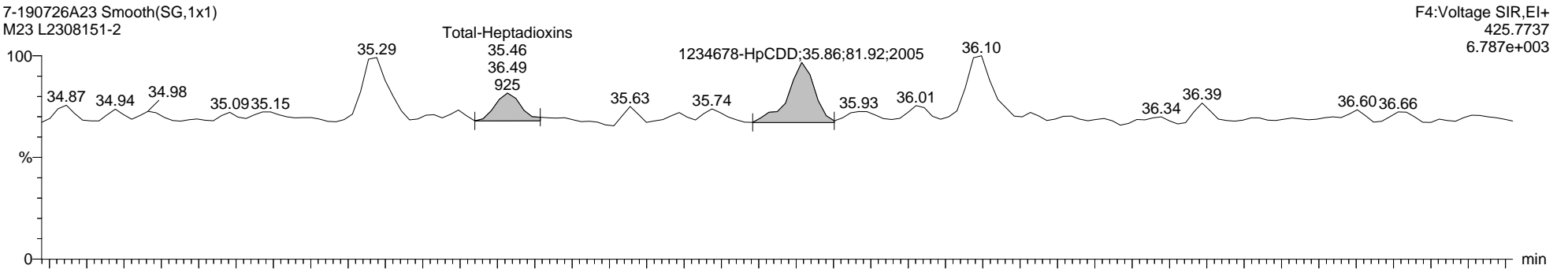
7-190726A23 Smooth(SG,1x1)
M23 L2308151-2

F4:Voltage SIR,EI+
423.7766
1.119e+004



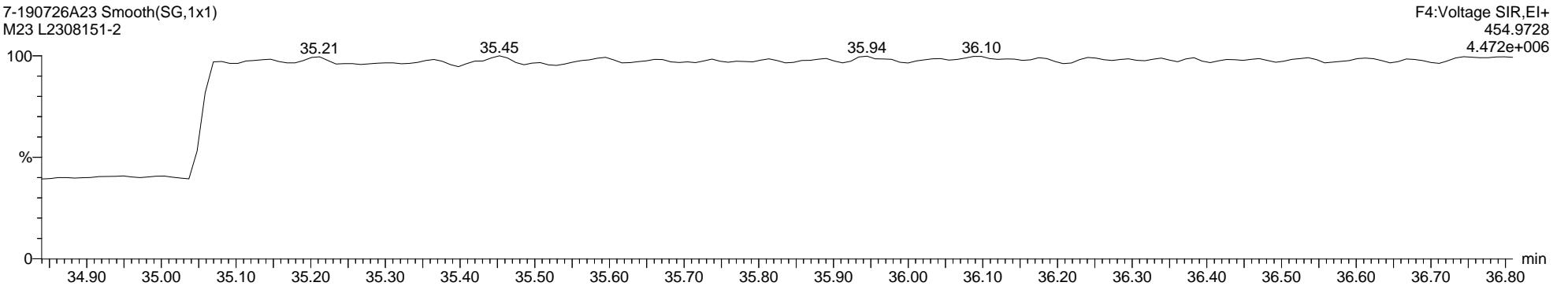
7-190726A23 Smooth(SG,1x1)
M23 L2308151-2

F4:Voltage SIR,EI+
425.7737
6.787e+003



7-190726A23 Smooth(SG,1x1)
M23 L2308151-2

F4:Voltage SIR,EI+
454.9728
4.472e+006



Quantify Sample Report MassLynx MassLynx V4.1 SCN 901

Dataset: C:\MassLynx\Dioxin.PRO\Result Files\7-190726A2-Q2-0729TP.qld

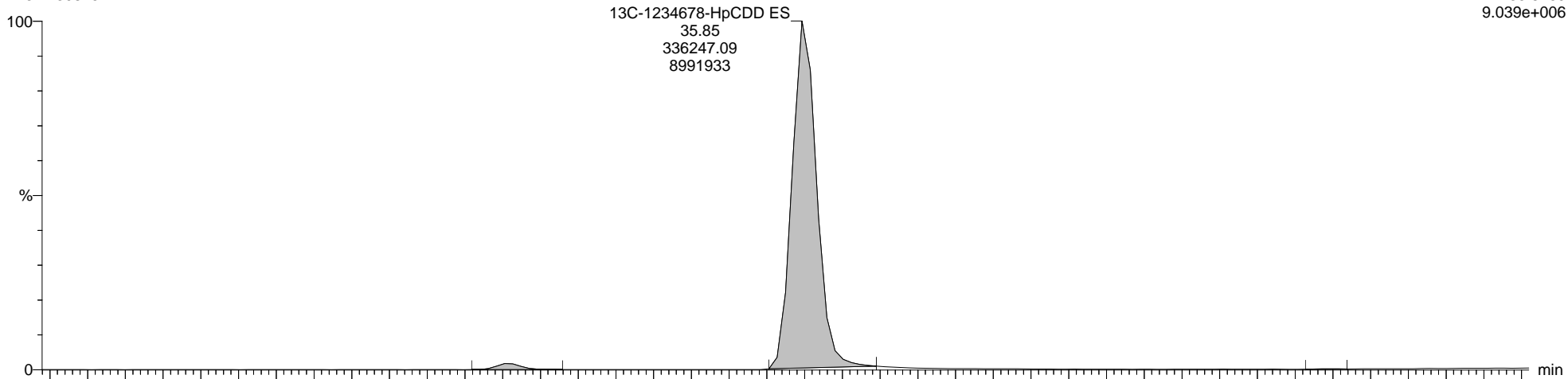
Last Altered: Monday, July 29, 2019 13:40:20 Eastern Daylight Time
Printed: Friday, September 06, 2019 17:11:38 Eastern Daylight Time

Name: 7-190726A23, Date: 27-Jul-2019, Time: 05:00:26, ID: L2308151-2, Description: M23, Vial: Tray1:19

13C-1234678-HpCDD ES

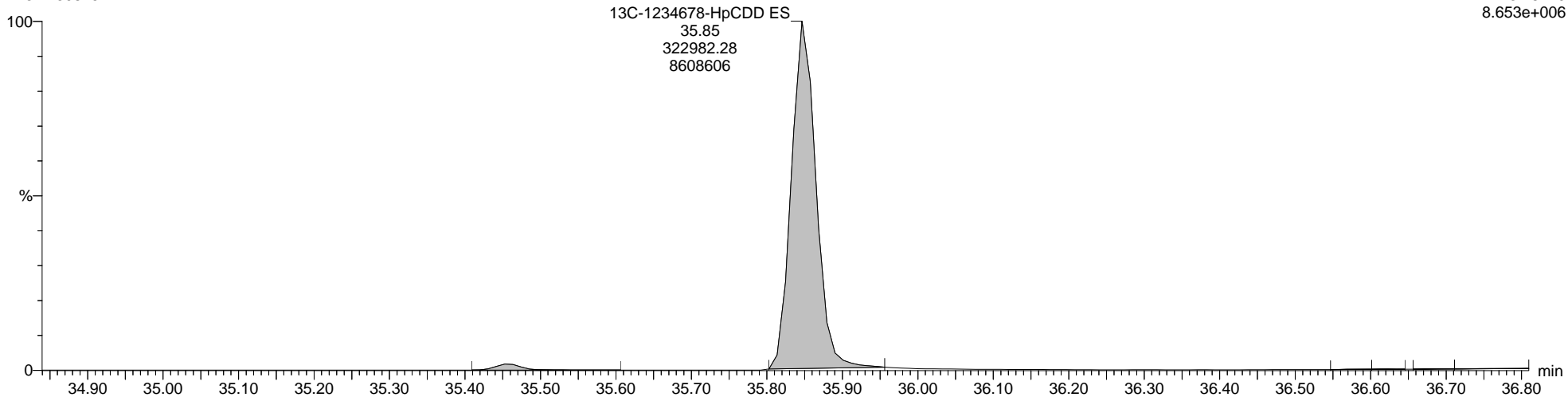
7-190726A23 Smooth(SG,1x1)
M23 L2308151-2

F4:Voltage SIR,EI+
435.8169
9.039e+006



7-190726A23 Smooth(SG,1x1)
M23 L2308151-2

F4:Voltage SIR,EI+
437.8140
8.653e+006



Quantify Sample Report MassLynx MassLynx V4.1 SCN 901

Dataset: C:\MassLynx\Dioxin.PRO\Result Files\7-190726A2-Q2-0729TP.qld

Last Altered: Monday, July 29, 2019 13:40:20 Eastern Daylight Time

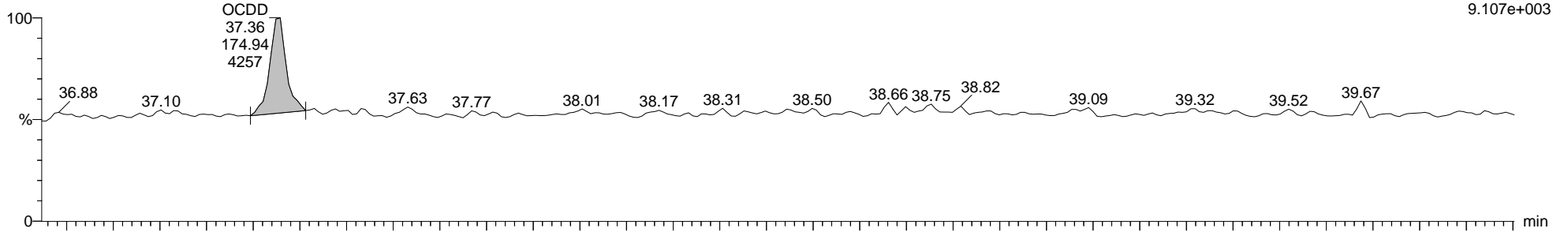
Printed: Friday, September 06, 2019 17:11:38 Eastern Daylight Time

Name: 7-190726A23, Date: 27-Jul-2019, Time: 05:00:26, ID: L2308151-2, Description: M23, Vial: Tray1:19

Total-OCDD

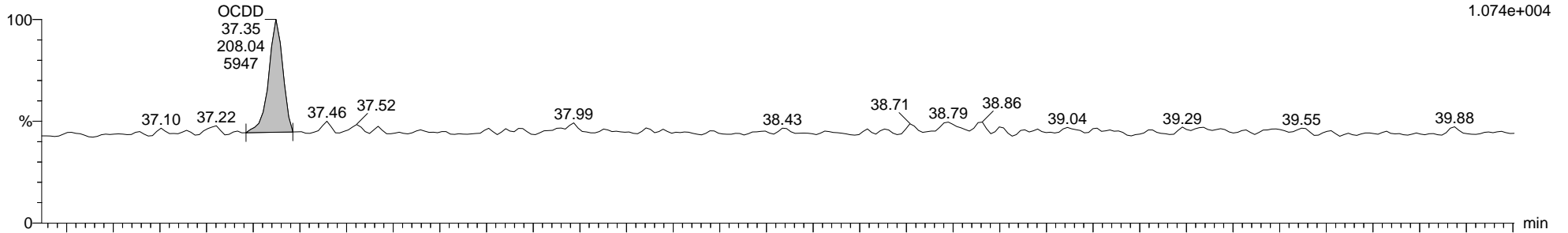
7-190726A23 Smooth(SG,1x1)
M23 L2308151-2

F5:Voltage SIR,EI+
457.7377
9.107e+003



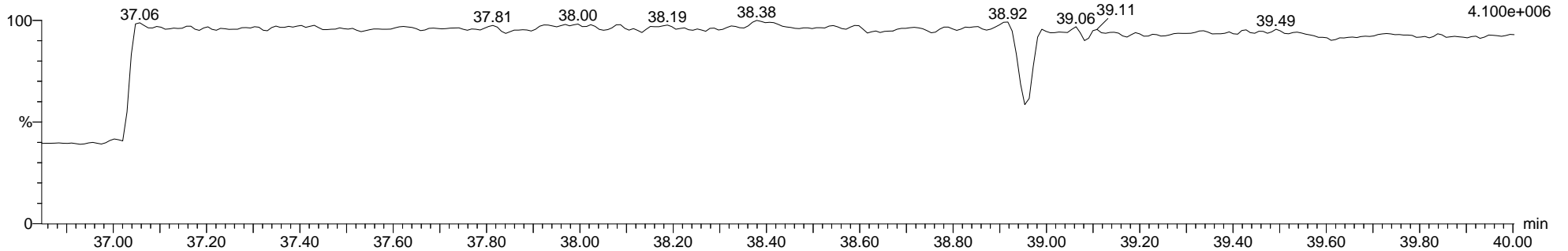
7-190726A23 Smooth(SG,1x1)
M23 L2308151-2

F5:Voltage SIR,EI+
459.7348
1.074e+004



7-190726A23 Smooth(SG,1x1)
M23 L2308151-2

F5:Voltage SIR,EI+
454.9728
4.100e+006



Quantify Sample Report MassLynx MassLynx V4.1 SCN 901

Dataset: C:\MassLynx\Dioxin.PRO\Result Files\7-190726A2-Q2-0729TP.qld


Last Altered: Monday, July 29, 2019 13:40:20 Eastern Daylight Time
Printed: Friday, September 06, 2019 17:11:38 Eastern Daylight Time

Name: 7-190726A23, Date: 27-Jul-2019, Time: 05:00:26, ID: L2308151-2, Description: M23, Vial: Tray1:19

13C-OCDD ES

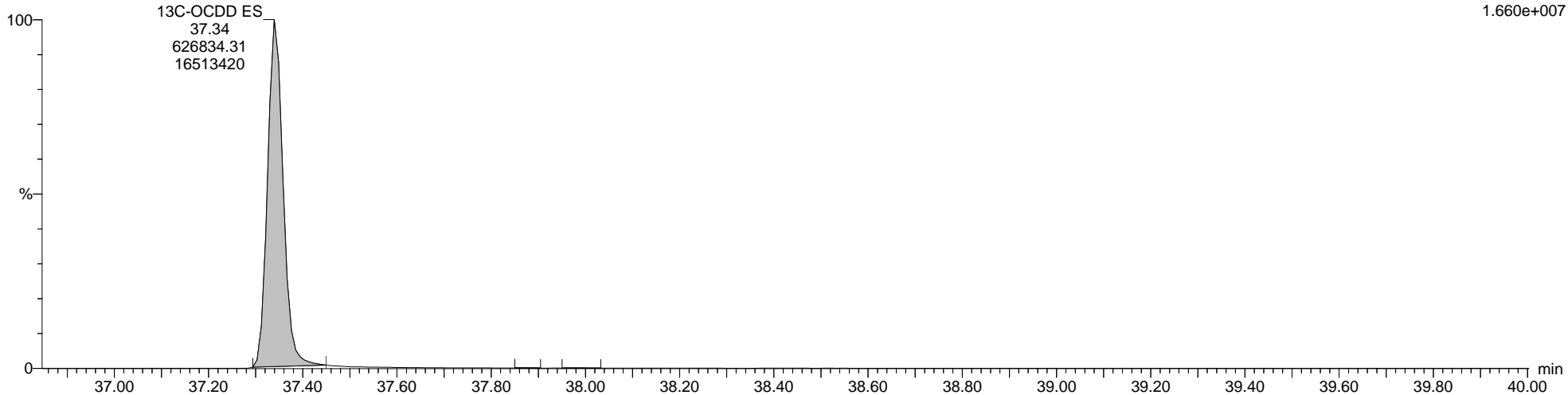
7-190726A23 Smooth(SG,1x1)
M23 L2308151-2

F5:Voltage SIR,EI+
469.7779
1.479e+007



7-190726A23 Smooth(SG,1x1)
M23 L2308151-2

F5:Voltage SIR,EI+
471.7750
1.660e+007



Quantify Sample Report MassLynx MassLynx V4.1 SCN 901

Dataset: C:\MassLynx\Dioxin.PRO\Result Files\7-190726A2-Q2-0729TP.qld

Last Altered: Monday, July 29, 2019 13:40:20 Eastern Daylight Time

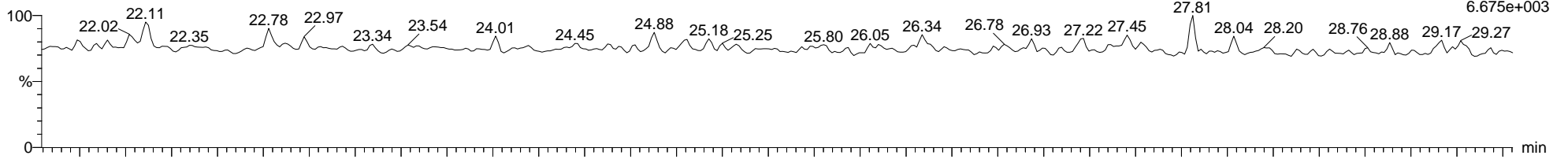
Printed: Friday, September 06, 2019 17:11:38 Eastern Daylight Time

Name: 7-190726A23, Date: 27-Jul-2019, Time: 05:00:26, ID: L2308151-2, Description: M23, Vial: Tray1:19

Total-Tetrafurans

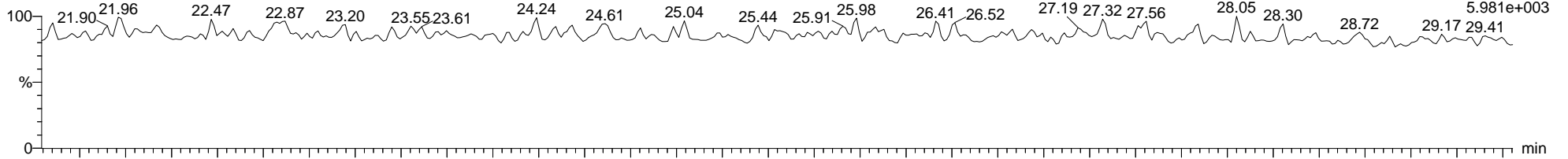
7-190726A23 Smooth(SG,1x1)
M23 L2308151-2

F1:Voltage SIR,EI+
303.9016
6.675e+003



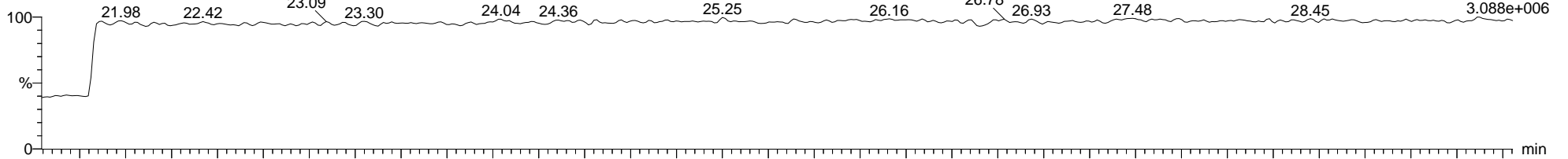
7-190726A23 Smooth(SG,1x1)
M23 L2308151-2

F1:Voltage SIR,EI+
305.8987
5.981e+003



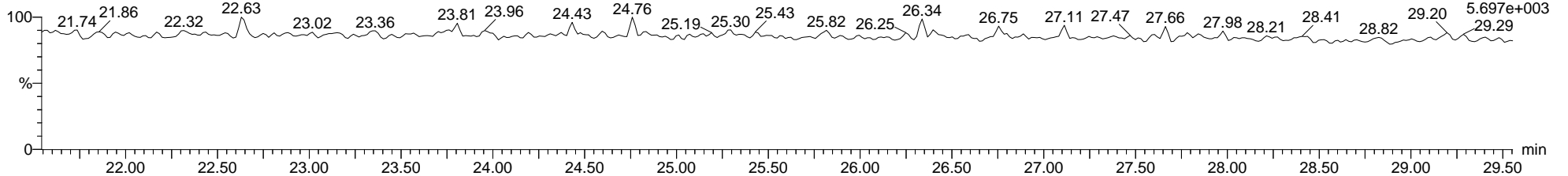
7-190726A23 Smooth(SG,1x1)
M23 L2308151-2

F1:Voltage SIR,EI+
316.9824
3.088e+006



7-190726A23 Smooth(SG,1x1)
M23 L2308151-2

F1:Voltage SIR,EI+
375.8364
5.697e+003



Quantify Sample Report MassLynx MassLynx V4.1 SCN 901

Dataset: C:\MassLynx\Dioxin.PRO\Result Files\7-190726A2-Q2-0729TP.qld

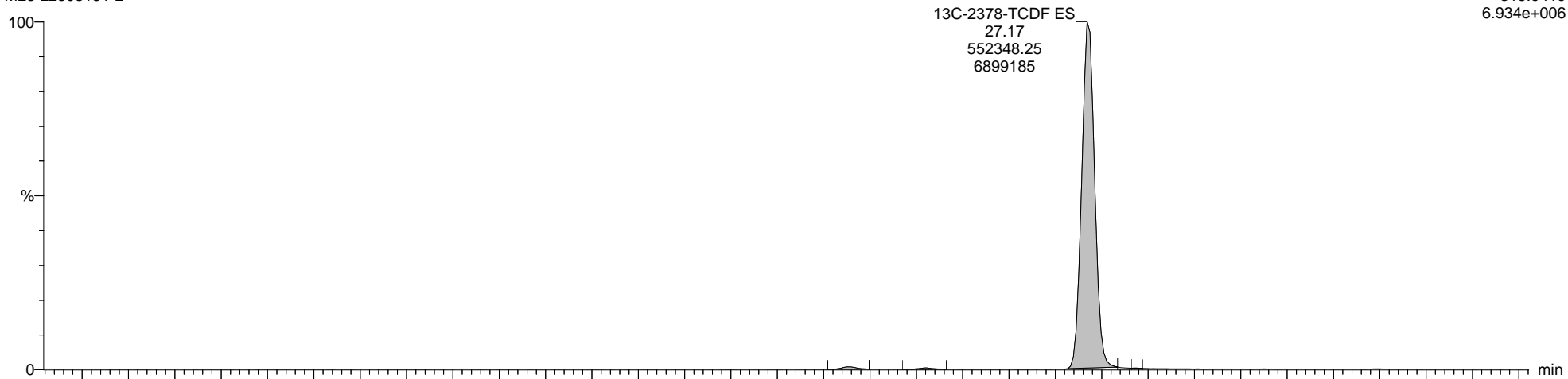
Last Altered: Monday, July 29, 2019 13:40:20 Eastern Daylight Time
Printed: Friday, September 06, 2019 17:11:38 Eastern Daylight Time

Name: 7-190726A23, Date: 27-Jul-2019, Time: 05:00:26, ID: L2308151-2, Description: M23, Vial: Tray1:19

13C-2378-TCDF ES

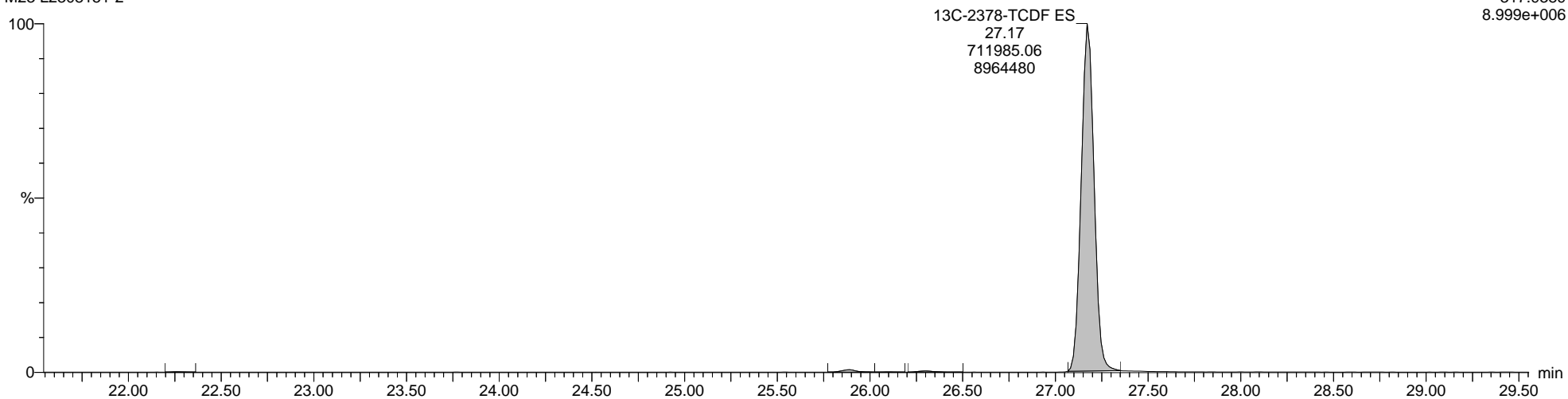
7-190726A23 Smooth(SG,1x1)
M23 L2308151-2

F1:Voltage SIR,EI+
315.9419
6.934e+006



7-190726A23 Smooth(SG,1x1)
M23 L2308151-2

F1:Voltage SIR,EI+
317.9389
8.999e+006



Quantify Sample Report MassLynx MassLynx V4.1 SCN 901

Dataset: C:\MassLynx\Dioxin.PRO\Result Files\7-190726A2-Q2-0729TP.qld

Last Altered: Monday, July 29, 2019 13:40:20 Eastern Daylight Time

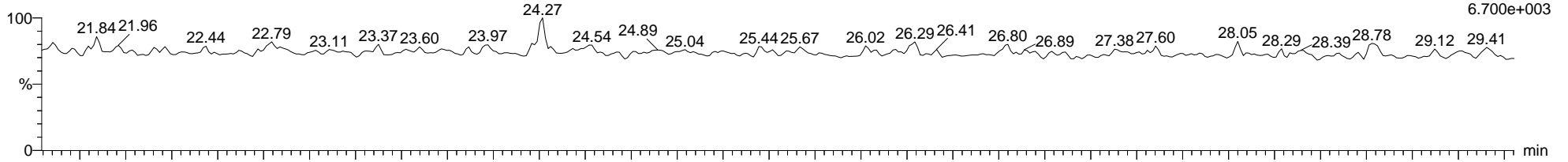
Printed: Friday, September 06, 2019 17:11:38 Eastern Daylight Time

Name: 7-190726A23, Date: 27-Jul-2019, Time: 05:00:26, ID: L2308151-2, Description: M23, Vial: Tray1:19

Total-PeCDF-F1

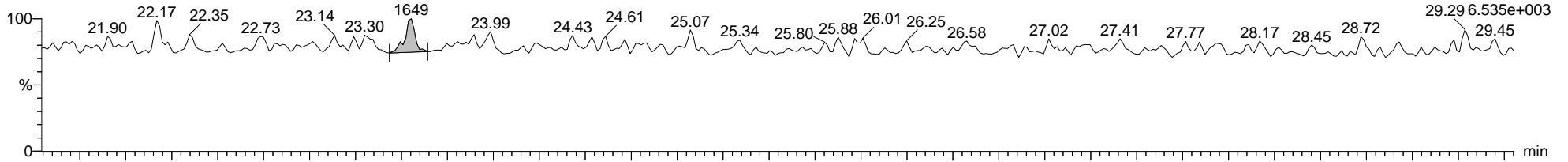
7-190726A23 Smooth(SG,1x1)
M23 L2308151-2

F1:Voltage SIR,EI+
339.8597
6.700e+003



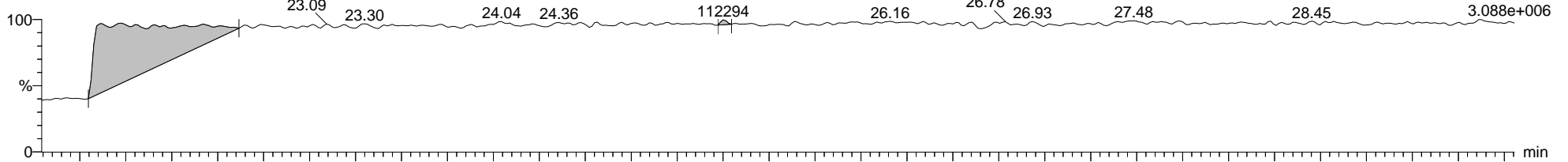
7-190726A23 Smooth(SG,1x1)
M23 L2308151-2

F1:Voltage SIR,EI+
341.8567
6.535e+003



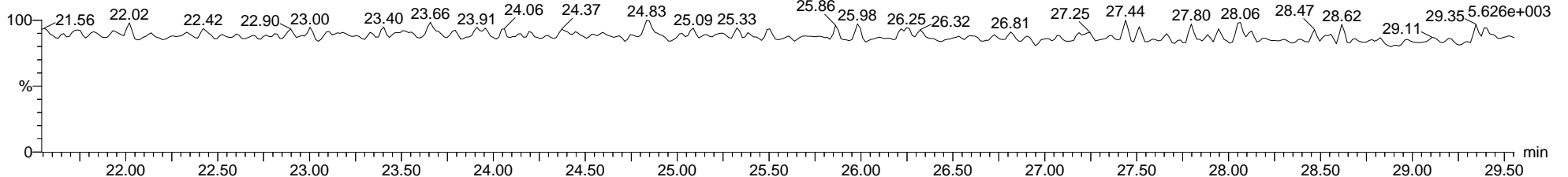
7-190726A23 Smooth(SG,1x1)
M23 L2308151-2

F1:Voltage SIR,EI+
316.9824
3.088e+006



7-190726A23 Smooth(SG,1x1)
M23 L2308151-2

F1:Voltage SIR,EI+
409.7974
5.626e+003



Quantify Sample Report MassLynx MassLynx V4.1 SCN 901

Dataset: C:\MassLynx\Dioxin.PRO\Result Files\7-190726A2-Q2-0729TP.qld

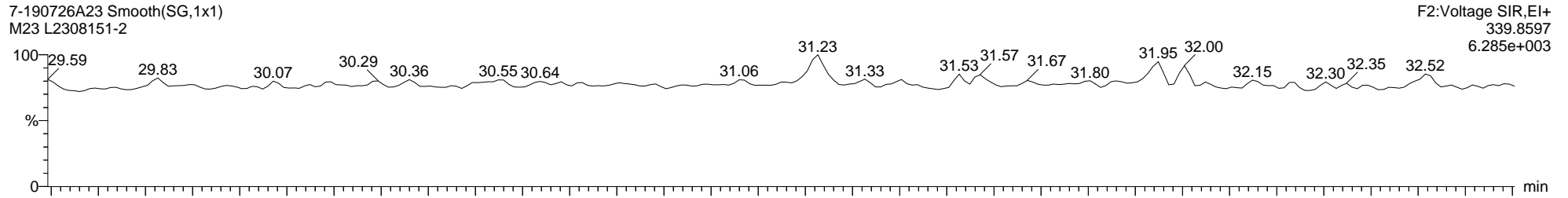
Last Altered: Monday, July 29, 2019 13:40:20 Eastern Daylight Time

Printed: Friday, September 06, 2019 17:11:38 Eastern Daylight Time

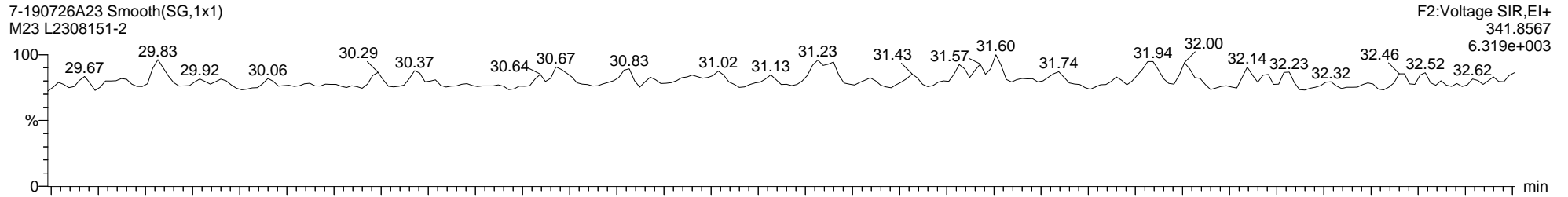
Name: 7-190726A23, Date: 27-Jul-2019, Time: 05:00:26, ID: L2308151-2, Description: M23, Vial: Tray1:19

Total-Pentafurans

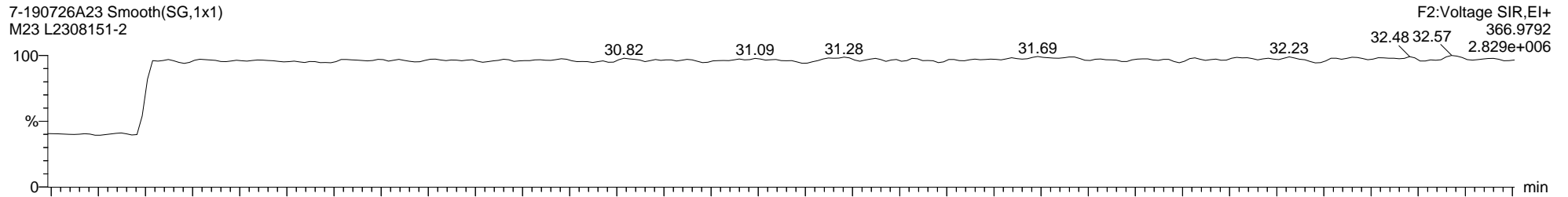
7-190726A23 Smooth(SG,1x1)
M23 L2308151-2



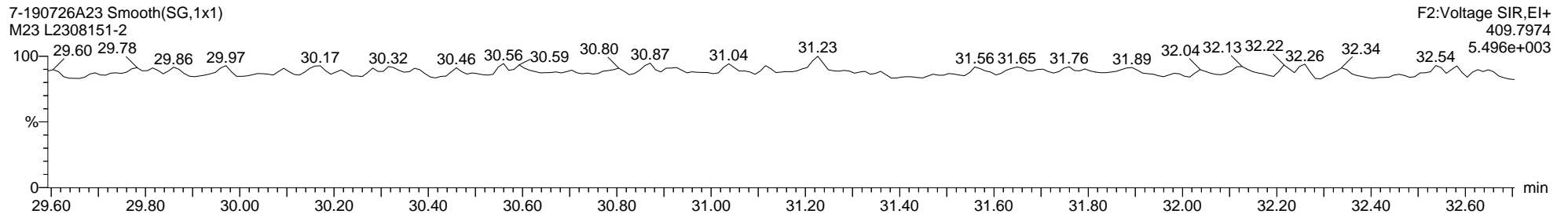
7-190726A23 Smooth(SG,1x1)
M23 L2308151-2



7-190726A23 Smooth(SG,1x1)
M23 L2308151-2



7-190726A23 Smooth(SG,1x1)
M23 L2308151-2



Quantify Sample Report MassLynx MassLynx V4.1 SCN 901

Dataset: C:\MassLynx\Dioxin.PRO\Result Files\7-190726A2-Q2-0729TP.qld

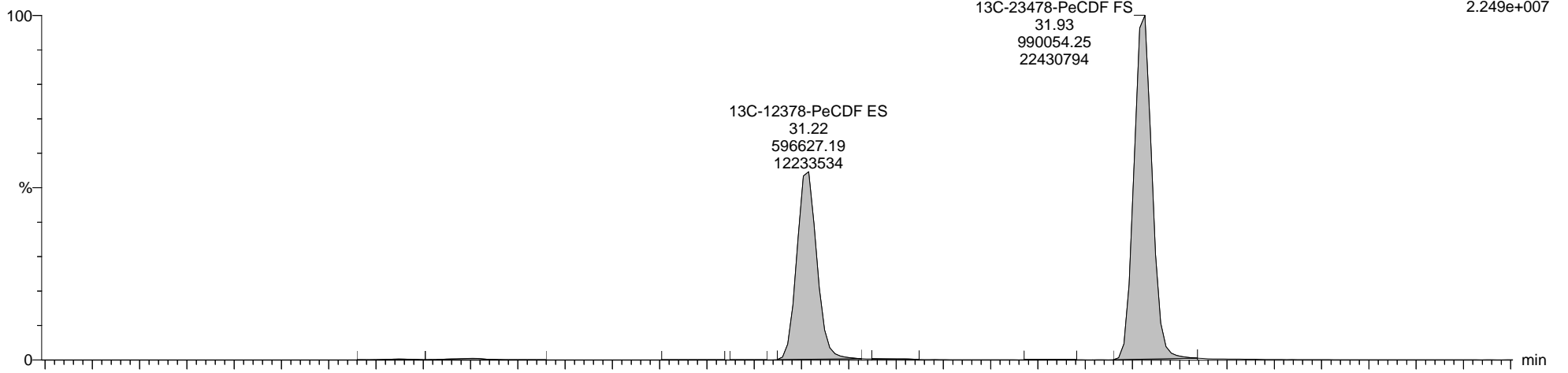
Last Altered: Monday, July 29, 2019 13:40:20 Eastern Daylight Time
Printed: Friday, September 06, 2019 17:11:38 Eastern Daylight Time

Name: 7-190726A23, Date: 27-Jul-2019, Time: 05:00:26, ID: L2308151-2, Description: M23, Vial: Tray1:19

13C-12378-PeCDF ES

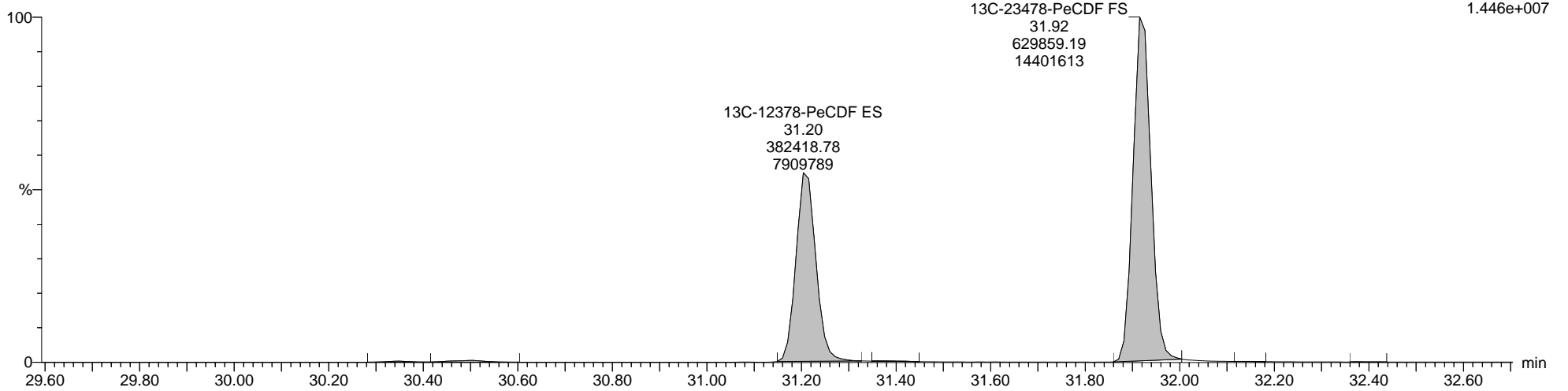
7-190726A23 Smooth(SG,1x1)
M23 L2308151-2

F2:Voltage SIR,EI+
351.9000
2.249e+007



7-190726A23 Smooth(SG,1x1)
M23 L2308151-2

F2:Voltage SIR,EI+
353.8970
1.446e+007



Quantify Sample Report **MassLynx MassLynx V4.1 SCN 901**

Dataset: C:\MassLynx\Dioxin.PRO\Result Files\7-190726A2-Q2-0729TP.qld

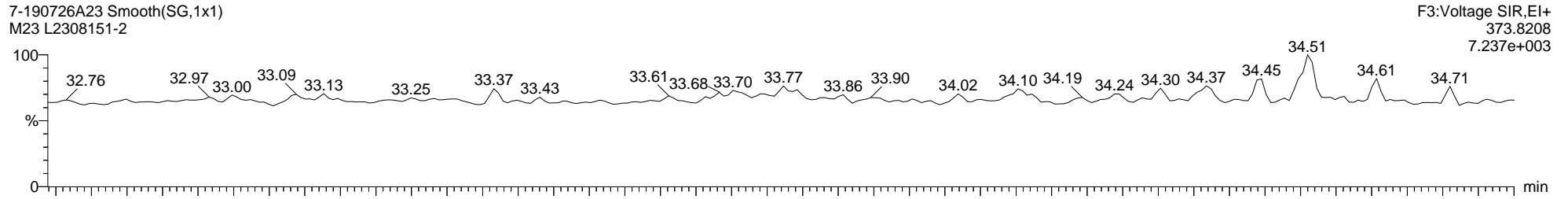
Last Altered: Monday, July 29, 2019 13:40:20 Eastern Daylight Time

Printed: Friday, September 06, 2019 17:11:38 Eastern Daylight Time

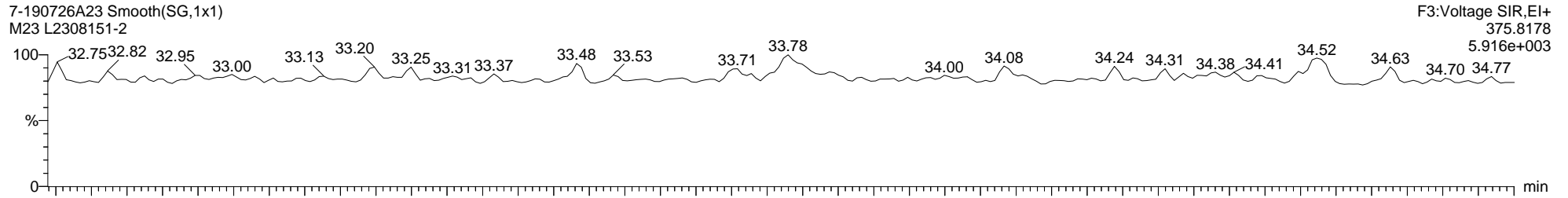
Name: 7-190726A23, Date: 27-Jul-2019, Time: 05:00:26, ID: L2308151-2, Description: M23, Vial: Tray1:19

Total-Hexafurans

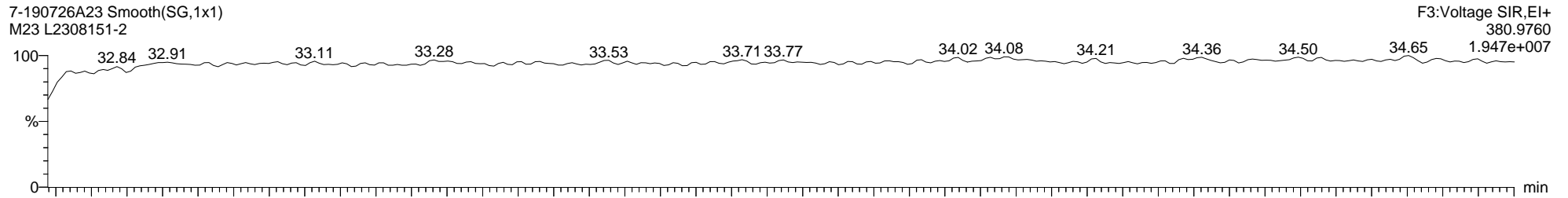
7-190726A23 Smooth(SG,1x1)
M23 L2308151-2



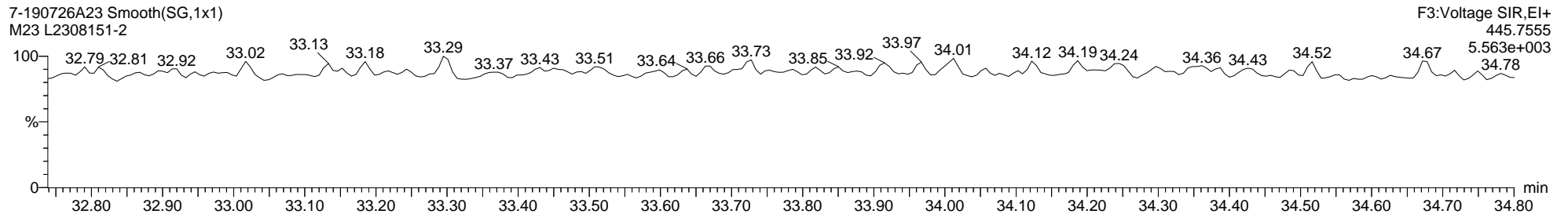
7-190726A23 Smooth(SG,1x1)
M23 L2308151-2



7-190726A23 Smooth(SG,1x1)
M23 L2308151-2



7-190726A23 Smooth(SG,1x1)
M23 L2308151-2



Dataset: C:\MassLynx\Dioxin.PRO\Result Files\7-190726A2-Q2-0729TP.qld

Last Altered: Monday, July 29, 2019 13:40:20 Eastern Daylight Time

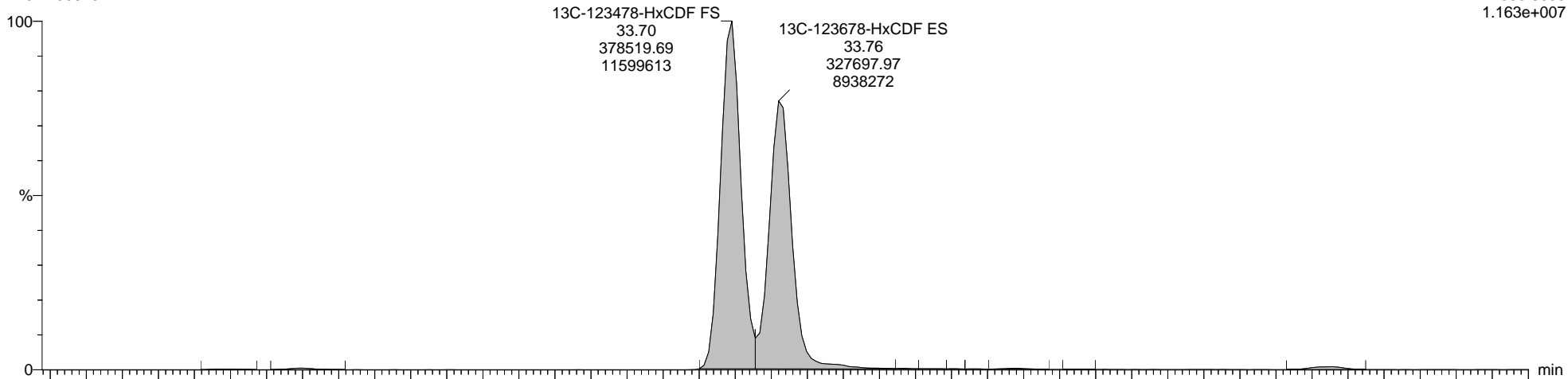
Printed: Friday, September 06, 2019 17:11:38 Eastern Daylight Time

Name: 7-190726A23, Date: 27-Jul-2019, Time: 05:00:26, ID: L2308151-2, Description: M23, Vial: Tray1:19

13C-123678-HxCDF ES

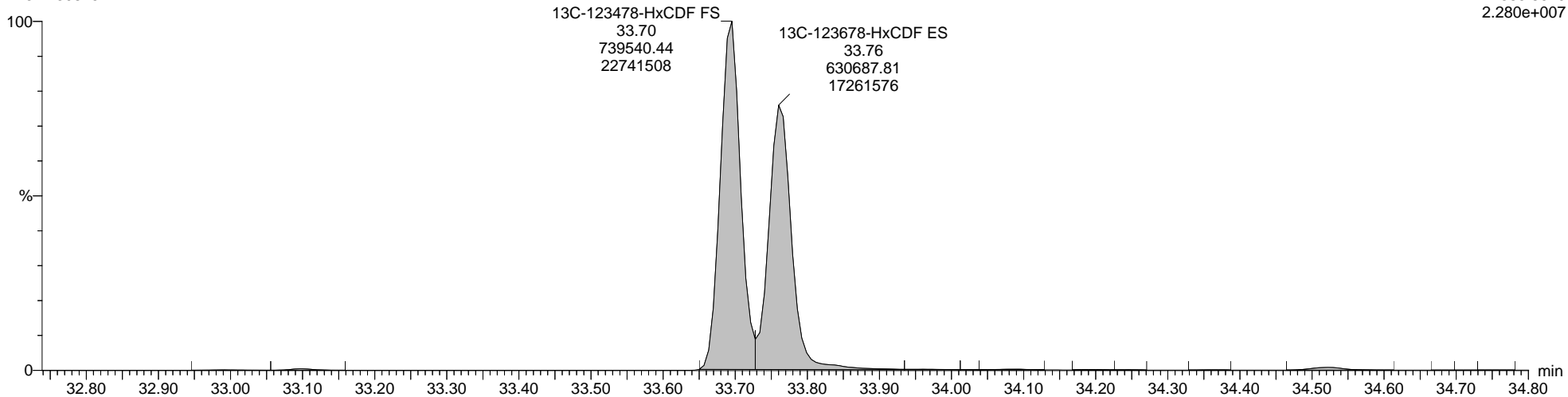
7-190726A23 Smooth(SG,1x1)
M23 L2308151-2

F3:Voltage SIR,EI+
383.8639
1.163e+007



7-190726A23 Smooth(SG,1x1)
M23 L2308151-2

F3:Voltage SIR,EI+
385.8610
2.280e+007



Quantify Sample Report **MassLynx MassLynx V4.1 SCN 901**

Dataset: C:\MassLynx\Dioxin.PRO\Result Files\7-190726A2-Q2-0729TP.qld

Last Altered: Monday, July 29, 2019 13:40:20 Eastern Daylight Time

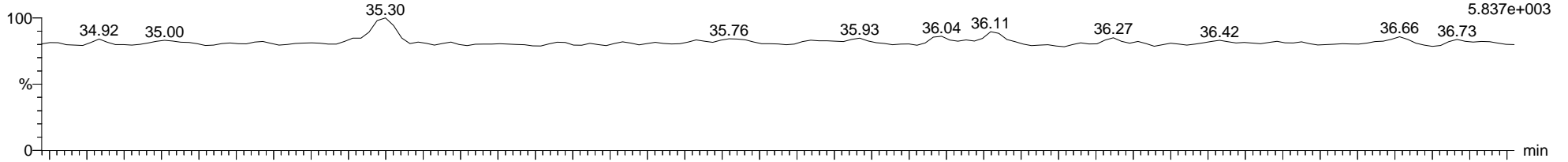
Printed: Friday, September 06, 2019 17:11:38 Eastern Daylight Time

Name: 7-190726A23, Date: 27-Jul-2019, Time: 05:00:26, ID: L2308151-2, Description: M23, Vial: Tray1:19

Total-Heptafurans

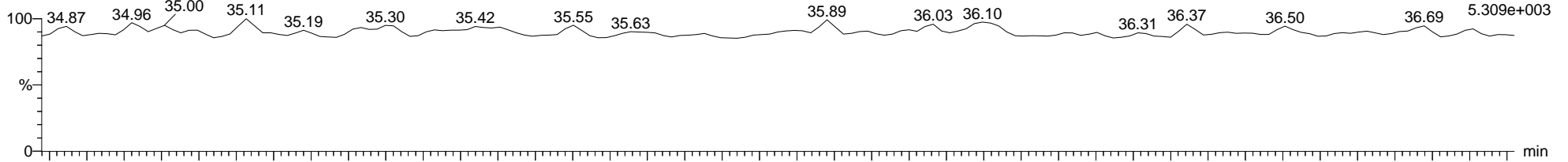
7-190726A23 Smooth(SG,1x1)
M23 L2308151-2

F4:Voltage SIR,EI+
409.7789
5.837e+003



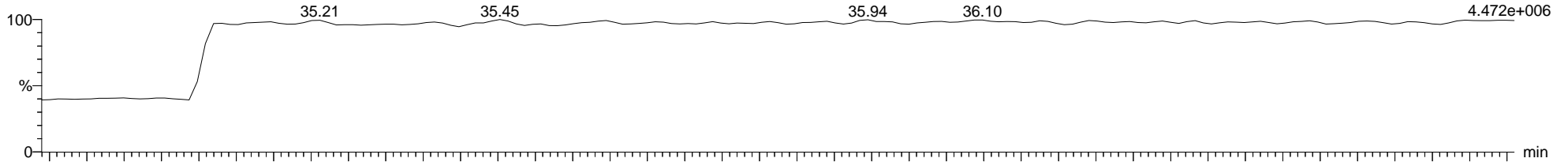
7-190726A23 Smooth(SG,1x1)
M23 L2308151-2

F4:Voltage SIR,EI+
411.7759
5.309e+003



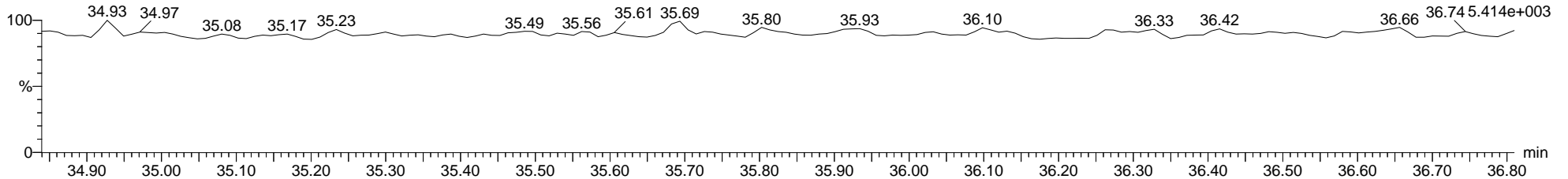
7-190726A23 Smooth(SG,1x1)
M23 L2308151-2

F4:Voltage SIR,EI+
454.9728
4.472e+006



7-190726A23 Smooth(SG,1x1)
M23 L2308151-2

F4:Voltage SIR,EI+
479.7165
5.414e+003



Quantify Sample Report MassLynx MassLynx V4.1 SCN 901

Dataset: C:\MassLynx\Dioxin.PRO\Result Files\7-190726A2-Q2-0729TP.qld

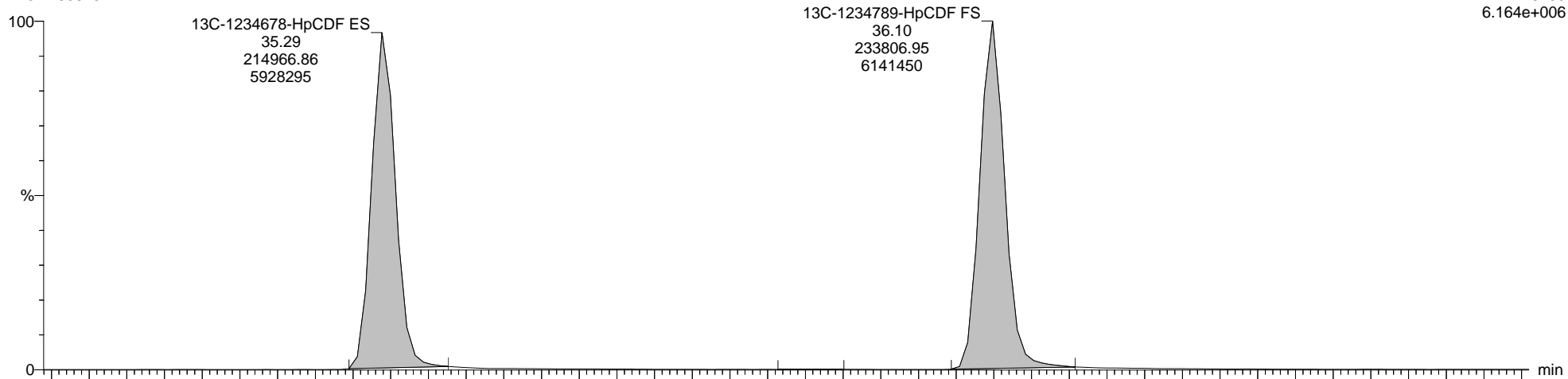
Last Altered: Monday, July 29, 2019 13:40:20 Eastern Daylight Time
Printed: Friday, September 06, 2019 17:11:38 Eastern Daylight Time

Name: 7-190726A23, Date: 27-Jul-2019, Time: 05:00:26, ID: L2308151-2, Description: M23, Vial: Tray1:19

13C-1234678-HpCDF ES

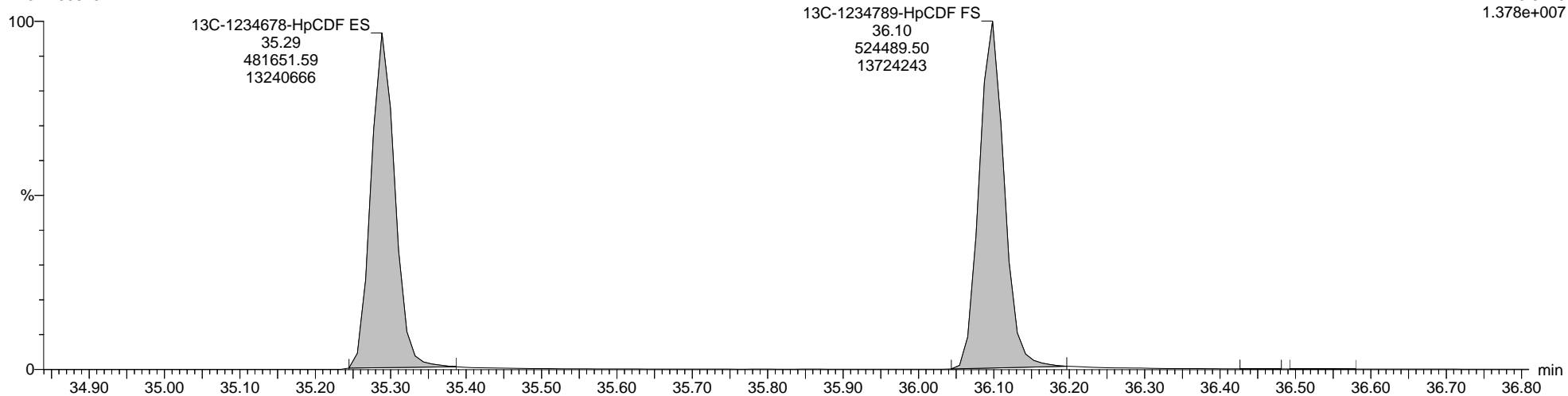
7-190726A23 Smooth(SG,1x1)
M23 L2308151-2

F4:Voltage SIR,EI+
417.8253
6.164e+006



7-190726A23 Smooth(SG,1x1)
M23 L2308151-2

F4:Voltage SIR,EI+
419.8220
1.378e+007



Quantify Sample Report MassLynx MassLynx V4.1 SCN 901

Dataset: C:\MassLynx\Dioxin.PRO\Result Files\7-190726A2-Q2-0729TP.qld

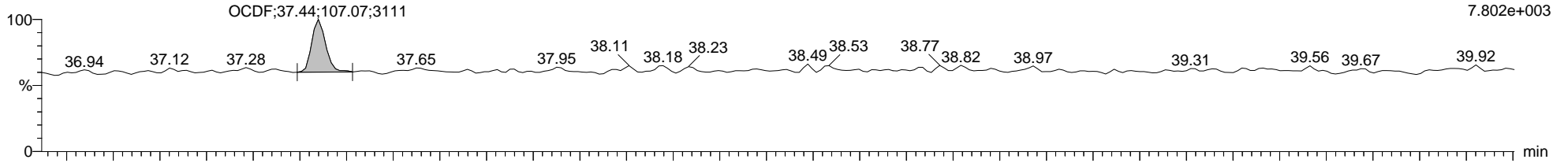
Last Altered: Monday, July 29, 2019 13:40:20 Eastern Daylight Time
Printed: Friday, September 06, 2019 17:11:38 Eastern Daylight Time

Name: 7-190726A23, Date: 27-Jul-2019, Time: 05:00:26, ID: L2308151-2, Description: M23, Vial: Tray1:19

Totals-OCDF

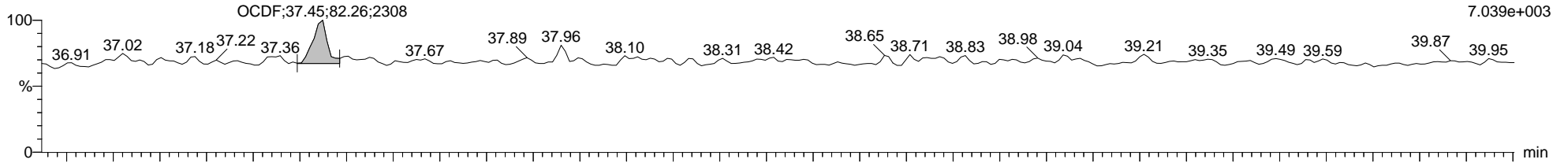
7-190726A23 Smooth(SG,1x1)
M23 L2308151-2

F5:Voltage SIR,EI+
441.7428
7.802e+003



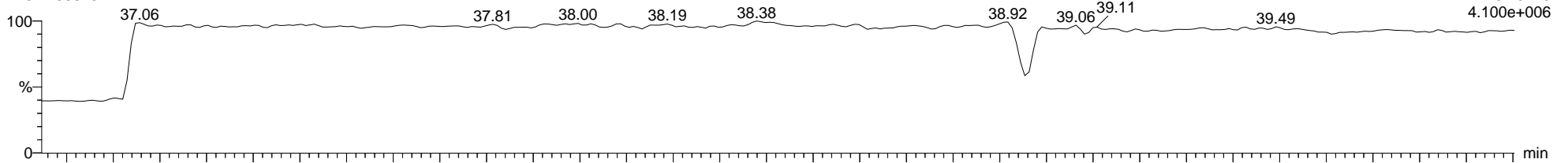
7-190726A23 Smooth(SG,1x1)
M23 L2308151-2

F5:Voltage SIR,EI+
443.7398
7.039e+003



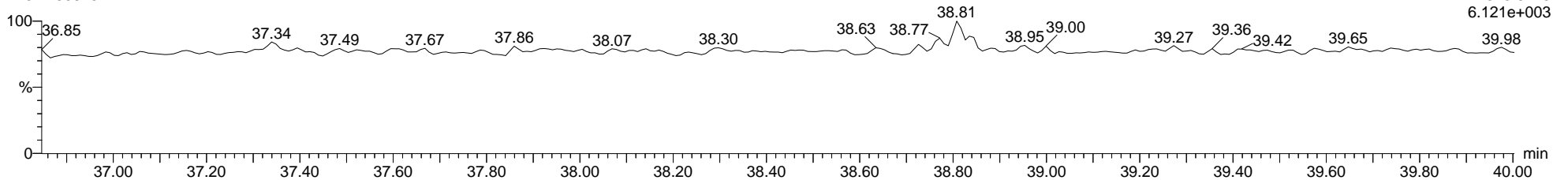
7-190726A23 Smooth(SG,1x1)
M23 L2308151-2

F5:Voltage SIR,EI+
454.9728
4.100e+006



7-190726A23 Smooth(SG,1x1)
M23 L2308151-2

F5:Voltage SIR,EI+
513.6775
6.121e+003



Quantify Sample Report MassLynx MassLynx V4.1 SCN 901

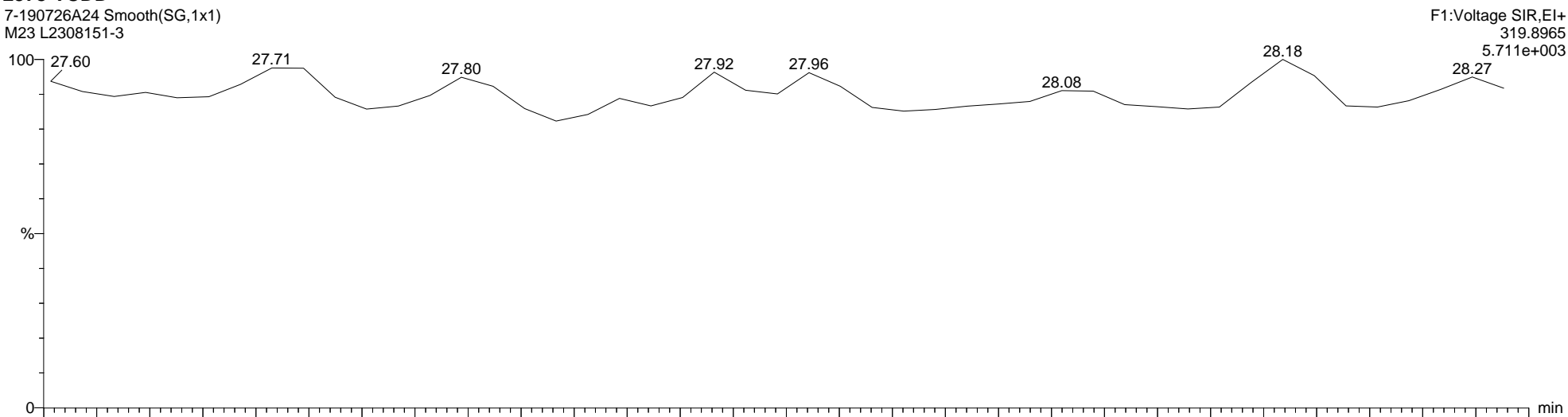
Dataset: C:\MassLynx\Dioxin.PRO\Result Files\7-190726A2-Q2-0729TP.qld

Last Altered: Monday, July 29, 2019 13:40:20 Eastern Daylight Time
Printed: Friday, September 06, 2019 17:11:38 Eastern Daylight Time

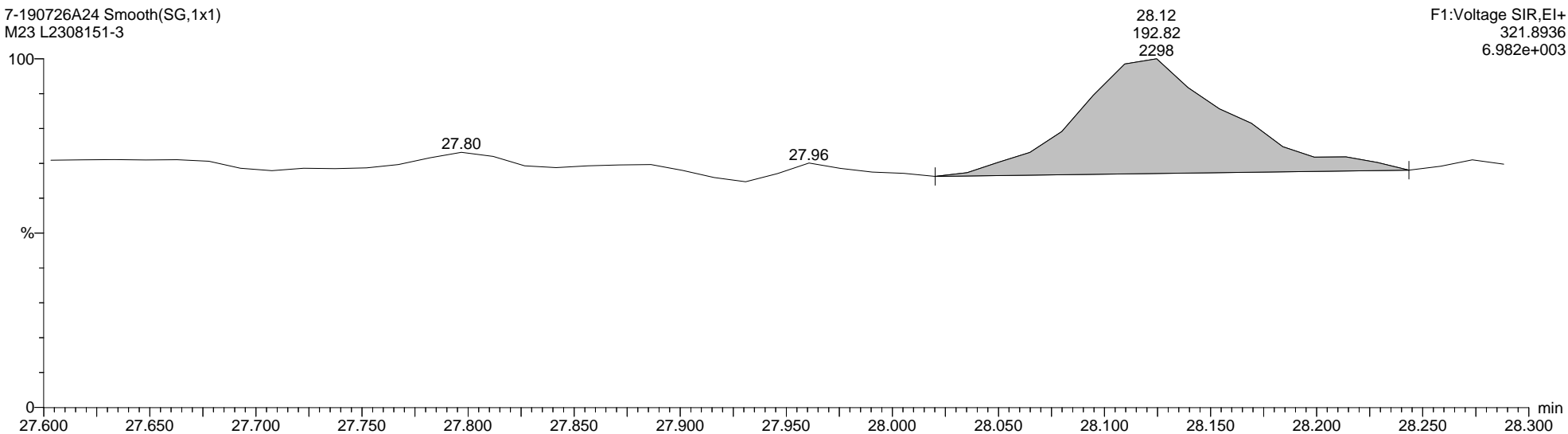
Name: 7-190726A24, Date: 27-Jul-2019, Time: 05:42:34, ID: L2308151-3, Description: M23, Vial: Tray1:20

2378-TCDD

7-190726A24 Smooth(SG,1x1)
M23 L2308151-3



7-190726A24 Smooth(SG,1x1)
M23 L2308151-3



Quantify Sample Report MassLynx MassLynx V4.1 SCN 901

Dataset: C:\MassLynx\Dioxin.PRO\Result Files\7-190726A2-Q2-0729TP.qld

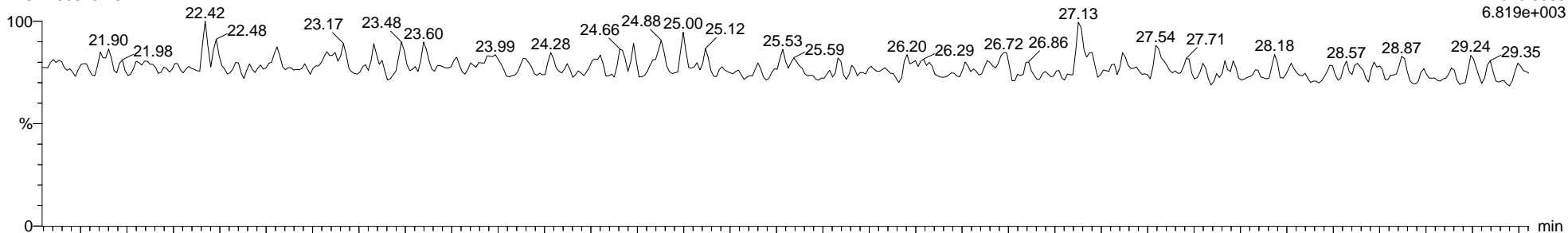
Last Altered: Monday, July 29, 2019 13:40:20 Eastern Daylight Time
Printed: Friday, September 06, 2019 17:11:38 Eastern Daylight Time

Name: 7-190726A24, Date: 27-Jul-2019, Time: 05:42:34, ID: L2308151-3, Description: M23, Vial: Tray1:20

Total-Tetradoxins

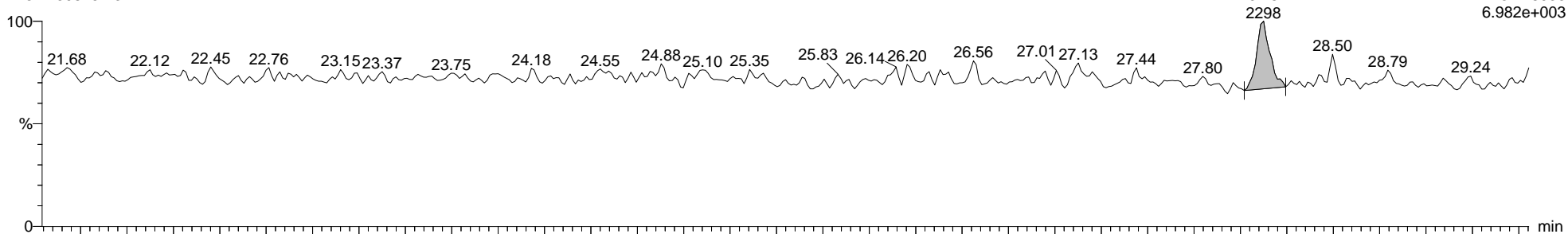
7-190726A24 Smooth(SG,1x1)
M23 L2308151-3

F1:Voltage SIR,EI+
319.8965
6.819e+003



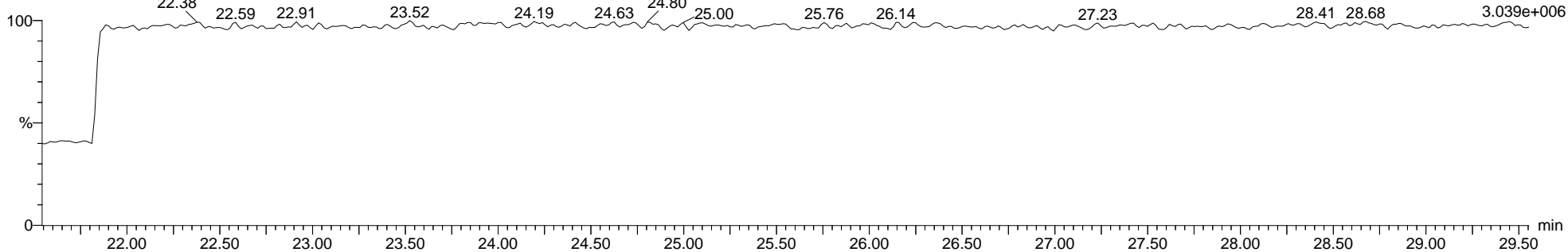
7-190726A24 Smooth(SG,1x1)
M23 L2308151-3

F1:Voltage SIR,EI+
321.8936
6.982e+003



7-190726A24 Smooth(SG,1x1)
M23 L2308151-3

F1:Voltage SIR,EI+
316.9824
3.039e+006



Dataset: C:\MassLynx\Dioxin.PRO\Result Files\7-190726A2-Q2-0729TP.qld

Last Altered: Monday, July 29, 2019 13:40:20 Eastern Daylight Time


Printed: Friday, September 06, 2019 17:11:38 Eastern Daylight Time

Name: 7-190726A24, Date: 27-Jul-2019, Time: 05:42:34, ID: L2308151-3, Description: M23, Vial: Tray1:20

13C-2378-TCDD ES

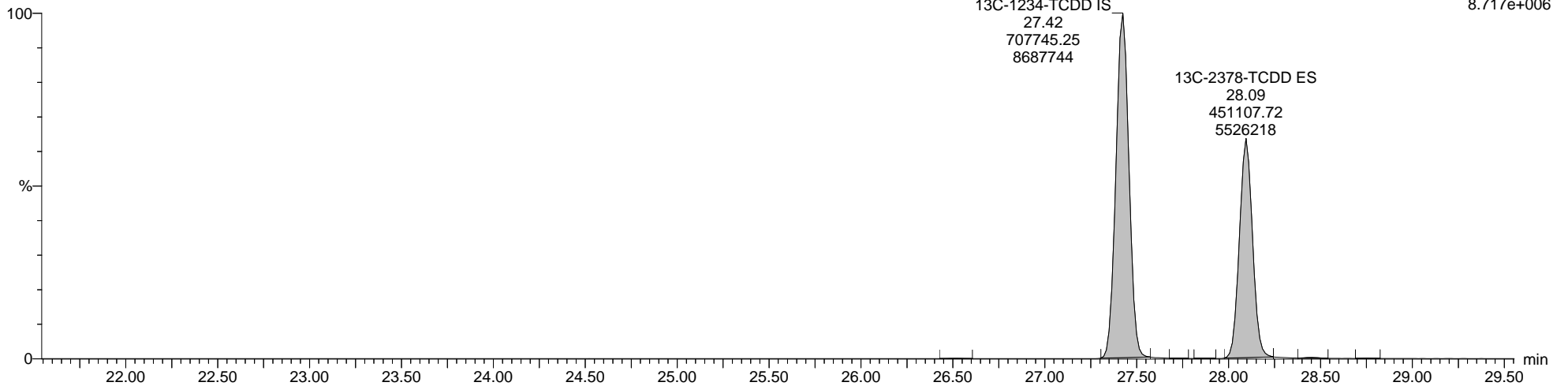
7-190726A24 Smooth(SG,1x1)
M23 L2308151-3

F1:Voltage SIR,EI+
331.9368
6.952e+006



7-190726A24 Smooth(SG,1x1)
M23 L2308151-3

F1:Voltage SIR,EI+
333.9339
8.717e+006



Quantify Sample Report MassLynx MassLynx V4.1 SCN 901

Dataset: C:\MassLynx\Dioxin.PRO\Result Files\7-190726A2-Q2-0729TP.qld


Last Altered: Monday, July 29, 2019 13:40:20 Eastern Daylight Time
Printed: Friday, September 06, 2019 17:11:38 Eastern Daylight Time

Name: 7-190726A24, Date: 27-Jul-2019, Time: 05:42:34, ID: L2308151-3, Description: M23, Vial: Tray1:20

Totals-37Cl-2378-TCDD

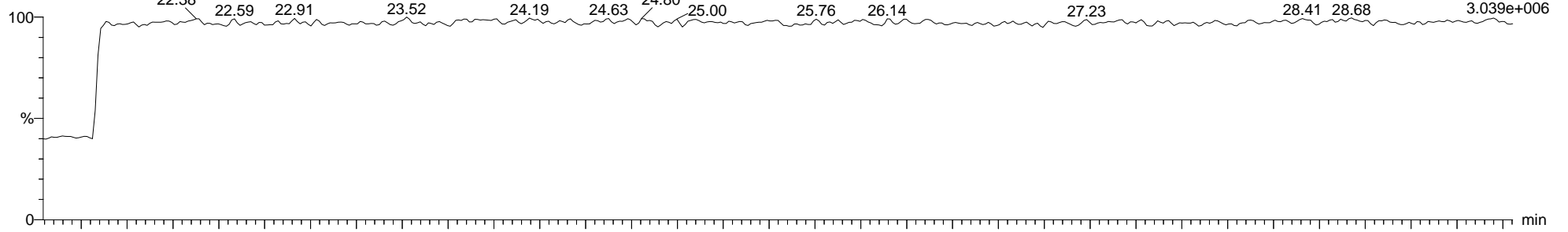
7-190726A24 Smooth(SG,1x1)
M23 L2308151-3

F1:Voltage SIR,EI+
327.8847
1.660e+006



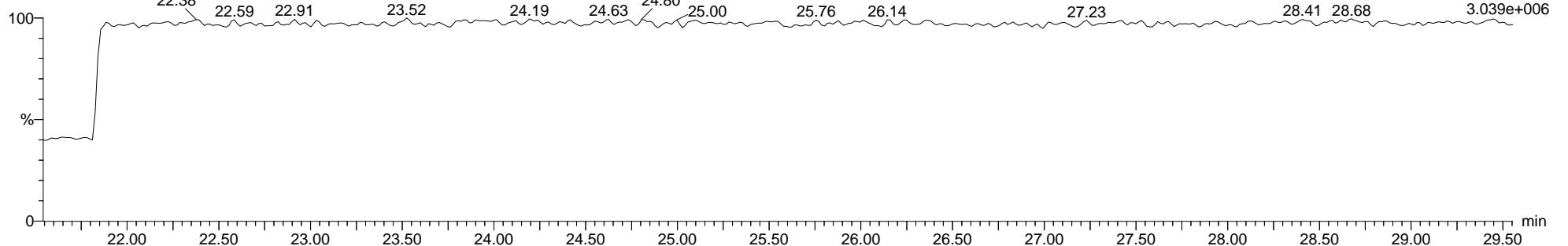
7-190726A24 Smooth(SG,1x1)
M23 L2308151-3

F1:Voltage SIR,EI+
316.9824
3.039e+006



7-190726A24 Smooth(SG,1x1)
M23 L2308151-3

F1:Voltage SIR,EI+
316.9824
3.039e+006



Quantify Sample Report MassLynx MassLynx V4.1 SCN 901

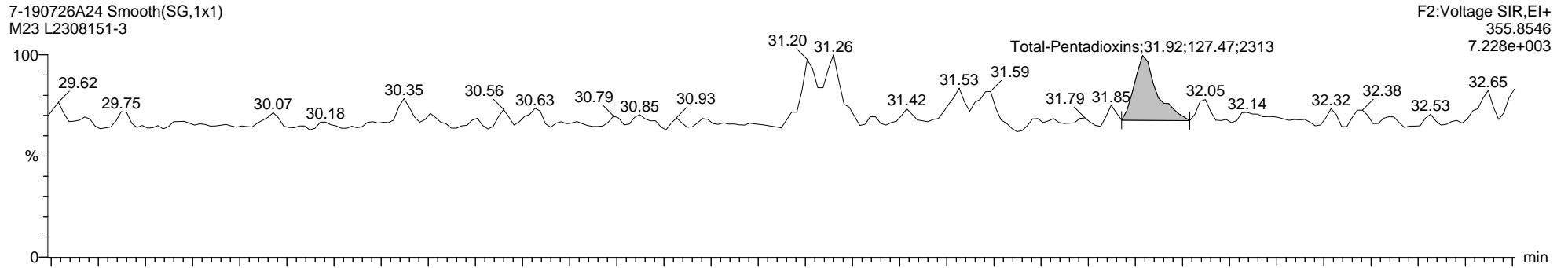
Dataset: C:\MassLynx\Dioxin.PRO\Result Files\7-190726A2-Q2-0729TP.qld

Last Altered: Monday, July 29, 2019 13:40:20 Eastern Daylight Time
Printed: Friday, September 06, 2019 17:11:38 Eastern Daylight Time

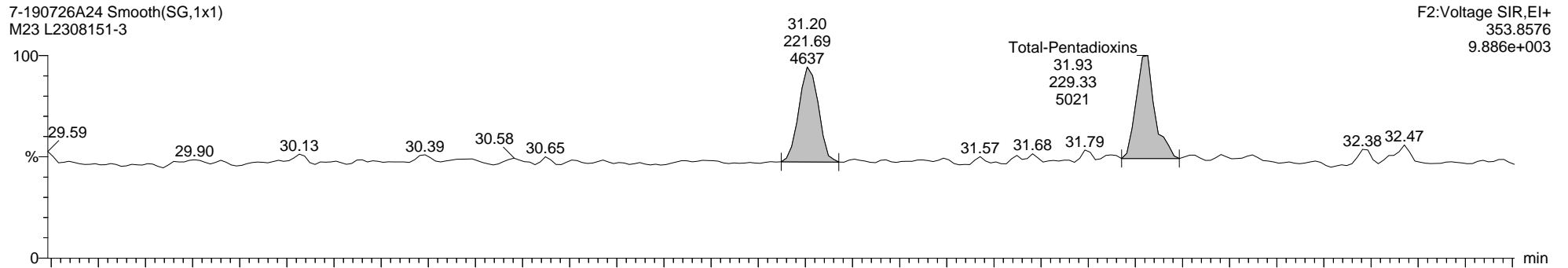
Name: 7-190726A24, Date: 27-Jul-2019, Time: 05:42:34, ID: L2308151-3, Description: M23, Vial: Tray1:20

Total-Pentadioxins

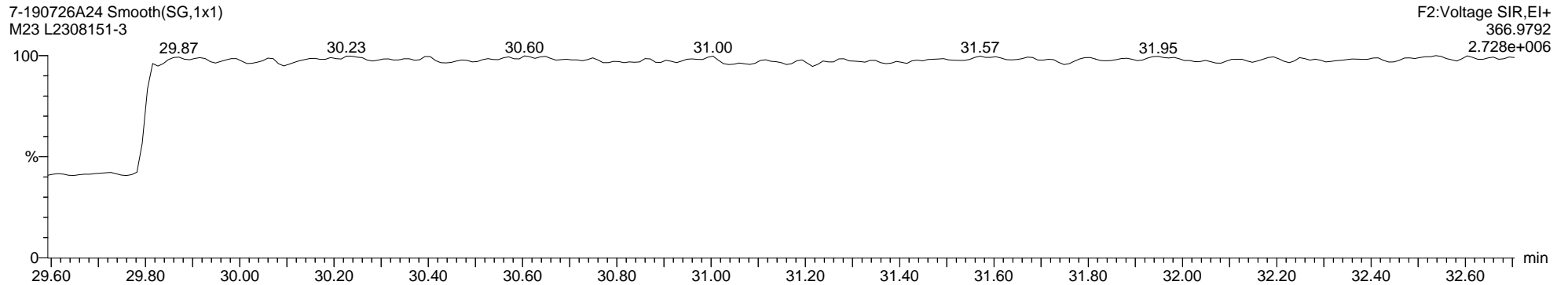
7-190726A24 Smooth(SG,1x1)
M23 L2308151-3



7-190726A24 Smooth(SG,1x1)
M23 L2308151-3



7-190726A24 Smooth(SG,1x1)
M23 L2308151-3



Dataset: C:\MassLynx\Dioxin.PRO\Result Files\7-190726A2-Q2-0729TP.qld

Last Altered: Monday, July 29, 2019 13:40:20 Eastern Daylight Time


Printed: Friday, September 06, 2019 17:11:38 Eastern Daylight Time

Name: 7-190726A24, Date: 27-Jul-2019, Time: 05:42:34, ID: L2308151-3, Description: M23, Vial: Tray1:20

13C-12378-PeCDD ES

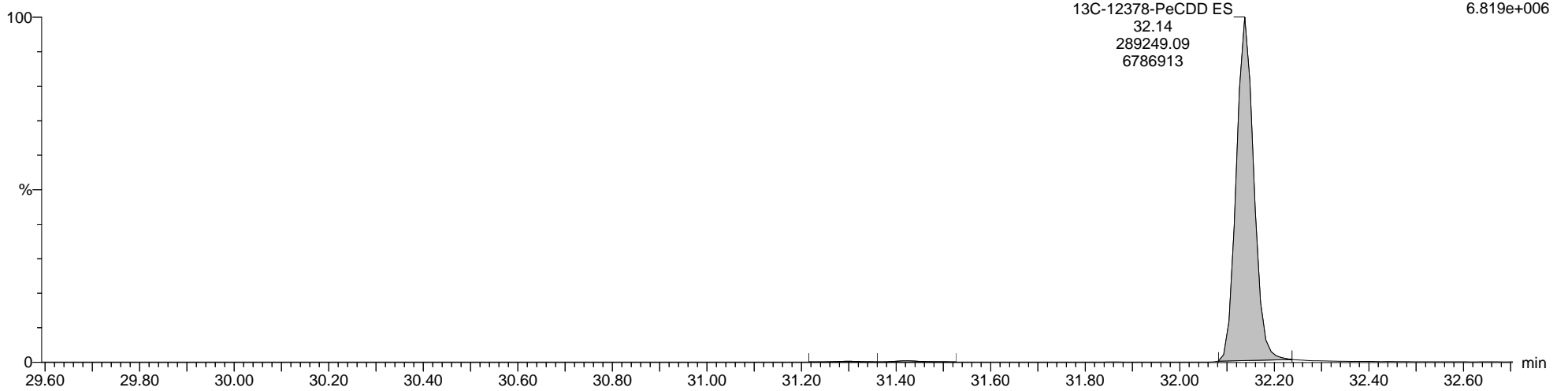
7-190726A24 Smooth(SG,1x1)
M23 L2308151-3

F2:Voltage SIR,EI+
367.8949
1.071e+007



7-190726A24 Smooth(SG,1x1)
M23 L2308151-3

F2:Voltage SIR,EI+
365.8978
6.819e+006



Quantify Sample Report

MassLynx MassLynx V4.1 SCN 901

Dataset: C:\MassLynx\Dioxin.PRO\Result Files\7-190726A2-Q2-0729TP.qld

Last Altered: Monday, July 29, 2019 13:40:20 Eastern Daylight Time

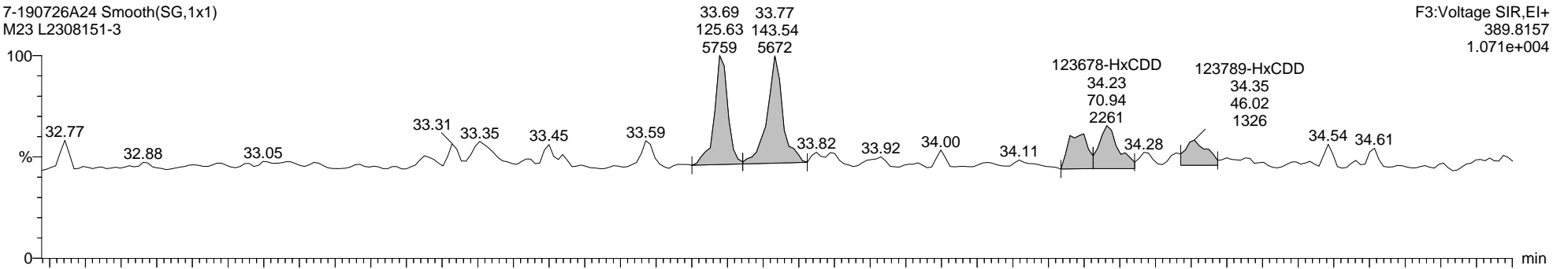
Printed: Friday, September 06, 2019 17:11:38 Eastern Daylight Time

Name: 7-190726A24, Date: 27-Jul-2019, Time: 05:42:34, ID: L2308151-3, Description: M23, Vial: Tray1:20

Total-Hexadioxins

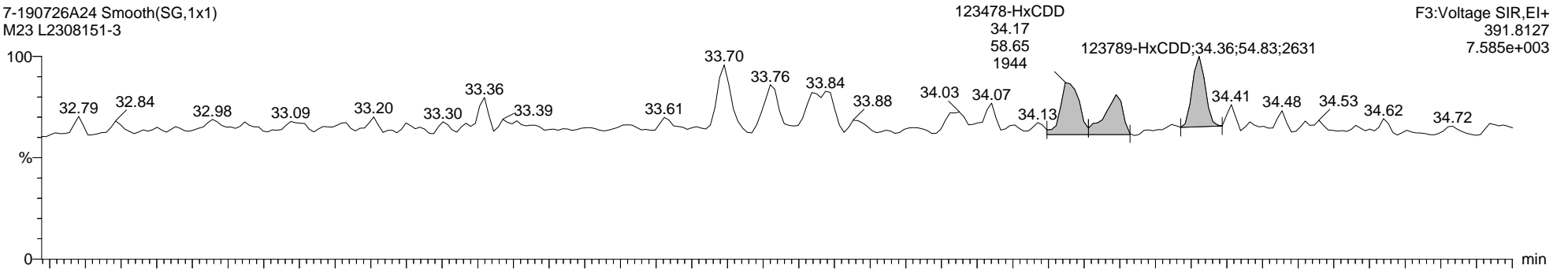
7-190726A24 Smooth(SG,1x1)
M23 L2308151-3

F3:Voltage SIR,EI+
389.8157
1.071e+004



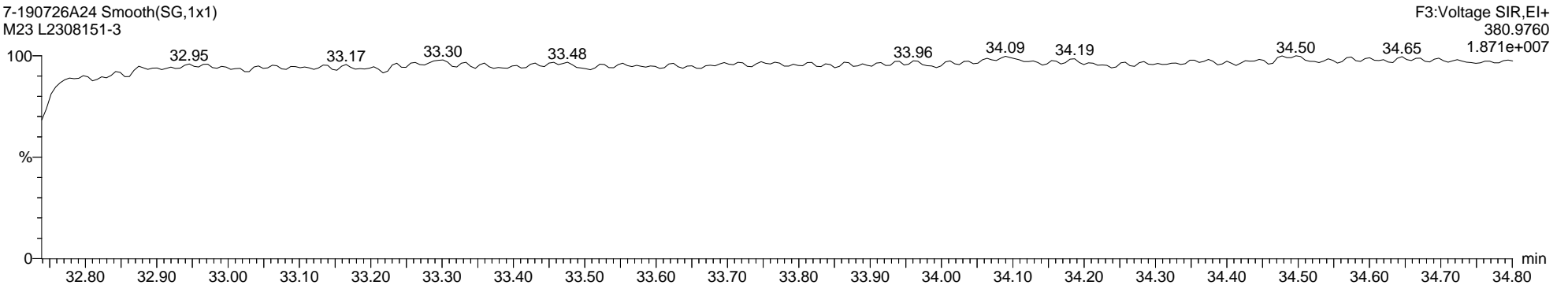
7-190726A24 Smooth(SG,1x1)
M23 L2308151-3

F3:Voltage SIR,EI+
391.8127
7.585e+003



7-190726A24 Smooth(SG,1x1)
M23 L2308151-3

F3:Voltage SIR,EI+
380.9760
1.871e+007



Dataset: C:\MassLynx\Dioxin.PRO\Result Files\7-190726A2-Q2-0729TP.qld

Last Altered: Monday, July 29, 2019 13:40:20 Eastern Daylight Time

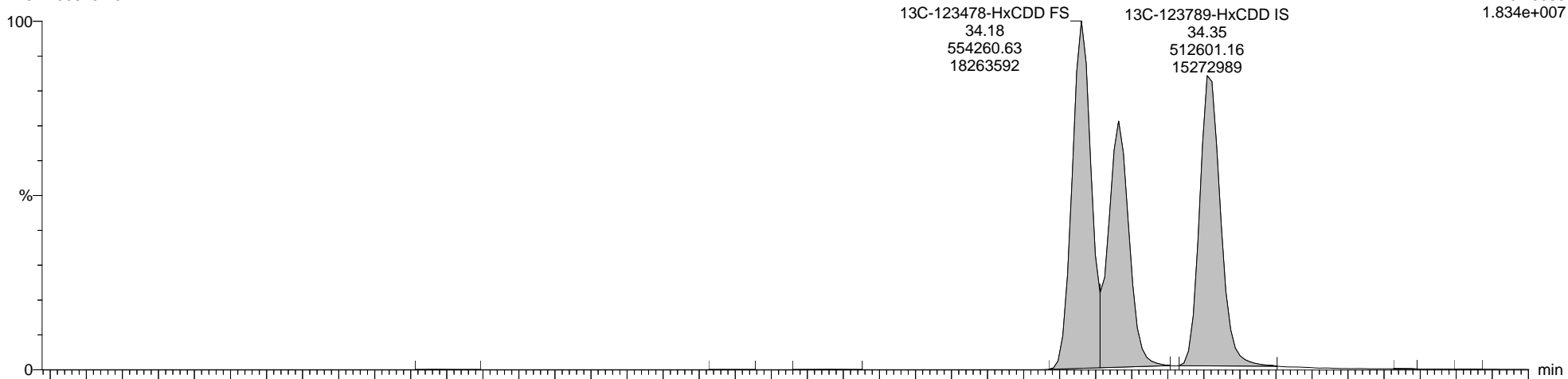
Printed: Friday, September 06, 2019 17:11:38 Eastern Daylight Time

Name: 7-190726A24, Date: 27-Jul-2019, Time: 05:42:34, ID: L2308151-3, Description: M23, Vial: Tray1:20

13C-123678-HxCDD ES

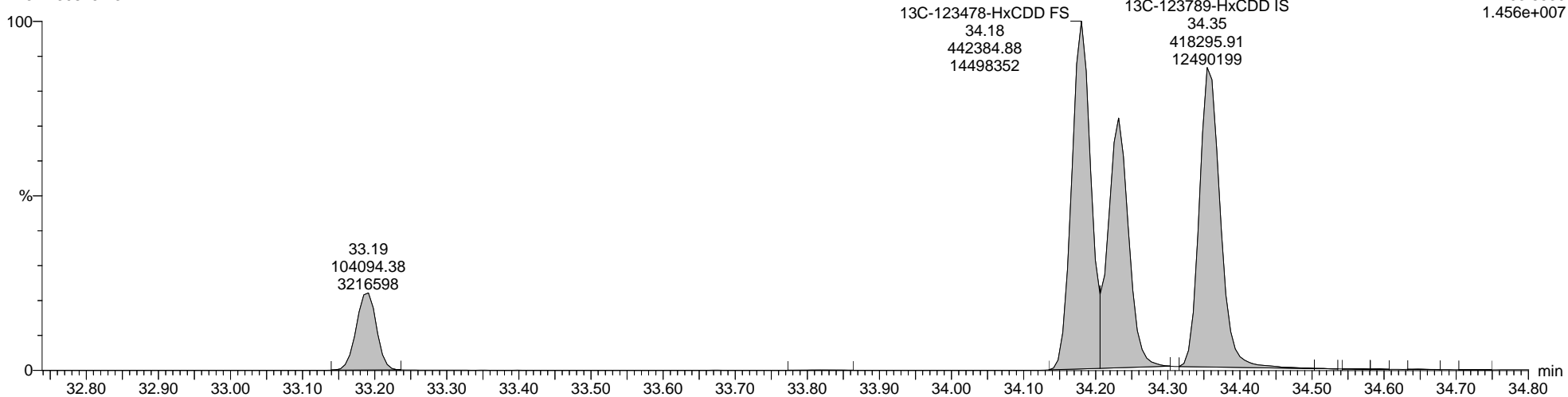
7-190726A24 Smooth(SG,1x1)
M23 L2308151-3

F3:Voltage SIR,EI+
401.8559
1.834e+007



7-190726A24 Smooth(SG,1x1)
M23 L2308151-3

F3:Voltage SIR,EI+
403.8530
1.456e+007



Quantify Sample Report **MassLynx MassLynx V4.1 SCN 901**

Dataset: C:\MassLynx\Dioxin.PRO\Result Files\7-190726A2-Q2-0729TP.qld

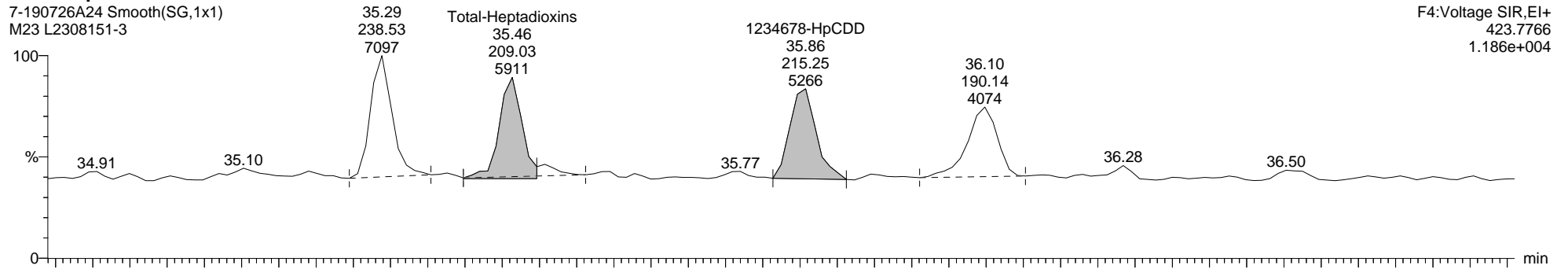
Last Altered: Monday, July 29, 2019 13:40:20 Eastern Daylight Time

Printed: Friday, September 06, 2019 17:11:38 Eastern Daylight Time

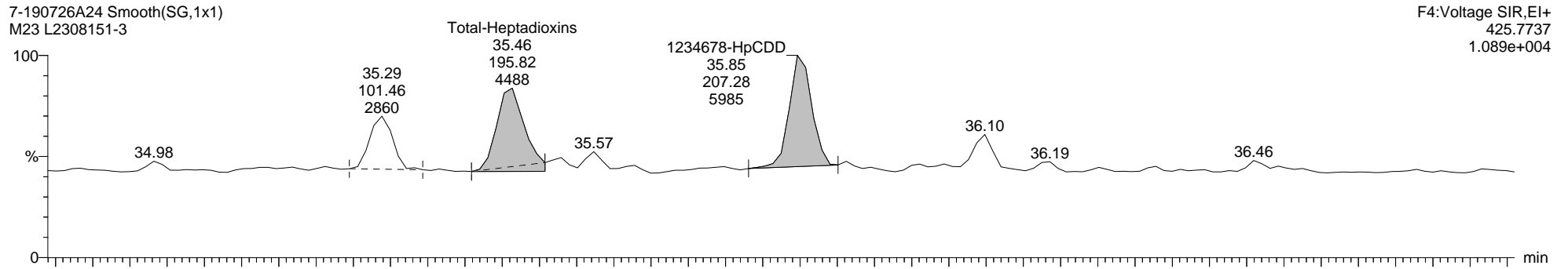
Name: 7-190726A24, Date: 27-Jul-2019, Time: 05:42:34, ID: L2308151-3, Description: M23, Vial: Tray1:20

Total-Heptadioxins

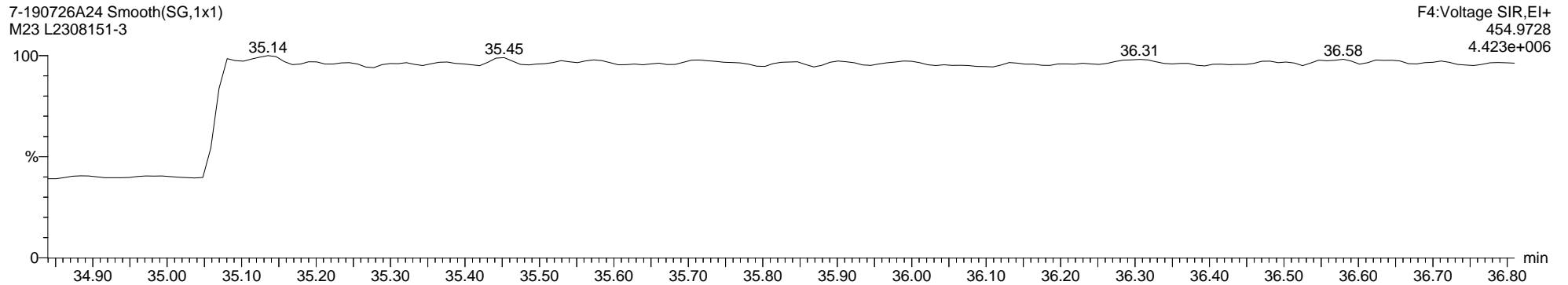
7-190726A24 Smooth(SG,1x1)
M23 L2308151-3



7-190726A24 Smooth(SG,1x1)
M23 L2308151-3



7-190726A24 Smooth(SG,1x1)
M23 L2308151-3



Quantify Sample Report MassLynx MassLynx V4.1 SCN 901

Dataset: C:\MassLynx\Dioxin.PRO\Result Files\7-190726A2-Q2-0729TP.qld

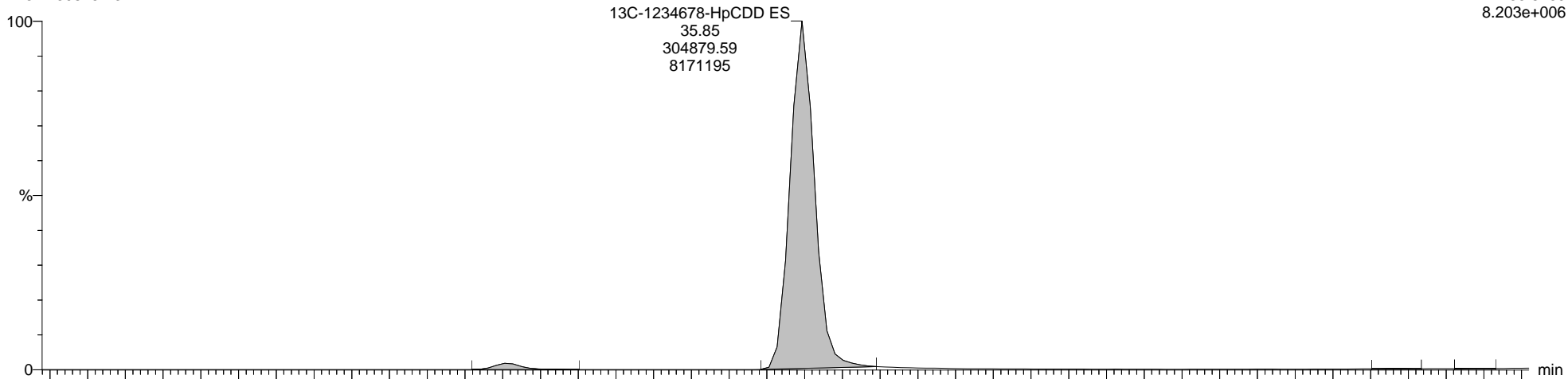
Last Altered: Monday, July 29, 2019 13:40:20 Eastern Daylight Time
Printed: Friday, September 06, 2019 17:11:38 Eastern Daylight Time

Name: 7-190726A24, Date: 27-Jul-2019, Time: 05:42:34, ID: L2308151-3, Description: M23, Vial: Tray1:20

13C-1234678-HpCDD ES

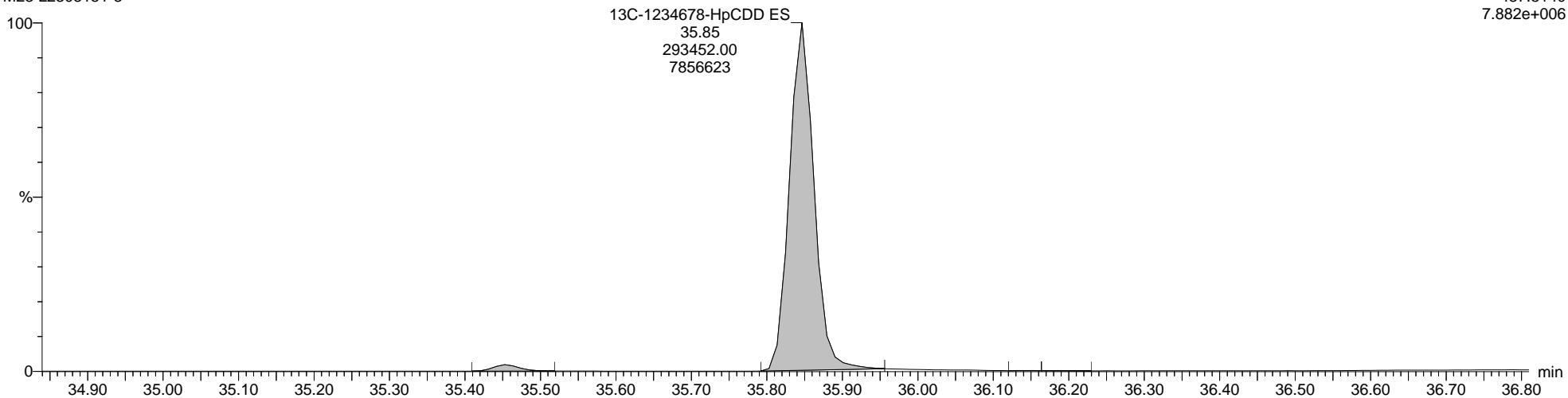
7-190726A24 Smooth(SG,1x1)
M23 L2308151-3

F4:Voltage SIR,EI+
435.8169
8.203e+006



7-190726A24 Smooth(SG,1x1)
M23 L2308151-3

F4:Voltage SIR,EI+
437.8140
7.882e+006



Quantify Sample Report MassLynx MassLynx V4.1 SCN 901

Dataset: C:\MassLynx\Dioxin.PRO\Result Files\7-190726A2-Q2-0729TP.qld

Last Altered: Monday, July 29, 2019 13:40:20 Eastern Daylight Time

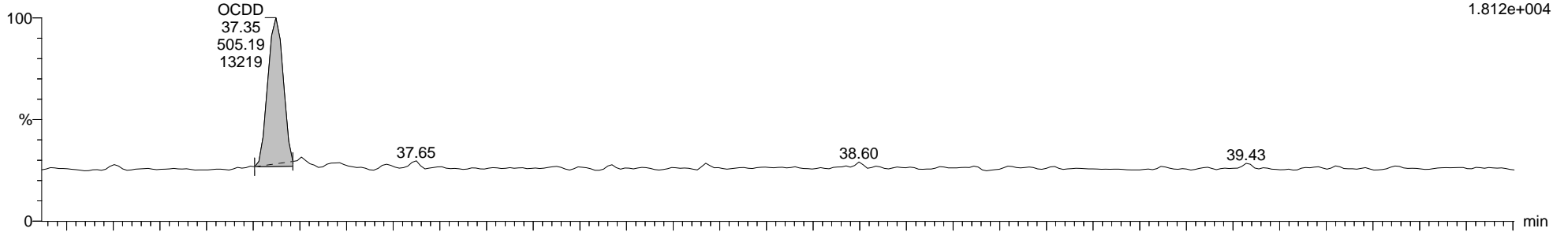
Printed: Friday, September 06, 2019 17:11:38 Eastern Daylight Time

Name: 7-190726A24, Date: 27-Jul-2019, Time: 05:42:34, ID: L2308151-3, Description: M23, Vial: Tray1:20

Total-OCDD

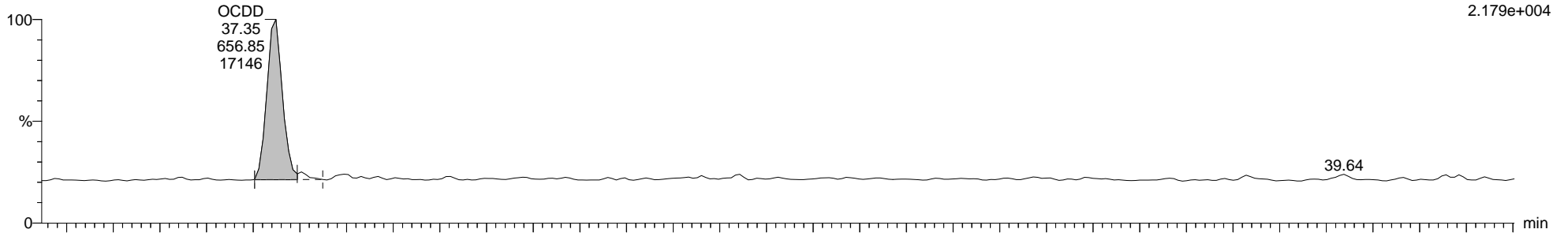
7-190726A24 Smooth(SG,1x1)
M23 L2308151-3

F5:Voltage SIR,EI+
457.7377
1.812e+004



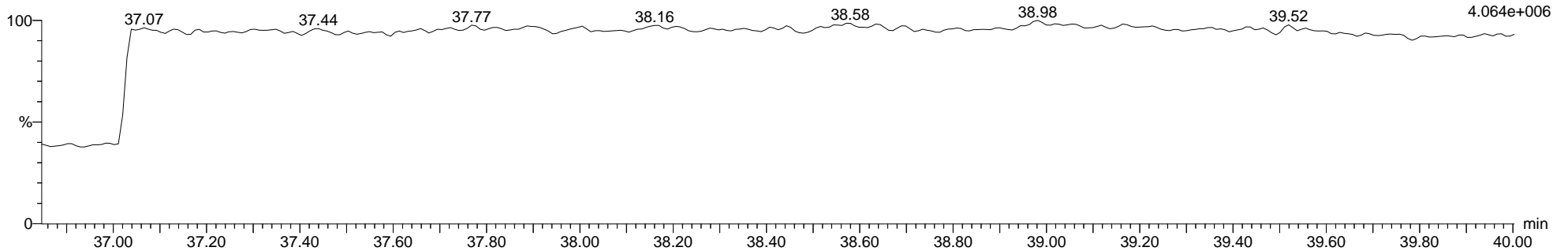
7-190726A24 Smooth(SG,1x1)
M23 L2308151-3

F5:Voltage SIR,EI+
459.7348
2.179e+004



7-190726A24 Smooth(SG,1x1)
M23 L2308151-3

F5:Voltage SIR,EI+
454.9728
4.064e+006



Quantify Sample Report MassLynx MassLynx V4.1 SCN 901

Dataset: C:\MassLynx\Dioxin.PRO\Result Files\7-190726A2-Q2-0729TP.qld


Last Altered: Monday, July 29, 2019 13:40:20 Eastern Daylight Time
Printed: Friday, September 06, 2019 17:11:38 Eastern Daylight Time

Name: 7-190726A24, Date: 27-Jul-2019, Time: 05:42:34, ID: L2308151-3, Description: M23, Vial: Tray1:20

13C-OCDD ES

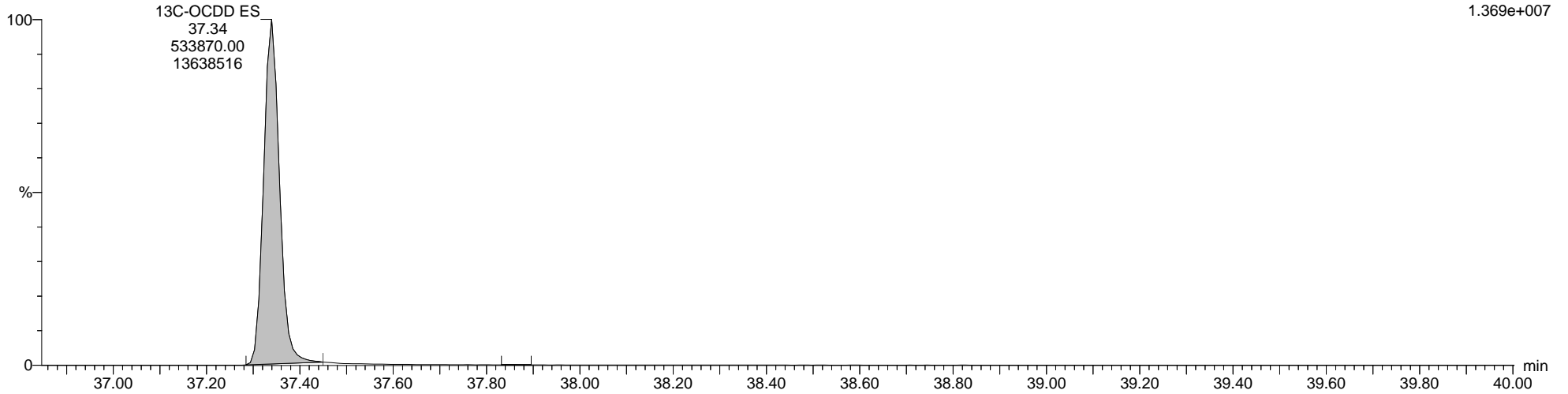
7-190726A24 Smooth(SG,1x1)
M23 L2308151-3

F5:Voltage SIR,EI+
469.7779
1.230e+007



7-190726A24 Smooth(SG,1x1)
M23 L2308151-3

F5:Voltage SIR,EI+
471.7750
1.369e+007



Quantify Sample Report MassLynx MassLynx V4.1 SCN 901

Dataset: C:\MassLynx\Dioxin.PRO\Result Files\7-190726A2-Q2-0729TP.qld

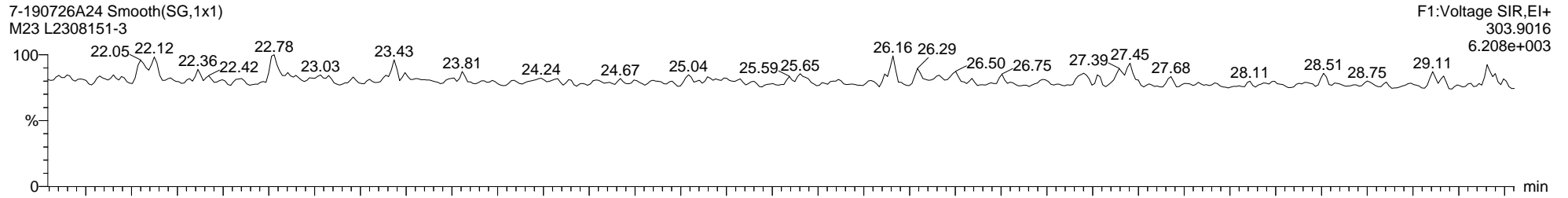
Last Altered: Monday, July 29, 2019 13:40:20 Eastern Daylight Time

Printed: Friday, September 06, 2019 17:11:38 Eastern Daylight Time

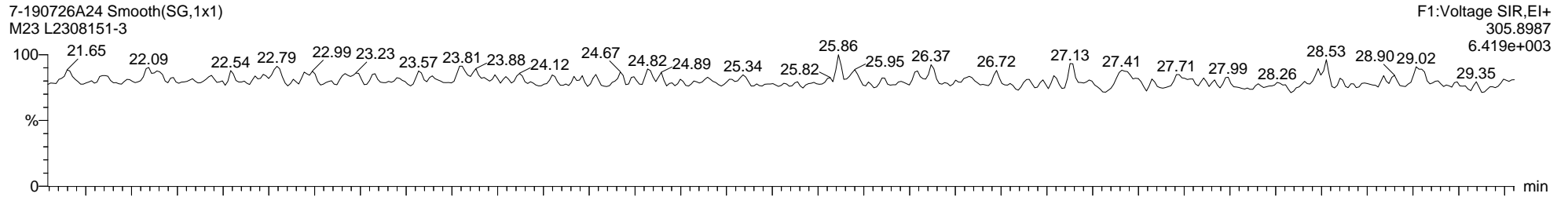
Name: 7-190726A24, Date: 27-Jul-2019, Time: 05:42:34, ID: L2308151-3, Description: M23, Vial: Tray1:20

Total-Tetrafurans

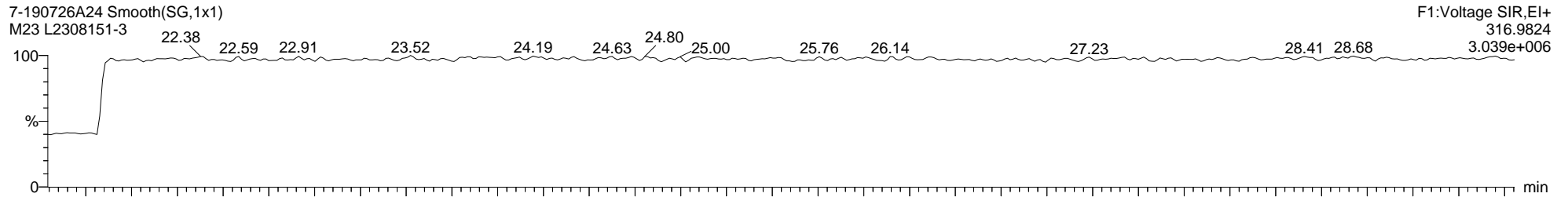
7-190726A24 Smooth(SG,1x1)
M23 L2308151-3



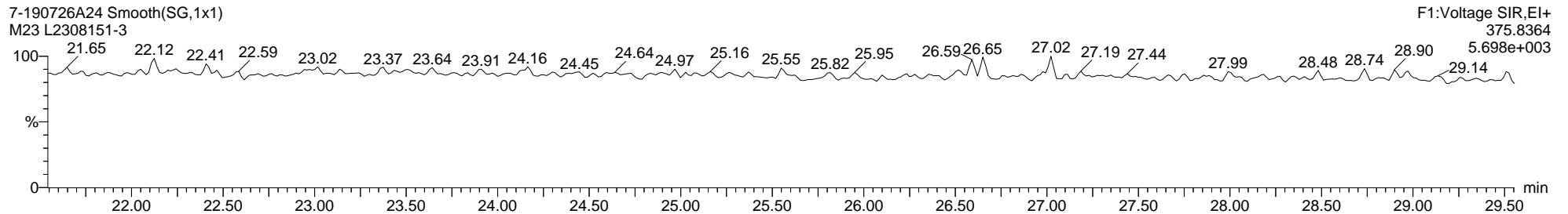
7-190726A24 Smooth(SG,1x1)
M23 L2308151-3



7-190726A24 Smooth(SG,1x1)
M23 L2308151-3



7-190726A24 Smooth(SG,1x1)
M23 L2308151-3



Quantify Sample Report MassLynx MassLynx V4.1 SCN 901

Dataset: C:\MassLynx\Dioxin.PRO\Result Files\7-190726A2-Q2-0729TP.qld

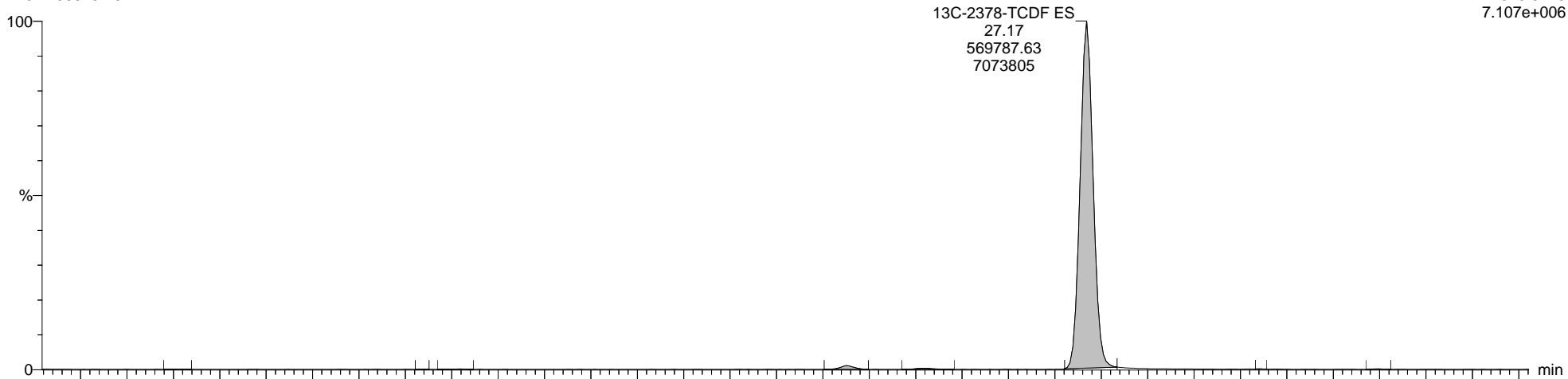
Last Altered: Monday, July 29, 2019 13:40:20 Eastern Daylight Time
Printed: Friday, September 06, 2019 17:11:38 Eastern Daylight Time

Name: 7-190726A24, Date: 27-Jul-2019, Time: 05:42:34, ID: L2308151-3, Description: M23, Vial: Tray1:20

13C-2378-TCDF ES

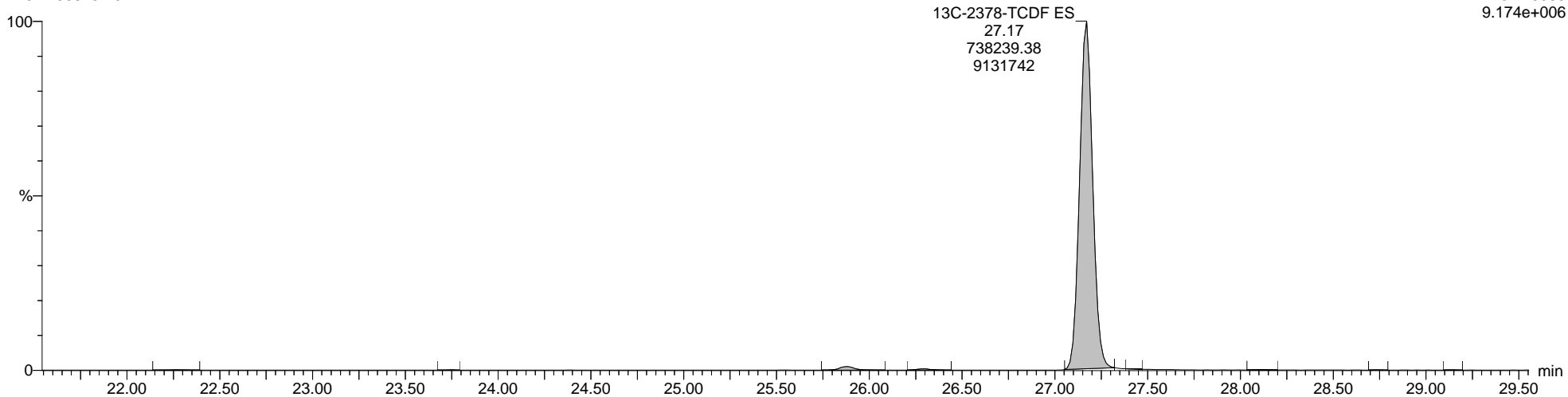
7-190726A24 Smooth(SG,1x1)
M23 L2308151-3

F1:Voltage SIR,EI+
315.9419
7.107e+006



7-190726A24 Smooth(SG,1x1)
M23 L2308151-3

F1:Voltage SIR,EI+
317.9389
9.174e+006



Quantify Sample Report MassLynx MassLynx V4.1 SCN 901

Dataset: C:\MassLynx\Dioxin.PRO\Result Files\7-190726A2-Q2-0729TP.qld

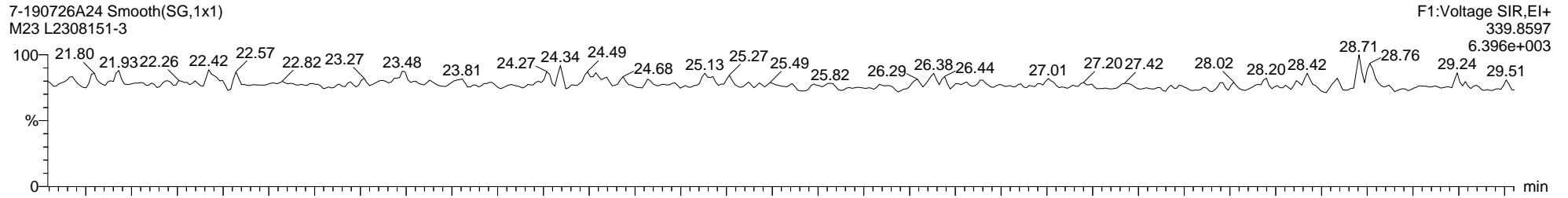
Last Altered: Monday, July 29, 2019 13:40:20 Eastern Daylight Time

Printed: Friday, September 06, 2019 17:11:38 Eastern Daylight Time

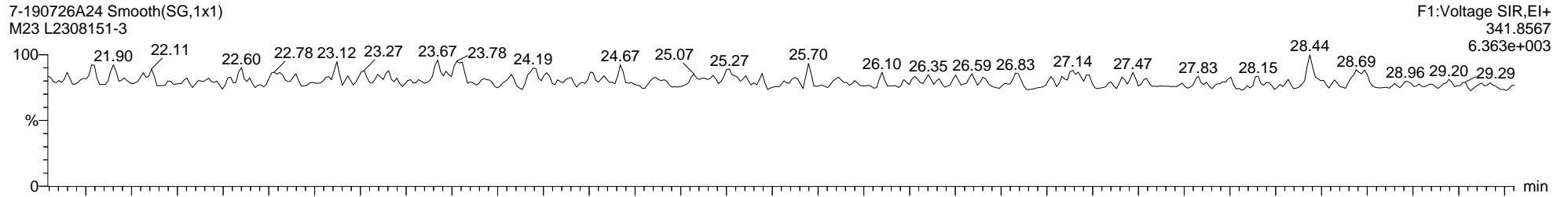
Name: 7-190726A24, Date: 27-Jul-2019, Time: 05:42:34, ID: L2308151-3, Description: M23, Vial: Tray1:20

Total-PeCDF-F1

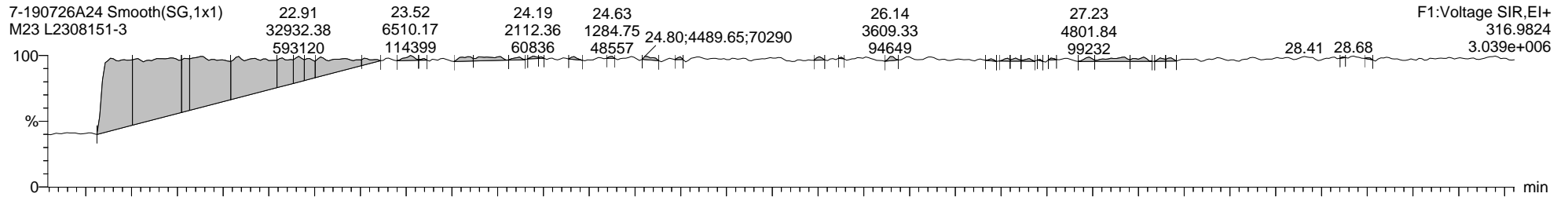
7-190726A24 Smooth(SG,1x1)
M23 L2308151-3



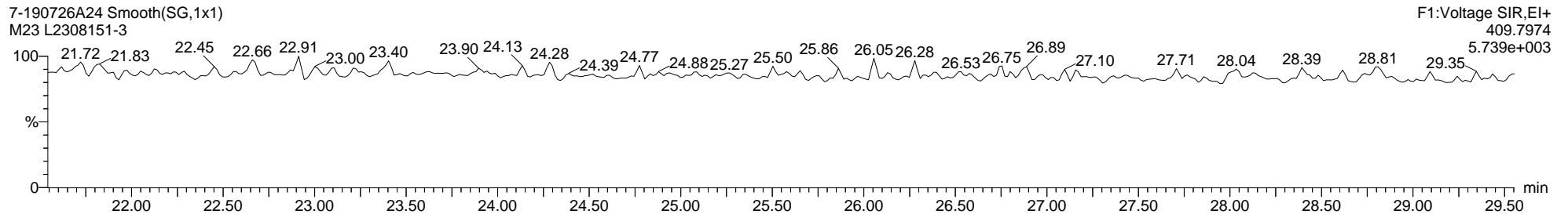
7-190726A24 Smooth(SG,1x1)
M23 L2308151-3



7-190726A24 Smooth(SG,1x1)
M23 L2308151-3



7-190726A24 Smooth(SG,1x1)
M23 L2308151-3



Quantify Sample Report MassLynx MassLynx V4.1 SCN 901

Dataset: C:\MassLynx\Dioxin.PRO\Result Files\7-190726A2-Q2-0729TP.qld

Last Altered: Monday, July 29, 2019 13:40:20 Eastern Daylight Time

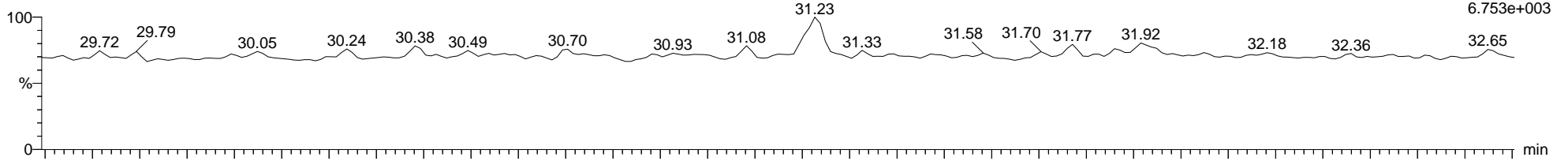
Printed: Friday, September 06, 2019 17:11:38 Eastern Daylight Time

Name: 7-190726A24, Date: 27-Jul-2019, Time: 05:42:34, ID: L2308151-3, Description: M23, Vial: Tray1:20

Total-Pentafurans

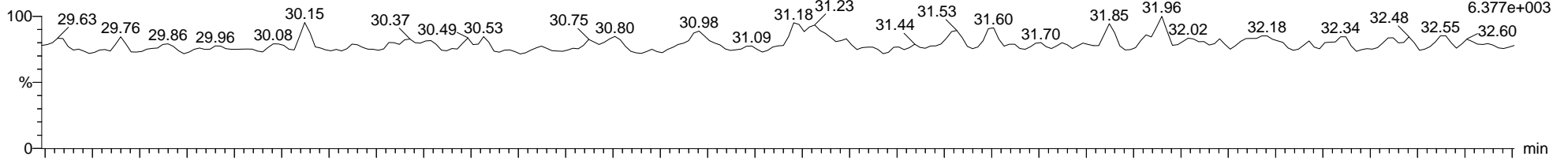
7-190726A24 Smooth(SG,1x1)
M23 L2308151-3

F2:Voltage SIR,EI+
339.8597
6.753e+003



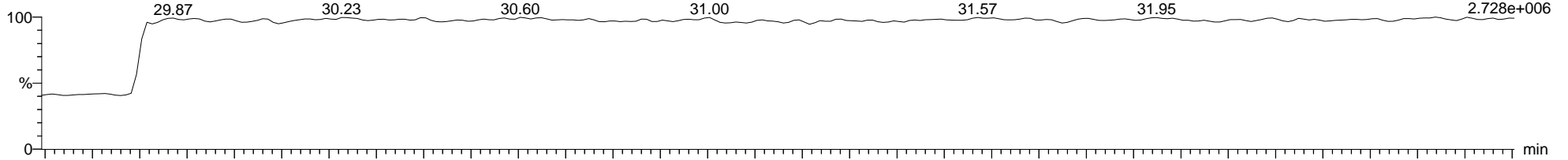
7-190726A24 Smooth(SG,1x1)
M23 L2308151-3

F2:Voltage SIR,EI+
341.8567
6.377e+003



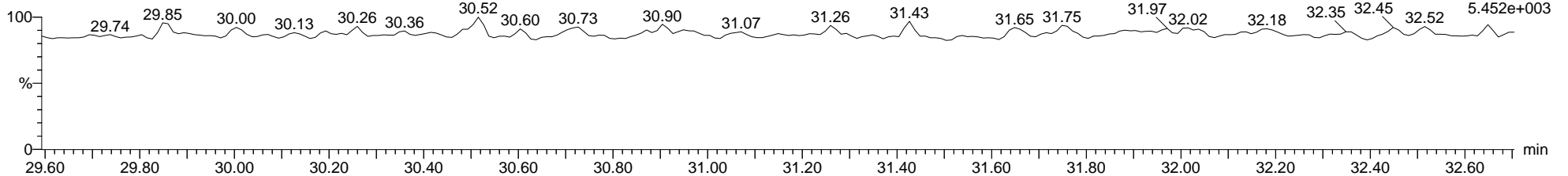
7-190726A24 Smooth(SG,1x1)
M23 L2308151-3

F2:Voltage SIR,EI+
366.9792
2.728e+006



7-190726A24 Smooth(SG,1x1)
M23 L2308151-3

F2:Voltage SIR,EI+
409.7974
5.452e+003



Dataset: C:\MassLynx\Dioxin.PRO\Result Files\7-190726A2-Q2-0729TP.qld

Last Altered: Monday, July 29, 2019 13:40:20 Eastern Daylight Time

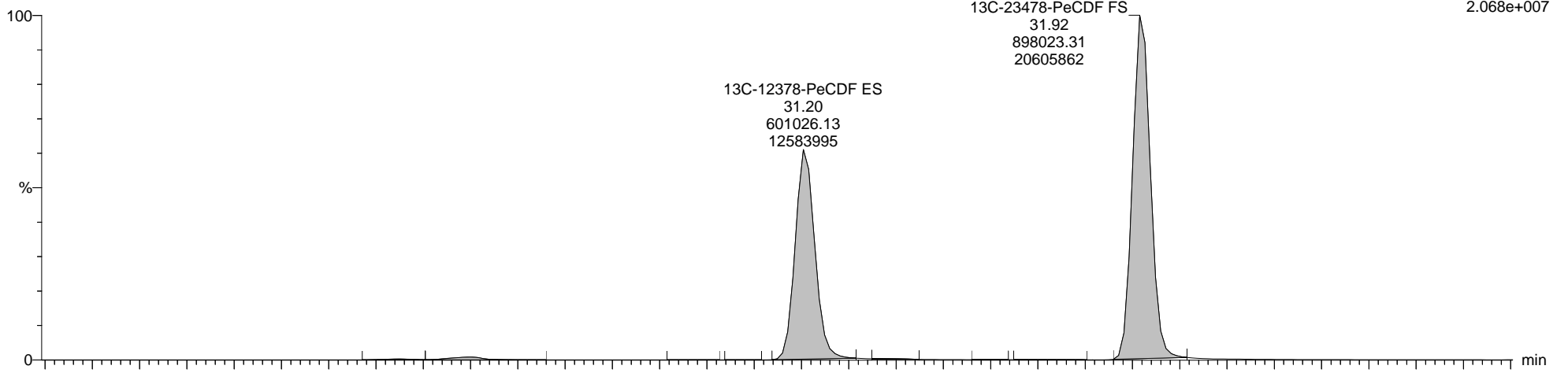
Printed: Friday, September 06, 2019 17:11:38 Eastern Daylight Time

Name: 7-190726A24, Date: 27-Jul-2019, Time: 05:42:34, ID: L2308151-3, Description: M23, Vial: Tray1:20

13C-12378-PeCDF ES

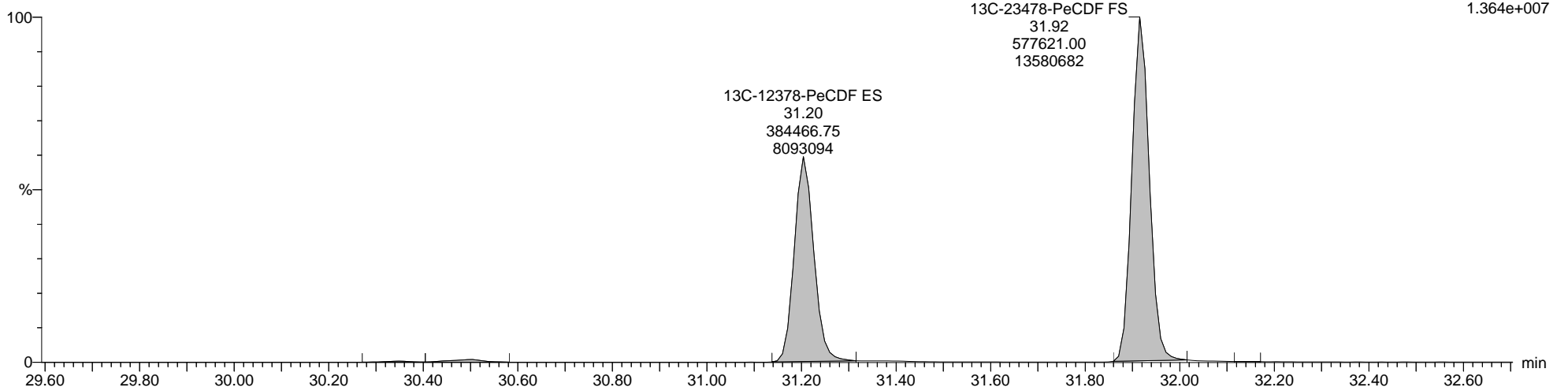
7-190726A24 Smooth(SG,1x1)
M23 L2308151-3

F2:Voltage SIR,EI+
351.9000
2.068e+007



7-190726A24 Smooth(SG,1x1)
M23 L2308151-3

F2:Voltage SIR,EI+
353.8970
1.364e+007



Quantify Sample Report MassLynx MassLynx V4.1 SCN 901

Dataset: C:\MassLynx\Dioxin.PRO\Result Files\7-190726A2-Q2-0729TP.qld

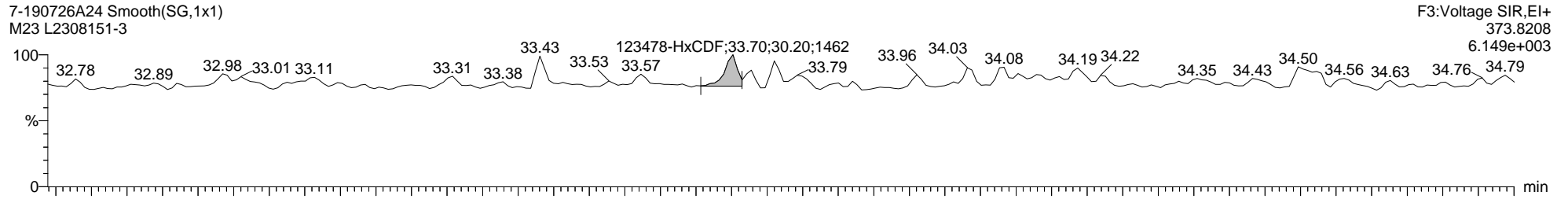
Last Altered: Monday, July 29, 2019 13:40:20 Eastern Daylight Time

Printed: Friday, September 06, 2019 17:11:38 Eastern Daylight Time

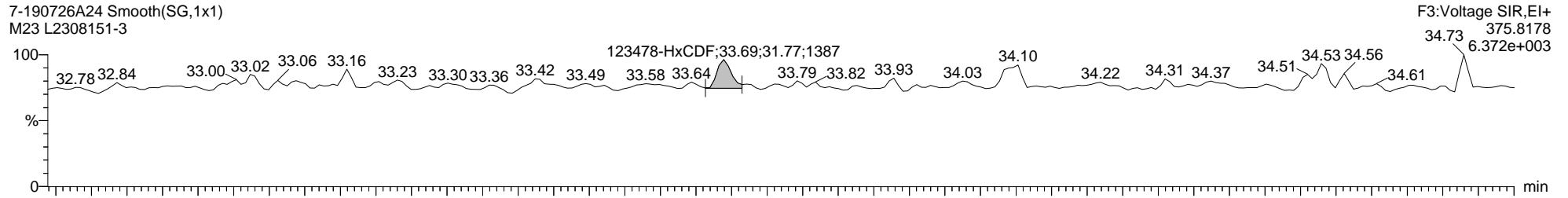
Name: 7-190726A24, Date: 27-Jul-2019, Time: 05:42:34, ID: L2308151-3, Description: M23, Vial: Tray1:20

Total-Hexafurans

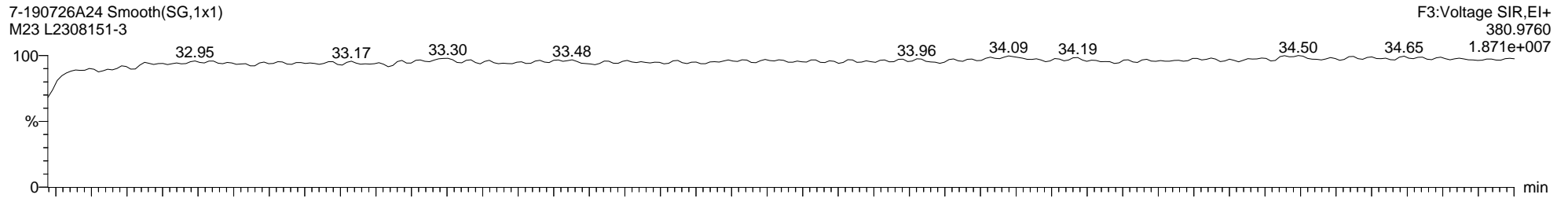
7-190726A24 Smooth(SG,1x1)
M23 L2308151-3



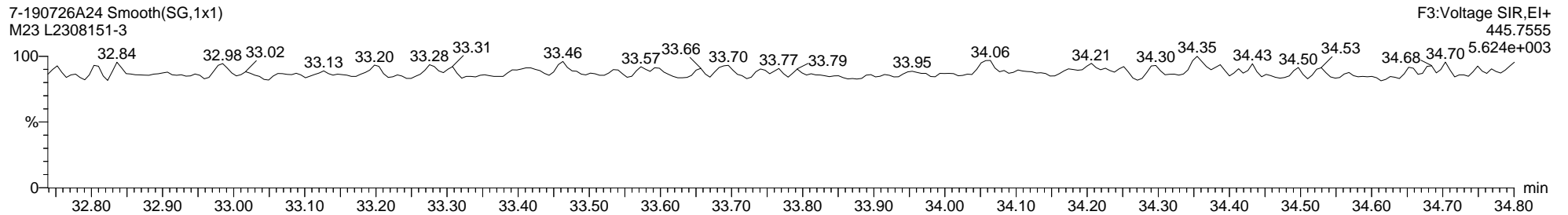
7-190726A24 Smooth(SG,1x1)
M23 L2308151-3



7-190726A24 Smooth(SG,1x1)
M23 L2308151-3



7-190726A24 Smooth(SG,1x1)
M23 L2308151-3



Dataset: C:\MassLynx\Dioxin.PRO\Result Files\7-190726A2-Q2-0729TP.qld

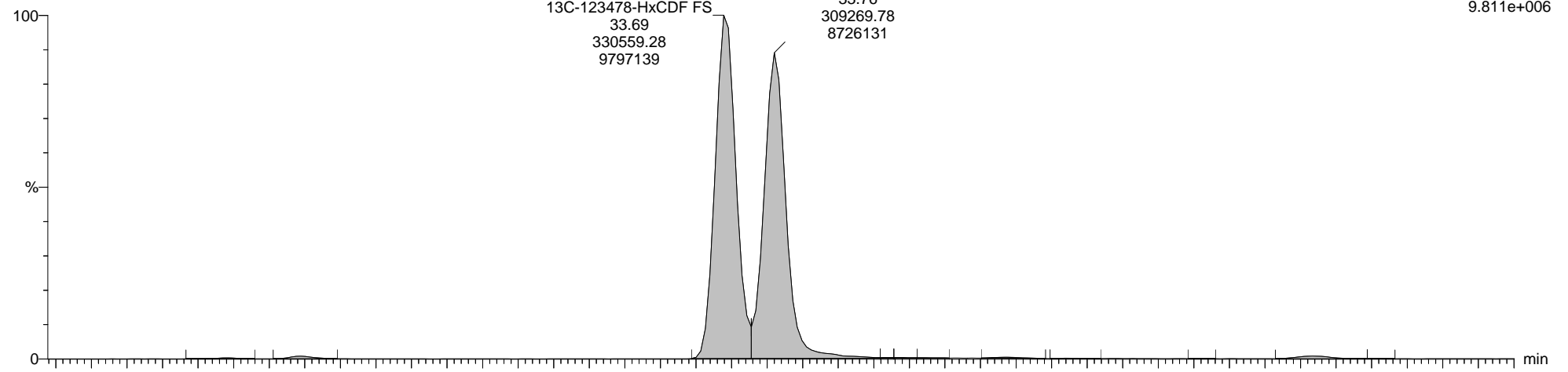
Last Altered: Monday, July 29, 2019 13:40:20 Eastern Daylight Time

Printed: Friday, September 06, 2019 17:11:38 Eastern Daylight Time

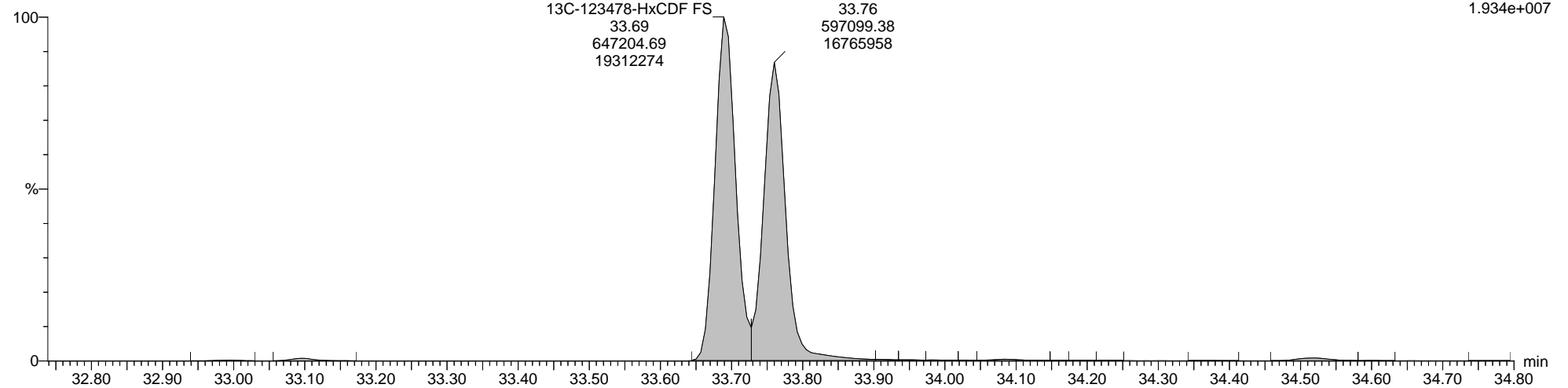
Name: 7-190726A24, Date: 27-Jul-2019, Time: 05:42:34, ID: L2308151-3, Description: M23, Vial: Tray1:20

13C-123678-HxCDF ES

7-190726A24 Smooth(SG,1x1)
M23 L2308151-3



7-190726A24 Smooth(SG,1x1)
M23 L2308151-3



Quantify Sample Report MassLynx MassLynx V4.1 SCN 901

Dataset: C:\MassLynx\Dioxin.PRO\Result Files\7-190726A2-Q2-0729TP.qld

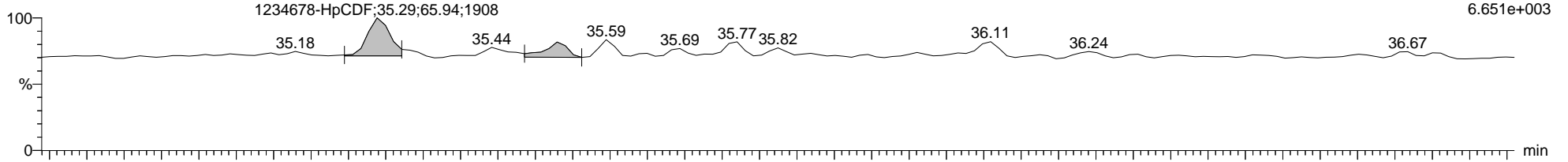
Last Altered: Monday, July 29, 2019 13:40:20 Eastern Daylight Time
Printed: Friday, September 06, 2019 17:11:38 Eastern Daylight Time

Name: 7-190726A24, Date: 27-Jul-2019, Time: 05:42:34, ID: L2308151-3, Description: M23, Vial: Tray1:20

Total-Heptafurans

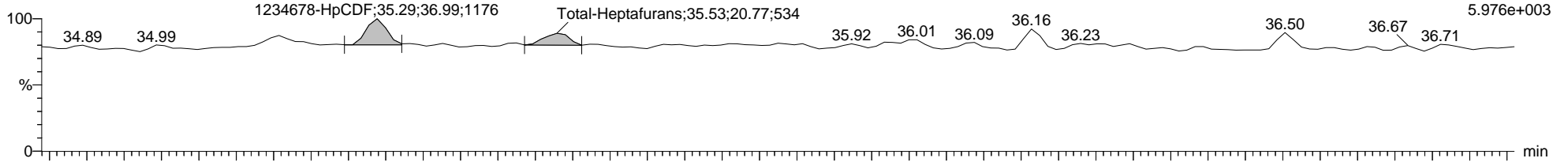
7-190726A24 Smooth(SG,1x1)
M23 L2308151-3

F4:Voltage SIR,EI+
409.7789
6.651e+003



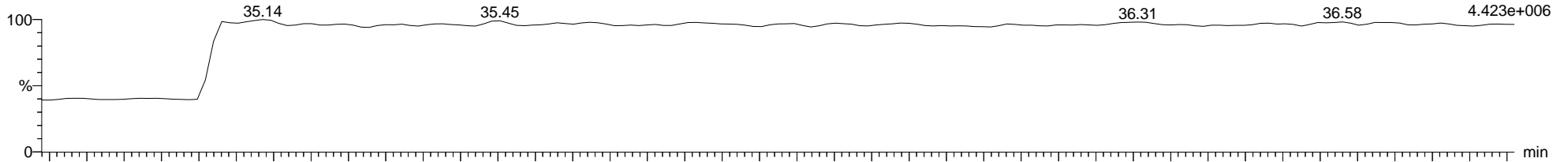
7-190726A24 Smooth(SG,1x1)
M23 L2308151-3

F4:Voltage SIR,EI+
411.7759
5.976e+003



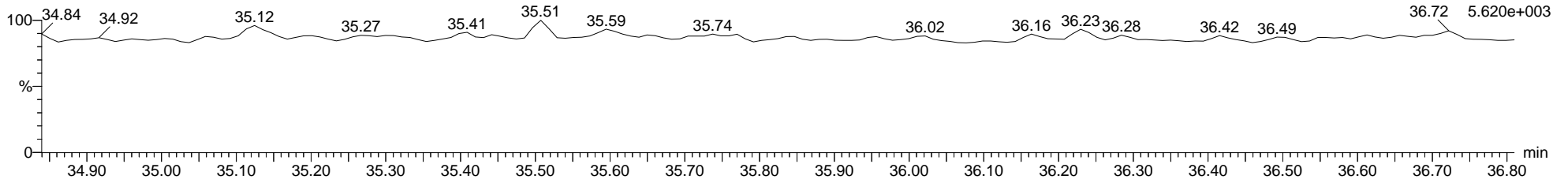
7-190726A24 Smooth(SG,1x1)
M23 L2308151-3

F4:Voltage SIR,EI+
454.9728
4.423e+006



7-190726A24 Smooth(SG,1x1)
M23 L2308151-3

F4:Voltage SIR,EI+
479.7165
5.620e+003



Quantify Sample Report MassLynx MassLynx V4.1 SCN 901

Dataset: C:\MassLynx\Dioxin.PRO\Result Files\7-190726A2-Q2-0729TP.qld

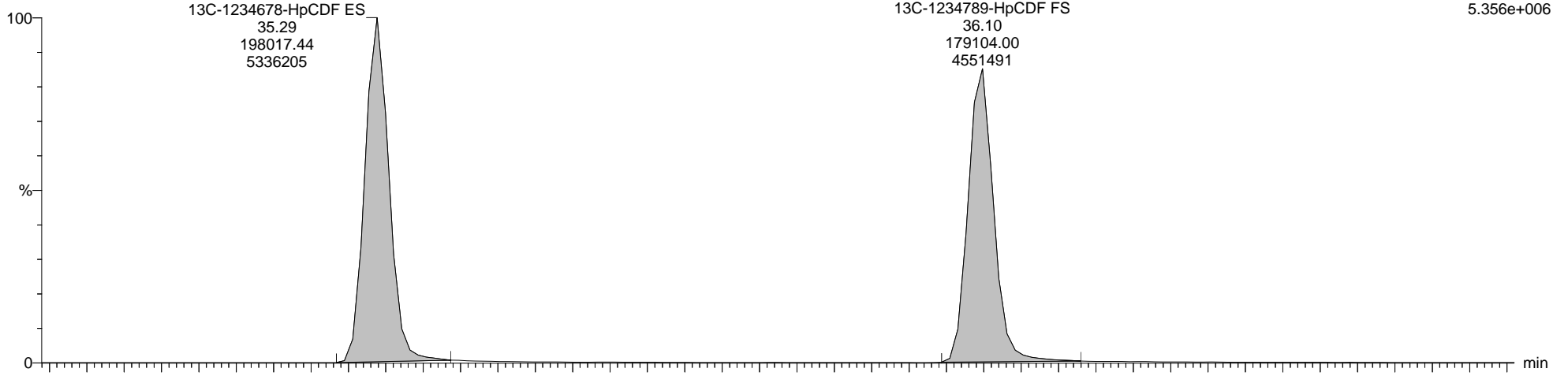
Last Altered: Monday, July 29, 2019 13:40:20 Eastern Daylight Time
Printed: Friday, September 06, 2019 17:11:38 Eastern Daylight Time

Name: 7-190726A24, Date: 27-Jul-2019, Time: 05:42:34, ID: L2308151-3, Description: M23, Vial: Tray1:20

13C-1234678-HpCDF ES

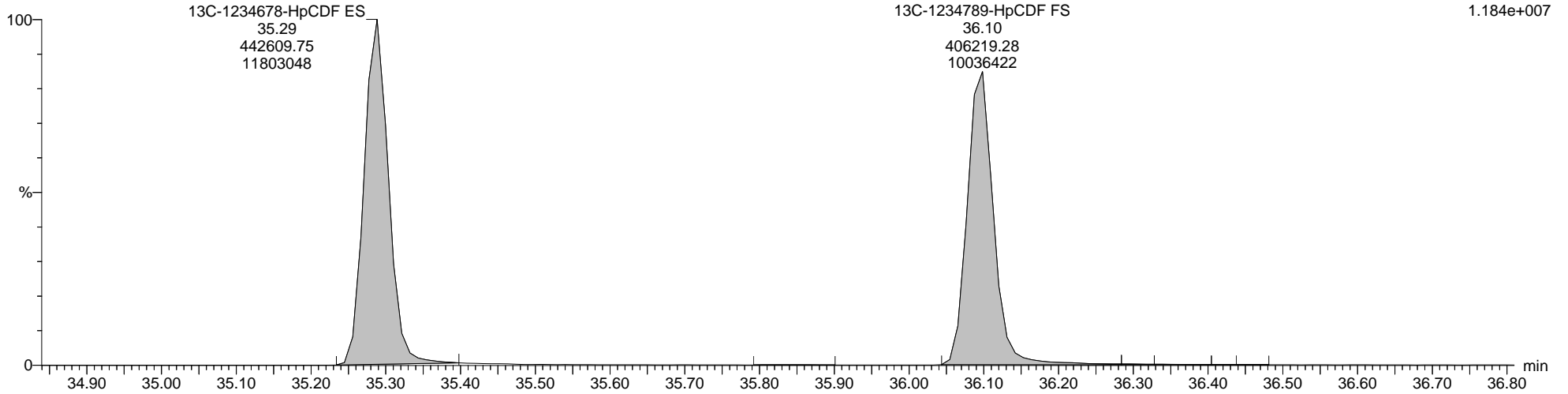
7-190726A24 Smooth(SG,1x1)
M23 L2308151-3

F4:Voltage SIR,EI+
417.8253
5.356e+006



7-190726A24 Smooth(SG,1x1)
M23 L2308151-3

F4:Voltage SIR,EI+
419.8220
1.184e+007



Quantify Sample Report MassLynx MassLynx V4.1 SCN 901

Dataset: C:\MassLynx\Dioxin.PRO\Result Files\7-190726A2-Q2-0729TP.qld

Last Altered: Monday, July 29, 2019 13:40:20 Eastern Daylight Time

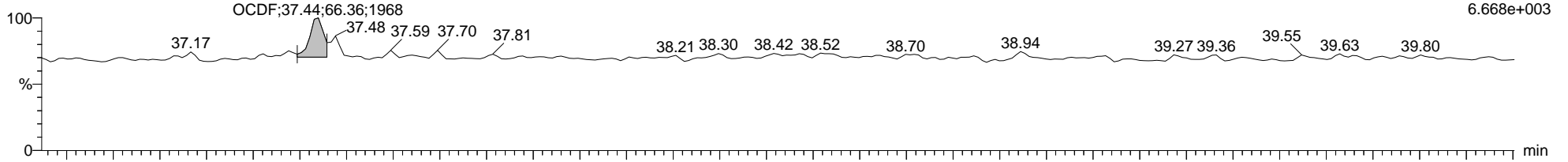
Printed: Friday, September 06, 2019 17:11:38 Eastern Daylight Time

Name: 7-190726A24, Date: 27-Jul-2019, Time: 05:42:34, ID: L2308151-3, Description: M23, Vial: Tray1:20

Totals-OCDF

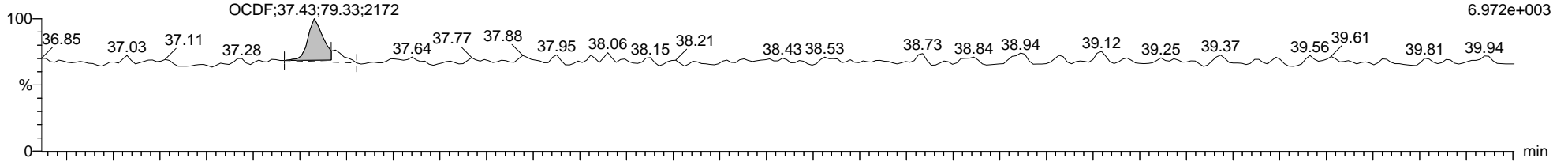
7-190726A24 Smooth(SG,1x1)
M23 L2308151-3

F5:Voltage SIR,EI+
441.7428
6.668e+003



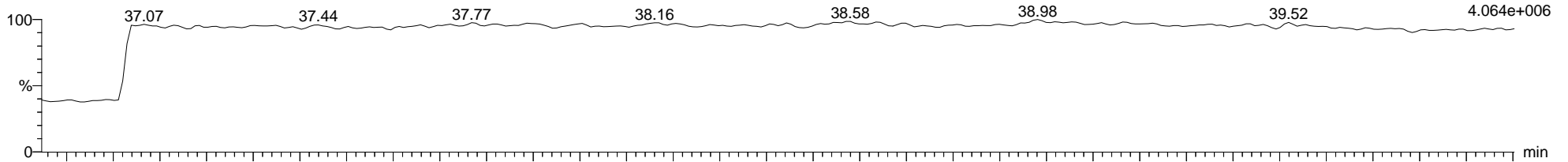
7-190726A24 Smooth(SG,1x1)
M23 L2308151-3

F5:Voltage SIR,EI+
443.7398
6.972e+003



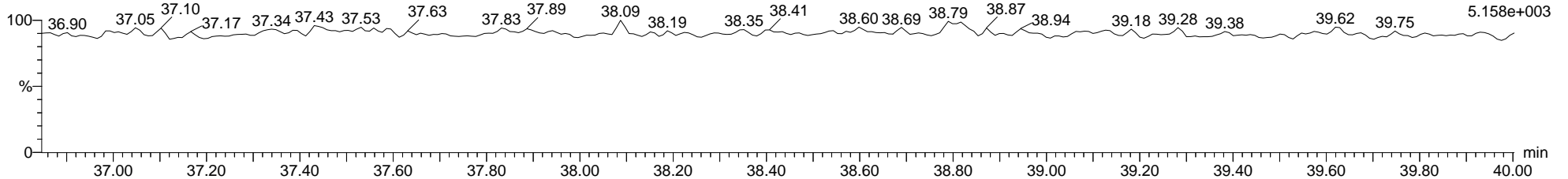
7-190726A24 Smooth(SG,1x1)
M23 L2308151-3

F5:Voltage SIR,EI+
454.9728
4.064e+006



7-190726A24 Smooth(SG,1x1)
M23 L2308151-3

F5:Voltage SIR,EI+
513.6775
5.158e+003



Quantify Sample Report MassLynx MassLynx V4.1 SCN 901

Dataset: C:\MassLynx\Dioxin.PRO\Result Files\7-190726A2-Q2-0729TP.qld

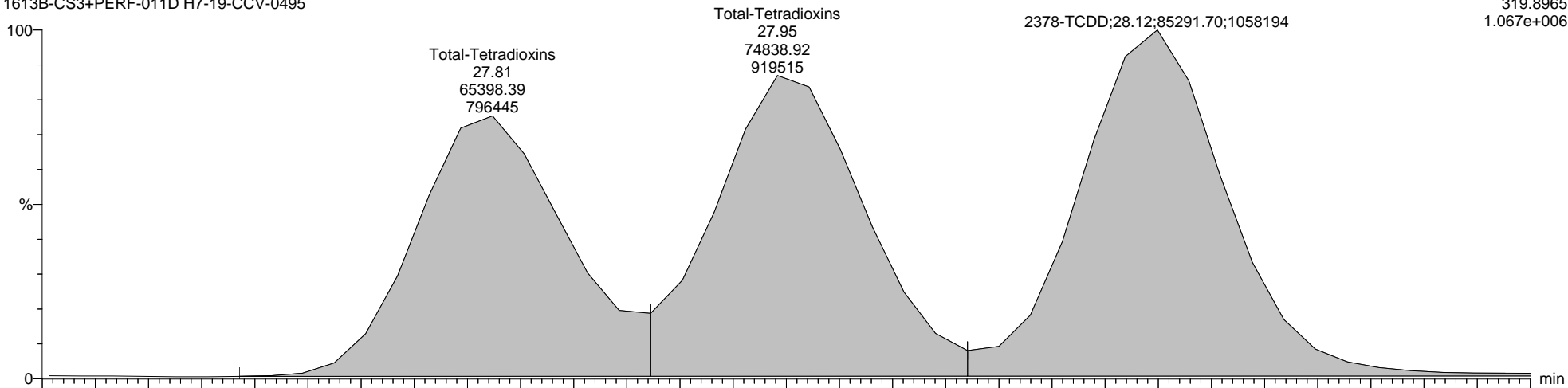
Last Altered: Monday, July 29, 2019 13:40:20 Eastern Daylight Time
Printed: Friday, September 06, 2019 17:11:38 Eastern Daylight Time

Name: 7-190726A25, Date: 27-Jul-2019, Time: 06:24:41, ID: H7-19-CCV-0495, Description: 1613B-CS3+PERF-011D, Vial: Tray1:1

2378-TCDD

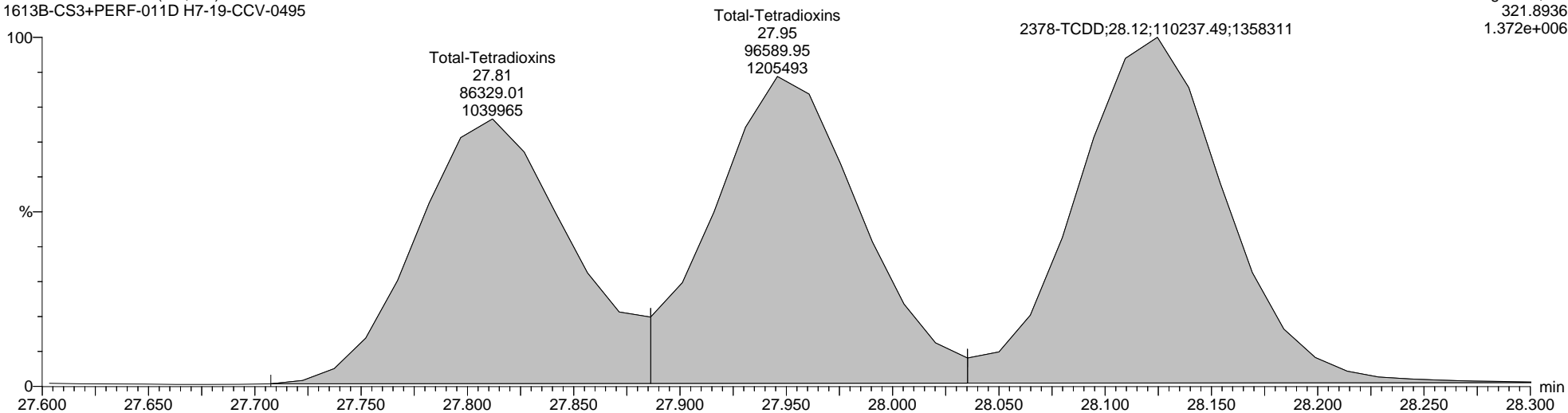
7-190726A25 Smooth(SG,1x1)
1613B-CS3+PERF-011D H7-19-CCV-0495

F1:Voltage SIR,EI+
319.8965
1.067e+006



7-190726A25 Smooth(SG,1x1)
1613B-CS3+PERF-011D H7-19-CCV-0495

F1:Voltage SIR,EI+
321.8936
1.372e+006



Quantify Sample Report MassLynx MassLynx V4.1 SCN 901

Dataset: C:\MassLynx\Dioxin.PRO\Result Files\7-190726A2-Q2-0729TP.qld

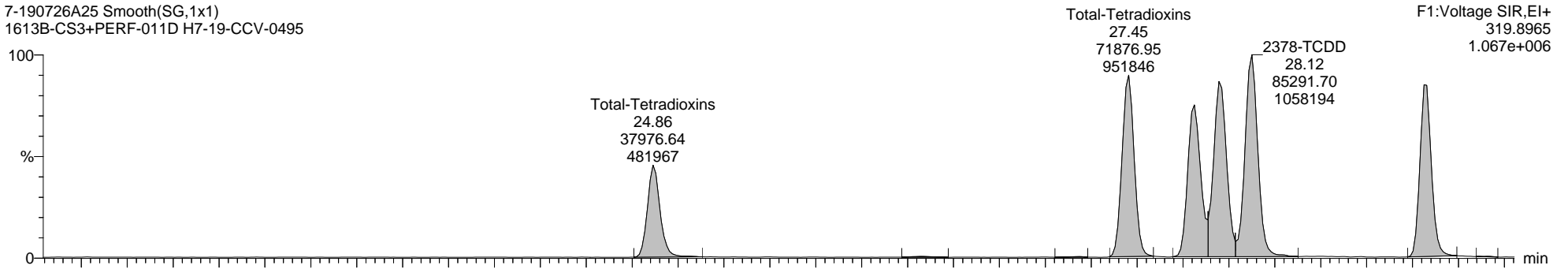
Last Altered: Monday, July 29, 2019 13:40:20 Eastern Daylight Time

Printed: Friday, September 06, 2019 17:11:38 Eastern Daylight Time

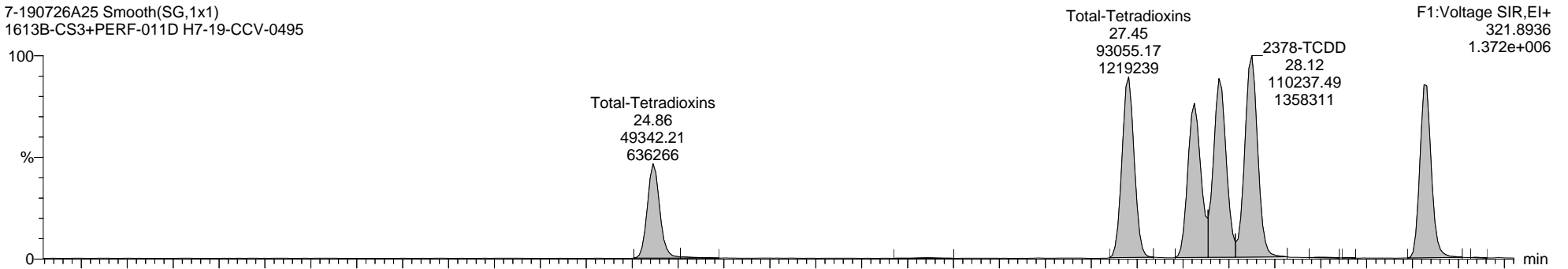
Name: 7-190726A25, Date: 27-Jul-2019, Time: 06:24:41, ID: H7-19-CCV-0495, Description: 1613B-CS3+PERF-011D, Vial: Tray1:1

Total-Tetradoxins

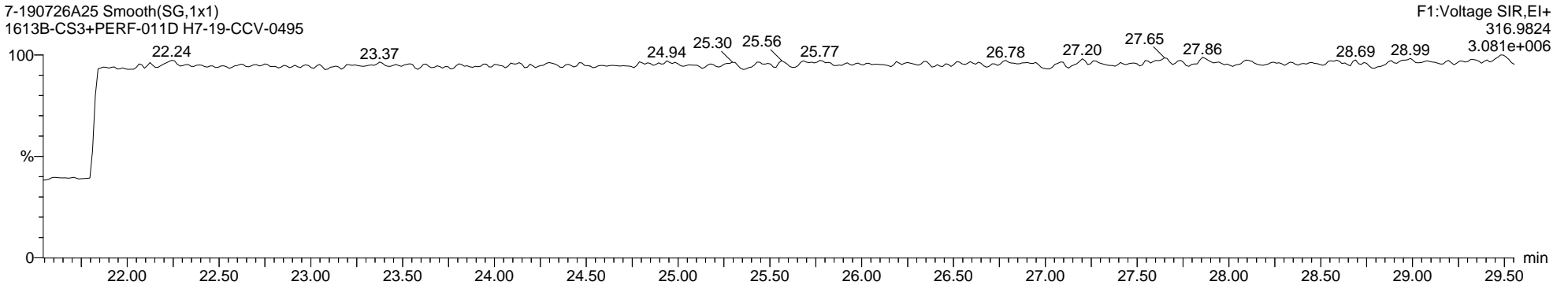
7-190726A25 Smooth(SG,1x1)
1613B-CS3+PERF-011D H7-19-CCV-0495



7-190726A25 Smooth(SG,1x1)
1613B-CS3+PERF-011D H7-19-CCV-0495



7-190726A25 Smooth(SG,1x1)
1613B-CS3+PERF-011D H7-19-CCV-0495



Dataset: C:\MassLynx\Dioxin.PRO\Result Files\7-190726A2-Q2-0729TP.qld


Last Altered: Monday, July 29, 2019 13:40:20 Eastern Daylight Time

Printed: Friday, September 06, 2019 17:11:38 Eastern Daylight Time

Name: 7-190726A25, Date: 27-Jul-2019, Time: 06:24:41, ID: H7-19-CCV-0495, Description: 1613B-CS3+PERF-011D, Vial: Tray1:1

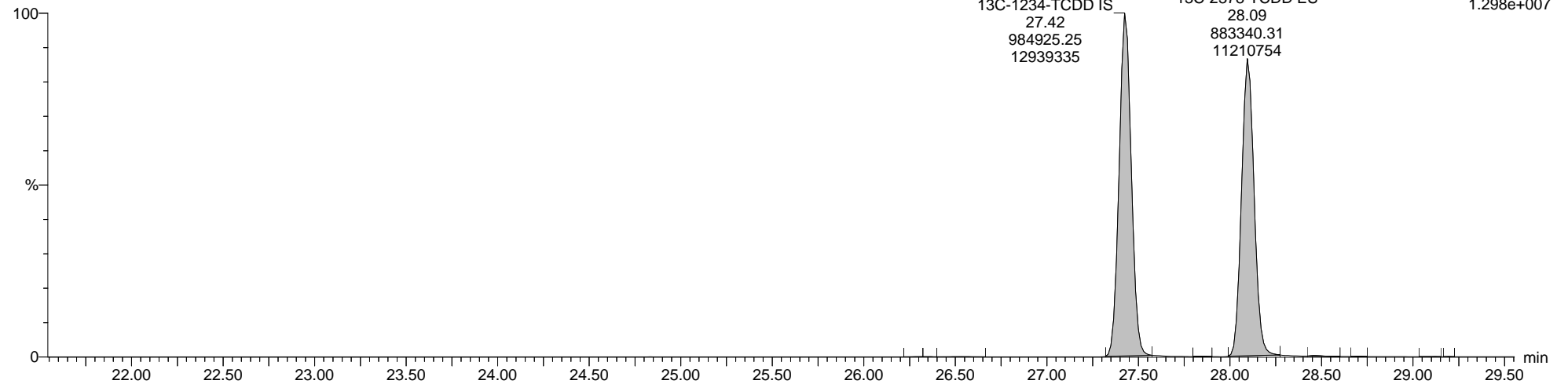
13C-2378-TCDD ES

7-190726A25 Smooth(SG,1x1)
1613B-CS3+PERF-011D H7-19-CCV-0495



F1:Voltage SIR,EI+
331.9368
1.022e+007

7-190726A25 Smooth(SG,1x1)
1613B-CS3+PERF-011D H7-19-CCV-0495



F1:Voltage SIR,EI+
333.9339
1.298e+007

Quantify Sample Report MassLynx MassLynx V4.1 SCN 901

Dataset: C:\MassLynx\Dioxin.PRO\Result Files\7-190726A2-Q2-0729TP.qld

Last Altered: Monday, July 29, 2019 13:40:20 Eastern Daylight Time


Printed: Friday, September 06, 2019 17:11:38 Eastern Daylight Time

Name: 7-190726A25, Date: 27-Jul-2019, Time: 06:24:41, ID: H7-19-CCV-0495, Description: 1613B-CS3+PERF-011D, Vial: Tray1:1

Totals-37Cl-2378-TCDD

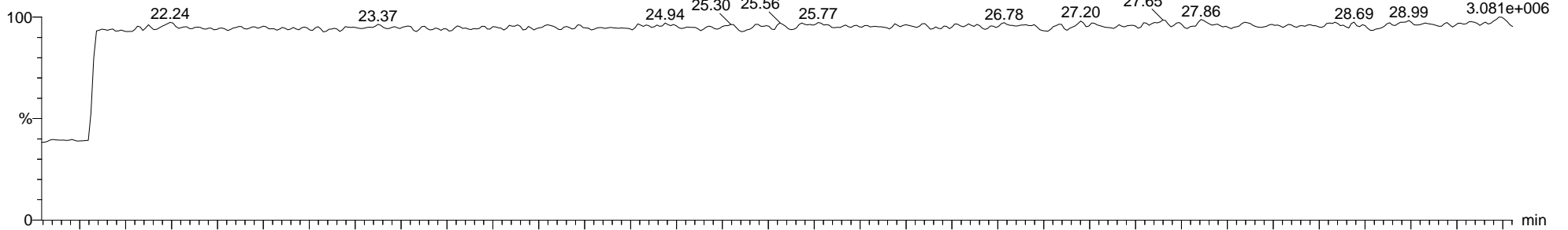
7-190726A25 Smooth(SG,1x1)
1613B-CS3+PERF-011D H7-19-CCV-0495

F1:Voltage SIR,EI+
327.8847
2.443e+006



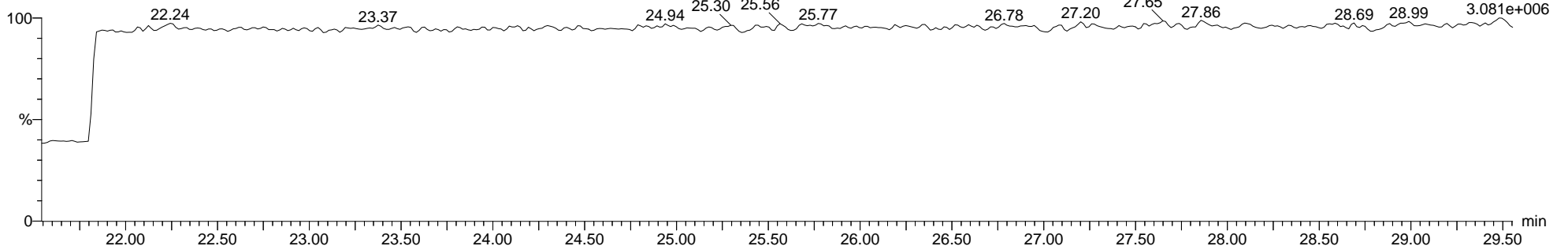
7-190726A25 Smooth(SG,1x1)
1613B-CS3+PERF-011D H7-19-CCV-0495

F1:Voltage SIR,EI+
316.9824
3.081e+006



7-190726A25 Smooth(SG,1x1)
1613B-CS3+PERF-011D H7-19-CCV-0495

F1:Voltage SIR,EI+
316.9824
3.081e+006



Quantify Sample Report MassLynx MassLynx V4.1 SCN 901


Dataset: C:\MassLynx\Dioxin.PRO\Result Files\7-190726A2-Q2-0729TP.qld

Last Altered: Monday, July 29, 2019 13:40:20 Eastern Daylight Time
Printed: Friday, September 06, 2019 17:11:38 Eastern Daylight Time


Name: 7-190726A25, Date: 27-Jul-2019, Time: 06:24:41, ID: H7-19-CCV-0495, Description: 1613B-CS3+PERF-011D, Vial: Tray1:1

Total-Pentadioxins

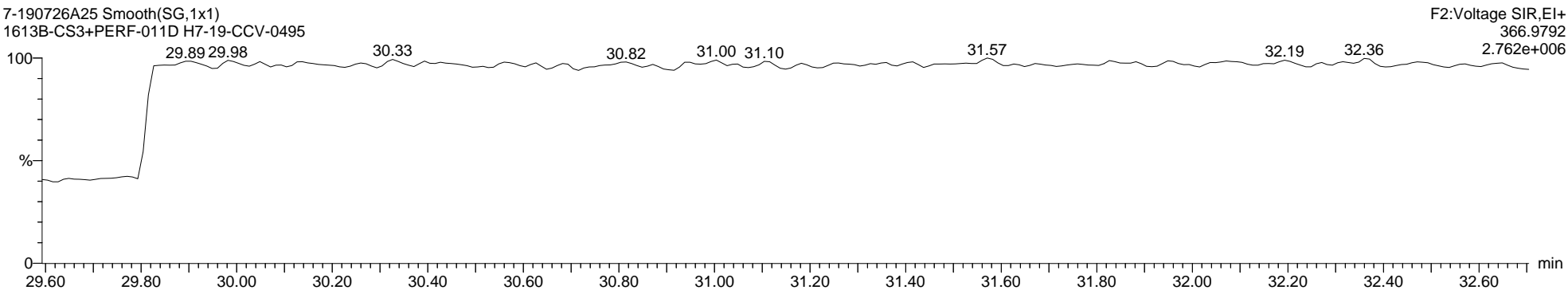
7-190726A25 Smooth(SG,1x1)
1613B-CS3+PERF-011D H7-19-CCV-0495



7-190726A25 Smooth(SG,1x1)
1613B-CS3+PERF-011D H7-19-CCV-0495



7-190726A25 Smooth(SG,1x1)
1613B-CS3+PERF-011D H7-19-CCV-0495



Dataset: C:\MassLynx\Dioxin.PRO\Result Files\7-190726A2-Q2-0729TP.qld

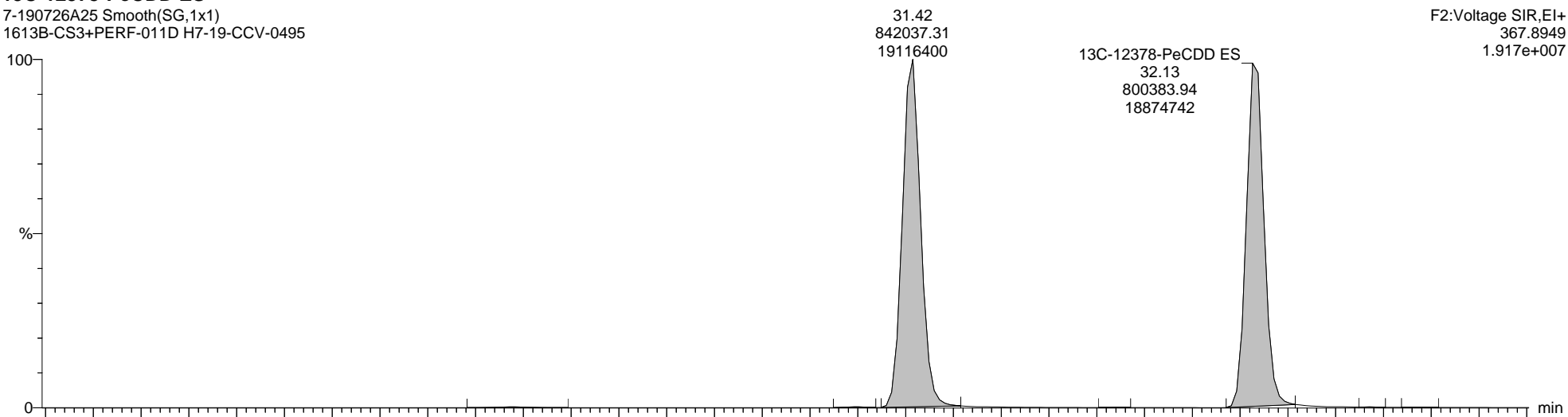
Last Altered: Monday, July 29, 2019 13:40:20 Eastern Daylight Time

Printed: Friday, September 06, 2019 17:11:38 Eastern Daylight Time

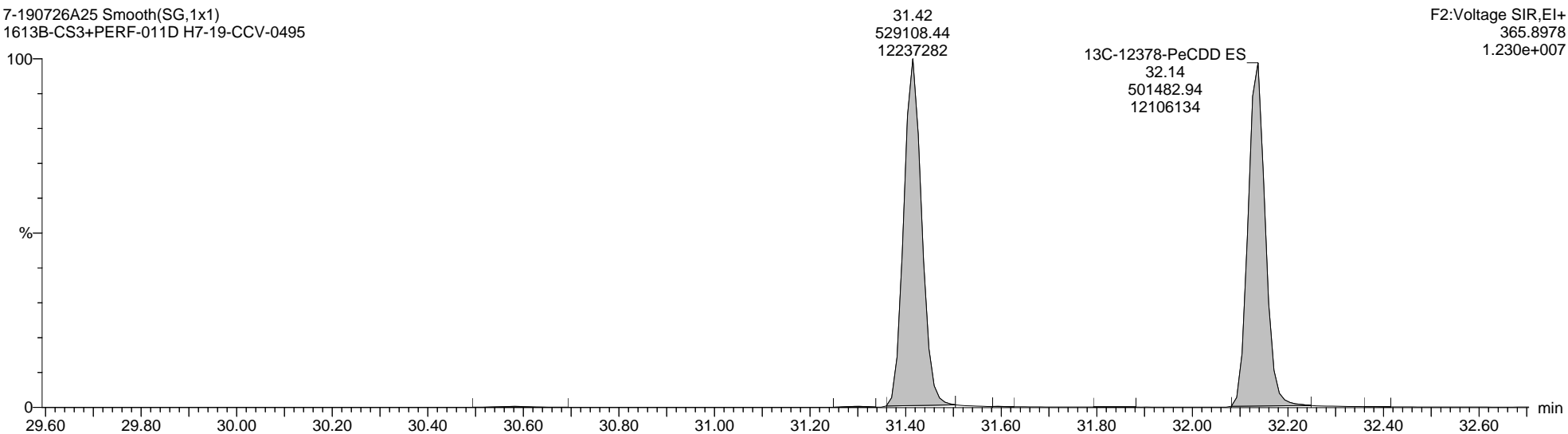
Name: 7-190726A25, Date: 27-Jul-2019, Time: 06:24:41, ID: H7-19-CCV-0495, Description: 1613B-CS3+PERF-011D, Vial: Tray1:1

13C-12378-PeCDD ES

7-190726A25 Smooth(SG,1x1)
1613B-CS3+PERF-011D H7-19-CCV-0495



7-190726A25 Smooth(SG,1x1)
1613B-CS3+PERF-011D H7-19-CCV-0495



Quantify Sample Report MassLynx MassLynx V4.1 SCN 901

Dataset: C:\MassLynx\Dioxin.PRO\Result Files\7-190726A2-Q2-0729TP.qld

Last Altered: Monday, July 29, 2019 13:40:20 Eastern Daylight Time


Printed: Friday, September 06, 2019 17:11:38 Eastern Daylight Time

Name: 7-190726A25, Date: 27-Jul-2019, Time: 06:24:41, ID: H7-19-CCV-0495, Description: 1613B-CS3+PERF-011D, Vial: Tray1:1

Total-Hexadioxins


7-190726A25 Smooth(SG,1x1)
1613B-CS3+PERF-011D H7-19-CCV-0495

F3:Voltage SIR,EI+
389.8157
1.042e+007



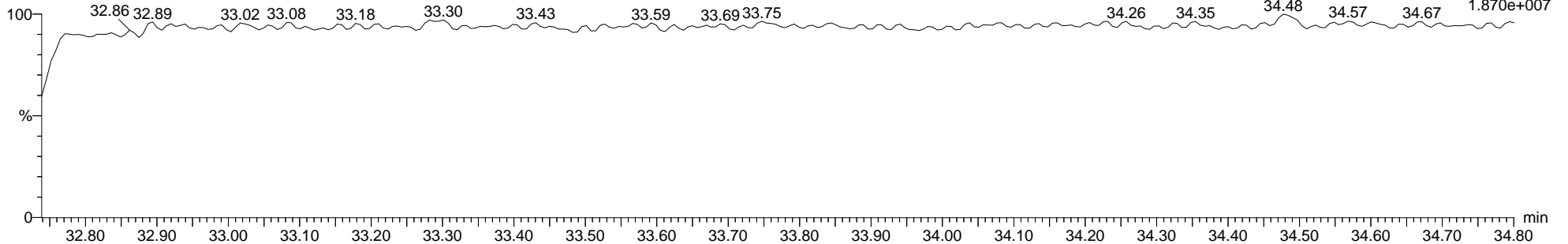
7-190726A25 Smooth(SG,1x1)
1613B-CS3+PERF-011D H7-19-CCV-0495

F3:Voltage SIR,EI+
391.8127
8.672e+006



7-190726A25 Smooth(SG,1x1)
1613B-CS3+PERF-011D H7-19-CCV-0495

F3:Voltage SIR,EI+
380.9760
1.870e+007



Quantify Sample Report

MassLynx MassLynx V4.1 SCN 901

Dataset: C:\MassLynx\Dioxin.PRO\Result Files\7-190726A2-Q2-0729TP.qld

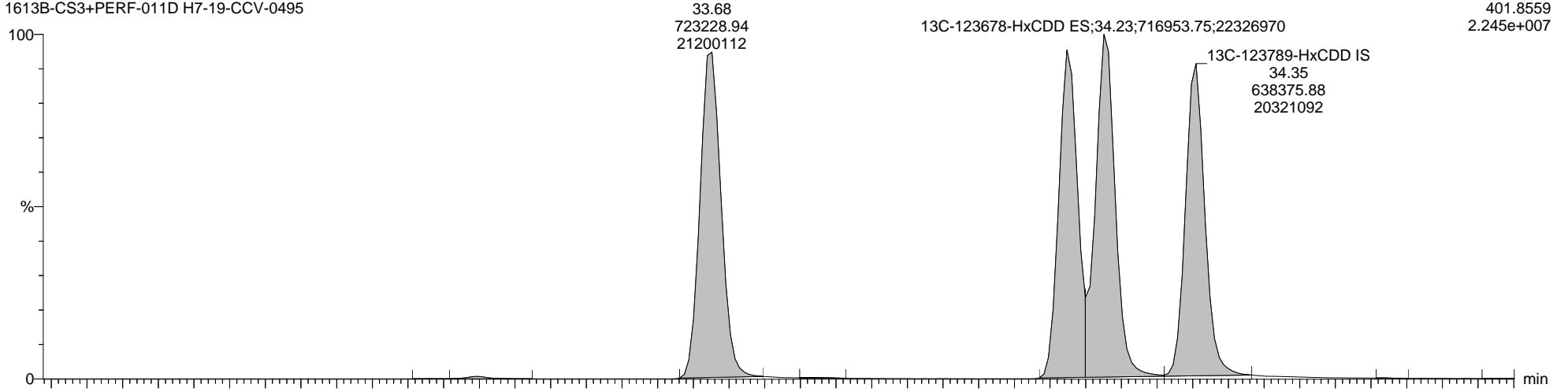
Last Altered: Monday, July 29, 2019 13:40:20 Eastern Daylight Time

Printed: Friday, September 06, 2019 17:11:38 Eastern Daylight Time

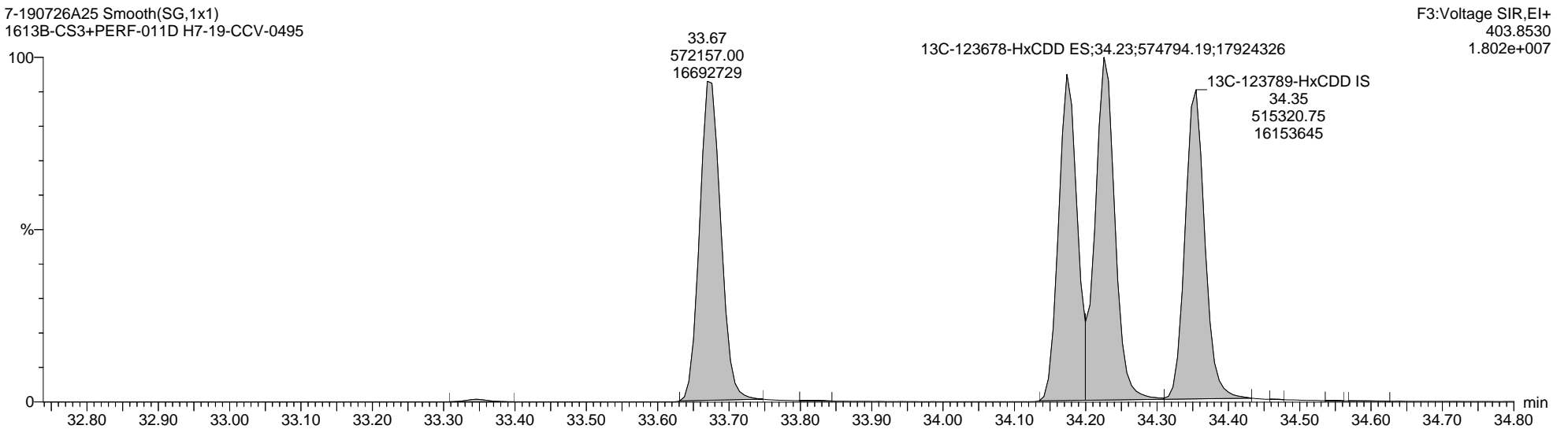
Name: 7-190726A25, Date: 27-Jul-2019, Time: 06:24:41, ID: H7-19-CCV-0495, Description: 1613B-CS3+PERF-011D, Vial: Tray1:1

13C-123678-HxCDD ES

7-190726A25 Smooth(SG,1x1)
1613B-CS3+PERF-011D H7-19-CCV-0495



7-190726A25 Smooth(SG,1x1)
1613B-CS3+PERF-011D H7-19-CCV-0495



Quantify Sample Report MassLynx MassLynx V4.1 SCN 901

Dataset: C:\MassLynx\Dioxin.PRO\Result Files\7-190726A2-Q2-0729TP.qld

Last Altered: Monday, July 29, 2019 13:40:20 Eastern Daylight Time

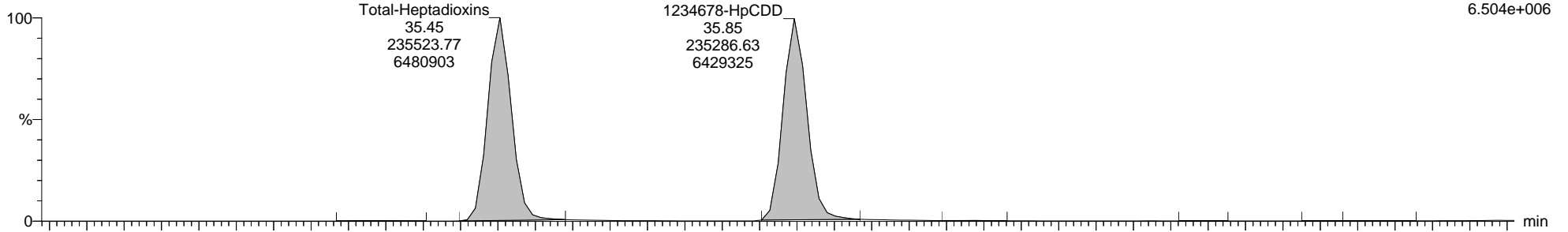
Printed: Friday, September 06, 2019 17:11:38 Eastern Daylight Time

Name: 7-190726A25, Date: 27-Jul-2019, Time: 06:24:41, ID: H7-19-CCV-0495, Description: 1613B-CS3+PERF-011D, Vial: Tray1:1

Total-Heptadioxins

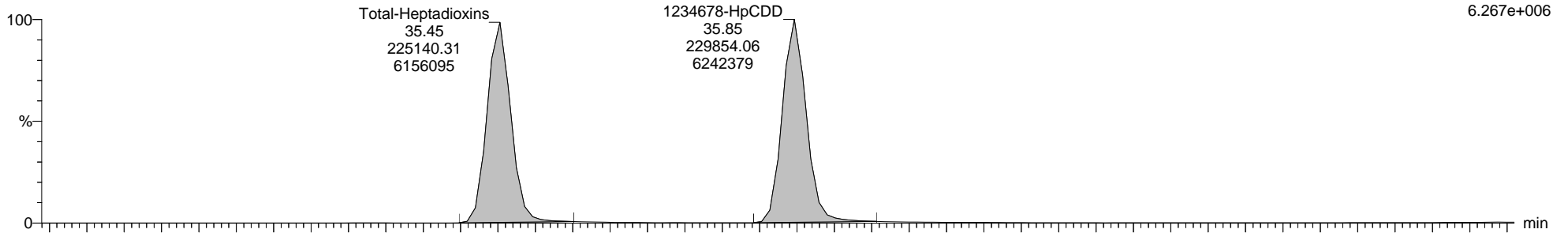
7-190726A25 Smooth(SG,1x1)
1613B-CS3+PERF-011D H7-19-CCV-0495

F4:Voltage SIR,EI+
423.7766
6.504e+006



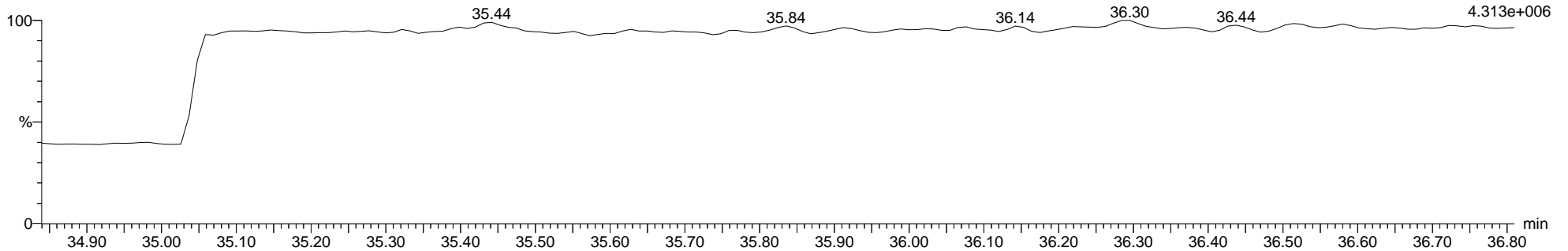
7-190726A25 Smooth(SG,1x1)
1613B-CS3+PERF-011D H7-19-CCV-0495

F4:Voltage SIR,EI+
425.7737
6.267e+006



7-190726A25 Smooth(SG,1x1)
1613B-CS3+PERF-011D H7-19-CCV-0495

F4:Voltage SIR,EI+
454.9728
4.313e+006



Quantify Sample Report MassLynx MassLynx V4.1 SCN 901

Dataset: C:\MassLynx\Dioxin.PRO\Result Files\7-190726A2-Q2-0729TP.qld

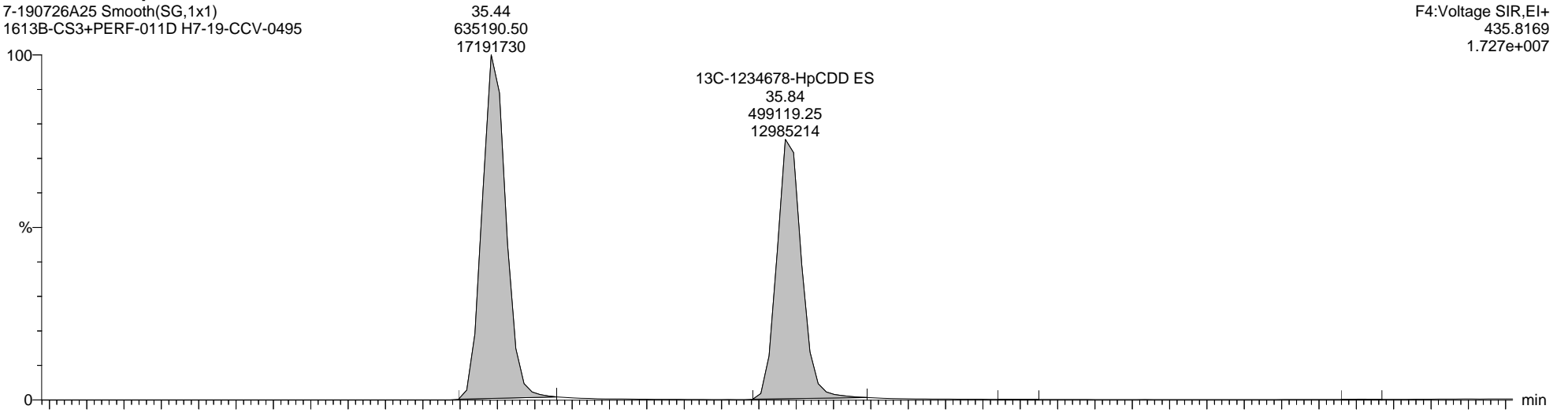
Last Altered: Monday, July 29, 2019 13:40:20 Eastern Daylight Time
Printed: Friday, September 06, 2019 17:11:38 Eastern Daylight Time

Name: 7-190726A25, Date: 27-Jul-2019, Time: 06:24:41, ID: H7-19-CCV-0495, Description: 1613B-CS3+PERF-011D, Vial: Tray1:1

13C-1234678-HpCDD ES

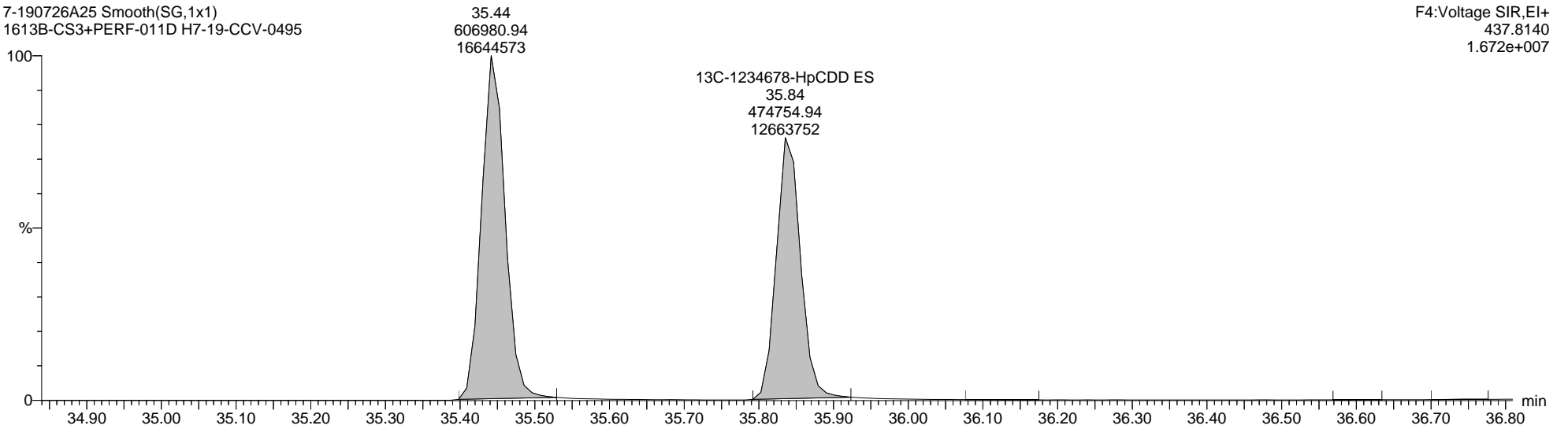
7-190726A25 Smooth(SG,1x1)
1613B-CS3+PERF-011D H7-19-CCV-0495

F4:Voltage SIR,EI+
435.8169
1.727e+007



7-190726A25 Smooth(SG,1x1)
1613B-CS3+PERF-011D H7-19-CCV-0495

F4:Voltage SIR,EI+
437.8140
1.672e+007



Quantify Sample Report MassLynx MassLynx V4.1 SCN 901

Dataset: C:\MassLynx\Dioxin.PRO\Result Files\7-190726A2-Q2-0729TP.qld

Last Altered: Monday, July 29, 2019 13:40:20 Eastern Daylight Time


Printed: Friday, September 06, 2019 17:11:38 Eastern Daylight Time

Name: 7-190726A25, Date: 27-Jul-2019, Time: 06:24:41, ID: H7-19-CCV-0495, Description: 1613B-CS3+PERF-011D, Vial: Tray1:1

Total-OCDD


7-190726A25 Smooth(SG,1x1)
1613B-CS3+PERF-011D H7-19-CCV-0495

F5:Voltage SIR,EI+
457.7377
9.650e+006



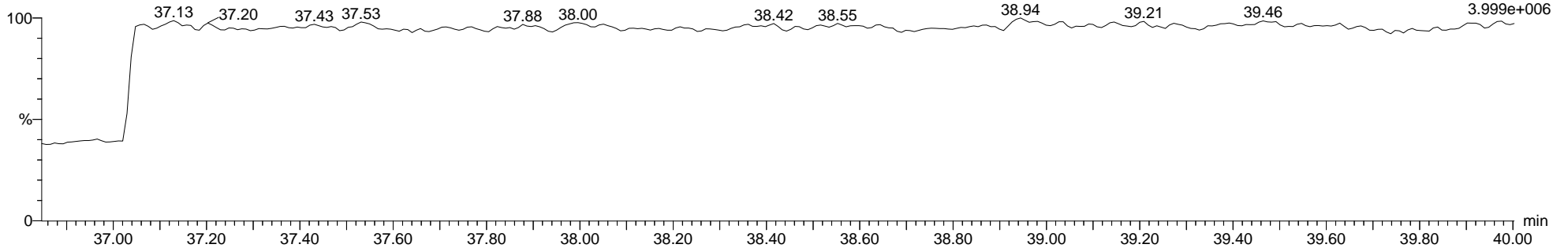
7-190726A25 Smooth(SG,1x1)
1613B-CS3+PERF-011D H7-19-CCV-0495

F5:Voltage SIR,EI+
459.7348
1.102e+007



7-190726A25 Smooth(SG,1x1)
1613B-CS3+PERF-011D H7-19-CCV-0495

F5:Voltage SIR,EI+
454.9728
3.999e+006



Quantify Sample Report MassLynx MassLynx V4.1 SCN 901

Dataset: C:\MassLynx\Dioxin.PRO\Result Files\7-190726A2-Q2-0729TP.qld


Last Altered: Monday, July 29, 2019 13:40:20 Eastern Daylight Time
Printed: Friday, September 06, 2019 17:11:38 Eastern Daylight Time

Name: 7-190726A25, Date: 27-Jul-2019, Time: 06:24:41, ID: H7-19-CCV-0495, Description: 1613B-CS3+PERF-011D, Vial: Tray1:1

13C-OCDD ES

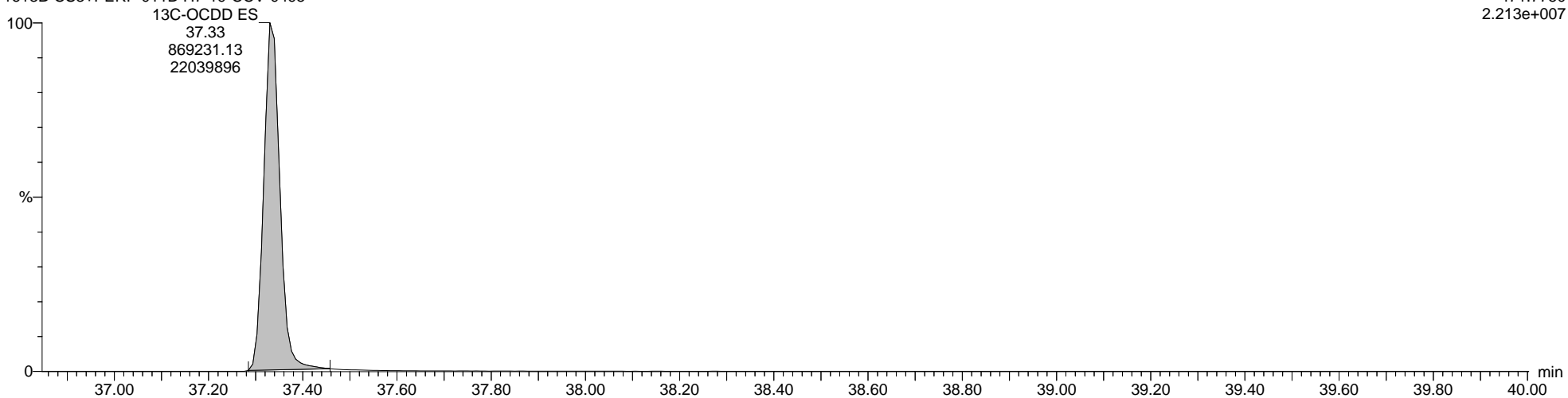
7-190726A25 Smooth(SG,1x1)
1613B-CS3+PERF-011D H7-19-CCV-0495

F5:Voltage SIR,EI+
469.7779
1.948e+007



7-190726A25 Smooth(SG,1x1)
1613B-CS3+PERF-011D H7-19-CCV-0495

F5:Voltage SIR,EI+
471.7750
2.213e+007



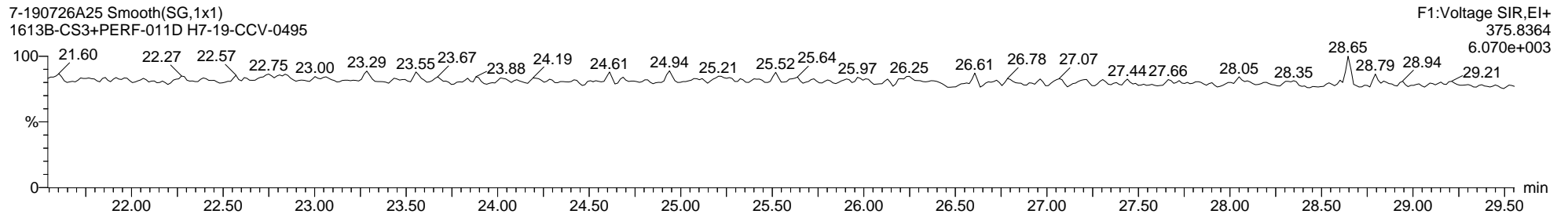
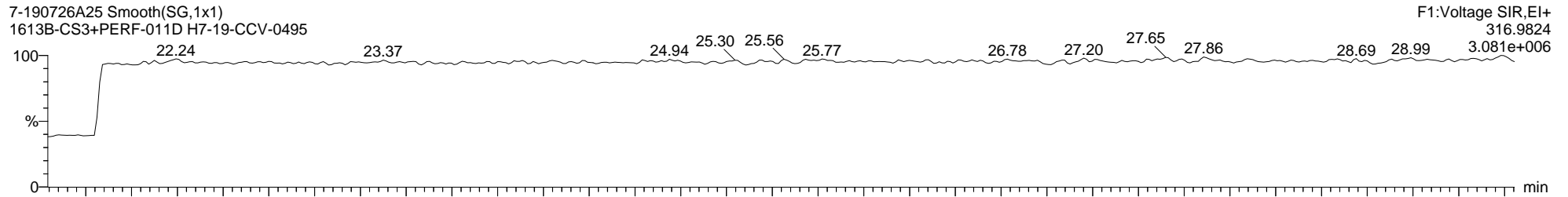
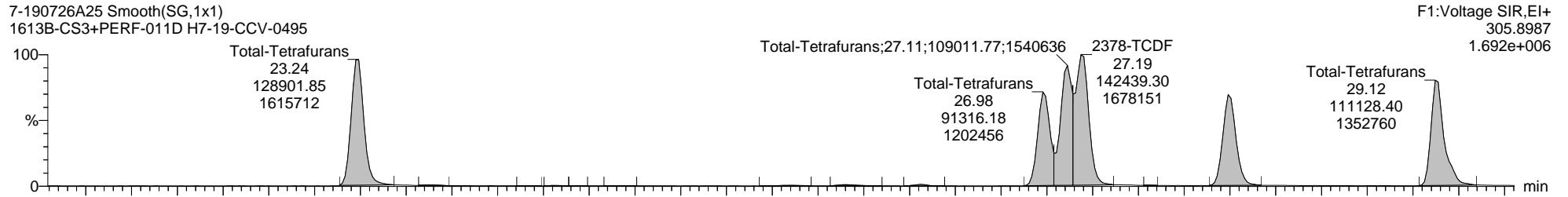
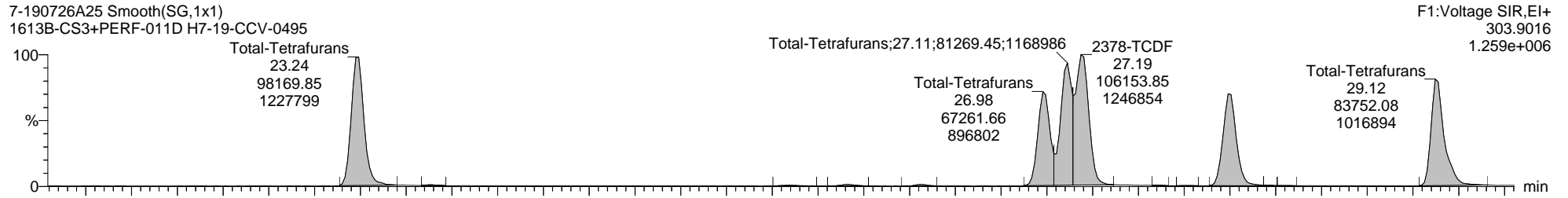
Quantify Sample Report MassLynx MassLynx V4.1 SCN 901

Dataset: C:\MassLynx\Dioxin.PRO\Result Files\7-190726A2-Q2-0729TP.qld

Last Altered: Monday, July 29, 2019 13:40:20 Eastern Daylight Time
Printed: Friday, September 06, 2019 17:11:38 Eastern Daylight Time

Name: 7-190726A25, Date: 27-Jul-2019, Time: 06:24:41, ID: H7-19-CCV-0495, Description: 1613B-CS3+PERF-011D, Vial: Tray1:1

Total-Tetrafurans



Dataset: C:\MassLynx\Dioxin.PRO\Result Files\7-190726A2-Q2-0729TP.qld

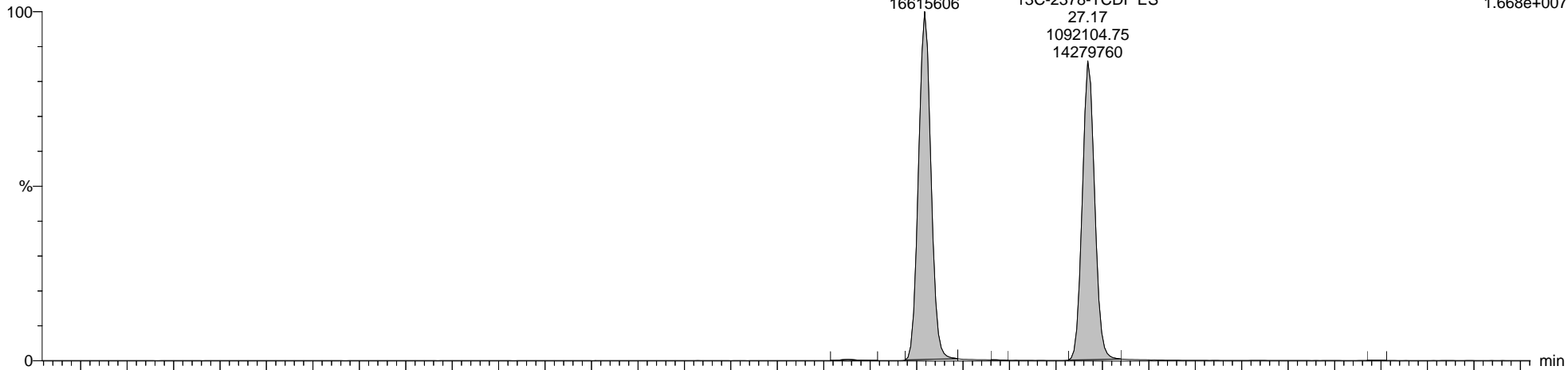
Last Altered: Monday, July 29, 2019 13:40:20 Eastern Daylight Time

Printed: Friday, September 06, 2019 17:11:38 Eastern Daylight Time

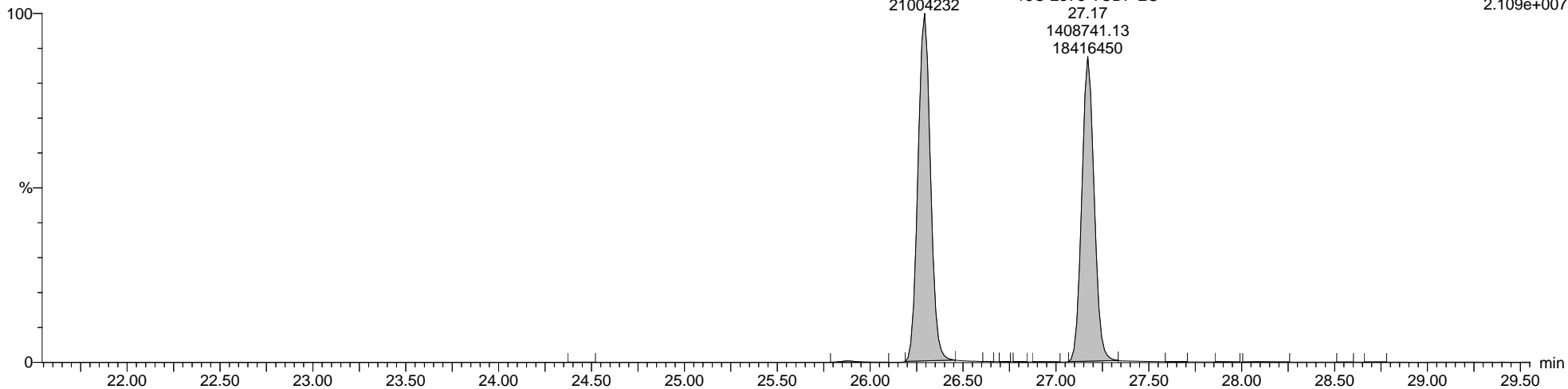
Name: 7-190726A25, Date: 27-Jul-2019, Time: 06:24:41, ID: H7-19-CCV-0495, Description: 1613B-CS3+PERF-011D, Vial: Tray1:1

13C-2378-TCDF ES

7-190726A25 Smooth(SG,1x1)
1613B-CS3+PERF-011D H7-19-CCV-0495



7-190726A25 Smooth(SG,1x1)
1613B-CS3+PERF-011D H7-19-CCV-0495



Quantify Sample Report MassLynx MassLynx V4.1 SCN 901


Dataset: C:\MassLynx\Dioxin.PRO\Result Files\7-190726A2-Q2-0729TP.qld

Last Altered: Monday, July 29, 2019 13:40:20 Eastern Daylight Time
Printed: Friday, September 06, 2019 17:11:38 Eastern Daylight Time


Name: 7-190726A25, Date: 27-Jul-2019, Time: 06:24:41, ID: H7-19-CCV-0495, Description: 1613B-CS3+PERF-011D, Vial: Tray1:1

Total-PeCDF-F1

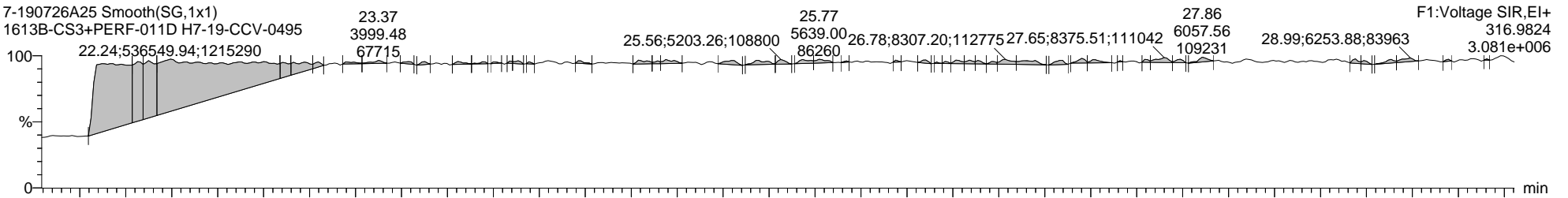
7-190726A25 Smooth(SG,1x1)
1613B-CS3+PERF-011D H7-19-CCV-0495



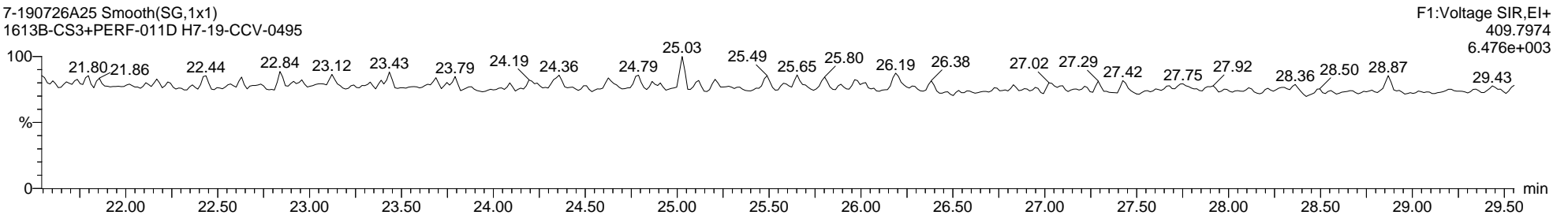
7-190726A25 Smooth(SG,1x1)
1613B-CS3+PERF-011D H7-19-CCV-0495



7-190726A25 Smooth(SG,1x1)
1613B-CS3+PERF-011D H7-19-CCV-0495



7-190726A25 Smooth(SG,1x1)
1613B-CS3+PERF-011D H7-19-CCV-0495



Quantify Sample Report MassLynx MassLynx V4.1 SCN 901

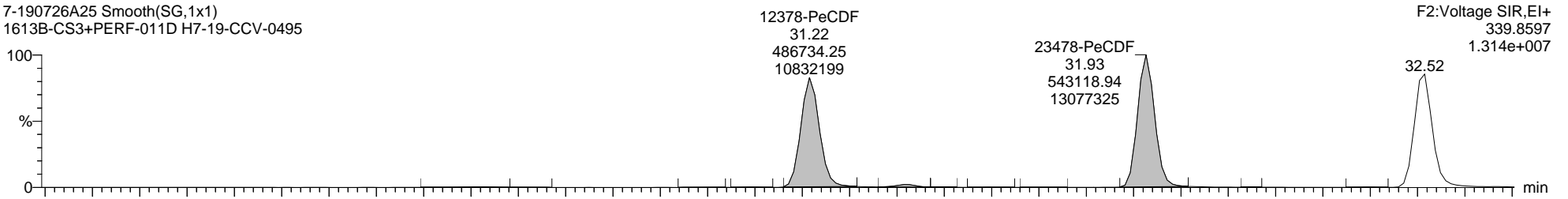
Dataset: C:\MassLynx\Dioxin.PRO\Result Files\7-190726A2-Q2-0729TP.qld

Last Altered: Monday, July 29, 2019 13:40:20 Eastern Daylight Time
Printed: Friday, September 06, 2019 17:11:38 Eastern Daylight Time

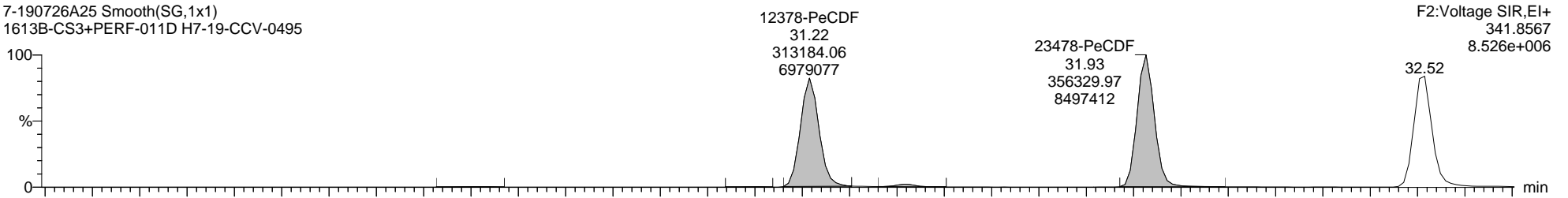
Name: 7-190726A25, Date: 27-Jul-2019, Time: 06:24:41, ID: H7-19-CCV-0495, Description: 1613B-CS3+PERF-011D, Vial: Tray1:1

Total-Pentafurans

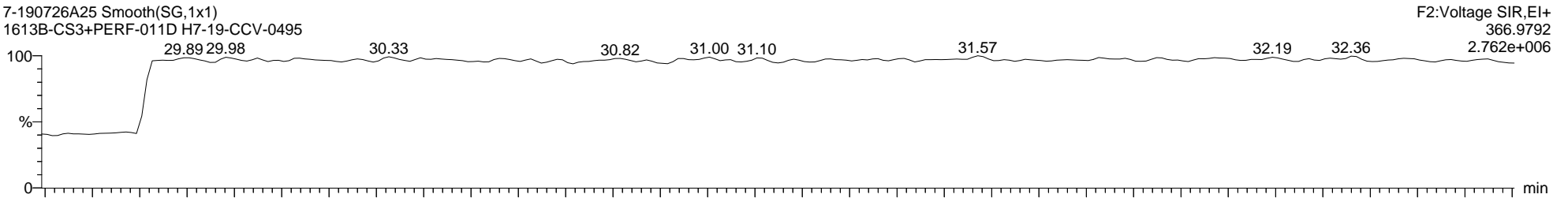
7-190726A25 Smooth(SG,1x1)
1613B-CS3+PERF-011D H7-19-CCV-0495



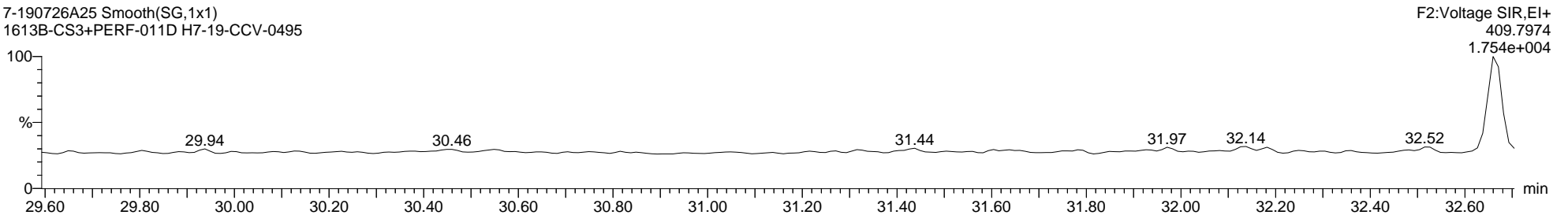
7-190726A25 Smooth(SG,1x1)
1613B-CS3+PERF-011D H7-19-CCV-0495



7-190726A25 Smooth(SG,1x1)
1613B-CS3+PERF-011D H7-19-CCV-0495



7-190726A25 Smooth(SG,1x1)
1613B-CS3+PERF-011D H7-19-CCV-0495



Quantify Sample Report MassLynx MassLynx V4.1 SCN 901

Dataset: C:\MassLynx\Dioxin.PRO\Result Files\7-190726A2-Q2-0729TP.qld

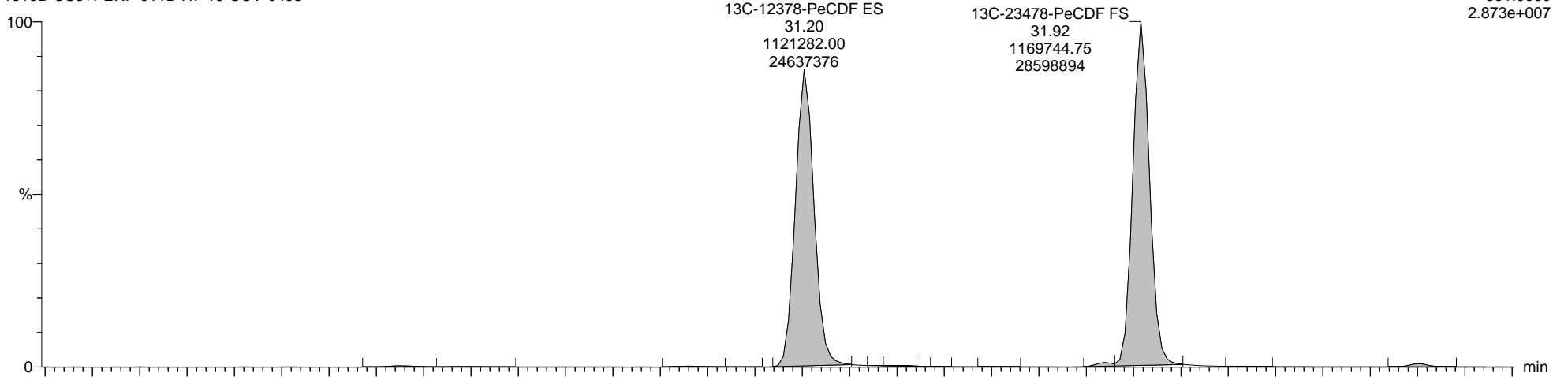
Last Altered: Monday, July 29, 2019 13:40:20 Eastern Daylight Time
Printed: Friday, September 06, 2019 17:11:38 Eastern Daylight Time

Name: 7-190726A25, Date: 27-Jul-2019, Time: 06:24:41, ID: H7-19-CCV-0495, Description: 1613B-CS3+PERF-011D, Vial: Tray1:1

13C-12378-PeCDF ES

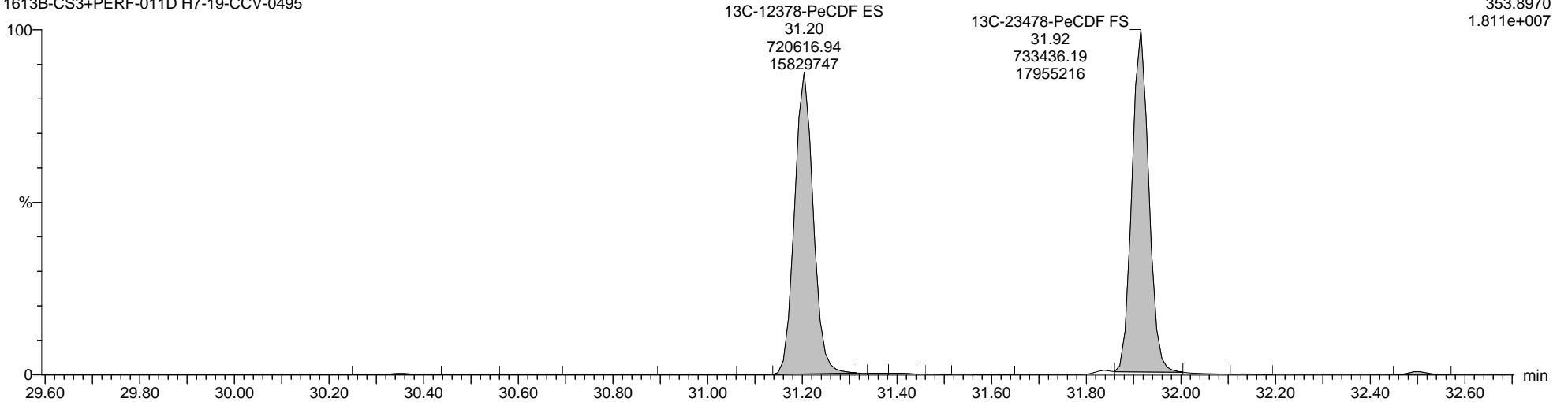
7-190726A25 Smooth(SG,1x1)
1613B-CS3+PERF-011D H7-19-CCV-0495

F2:Voltage SIR,EI+
351.9000
2.873e+007



7-190726A25 Smooth(SG,1x1)
1613B-CS3+PERF-011D H7-19-CCV-0495

F2:Voltage SIR,EI+
353.8970
1.811e+007



Quantify Sample Report MassLynx MassLynx V4.1 SCN 901

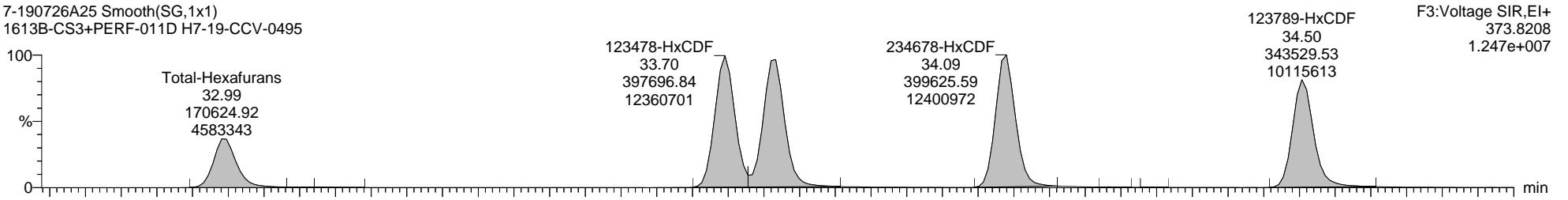
Dataset: C:\MassLynx\Dioxin.PRO\Result Files\7-190726A2-Q2-0729TP.qld

Last Altered: Monday, July 29, 2019 13:40:20 Eastern Daylight Time
Printed: Friday, September 06, 2019 17:11:38 Eastern Daylight Time

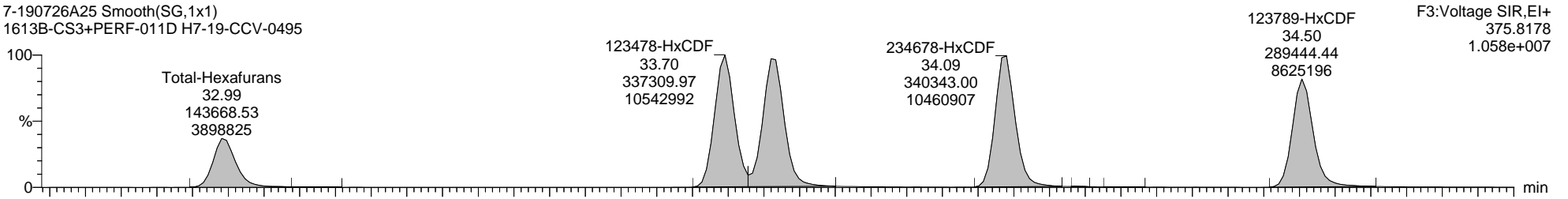
Name: 7-190726A25, Date: 27-Jul-2019, Time: 06:24:41, ID: H7-19-CCV-0495, Description: 1613B-CS3+PERF-011D, Vial: Tray1:1

Total-Hexafurans

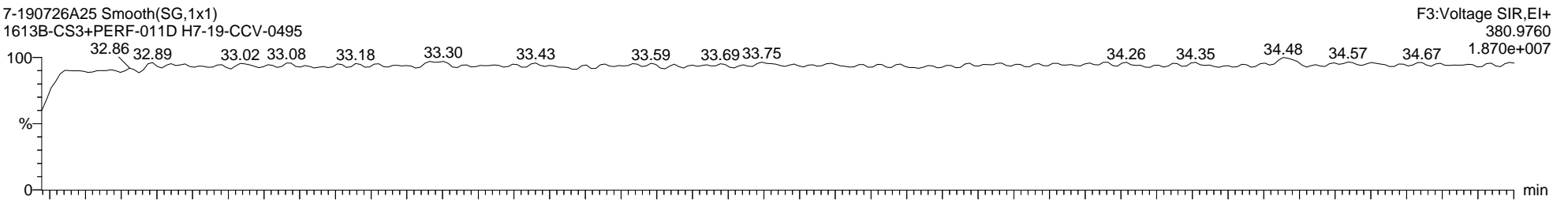
7-190726A25 Smooth(SG,1x1)
1613B-CS3+PERF-011D H7-19-CCV-0495



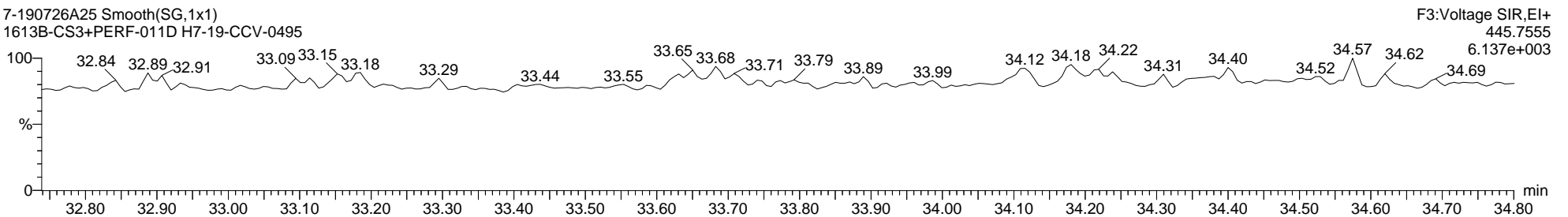
7-190726A25 Smooth(SG,1x1)
1613B-CS3+PERF-011D H7-19-CCV-0495



7-190726A25 Smooth(SG,1x1)
1613B-CS3+PERF-011D H7-19-CCV-0495



7-190726A25 Smooth(SG,1x1)
1613B-CS3+PERF-011D H7-19-CCV-0495



Quantify Sample Report MassLynx MassLynx V4.1 SCN 901

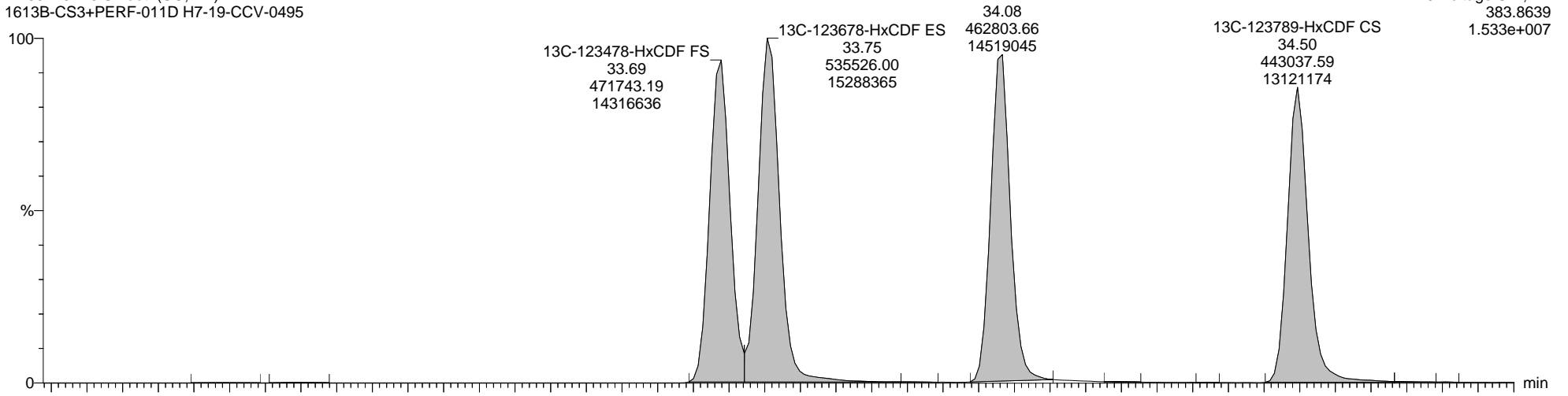
Dataset: C:\MassLynx\Dioxin.PRO\Result Files\7-190726A2-Q2-0729TP.qld

Last Altered: Monday, July 29, 2019 13:40:20 Eastern Daylight Time
Printed: Friday, September 06, 2019 17:11:38 Eastern Daylight Time

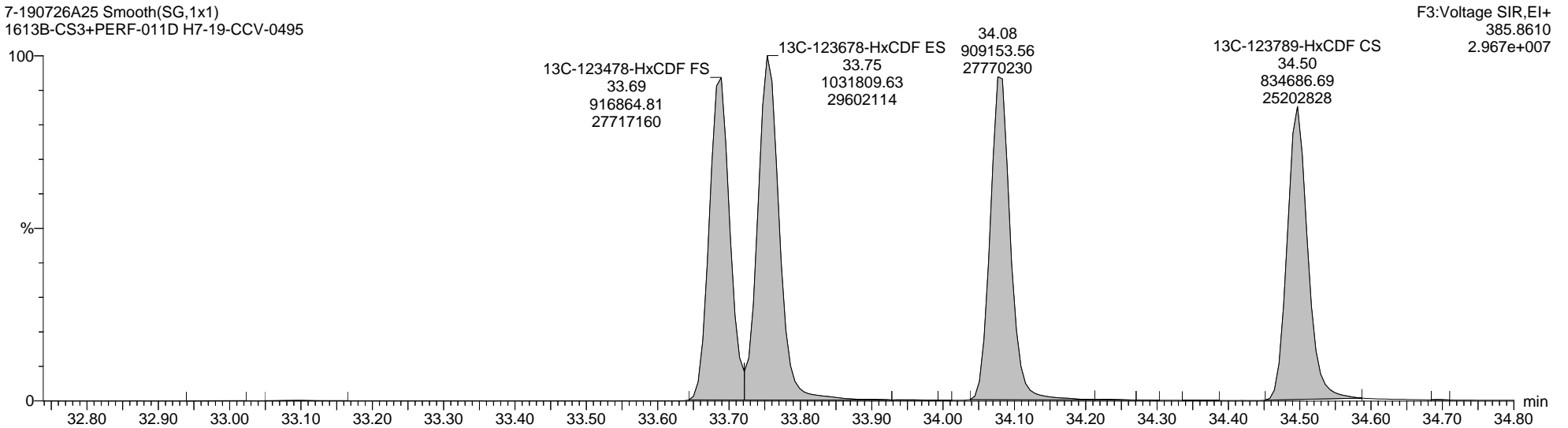
Name: 7-190726A25, Date: 27-Jul-2019, Time: 06:24:41, ID: H7-19-CCV-0495, Description: 1613B-CS3+PERF-011D, Vial: Tray1:1

13C-123678-HxCDF ES

7-190726A25 Smooth(SG,1x1)
1613B-CS3+PERF-011D H7-19-CCV-0495



7-190726A25 Smooth(SG,1x1)
1613B-CS3+PERF-011D H7-19-CCV-0495



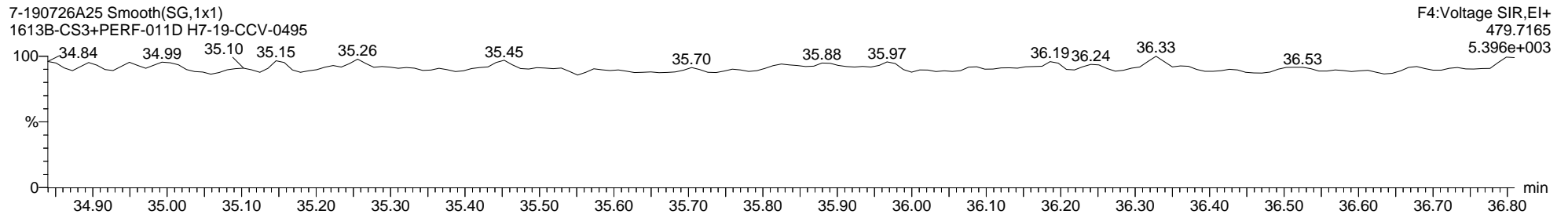
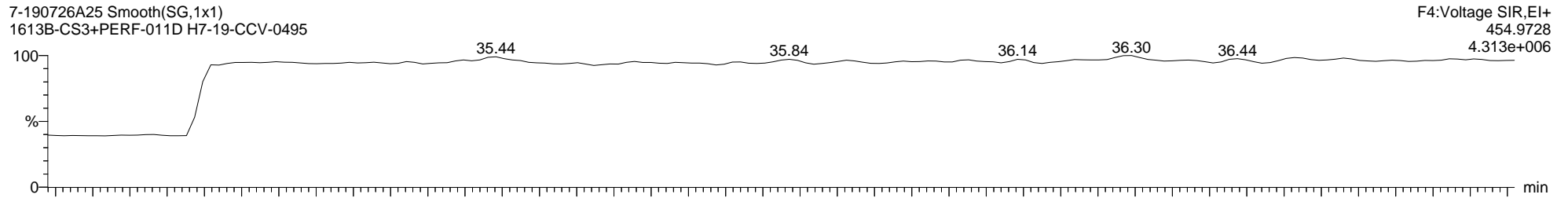


Quantify Sample Report MassLynx MassLynx V4.1 SCN 901

Dataset: C:\MassLynx\Dioxin.PRO\Result Files\7-190726A2-Q2-0729TP.qld

Last Altered: Monday, July 29, 2019 13:40:20 Eastern Daylight Time
Printed: Friday, September 06, 2019 17:11:38 Eastern Daylight Time

Name: 7-190726A25, Date: 27-Jul-2019, Time: 06:24:41, ID: H7-19-CCV-0495, Description: 1613B-CS3+PERF-011D, Vial: Tray1:1

Total-Heptafurans



Quantify Sample Report

MassLynx MassLynx V4.1 SCN 901

Dataset: C:\MassLynx\Dioxin.PRO\Result Files\7-190726A2-Q2-0729TP.qld

Last Altered: Monday, July 29, 2019 13:40:20 Eastern Daylight Time

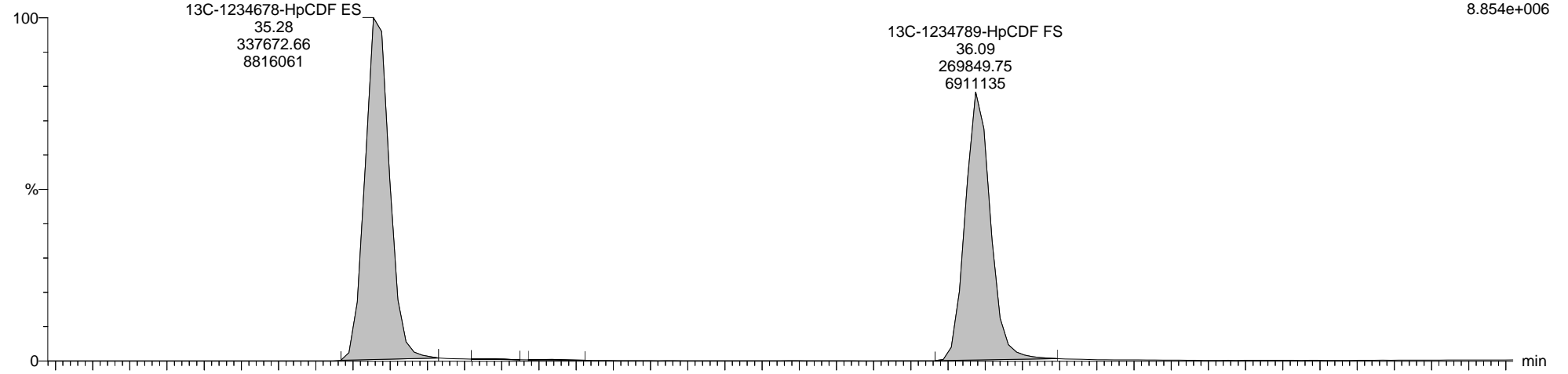
Printed: Friday, September 06, 2019 17:11:38 Eastern Daylight Time

Name: 7-190726A25, Date: 27-Jul-2019, Time: 06:24:41, ID: H7-19-CCV-0495, Description: 1613B-CS3+PERF-011D, Vial: Tray1:1

13C-1234678-HpCDF ES

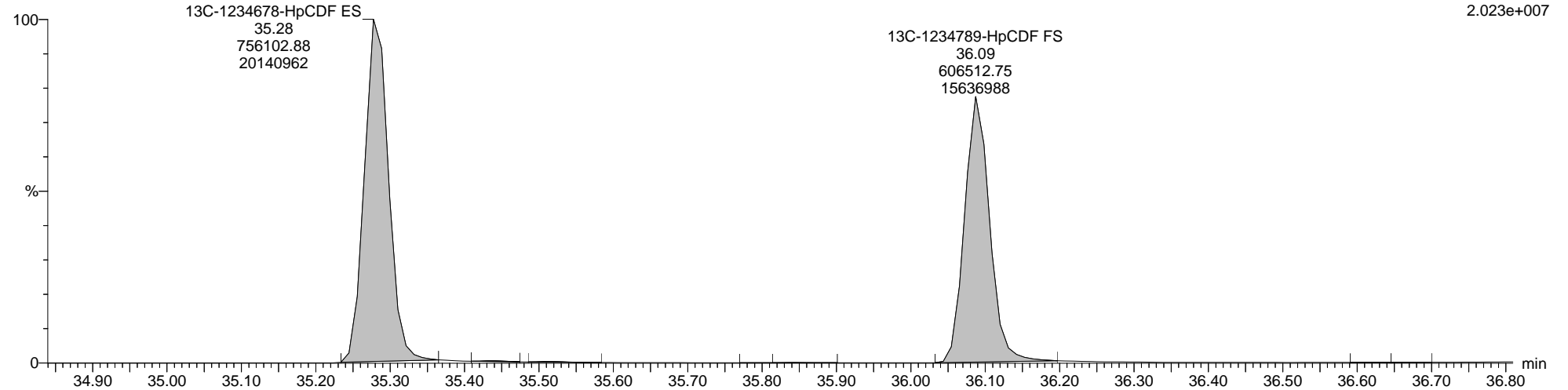
7-190726A25 Smooth(SG,1x1)
1613B-CS3+PERF-011D H7-19-CCV-0495

F4:Voltage SIR,EI+
417.8253
8.854e+006



7-190726A25 Smooth(SG,1x1)
1613B-CS3+PERF-011D H7-19-CCV-0495

F4:Voltage SIR,EI+
419.8220
2.023e+007



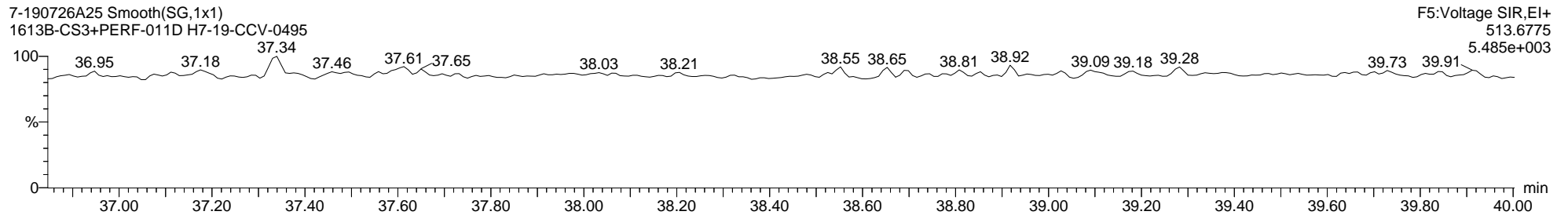
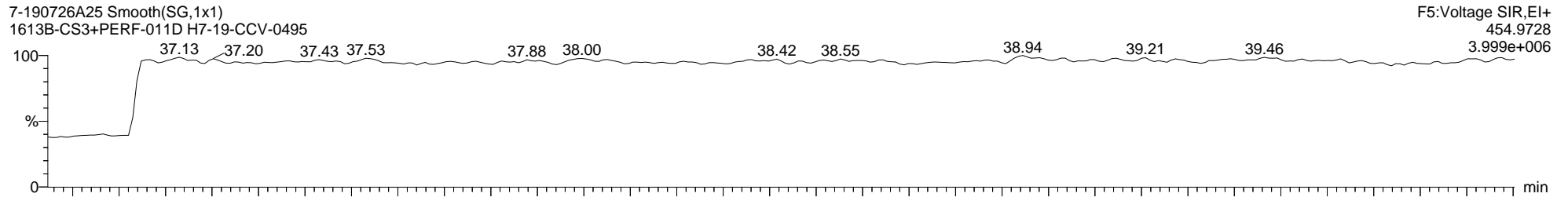

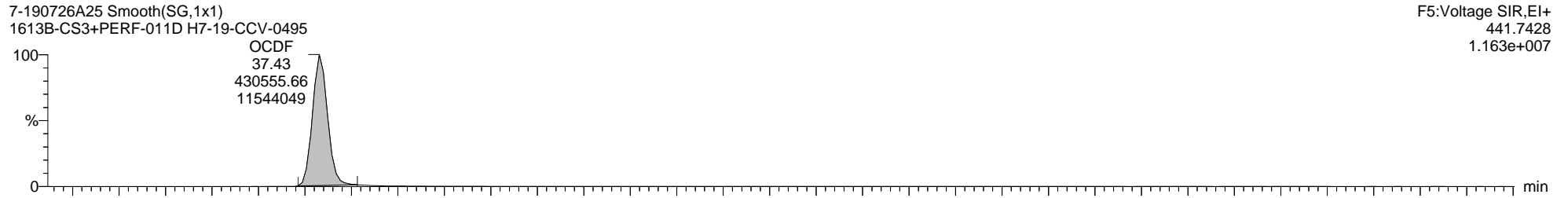
Quantify Sample Report MassLynx MassLynx V4.1 SCN 901

Dataset: C:\MassLynx\Dioxin.PRO\Result Files\7-190726A2-Q2-0729TP.qld

Last Altered: Monday, July 29, 2019 13:40:20 Eastern Daylight Time
Printed: Friday, September 06, 2019 17:11:38 Eastern Daylight Time

Name: 7-190726A25, Date: 27-Jul-2019, Time: 06:24:41, ID: H7-19-CCV-0495, Description: 1613B-CS3+PERF-011D, Vial: Tray1:1

Totals-OCDF



Quantify Audit Report MassLynx MassLynx V4.1 SCN 901

Dataset: C:\MassLynx\Dioxin.PRO\Result Files\7-190726A2-Q2-0729TP.qld

Last Altered: Monday, July 29, 2019 13:40:20 Eastern Daylight Time

Printed: Friday, September 06, 2019 17:11:38 Eastern Daylight Time

Date	Time	Event	Details	Comments
29-Jul-19	09:34:54	Process Extract		
29-Jul-19	09:34:55	Process Integrate		
29-Jul-19	09:34:55	Process Quantify		
29-Jul-19	09:34:55	Dataset Created		
29-Jul-19	09:35:08	Dataset Saved	Saved to 'C:\MassLynx\Dioxin.PRO\Result Files\7-190726A2-...	
29-Jul-19	09:39:30	Dataset Saved	Saved to 'C:\MassLynx\Dioxin.PRO\Result Files\7-190726A2-...	
29-Jul-19	12:24:34	Peak added	Sample:7-190726A15, Compound:PD, RT:32.138	TP190729MA
29-Jul-19	12:24:34	Peak added	Sample:7-190726A15, Compound:PD, RT:32.160	TP190729MA
29-Jul-19	12:25:01	Peak added	Sample:7-190726A15, Compound:HXD, RT:34.361	TP190729MA
29-Jul-19	12:25:01	Peak added	Sample:7-190726A15, Compound:HXD, RT:34.348	TP190729MA
29-Jul-19	12:25:29	Peak added	Sample:7-190726A15, Compound:HPD, RT:35.847	TP190729MA
29-Jul-19	12:25:29	Peak added	Sample:7-190726A15, Compound:HPD, RT:35.453	TP190729MA
29-Jul-19	12:25:29	Peak added	Sample:7-190726A15, Compound:HPD, RT:35.453	TP190729MA
29-Jul-19	12:26:09	Peak added	Sample:7-190726A15, Compound:HXF, RT:34.096	TP190729MA
29-Jul-19	12:26:09	Peak added	Sample:7-190726A15, Compound:HXF, RT:33.695	TP190729MA
29-Jul-19	12:26:09	Peak added	Sample:7-190726A15, Compound:HXF, RT:34.096	TP190729MA
29-Jul-19	12:26:09	Peak added	Sample:7-190726A15, Compound:HXF, RT:33.695	TP190729MA
29-Jul-19	12:26:30	Peak added	Sample:7-190726A15, Compound:OCF, RT:37.440	TP190729MA
29-Jul-19	12:26:30	Peak added	Sample:7-190726A15, Compound:OCF, RT:37.440	TP190729MA
29-Jul-19	12:26:55	Peak added	Sample:7-190726A16, Compound:HXD, RT:34.258	TP190729MA
29-Jul-19	12:26:55	Peak added	Sample:7-190726A16, Compound:HXD, RT:34.251	TP190729MA
29-Jul-19	12:27:25	Peak added	Sample:7-190726A16, Compound:HPD, RT:35.868	TP190729MA
29-Jul-19	12:27:25	Peak added	Sample:7-190726A16, Compound:HPD, RT:35.474	TP190729MA
29-Jul-19	12:27:25	Peak added	Sample:7-190726A16, Compound:HPD, RT:35.464	TP190729MA
29-Jul-19	12:27:58	Peak added	Sample:7-190726A16, Compound:HPF, RT:35.289	TP190729MA
29-Jul-19	12:27:58	Peak added	Sample:7-190726A16, Compound:HPF, RT:35.299	TP190729MA
29-Jul-19	12:28:11	Peak added	Sample:7-190726A16, Compound:OCF, RT:37.449	TP190729MA
29-Jul-19	12:28:11	Peak added	Sample:7-190726A16, Compound:OCF, RT:37.449	TP190729MA
29-Jul-19	12:28:36	Pre modification peak	Sample:7-190726A17, Compound:HPD, RT:35.857	
29-Jul-19	12:28:36	Peak modified	Sample:7-190726A17, Compound:HPD, RT:35.857	TP190729MB
29-Jul-19	12:28:36	Peak deleted	Sample:7-190726A17, Compound:HPD, RT:35.278	TP190729MB
29-Jul-19	12:28:36	Peak added	Sample:7-190726A17, Compound:HPD, RT:35.453	TP190729MB
29-Jul-19	12:28:36	Peak deleted	Sample:7-190726A17, Compound:HPD, RT:35.289	TP190729MB
29-Jul-19	12:28:36	Peak added	Sample:7-190726A17, Compound:HPD, RT:35.464	TP190729MB
29-Jul-19	12:28:46	Peak modified	Sample:7-190726A17, Compound:HPD, RT:35.857	TP190729MB
29-Jul-19	12:29:16	Peak added	Sample:7-190726A17, Compound:HXF, RT:33.766	TP190729MA
29-Jul-19	12:29:16	Peak added	Sample:7-190726A17, Compound:HXF, RT:34.361	TP190729MA
29-Jul-19	12:29:16	Peak added	Sample:7-190726A17, Compound:HXF, RT:33.766	TP190729MA
29-Jul-19	12:29:16	Peak added	Sample:7-190726A17, Compound:HXF, RT:34.355	TP190729MA
29-Jul-19	12:29:43	Peak added	Sample:7-190726A17, Compound:HPF, RT:35.289	TP190729MA
29-Jul-19	12:29:43	Peak added	Sample:7-190726A17, Compound:HPF, RT:35.299	TP190729MA
29-Jul-19	12:29:59	Peak added	Sample:7-190726A17, Compound:OCF, RT:37.431	TP190729MA
29-Jul-19	12:29:59	Peak added	Sample:7-190726A17, Compound:OCF, RT:37.431	TP190729MA
29-Jul-19	12:30:07	Dataset Saved	Saved to 'C:\MassLynx\Dioxin.PRO\Result Files\7-190726A2-...	
29-Jul-19	12:30:39	Peak added	Sample:7-190726A18, Compound:HXD, RT:34.245	TP190729MA
29-Jul-19	12:30:39	Peak added	Sample:7-190726A18, Compound:HXD, RT:34.232	TP190729MA
29-Jul-19	12:31:03	Peak added	Sample:7-190726A18, Compound:HPD, RT:35.464	TP190729MB
29-Jul-19	12:31:03	Peak added	Sample:7-190726A18, Compound:HPD, RT:35.847	TP190729MB
29-Jul-19	12:31:03	Peak added	Sample:7-190726A18, Compound:HPD, RT:35.453	TP190729MB
29-Jul-19	12:31:25	Peak added	Sample:7-190726A18, Compound:HPF, RT:35.289	TP190729MA
29-Jul-19	12:31:25	Peak added	Sample:7-190726A18, Compound:HPF, RT:35.299	TP190729MA
29-Jul-19	12:31:37	Peak added	Sample:7-190726A18, Compound:OCF, RT:37.440	TP190729MA
29-Jul-19	12:31:44	Pre modification peak	Sample:7-190726A18, Compound:OCF, RT:37.431	

Quantify Audit Report MassLynx MassLynx V4.1 SCN 901

Dataset: C:\MassLynx\Dioxin.PRO\Result Files\7-190726A2-Q2-0729TP.qld

Last Altered: Monday, July 29, 2019 13:40:20 Eastern Daylight Time

Printed: Friday, September 06, 2019 17:11:38 Eastern Daylight Time

Date	Time	Event	Details	Comments
29-Jul-19	12:31:44	Peak modified	Sample:7-190726A18, Compound:OCF, RT:37.431	TP190729MB
29-Jul-19	12:32:10	Dataset Saved	Saved to 'C:\MassLynx\Dioxin.PRO\Result Files\7-190726A2-...	
29-Jul-19	12:34:23	Peak added	Sample:7-190726A19, Compound:HXD, RT:34.368	TP190729MB
29-Jul-19	12:34:23	Peak added	Sample:7-190726A19, Compound:HXD, RT:34.381	TP190729MB
29-Jul-19	12:35:04	Peak added	Sample:7-190726A19, Compound:HPD, RT:35.453	TP190729MA
29-Jul-19	12:35:04	Peak added	Sample:7-190726A19, Compound:HPD, RT:35.857	TP190729MA
29-Jul-19	12:35:04	Peak added	Sample:7-190726A19, Compound:HPD, RT:35.474	TP190729MA
29-Jul-19	12:35:04	Peak added	Sample:7-190726A19, Compound:HPD, RT:35.857	TP190729MA
29-Jul-19	12:35:15	Pre modification peak	Sample:7-190726A19, Compound:OCD, RT:37.348	
29-Jul-19	12:35:15	Peak modified	Sample:7-190726A19, Compound:OCD, RT:37.348	TP190729MB
29-Jul-19	12:35:15	Pre modification peak	Sample:7-190726A19, Compound:OCD, RT:37.339	
29-Jul-19	12:35:15	Peak modified	Sample:7-190726A19, Compound:OCD, RT:37.339	TP190729MB
29-Jul-19	12:35:32	Pre modification peak	Sample:7-190726A19, Compound:OCF, RT:37.449	
29-Jul-19	12:35:32	Peak modified	Sample:7-190726A19, Compound:OCF, RT:37.449	TP190729MB
29-Jul-19	12:43:06	Peak added	Sample:7-190726A20, Compound:HXD, RT:34.225	TP190729MB
29-Jul-19	12:43:06	Peak added	Sample:7-190726A20, Compound:HXD, RT:34.361	TP190729MB
29-Jul-19	12:43:06	Pre modification peak	Sample:7-190726A20, Compound:HXD, RT:34.361	
29-Jul-19	12:43:06	Peak modified	Sample:7-190726A20, Compound:HXD, RT:34.361	TP190729MB
29-Jul-19	12:43:06	Peak added	Sample:7-190726A20, Compound:HXD, RT:34.225	TP190729MB
29-Jul-19	12:43:22	Peak added	Sample:7-190726A20, Compound:HPD, RT:35.464	TP190729MA
29-Jul-19	12:43:22	Peak added	Sample:7-190726A20, Compound:HPD, RT:35.464	TP190729MA
29-Jul-19	12:43:36	Pre modification peak	Sample:7-190726A20, Compound:OCD, RT:37.348	
29-Jul-19	12:43:36	Peak modified	Sample:7-190726A20, Compound:OCD, RT:37.348	TP190729MB
29-Jul-19	12:44:11	Peak added	Sample:7-190726A20, Compound:PF-f2, RT:31.215	TP190729MA
29-Jul-19	12:44:11	Peak added	Sample:7-190726A20, Compound:PF-f2, RT:31.915	TP190729MA
29-Jul-19	12:44:11	Peak added	Sample:7-190726A20, Compound:PF-f2, RT:31.226	TP190729MA
29-Jul-19	12:44:11	Peak added	Sample:7-190726A20, Compound:PF-f2, RT:31.915	TP190729MA
29-Jul-19	12:44:46	Peak added	Sample:7-190726A20, Compound:HXF, RT:33.766	TP190729MA
29-Jul-19	12:44:46	Peak added	Sample:7-190726A20, Compound:HXF, RT:34.103	TP190729MA
29-Jul-19	12:44:46	Peak added	Sample:7-190726A20, Compound:HXF, RT:33.760	TP190729MA
29-Jul-19	12:44:46	Peak added	Sample:7-190726A20, Compound:HXF, RT:34.103	TP190729MA
29-Jul-19	12:44:57	Peak added	Sample:7-190726A20, Compound:HPF, RT:35.289	TP190729MA
29-Jul-19	12:44:57	Peak added	Sample:7-190726A20, Compound:HPF, RT:35.289	TP190729MA
29-Jul-19	12:45:16	Pre modification peak	Sample:7-190726A20, Compound:OCF, RT:37.440	
29-Jul-19	12:45:16	Peak modified	Sample:7-190726A20, Compound:OCF, RT:37.440	TP190729MB
29-Jul-19	12:45:16	Peak added	Sample:7-190726A20, Compound:OCF, RT:37.431	TP190729MB
29-Jul-19	12:48:03	Peak added	Sample:7-190726A21, Compound:HXD, RT:34.374	TP190729Ma
29-Jul-19	12:48:03	Peak added	Sample:7-190726A21, Compound:HXD, RT:33.366	TP190729Ma
29-Jul-19	12:48:03	Peak added	Sample:7-190726A21, Compound:HXD, RT:34.381	TP190729Ma
29-Jul-19	12:48:03	Peak added	Sample:7-190726A21, Compound:HXD, RT:33.372	TP190729Ma
29-Jul-19	12:48:21	Peak added	Sample:7-190726A21, Compound:HPD, RT:35.464	TP190729MA
29-Jul-19	12:48:21	Peak added	Sample:7-190726A21, Compound:HPD, RT:35.847	TP190729MA
29-Jul-19	12:48:21	Peak added	Sample:7-190726A21, Compound:HPD, RT:35.453	TP190729MA
29-Jul-19	12:48:36	Peak added	Sample:7-190726A21, Compound:PF-f2, RT:31.193	TP190729MA
29-Jul-19	12:48:36	Peak added	Sample:7-190726A21, Compound:PF-f2, RT:31.226	TP190729MA
29-Jul-19	12:48:51	Method modified		
29-Jul-19	12:48:54	Process Quantify		
29-Jul-19	12:51:07	Peak added	Sample:7-190726A21, Compound:HXF, RT:33.702	TP190729MA
29-Jul-19	12:51:07	Peak added	Sample:7-190726A21, Compound:HXF, RT:33.695	TP190729MA
29-Jul-19	12:51:30	Peak added	Sample:7-190726A21, Compound:HPF, RT:35.289	TP190729MA
29-Jul-19	12:51:30	Peak added	Sample:7-190726A21, Compound:HPF, RT:35.289	TP190729MA
29-Jul-19	12:51:42	Dataset Saved	Saved to 'C:\MassLynx\Dioxin.PRO\Result Files\7-190726A2-...	
29-Jul-19	13:34:54	Peak added	Sample:7-190726A22, Compound:HPD, RT:35.464	TP190729MA

Quantify Audit Report MassLynx MassLynx V4.1 SCN 901

Dataset: C:\MassLynx\Dioxin.PRO\Result Files\7-190726A2-Q2-0729TP.qld

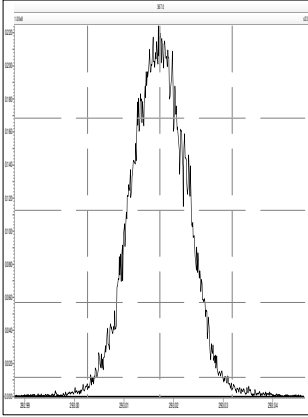
Last Altered: Monday, July 29, 2019 13:40:20 Eastern Daylight Time

Printed: Friday, September 06, 2019 17:11:38 Eastern Daylight Time

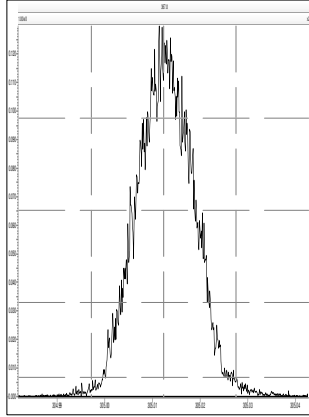
Date	Time	Event	Details	Comments
29-Jul-19	13:34:54	Peak added	Sample:7-190726A22, Compound:HPD, RT:35.868	TP190729MA
29-Jul-19	13:34:54	Peak added	Sample:7-190726A22, Compound:HPD, RT:35.464	TP190729MA
29-Jul-19	13:34:54	Peak added	Sample:7-190726A22, Compound:HPD, RT:35.857	TP190729MA
29-Jul-19	13:35:29	Peak added	Sample:7-190726A22, Compound:HXF, RT:33.695	TP190729MA
29-Jul-19	13:35:29	Peak added	Sample:7-190726A22, Compound:HXF, RT:33.786	TP190729MA
29-Jul-19	13:35:29	Peak added	Sample:7-190726A22, Compound:HXF, RT:34.109	TP190729MA
29-Jul-19	13:35:29	Peak added	Sample:7-190726A22, Compound:HXF, RT:33.702	TP190729MA
29-Jul-19	13:35:29	Peak added	Sample:7-190726A22, Compound:HXF, RT:33.786	TP190729MA
29-Jul-19	13:35:29	Peak added	Sample:7-190726A22, Compound:HXF, RT:34.096	TP190729MA
29-Jul-19	13:35:47	Peak added	Sample:7-190726A22, Compound:HPF, RT:35.289	TP190729MA
29-Jul-19	13:35:47	Peak added	Sample:7-190726A22, Compound:HPF, RT:35.299	TP190729MA
29-Jul-19	13:35:55	Peak modified	Sample:7-190726A22, Compound:HPF, RT:35.289	TP190729MB
29-Jul-19	13:36:16	Peak added	Sample:7-190726A22, Compound:OCF, RT:37.449	TP190729MA
29-Jul-19	13:36:16	Peak added	Sample:7-190726A22, Compound:OCF, RT:37.431	TP190729MA
29-Jul-19	13:36:56	Peak added	Sample:7-190726A23, Compound:HPD, RT:35.464	TP190729MA
29-Jul-19	13:36:56	Peak added	Sample:7-190726A23, Compound:HPD, RT:35.857	TP190729MA
29-Jul-19	13:36:56	Peak added	Sample:7-190726A23, Compound:HPD, RT:35.464	TP190729MA
29-Jul-19	13:36:56	Peak added	Sample:7-190726A23, Compound:HPD, RT:35.857	TP190729MA
29-Jul-19	13:37:12	Peak added	Sample:7-190726A23, Compound:OCF, RT:37.449	TP190729MA
29-Jul-19	13:38:11	Peak added	Sample:7-190726A24, Compound:HXD, RT:34.174	TP190729MA
29-Jul-19	13:38:11	Peak added	Sample:7-190726A24, Compound:HXD, RT:34.245	TP190729MA
29-Jul-19	13:38:11	Peak added	Sample:7-190726A24, Compound:HXD, RT:34.361	TP190729MA
29-Jul-19	13:38:11	Peak added	Sample:7-190726A24, Compound:HXD, RT:34.200	TP190729MA
29-Jul-19	13:38:11	Peak added	Sample:7-190726A24, Compound:HXD, RT:34.232	TP190729MA
29-Jul-19	13:38:11	Peak added	Sample:7-190726A24, Compound:HXD, RT:34.355	TP190729MA
29-Jul-19	13:38:26	Method modified		
29-Jul-19	13:38:30	Process Quantify		
29-Jul-19	13:38:59	Pre modification peak	Sample:7-190726A24, Compound:HPD, RT:35.464	
29-Jul-19	13:38:59	Peak modified	Sample:7-190726A24, Compound:HPD, RT:35.464	TP190729MB
29-Jul-19	13:38:59	Peak deleted	Sample:7-190726A24, Compound:HPD, RT:35.289	TP190729MB
29-Jul-19	13:38:59	Peak deleted	Sample:7-190726A24, Compound:HPD, RT:36.098	TP190729MB
29-Jul-19	13:38:59	Pre modification peak	Sample:7-190726A24, Compound:HPD, RT:35.464	
29-Jul-19	13:38:59	Peak modified	Sample:7-190726A24, Compound:HPD, RT:35.464	TP190729MB
29-Jul-19	13:38:59	Peak deleted	Sample:7-190726A24, Compound:HPD, RT:35.289	TP190729MB
29-Jul-19	13:39:13	Pre modification peak	Sample:7-190726A24, Compound:OCD, RT:37.348	
29-Jul-19	13:39:13	Peak modified	Sample:7-190726A24, Compound:OCD, RT:37.348	TP190729MB
29-Jul-19	13:39:13	Pre modification peak	Sample:7-190726A24, Compound:OCD, RT:37.348	
29-Jul-19	13:39:13	Peak modified	Sample:7-190726A24, Compound:OCD, RT:37.348	TP190729MB
29-Jul-19	13:39:34	Peak added	Sample:7-190726A24, Compound:HXF, RT:33.689	TP190729MA
29-Jul-19	13:39:34	Peak added	Sample:7-190726A24, Compound:HXF, RT:33.702	TP190729MA
29-Jul-19	13:40:00	Peak added	Sample:7-190726A24, Compound:HPF, RT:35.289	TP190729MA
29-Jul-19	13:40:00	Peak added	Sample:7-190726A24, Compound:HPF, RT:35.529	TP190729MA
29-Jul-19	13:40:00	Peak added	Sample:7-190726A24, Compound:HPF, RT:35.289	TP190729MA
29-Jul-19	13:40:00	Peak added	Sample:7-190726A24, Compound:HPF, RT:35.529	TP190729MA
29-Jul-19	13:40:19	Pre modification peak	Sample:7-190726A24, Compound:OCF, RT:37.431	
29-Jul-19	13:40:19	Peak modified	Sample:7-190726A24, Compound:OCF, RT:37.431	TP190729MB
29-Jul-19	13:40:19	Peak added	Sample:7-190726A24, Compound:OCF, RT:37.440	TP190729MB
29-Jul-19	13:40:23	Dataset Saved	Saved to 'C:\MassLynx\Dioxin.PRO\Result Files\7-190726A2-...	

Printed: Friday, July 26, 2019 21:17:28 Eastern Daylight Time

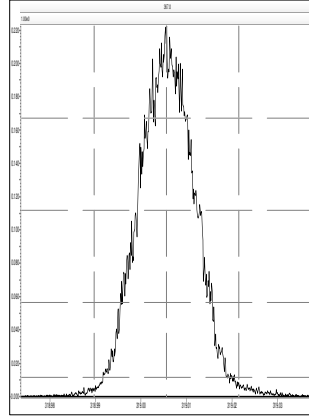
M 292.9824 R 11501



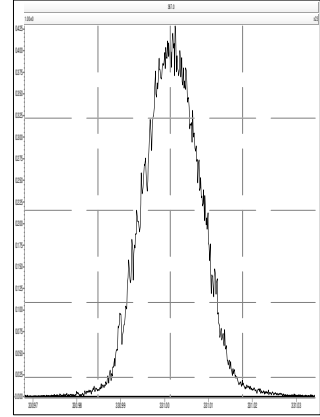
M 304.9824 R 11338



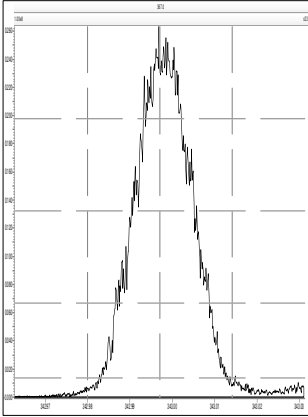
M 318.9792 R 11714



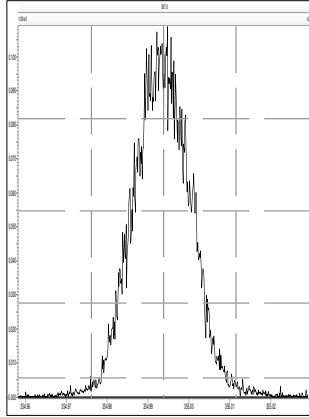
M 330.9792 R 11441



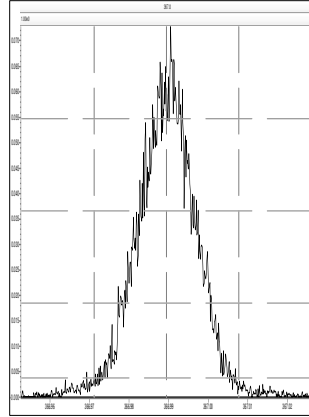
M 342.9792 R 11287



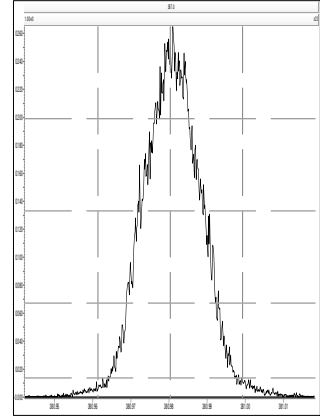
M 354.9792 R 11495



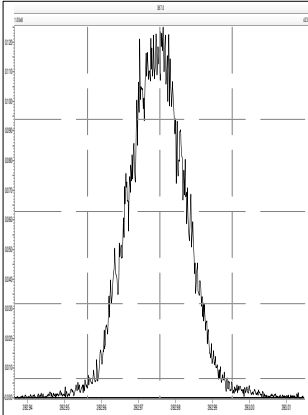
M 366.9792 R 11138



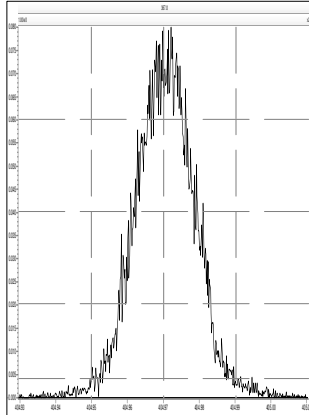
M 380.9760 R 11210



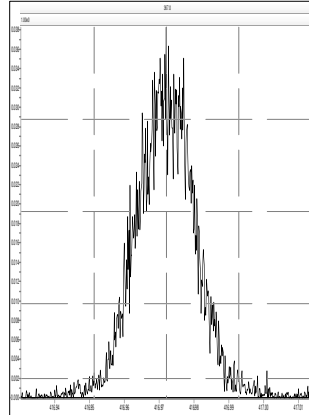
M 392.9760 R 11307



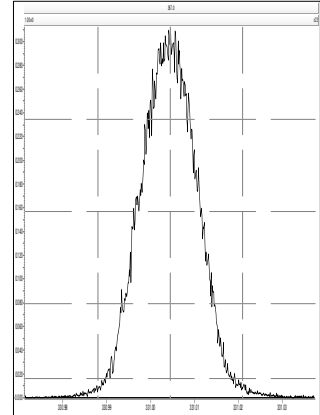
M 404.9760 R 11185



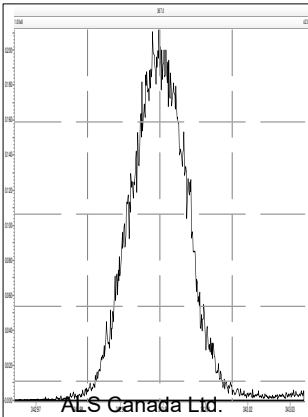
M 416.9760 R 12228



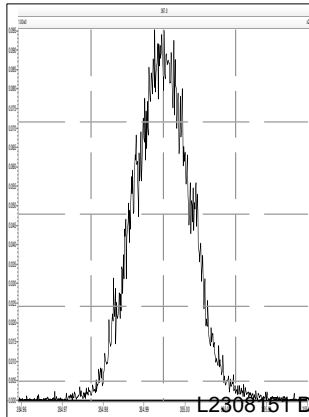
M 330.9792 R 11655



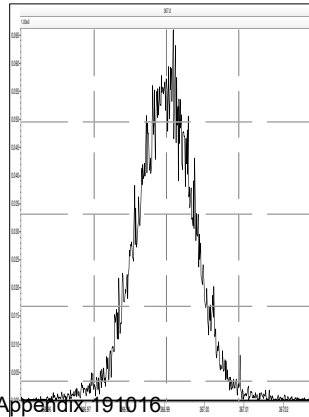
M 342.9792 R 11550



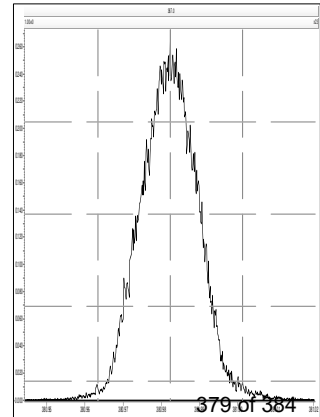
M 354.9792 R 12228



M 366.9792 R 11655

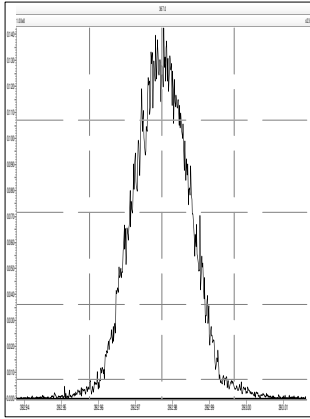


M 380.9760 R 11494

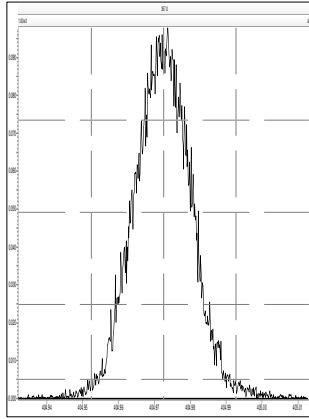


Printed: Friday, July 26, 2019 21:17:28 Eastern Daylight Time

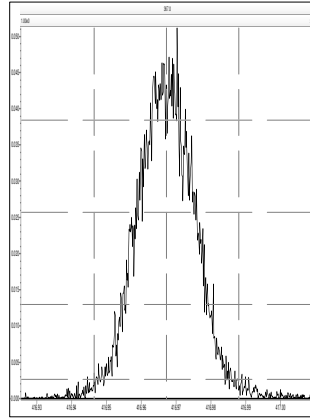
M 392.9760 R 11547



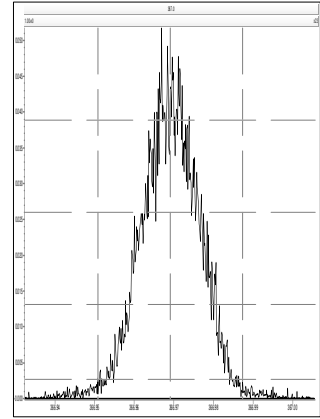
M 404.9760 R 11363



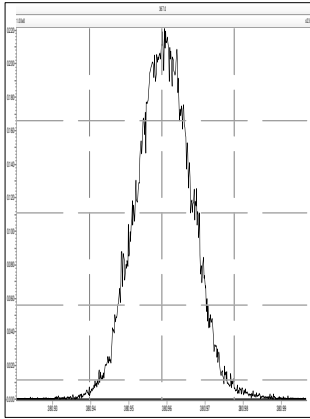
M 416.9760 R 11142



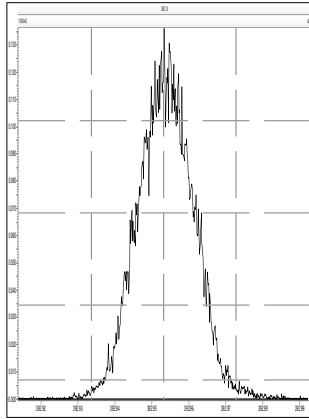
M 366.9792 R 11876



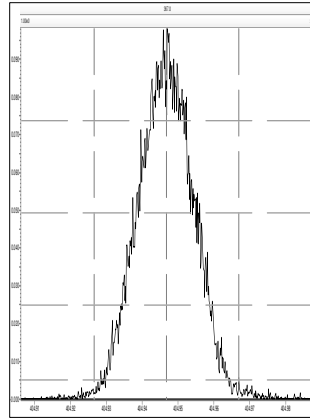
M 380.9760 R 11907



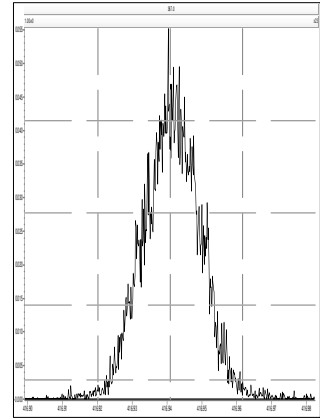
M 392.9760 R 11476



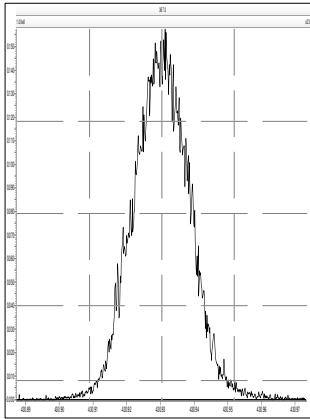
M 404.9760 R 11963



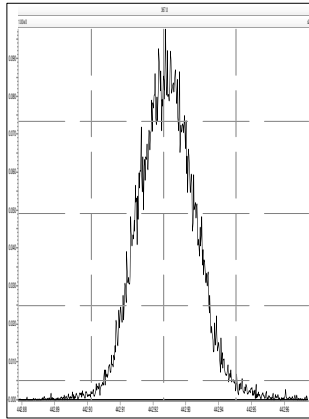
M 416.9760 R 12142



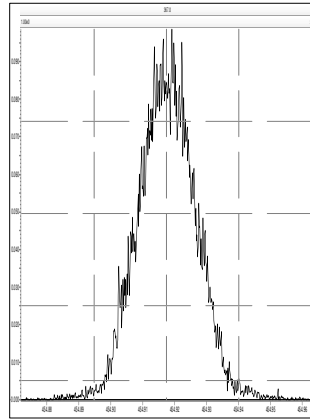
M 430.9728 R 11312



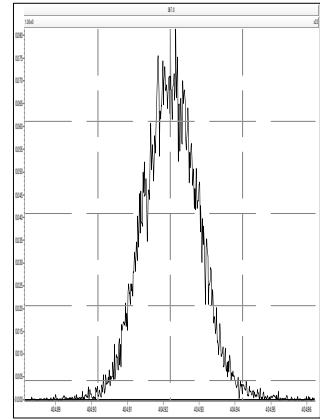
M 442.9728 R 11476



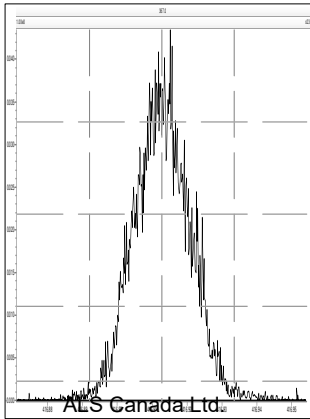
M 454.9728 R 11876



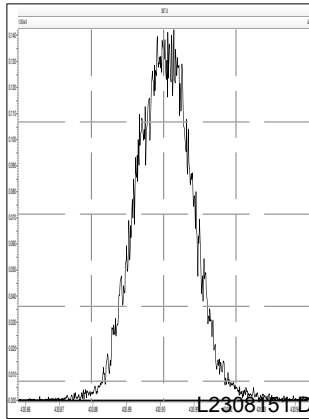
M 404.9760 R 11711



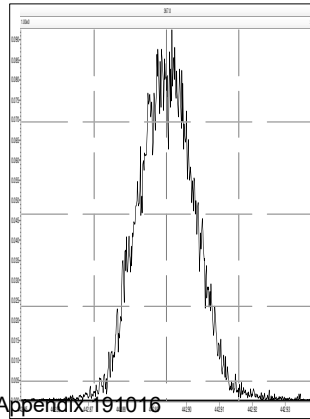
M 416.9760 R 11937



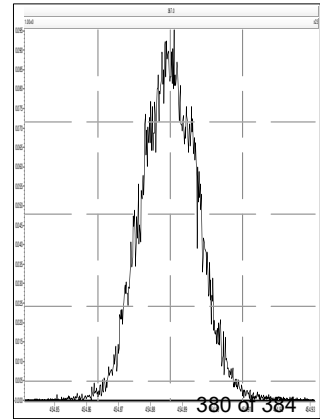
M 430.9728 R 11884



M 442.9728 R 11688

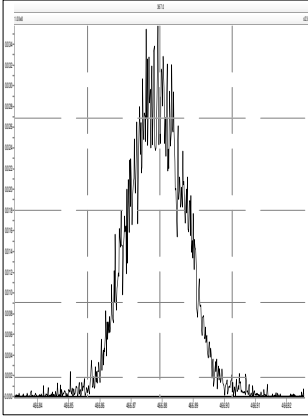


M 454.9728 R 11520

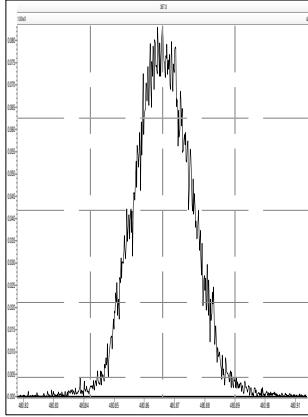


Printed: Friday, July 26, 2019 21:17:28 Eastern Daylight Time

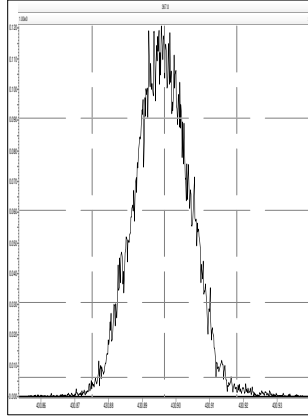
M 466.9728 R 12726



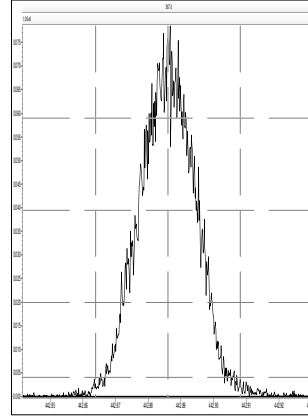
M 480.9696 R 11921



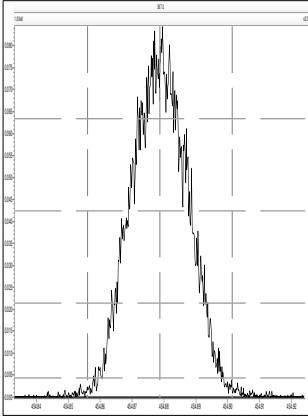
M 430.9728 R 11712



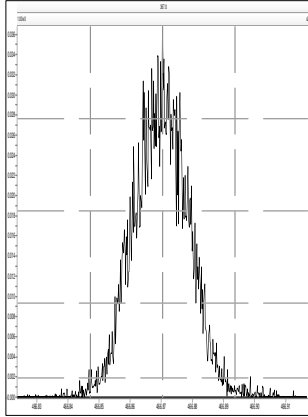
M 442.9728 R 12135



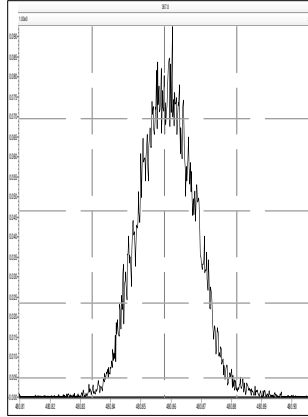
M 454.9728 R 11709



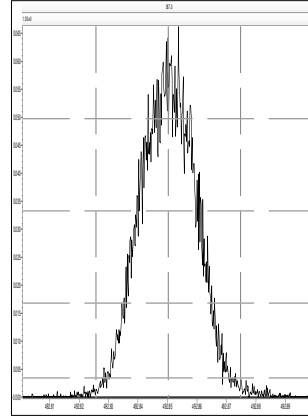
M 466.9728 R 12886



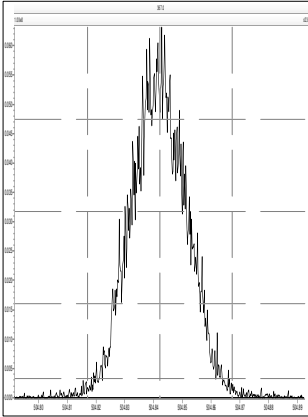
M 480.9696 R 12059



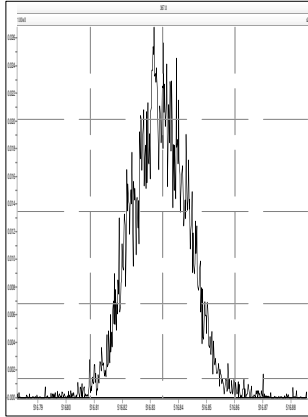
M 492.9696 R 12390



M 504.9696 R 11628



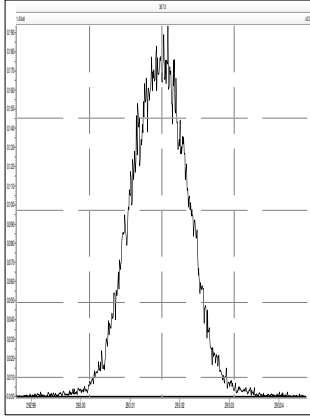
M 516.9697 R 12261



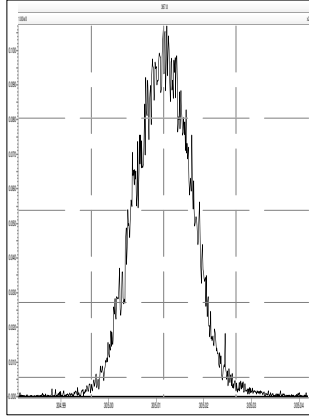
Printed:

Saturday, July 27, 2019 07:15:35 Eastern Daylight Time

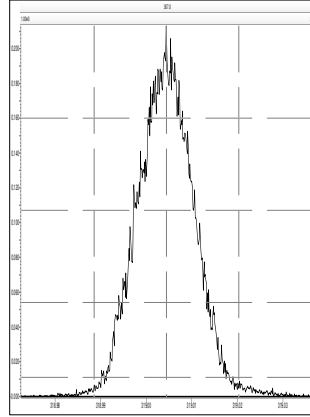
M 292.9824 R 11369



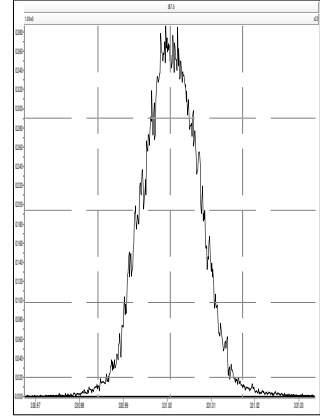
M 304.9824 R 11865



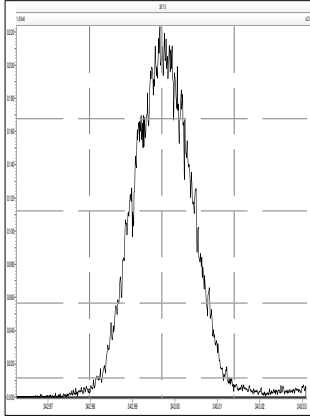
M 318.9792 R 11424



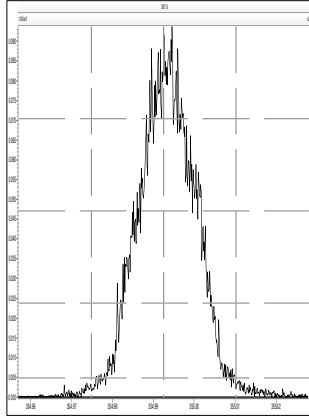
M 330.9792 R 11493



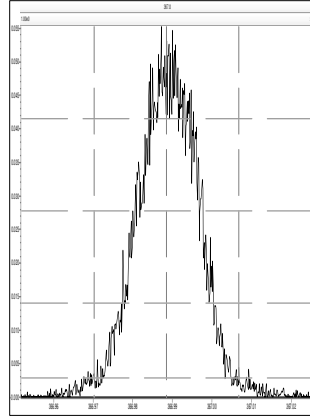
M 342.9792 R 11511



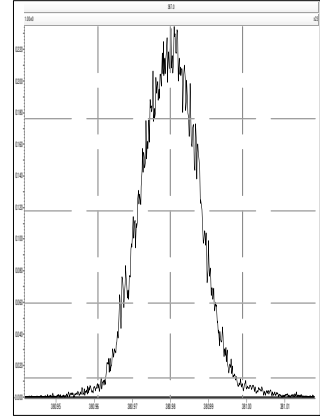
M 354.9792 R 11547



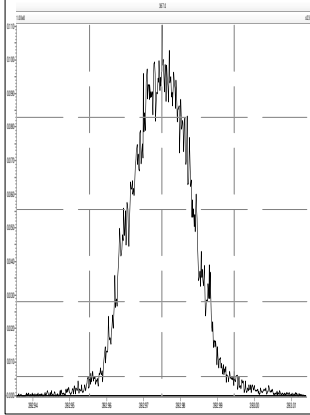
M 366.9792 R 10995



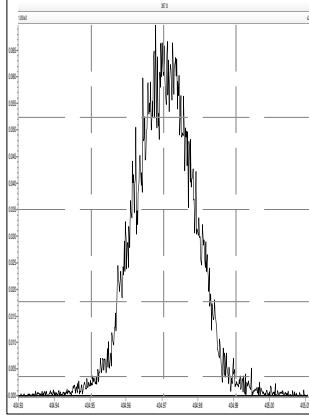
M 380.9760 R 11037



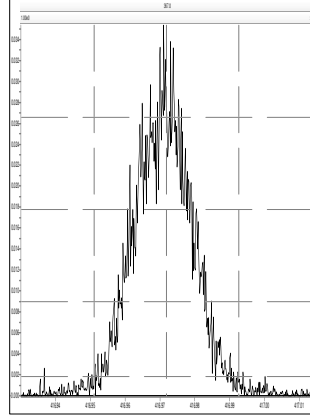
M 392.9760 R 11603



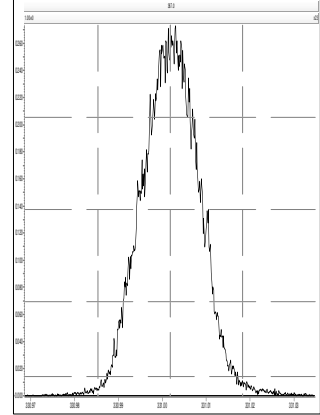
M 404.9760 R 11552



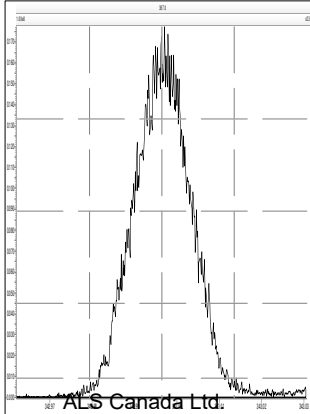
M 416.9760 R 11831



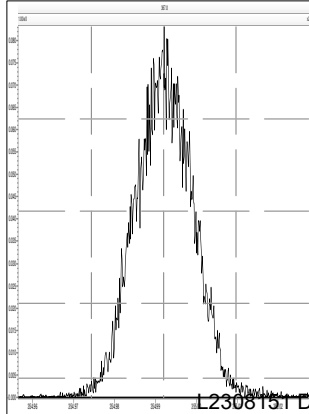
M 330.9792 R 11237



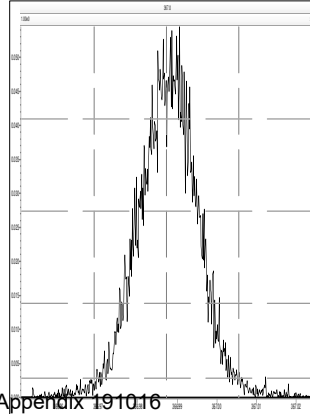
M 342.9792 R 11313



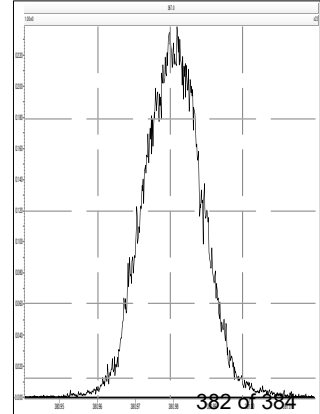
M 354.9792 R 11576



M 366.9792 R 11576

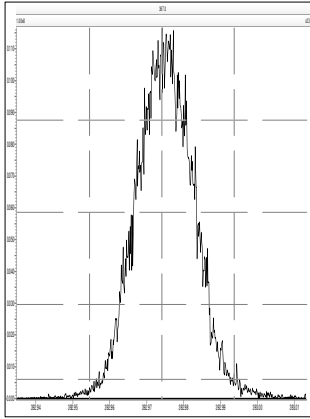


M 380.9760 R 11014

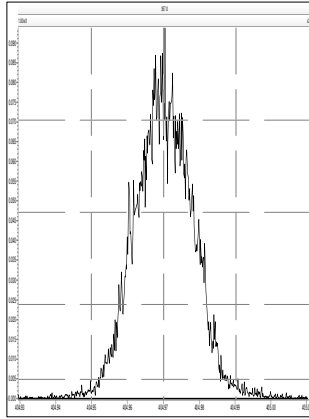


Printed: Saturday, July 27, 2019 07:15:35 Eastern Daylight Time

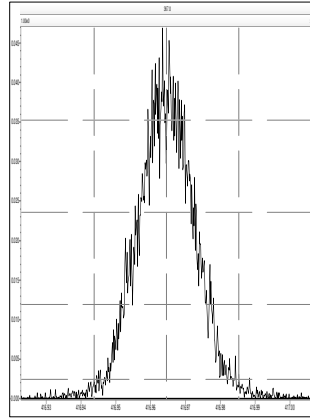
M 392.9760 R 11166



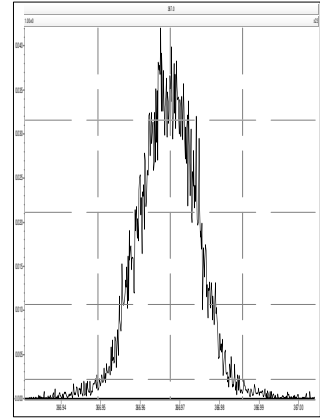
M 404.9760 R 11390



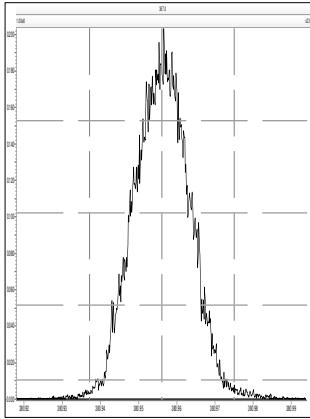
M 416.9760 R 11715



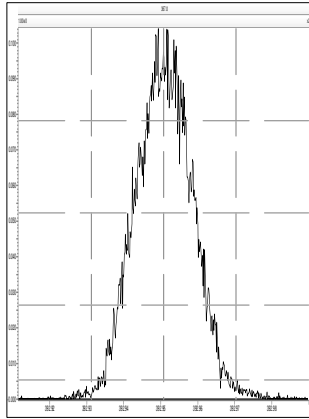
M 366.9792 R 11389



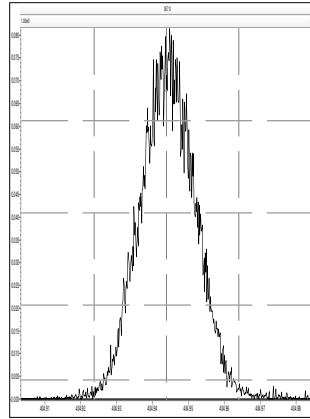
M 380.9760 R 11728



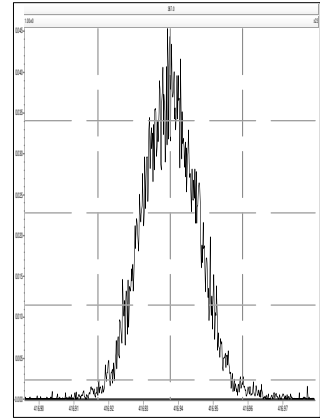
M 392.9760 R 12105



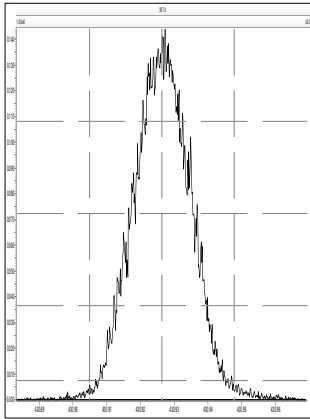
M 404.9760 R 11852



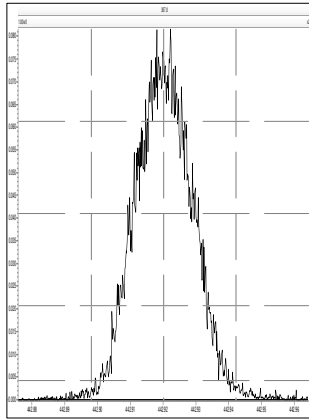
M 416.9760 R 11891



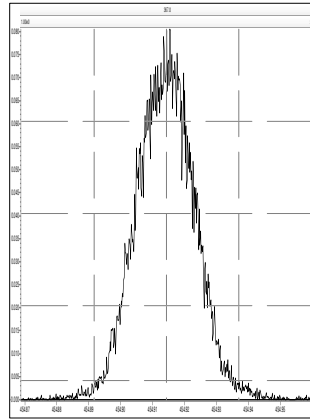
M 430.9728 R 11441



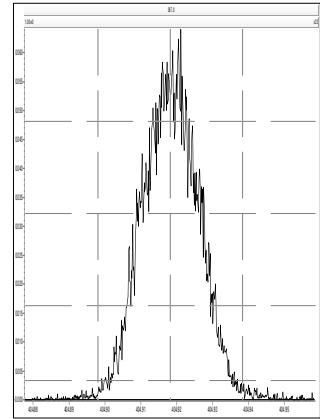
M 442.9728 R 11659



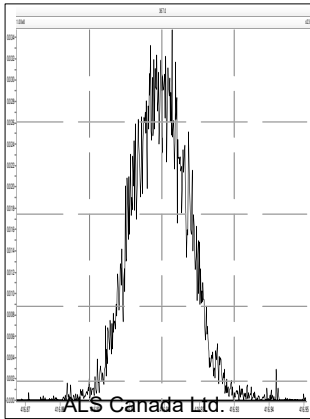
M 454.9728 R 11221



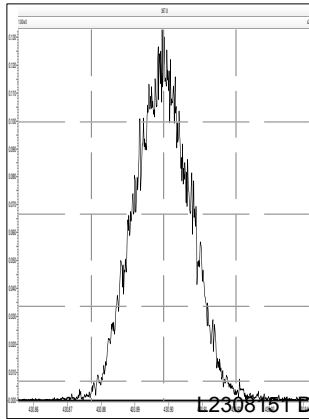
M 404.9760 R 11905



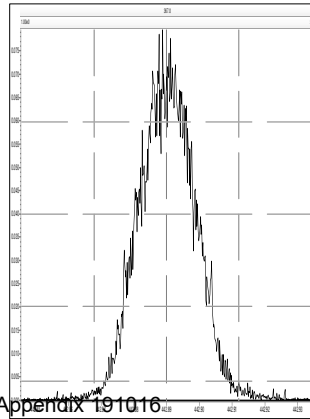
M 416.9760 R 11796



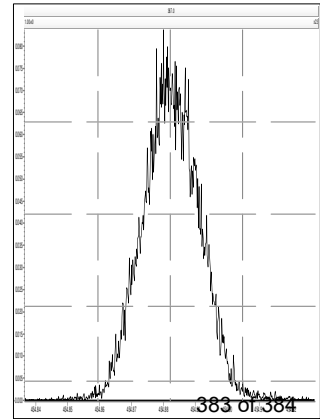
M 430.9728 R 11961



M 442.9728 R 11682

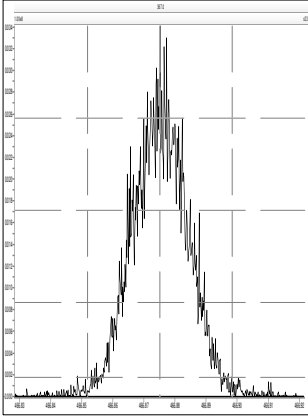


M 454.9728 R 11876

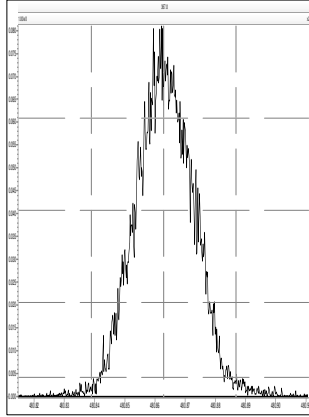


Printed: Saturday, July 27, 2019 07:15:35 Eastern Daylight Time

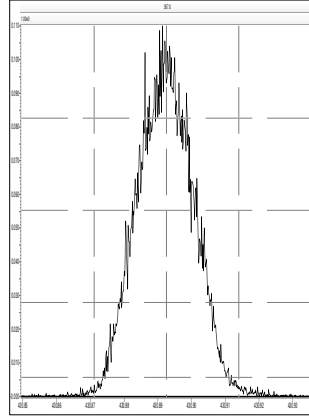
M 466.9728 R 11827



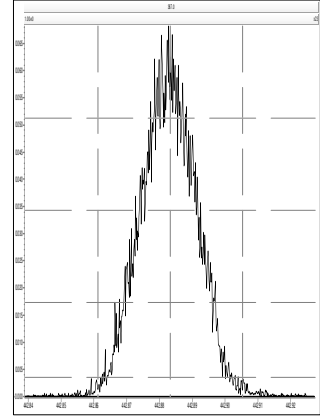
M 480.9696 R 11905



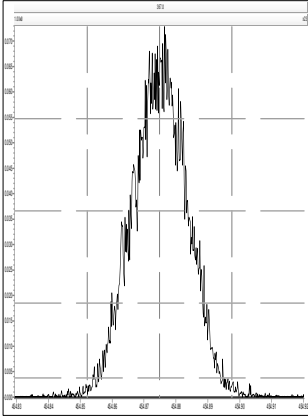
M 430.9728 R 11338



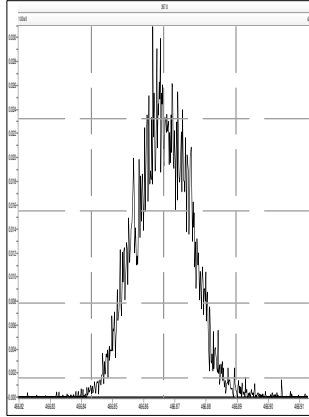
M 442.9728 R 11709



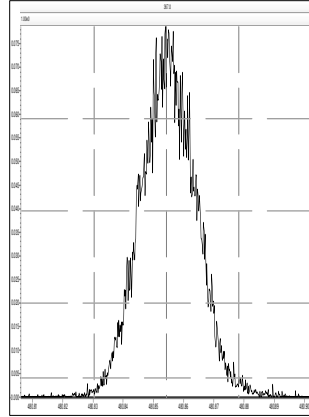
M 454.9728 R 11932



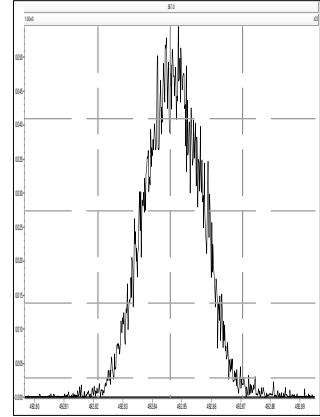
M 466.9728 R 12041



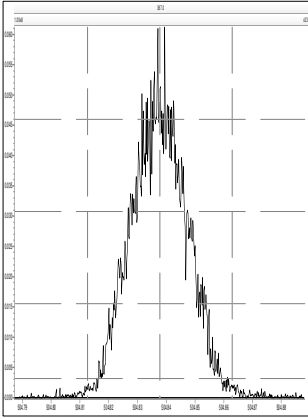
M 480.9696 R 11823



M 492.9696 R 11712



M 504.9696 R 11940



M 516.9697 R 11991

