

# SVOC DATA PACKAGE

## APPENDIX 1: INSTRUMENT OUTPUT DOCUMENTS

Including For Each Analytical Sequence::

- The scanned instrument runlogs
- Instrument output (SICP chromatograms) indicating the integrations used for quantification including:
  - GC chromatographic resolution checks, where appropriate
  - SICPs for the run
  - SICP chromatograms indicating both the automated and manual peak integration where this has been edited
- Reference peak profiles indicating the mass resolution
  - Pre-run mass calibration check printouts
  - Post-run mass calibration check printouts

Sample List Report

MassLynx 4.1 SCN815 SCN795

Sample List: C:\MassLynx\Default.pro\Sampledb\5-190502B-RUN.SPL

Page 1 of 2

Last Modified: Thursday, May 02, 2019 14:48:59 Eastern Daylight Time

Printed: Friday, May 03, 2019 08:45:32 Eastern Daylight Time

Page Position (1, 1)

File Name	Sample ID	File Text	MS File	Inlet File	Bottle	Inject Vol
1	5-190502B01	H5-19-CS1-005	1668A-CS1-018	1668_octyl_1	1668_octyl_1	Tray1:40 1.000000
2	5-190502B02	H5-19-CS0-005	1668A-CS0-018	1668_octyl_1	1668_octyl_1	Tray1:41 1.000000
3	5-190502B03	H5-19-CS3-005	1668A-CS3-018B1	1668_octyl_1	1668_octyl_1	Tray1:1 1.000000
4	5-190502B04	H5-19-CS2-005	1668A-CS2-018	1668_octyl_1	1668_octyl_1	Tray1:42 1.000000
5	5-190502B05	H5-19-CS5-005	1668A-CS4-018	1668_octyl_1	1668_octyl_1	Tray1:43 1.000000
6	5-190502B06	H5-19-CS4-005	1668A-CS4-018	1668_octyl_1	1668_octyl_1	Tray1:44 1.000000
7	5-190502B07	H5-19-RS1-005	1668A-RS1-018	1668_octyl_1	1668_octyl_1	Tray1:45 1.000000
8	5-190502B08	H5-19-RS2-005	1668A-RS2-018	1668_octyl_1	1668_octyl_1	Tray1:46 1.000000
9	5-190502B09	H5-19-WDM-372	1668A-CS7-018C	1668_octyl_1	1668_octyl_1	Tray1:2 1.000000
10	5-190502B10	H5-19-CCV-373	1668A-CS3-18B1	1668_octyl_1	1668_octyl_1	Tray1:1 1.000000
11	5-190502B11	WG3034709-2	LCS	1668_octyl_1	1668_octyl_1	Tray1:4 1.000000
12	5-190502B12	TOL	INST BLANK	1668_octyl_1	1668_octyl_1	Tray1:3 1.000000
13	5-190502B13	WG3034709-1	MB	1668_octyl_1	1668_octyl_1	Tray1:5 1.000000
14	5-190502B14	L2262808-1	Sample	1668_octyl_1	1668_octyl_1	Tray1:6 1.000000
15	5-190502B15	WG3034709-4	Sample	1668_octyl_1	1668_octyl_1	Tray1:7 1.000000
16	5-190502B16	L2262808-2	Sample	1668_octyl_1	1668_octyl_1	Tray1:8 1.000000
17	5-190502B17	L2263083-1	Sample	1668_octyl_1	1668_octyl_1	Tray1:9 1.000000
18	5-190502B18	L2264104-1	Sample	1668_octyl_1	1668_octyl_1	Tray1:10 1.000000
19	5-190502B19	L2264104-2	Sample	1668_octyl_1	1668_octyl_1	Tray1:11 1.000000
20	5-190502B20	L2264104-5	Sample	1668_octyl_1	1668_octyl_1	Tray1:12 1.000000
21	5-190502B21	H5-19-CCV-374	1668A-CS3-18B1	1668_octyl_1	1668_octyl_1	Tray1:1 1.000000
22	---	Op	ES	---	---	0.000000
23	---	Detector	350	---	---	0.000000
24	---	Column SPBOCTYL	649848-03A	---	---	0.000000
25	---	CCV SUB	APR29	---	---	0.000000

VP ✓ EA May 3  
 MR ✓  
 Win ✓  
 Anco 12%  
 Tol ✓  
 IS ✓  
 LM ✓  
 WO ✓  
 BS ✓  
 OC ✓  
 BI RBV  
 Rec S17 high  
 Dup ✓  
 CS ✓

Sample List Report

MassLynx MassLynx V4.1 SCN 901

Sample List: C:\MassLynx\PCB.PRO\SampleDB\5-190502B-QC.SPL  
Last Modified: Friday, May 03, 2019 09:02:24 Eastern Daylight Time  
Printed: Thursday, May 16, 2019 15:05:23 Eastern Daylight Time

	File Name	Sample ID	File Text	Sample Type	Na Conc A	Na Conc B	Na Conc C	Na Conc D	Na Conc E	Na Conc F	Na Conc G	Na Conc H	FS Conc	CS Conc	ES Conc 1	ES Conc 2	IS Conc	Sample Size
1	5-190502B02	H5-19-CS0-005	1668A-CS0-018	Analyte	.2	.2	.2	.4	---	---	---	---	100	100	100	200	100	1.000
2	5-190502B07	H5-19-RS1-005	1668A-RS1-018	Analyte	50	50	50	100	---	---	---	---	100	100	100	200	100	1.000
3	5-190502B08	H5-19-RS2-005	1668A-RS2-018	Analyte	---	---	---	---	---	---	---	---	100	100	100	200	100	1.000
4	5-190502B09	H5-19-WDM-372	1668A-CS7-018C	Analyte	25	50	75	100	150	200	250	300	100	100	100	200	100	1.000
5	5-190502B10	H5-19-CCV-373	1668A-CS3-18B1	Analyte	50	50	50	100	---	---	---	---	100	100	100	200	100	1.000
6	5-190502B11	WG3034709-2	LCS	Analyte	1000	1000	1000	2000	---	---	---	---	2000	2000	2000	4000	2000	1.000
7	5-190502B21	H5-19-CCV-374	1668A-CS3-18B1	Analyte	50	50	50	100	---	---	---	---	100	100	100	200	100	1.000

Sample List Report

MassLynx MassLynx V4.1 SCN 901

Sample List: C:\MassLynx\PCB.PRO\SampleDB\5-190502B-ICAL.SPL  
Last Modified: Friday, May 03, 2019 08:58:59 Eastern Daylight Time  
Printed: Thursday, May 16, 2019 15:00:15 Eastern Daylight Time

	File Name	Sample ID	File Text	Sample Type	Na Conc A	Na Conc B	Na Conc C	Na Conc D	Na Conc E	Na Conc F	Na Conc G	Na Conc H	FS Conc	CS Conc	ES Conc 1	ES Conc 2	IS Conc	Sample Size
1	5-190502B01	H5-19-CS1-005	1668A-CS1-018	Standard	1	1	1	2	---	---	---	---	100	100	100	200	100	1.000
2	5-190502B04	H5-19-CS2-005	1668A-CS2-018	Standard	5	5	5	10	---	---	---	---	100	100	100	200	100	1.000
3	5-190502B03	H5-19-CS3-005	1668A-CS3-018B1	Standard	50	50	50	100	---	---	---	---	100	100	100	200	100	1.000
4	5-190502B06	H5-19-CS4-005	1668A-CS4-018	Standard	400	400	400	800	---	---	---	---	100	100	100	200	100	1.000
5	5-190502B05	H5-19-CS5-005	1668A-CS4-018	Standard	2000	2000	2000	4000	---	---	---	---	100	100	100	200	100	1.000



**Quantify Sample Summary Report**      **MassLynx MassLynx V4.1 SCN 901**

Dataset: I:\Organics Instrument\HIGHRES GCMS Completed Results Files\HR-5\ICALs\5-190502B-ICAL.qld

Last Altered: Friday, May 03, 2019 08:59:50 Eastern Daylight Time  
 Printed: Thursday, May 16, 2019 16:27:00 Eastern Daylight Time

**Method: C:\MassLynx\PCB.PRO\MethDB\1668-OCTYL-1-ICAL.mdb 28 Dec 2018 11:55:27**  
**Calibration: C:\MassLynx\PCB.PRO\CurveDB\5-190502B-ICAL.cdb 03 May 2019 08:59:50**

**Name: 5-190502B01, Date: 02-May-2019, Time: 12:04:37, ID: H5-19-CS1-005, Description: 1668A-CS1-018, Vial: Tray1:40**

	Target Analyte	#Hom	Total Area	Ion1 Area	Ion2 Area	Ra	Ra Fail=Y...	RT	RRT	RT LCL	RT UCL	Conc.	%Rec	Mod.Comment	Noise 1	Noise 2
1	PCB-1		78829	59788	19042	3.14	NO	8.90	1.00	8.87	8.94	0.98154	98.2		1219	1601
2	PCB-3		76853	59047	17806	3.32	NO	10.44	1.00	10.40	10.47	0.99250	99.3		1219	1601
3	PCB-4		41727	25391	16336	1.55	NO	10.61	1.00	10.57	10.64	0.98280	98.3		2330	7638
4	PCB-15		68244	41682	26562	1.57	NO	14.30	1.00	14.27	14.33	0.94971	95.0		2677	7327
5	PCB-19		40082	20951	19131	1.10	NO	12.62	1.00	12.58	12.65	0.96943	96.9		4926	2674
6	PCB-37		61219	31595	29624	1.07	NO	18.25	1.00	18.22	18.28	0.97227	97.2		6934	4701
7	PCB-54		51778	22725	29052	0.78	NO	14.47	1.00	14.44	14.51	0.98184	98.2		1087	1704
8	PCB-81		66870	29912	36958	0.81	NO	21.82	1.00	21.79	21.86	1.06992	107.0		2619	4099
9	PCB-77		58048	25938	32110	0.81	NO	22.13	1.00	22.10	22.16	0.97216	97.2		2619	4099
10	PCB-104		50508	31259	19249	1.62	NO	17.55	1.00	17.51	17.58	0.97012	97.0		536	919
11	PCB-123		49850	28960	20890	1.39	NO	23.13	1.00	23.10	23.17	0.99626	99.6		1295	1485
12	PCB-118		51272	31456	19816	1.59	NO	23.30	1.00	23.27	23.33	0.96608	96.6		1295	1485
13	PCB-114		50238	30645	19593	1.56	NO	23.59	1.00	23.56	23.62	0.97066	97.1		1295	1485
14	PCB-105		55523	33818	21706	1.56	NO	23.94	1.00	23.91	23.97	1.06099	106.1		1295	1485
15	PCB-126		48043	29589	18454	1.60	NO	25.54	1.00	25.50	25.57	0.96229	96.2		1295	1485
16	PCB-155		51789	29348	22441	1.31	NO	20.55	1.00	20.51	20.58	1.00255	100.3		653	718
17	PCB-167		53895	30090	23805	1.26	NO	26.44	1.00	26.41	26.48	1.05289	105.3		927	1161
18	PCB-156/157		102911	56818	46094	1.23	NO	27.07	1.00	27.04	27.10	2.05987	103.0		927	1161
19	PCB-169		43032	24383	18649	1.31	NO	28.74	1.00	28.71	28.77	0.96499	96.5		927	1161
20	PCB-188		43950	21947	22003	1.00	NO	23.54	1.00	23.51	23.58	0.95835	95.8		2045	1570
21	PCB-189		35036	18049	16987	1.06	NO	30.02	1.00	29.99	30.05	0.95291	95.3		2594	1812
22	PCB-202		41185	19355	21830	0.89	NO	26.32	1.00	26.29	26.36	0.98562	98.6		497	741
23	PCB-205		28333	13081	15252	0.86	NO	31.41	1.00	31.38	31.45	0.94219	94.2		584	798
24	PCB-208		30131	13379	16752	0.80	NO	29.76	1.00	29.73	29.79	1.00138	100.1		1185	2882
25	PCB-206		19679	8117	11562	0.70	NO	32.51	1.00	32.48	32.54	1.01229	101.2		1185	2882
26	PCB-209		22914	12494	10419	1.20	NO	33.64	1.00	33.61	33.67	0.98215	98.2		271	495
27	13C-PCB-31		7015191	3605329	3409862	1.06	NO	15.82	0.87	15.79	15.86	103.31855	103.3		46153	19704
28	13C-PCB-95		3167239	1944229	1223010	1.59	NO	19.13	1.09	19.10	19.17	101.19855	101.2		3635	3519
29	13C-PCB-153		4427194	2506257	1920936	1.30	NO	24.22	1.18	24.19	24.25	103.45108	103.5		7560	3778
30	13C-PCB-28		7086526	3638799	3447727	1.06	NO	16.00	0.94	15.97	16.03	102.24615	102.2		46153	19704
31	13C-PCB-111		4324838	2650534	1674304	1.58	NO	22.06	1.07	22.02	22.09	101.97980	102.0		3635	3519
32	13C-PCB-178		3438988	1757295	1681693	1.04	NO	25.10	1.01	25.07	25.13	100.76998	100.8		3420	3075
33	13C-PCB-1		7403023	5618438	1784585	3.15	NO	8.90	0.75	8.87	8.94	99.94473	99.9		3850	21051
34	ALS Canada Ltd. 13C-PCB-3		6840180	5180820	1659360	3.12	NO	10.44	0.88	10.40	10.47	99.06709	99.1		3850	21051

Quantify Sample Summary Report

MassLynx MassLynx V4.1 SCN 901

Dataset: I:\Organics Instrument\HIGHRES GCMS Completed Results Files\HR-5\ICALs\5-190502B-ICAL.qld

Last Altered: Friday, May 03, 2019 08:59:50 Eastern Daylight Time

Printed: Thursday, May 16, 2019 16:27:00 Eastern Daylight Time

Name: 5-190502B01, Date: 02-May-2019, Time: 12:04:37, ID: H5-19-CS1-005, Description: 1668A-CS1-018, Vial: Tray1:40

	Target Analyte	#Hom	Total Area	Ion1 Area	Ion2 Area	Ra	Ra Fail=Y...	RT	RRT	RT LCL	RT UCL	Conc.	%Rec	Mod.Comment	Noise 1	Noise 2
35	13C-PCB-4		4657973	2864445	1793528	1.60	NO	10.59	0.89	10.56	10.63	99.16788	99.2		26059	6017
36	13C-PCB-15		6915894	4239363	2676531	1.58	NO	14.29	1.20	14.26	14.32	99.34926	99.3		42144	13775
37	13C-PCB-19		3588783	1829172	1759612	1.04	NO	12.61	1.06	12.57	12.64	98.78301	98.8		40430	21667
38	13C-PCB-37		5973860	3070892	2902968	1.06	NO	18.24	1.07	18.21	18.27	99.61990	99.6		46153	19704
39	13C-PCB-54		5038430	2226506	2811924	0.79	NO	14.46	0.85	14.43	14.50	99.48021	99.5		5601	3487
40	13C-PCB-81		5232295	2307244	2925051	0.79	NO	21.81	1.06	21.78	21.85	101.06177	101.1		7870	3324
41	13C-PCB-77		5317639	2352106	2965533	0.79	NO	22.12	1.07	22.09	22.15	101.49699	101.5		7870	3324
42	13C-PCB-104		4526137	2772429	1753708	1.58	NO	17.53	1.03	17.49	17.56	99.85015	99.9		1359	1288
43	13C-PCB-123		4702105	2889529	1812576	1.59	NO	23.11	1.12	23.07	23.14	100.98681	101.0		7742	6145
44	13C-PCB-118		4612804	2827581	1785223	1.58	NO	23.29	1.13	23.26	23.32	101.18003	101.2		7742	6145
45	13C-PCB-114		4449846	2742994	1706852	1.61	NO	23.58	0.95	23.55	23.61	102.04428	102.0		7742	6145
46	13C-PCB-105		4477360	2757491	1719869	1.60	NO	23.93	0.96	23.90	23.96	101.19132	101.2		7742	6145
47	13C-PCB-126		4272731	2626317	1646414	1.60	NO	25.52	1.02	25.49	25.56	101.74367	101.7		7742	6145
48	13C-PCB-155		4861667	2711779	2149888	1.26	NO	20.54	0.99	20.50	20.57	98.55382	98.6		1377	2278
49	13C-PCB-167		4211999	2369915	1842084	1.29	NO	26.43	1.06	26.40	26.46	99.46135	99.5		7560	3778
50	13C-PCB-156/157		8170861	4627269	3543593	1.31	NO	27.06	1.09	27.03	27.09	200.39886	100.2		7560	3778
51	13C-PCB-169		3840285	2172192	1668092	1.30	NO	28.73	1.15	28.69	28.76	99.83095	99.8		7560	3778
52	13C-PCB-188		4584657	2369983	2214674	1.07	NO	23.53	0.94	23.50	23.56	98.79160	98.8		3420	3075
53	13C-PCB-189		3826560	1970807	1855753	1.06	NO	30.01	0.96	29.97	30.04	98.30579	98.3		13588	10744
54	13C-PCB-202		3853339	1824120	2029220	0.90	NO	26.31	1.06	26.28	26.34	98.45272	98.5		1402	2685
55	13C-PCB-205		3121668	1472468	1649200	0.89	NO	31.40	1.01	31.37	31.43	99.09695	99.1		5268	6075
56	13C-PCB-208		2728231	1197140	1531090	0.78	NO	29.75	0.96	29.71	29.78	98.81195	98.8		2242	3932
57	13C-PCB-206		1726640	762859	963781	0.79	NO	32.49	1.04	32.45	32.52	96.74277	96.7		2242	3932
58	13C-PCB-209		2585496	1408162	1177334	1.20	NO	33.63	1.08	33.59	33.66	96.95924	97.0		400	520
59	13C-PCB-9		7412748	4533598	2879150	1.57	NO	11.87	0.48	11.84	11.90	127.28054	127.3		26059	6017
60	13C-PCB-52		3761866	1682727	2079140	0.81	NO	16.99	0.68	16.95	17.02	126.05135	126.1		6893	4087
61	13C-PCB-101		3235832	1981766	1254065	1.58	NO	20.67	0.83	20.63	20.70	124.91596	124.9		3635	3519
62	13C-PCB-138		3562690	2012079	1550611	1.30	NO	24.91	0.00	24.87	24.94	127.87429	127.9		7560	3778
63	13C-PCB-194		2529646	1195460	1334186	0.90	NO	31.13	1.25	31.10	31.16	127.47617	127.5		5268	6075
64	Total MoCB-F1	3		119823								1189.68489			1219	
65	Total DiCB-F1	1		25391								0.98280			2330	
66	Total DiCB-F2	1		41682								0.94971			2677	
67	Total TrCB-F1	1		20951								0.96943			2127	
68	Total TrCB-F3	9		107033								141671.73267			2310	
69	Total TeCB-F2	1		22725								0.98184			1087	
70	Total TeCB-F4	8		73845								35356.83718			2619	
71	Total PCB-F3	2		33739								3582.24306			526	

**Quantify Sample Summary Report**      **MassLynx MassLynx V4.1 SCN 901**

Dataset: I:\Organics Instrument\HIGHRES GCMS Completed Results Files\HR-5\ICALs\5-190502B-ICAL.qld

Last Altered: Friday, May 03, 2019 08:59:50 Eastern Daylight Time  
 Printed: Thursday, May 16, 2019 16:27:00 Eastern Daylight Time

**Name: 5-190502B01, Date: 02-May-2019, Time: 12:04:37, ID: H5-19-CS1-005, Description: 1668A-CS1-018, Vial: Tray1:40**

	Target Analyte	#Hom	Total Area	Ion1 Area	Ion2 Area	Ra	Ra Fail=Y...	RT	RRT	RT LCL	RT UCL	Conc.	%Rec	Mod.Comment	Noise 1	Noise 2
72	Total PeCB-F5	12		169612								22147.80719			1295	
73	Total HxCB-F4	5		39154								16683.36079			653	
74	Total HxCB-F5	16		138886								41923.99343			927	
75	Total HpCB-F5	16		112583								178838.87485			812	
76	Total HpCB-F6	4		20017								3365.05711			939	
77	Total OcCB-F5	6		33258								26542.40545			497	
78	Total OcCB-F6	5		18592								11892.53750			584	
79	Total NoCB-F6	3		23086								4021.10439			1185	
80	Total DeCB-F7	1		12494								0.98215			271	
81	Total 13C-MoCB-F1	3		10817742								25786.71972			3850	
82	Total 13C-DiCB-F1	4		7449211								228.54457			26059	
83	Total 13C-DiCB-F2	1		4239363								99.34926			42144	
84	Total 13C-TrCB-F1	2		1966600								329291.14036			40430	
85	Total 13C-TrCB-F3	7		10382845								77258.93704			46153	
86	Total 13C-TeCB-F2	1		2226506								99.48021			5601	
87	Total 13C-TeCB-F3	6		1748882								131.13482			6893	
88	Total 13C-TeCB-F4	8		4760366								130825.46510			7870	
89	Total 13C-PeCB-F3	3		2772960								1040.93003			1359	
90	Total 13C-PeCB-F4	7		6600097								332.43881			3635	
91	Total 13C-PeCB-F5	13		14212251								431335.33677			7742	
92	Total 13C-HxCB-F4	3		2727862								18276.05332			1377	
93	Total 13C-HxCB-F5	12		13854040								680.37639			7560	
94	Total 13C-HpCB-F5	12		4214624								150055.47113			3420	
95	Total 13C-HpCB-F6	11		2264948								480163.44939			13588	
96	Total 13C-OcCB-F5	9		1834784								23362.19147			1402	
97	Total 13C-OcCB-F6	5		2797437								254.22040			5268	
98	Total 13C-NoCB-F6	8		1964796								10869.10338			2242	
99	Total 13C-DeCB-F7	1		1408162								96.95924			400	
100	Lockmass F1			0											344872	
101	Lockmass F2			0											309028	
102	Lockmass F3			0											671291	
103	Lockmass F4			0											418170	
104	Lockmass F5			0											131672	
105	Lockmass F6			0											57362	
106	Lockmass F7			0											30850	

**Quantify Sample Summary Report**      **MassLynx MassLynx V4.1 SCN 901**

Dataset: I:\Organics Instrument\HIGHRES GCMS Completed Results Files\HR-5\ICALs\5-190502B-ICAL.qld

Last Altered: Friday, May 03, 2019 08:59:50 Eastern Daylight Time  
 Printed: Thursday, May 16, 2019 16:27:00 Eastern Daylight Time

**Name: 5-190502B04, Date: 02-May-2019, Time: 14:13:57, ID: H5-19-CS2-005, Description: 1668A-CS2-018, Vial: Tray1:42**

	Target Analyte	#Hom	Total Area	Ion1 Area	Ion2 Area	Ra	Ra Fail=Y...	RT	RRT	RT LCL	RT UCL	Conc.	%Rec	Mod.Comment	Noise 1	Noise 2
1	PCB-1		339350	258780	80569	3.21	NO	8.88	1.00	8.84	8.91	5.09369	101.9		1388	1994
2	PCB-3		326595	250620	75975	3.30	NO	10.41	1.00	10.38	10.45	5.00919	100.2		1388	1994
3	PCB-4		178860	108767	70093	1.55	NO	10.58	1.00	10.55	10.61	4.97326	99.5		1808	7025
4	PCB-15		299108	182106	117003	1.56	NO	14.26	1.00	14.23	14.30	5.10059	102.0		3273	7798
5	PCB-19		176884	91172	85712	1.06	NO	12.58	1.00	12.55	12.61	5.05778	101.2		4641	3512
6	PCB-37		261539	133262	128277	1.04	NO	18.22	1.00	18.19	18.25	5.09295	101.9		7952	6427
7	PCB-54		217741	95893	121848	0.79	NO	14.44	1.00	14.40	14.47	4.96366	99.3		1112	1931
8	PCB-81		252697	109154	143543	0.76	NO	21.80	1.00	21.76	21.83	5.00077	100.0		2209	3206
9	PCB-77		241071	105010	136061	0.77	NO	22.10	1.00	22.07	22.13	4.99934	100.0		2209	3206
10	PCB-104		221078	137111	83967	1.63	NO	17.51	1.00	17.47	17.54	5.10773	102.2		674	925
11	PCB-123		204156	125770	78387	1.60	NO	23.10	1.00	23.06	23.13	5.13470	102.7		1698	1614
12	PCB-118		214541	132216	82325	1.61	NO	23.26	1.00	23.23	23.30	5.07085	101.4		1698	1614
13	PCB-114		209261	127745	81515	1.57	NO	23.57	1.00	23.53	23.60	5.11171	102.2		1698	1614
14	PCB-105		210698	129119	81579	1.58	NO	23.92	1.00	23.88	23.95	5.02255	100.5		1698	1614
15	PCB-126		203311	124222	79089	1.57	NO	25.51	1.00	25.48	25.55	5.07720	101.5		1698	1614
16	PCB-155		219767	122580	97187	1.26	NO	20.51	1.00	20.48	20.54	5.05796	101.2		680	722
17	PCB-167		211323	117336	93987	1.25	NO	26.42	1.00	26.39	26.45	5.08135	101.6		1593	1161
18	PCB-156/157		411267	224343	186924	1.20	NO	27.05	1.00	27.01	27.08	10.23720	102.4		1593	1161
19	PCB-169		178152	98209	79943	1.23	NO	28.71	1.00	28.68	28.75	4.98435	99.7		1593	1161
20	PCB-188		193320	97219	96101	1.01	NO	23.52	1.00	23.48	23.55	5.22953	104.6		2722	1504
21	PCB-189		153369	77155	76214	1.01	NO	29.99	1.00	29.96	30.03	5.03328	100.7		3481	2041
22	PCB-202		173770	81030	92740	0.87	NO	26.30	1.00	26.26	26.33	5.10039	102.0		681	667
23	PCB-205		122677	58072	64605	0.90	NO	31.39	1.00	31.35	31.42	5.04637	100.9		1084	1239
24	PCB-208		123873	54426	69447	0.78	NO	29.74	1.00	29.70	29.77	5.04423	100.9		1508	3587
25	PCB-206		80072	35577	44496	0.80	NO	32.47	1.00	32.44	32.51	5.00960	100.2		1508	3587
26	PCB-209		96084	52495	43589	1.20	NO	33.61	1.00	33.58	33.64	5.07911	101.6		249	468
27	13C-PCB-31		5759595	2956009	2803586	1.05	NO	15.79	0.87	15.76	15.83	102.57813	102.6		38886	19116
28	13C-PCB-95		2620638	1614262	1006376	1.60	NO	19.10	1.09	19.07	19.14	104.21617	104.2		3445	2571
29	13C-PCB-153		3512470	1973051	1539419	1.28	NO	24.18	1.18	24.15	24.22	100.56252	100.6		3857	5536
30	13C-PCB-28		5899773	3028106	2871668	1.05	NO	15.96	0.94	15.93	15.99	103.19412	103.2		38886	19116
31	13C-PCB-111		3538805	2176388	1362417	1.60	NO	22.02	1.07	21.98	22.05	102.05902	102.1		3445	2571
32	13C-PCB-178		2802345	1438805	1363540	1.06	NO	25.08	1.01	25.04	25.11	102.79237	102.8		3655	2935
33	13C-PCB-1		6141082	4647242	1493840	3.11	NO	8.86	0.75	8.83	8.90	98.71879	98.7		3319	22381
34	13C-PCB-3		5759432	4339356	1420076	3.06	NO	10.40	0.88	10.37	10.43	99.32205	99.3		3319	22381
35	13C-PCB-4		3945675	2431933	1513742	1.61	NO	10.57	0.89	10.53	10.60	100.02292	100.0		34493	6152
36	13C-PCB-15		5644008	3449359	2194650	1.57	NO	14.25	1.20	14.22	14.29	96.54017	96.5		55186	11780
37	13C-PCB-19		3035561	1547080	1488481	1.94	NO	12.57	1.06	12.53	12.60	99.48970	99.5		33339	21203

Quantify Sample Summary Report

MassLynx MassLynx V4.1 SCN 901

Dataset: I:\Organics Instrument\HIGHRES GCMS Completed Results Files\HR-5\ICALs\5-190502B-ICAL.qld

Last Altered: Friday, May 03, 2019 08:59:50 Eastern Daylight Time

Printed: Thursday, May 16, 2019 16:27:00 Eastern Daylight Time

Name: 5-190502B04, Date: 02-May-2019, Time: 14:13:57, ID: H5-19-CS2-005, Description: 1668A-CS2-018, Vial: Tray1:42

	Target Analyte	#Hom	Total Area	Ion1 Area	Ion2 Area	Ra	Ra Fail=Y...	RT	RRT	RT LCL	RT UCL	Conc.	%Rec	Mod.Comment	Noise 1	Noise 2
38	13C-PCB-37		4872207	2486456	2385751	1.04	NO	18.20	1.07	18.17	18.24	98.49694	98.5		38886	19116
39	13C-PCB-54		4191143	1854821	2336322	0.79	NO	14.43	0.85	14.39	14.46	100.31826	100.3		6465	5127
40	13C-PCB-81		4230322	1867555	2362767	0.79	NO	21.79	1.06	21.75	21.82	99.93521	99.9		9738	8476
41	13C-PCB-77		4294400	1888473	2405927	0.78	NO	22.08	1.07	22.05	22.12	100.25067	100.3		9738	8476
42	13C-PCB-104		3762772	2313131	1449642	1.60	NO	17.50	1.03	17.46	17.53	101.52649	101.5		1814	1626
43	13C-PCB-123		3736311	2289451	1446860	1.58	NO	23.08	1.12	23.05	23.12	98.14446	98.1		6254	6954
44	13C-PCB-118		3677289	2258279	1419009	1.59	NO	23.25	1.13	23.22	23.29	98.65246	98.7		6254	6954
45	13C-PCB-114		3519669	2163700	1355968	1.60	NO	23.55	0.95	23.52	23.59	98.71789	98.7		6254	6954
46	13C-PCB-105		3589165	2206820	1382344	1.60	NO	23.90	0.96	23.87	23.94	99.21219	99.2		6254	6954
47	13C-PCB-126		3427020	2110739	1316282	1.60	NO	25.50	1.03	25.47	25.53	99.80883	99.8		6254	6954
48	13C-PCB-155		4089216	2280339	1808877	1.26	NO	20.50	0.99	20.47	20.53	101.38617	101.4		1423	1489
49	13C-PCB-167		3422065	1942714	1479351	1.31	NO	26.39	1.06	26.36	26.43	101.15634	101.2		3857	5536
50	13C-PCB-156/157		6570327	3718356	2851971	1.30	NO	27.03	1.09	27.00	27.07	201.72197	100.9		3857	5536
51	13C-PCB-169		3078017	1741289	1336728	1.30	NO	28.70	1.15	28.67	28.74	100.16401	100.2		3857	5536
52	13C-PCB-188		3695617	1901463	1794155	1.06	NO	23.51	0.95	23.47	23.54	99.68710	99.7		3655	2935
53	13C-PCB-189		3171293	1620889	1550405	1.05	NO	29.98	0.96	29.95	30.02	101.98723	102.0		6208	6403
54	13C-PCB-202		3141855	1495915	1645940	0.91	NO	26.29	1.06	26.25	26.32	100.48827	100.5		1617	2502
55	13C-PCB-205		2523595	1198077	1325518	0.90	NO	31.38	1.01	31.34	31.41	99.65973	99.7		3908	7203
56	13C-PCB-208		2226623	980616	1246007	0.79	NO	29.71	0.96	29.68	29.74	100.32324	100.3		1935	2975
57	13C-PCB-206		1419624	626081	793542	0.79	NO	32.46	1.04	32.43	32.49	98.95013	99.0		1935	2975
58	13C-PCB-209		2096486	1142797	953689	1.20	NO	33.60	1.08	33.56	33.63	97.80564	97.8		424	433
59	13C-PCB-9		6225512	3830126	2395386	1.60	NO	11.83	0.48	11.80	11.86	106.89512	106.9		34493	6152
60	13C-PCB-52		3103111	1383845	1719266	0.80	NO	16.96	0.68	16.93	16.99	103.97800	104.0		7408	4345
61	13C-PCB-101		2645669	1619306	1026363	1.58	NO	20.63	0.83	20.60	20.66	102.13334	102.1		3445	2571
62	13C-PCB-138		2846028	1601604	1244424	1.29	NO	24.87	0.00	24.84	24.91	102.15142	102.2		3857	5536
63	13C-PCB-194		2033448	968701	1064748	0.91	NO	31.10	1.25	31.07	31.14	102.47135	102.5		3908	7203
64	Total MoCB-F1	3		515357								6973.25941			1388	
65	Total DiCB-F1	2		113128								9882.71010			1808	
66	Total DiCB-F2	1		182106								5.10059			3273	
67	Total TrCB-F1	1		91172								5.05778			1772	
68	Total TrCB-F3	9		426839								544758.59444			2244	
69	Total TeCB-F2	1		95893								4.96366			1112	
70	Total TeCB-F4	9		229743								30874.54922			2209	
71	Total PeCB-F3	2		139352								3293.25880			674	
72	Total PeCB-F5	12		666365								38539.64188			1698	
73	Total HxCB-F4	6		132636								16753.26462			680	
74	Total HxCB-F5	18		481895								64889.25250			1593	

Quantify Sample Summary Report

MassLynx MassLynx V4.1 SCN 901

Dataset: I:\Organics Instrument\HIGHRES GCMS Completed Results Files\HR-5\ICALs\5-190502B-ICAL.qld

Last Altered: Friday, May 03, 2019 08:59:50 Eastern Daylight Time

Printed: Thursday, May 16, 2019 16:27:00 Eastern Daylight Time

Name: 5-190502B04, Date: 02-May-2019, Time: 14:13:57, ID: H5-19-CS2-005, Description: 1668A-CS2-018, Vial: Tray1:42

	Target Analyte	#Hom	Total Area	Ion1 Area	Ion2 Area	Ra	Ra Fail=Y...	RT	RRT	RT LCL	RT UCL	Conc.	%Rec	Mod.Comment	Noise 1	Noise 2
75	Total HpCB-F5	17		403776								611033.15971			865	
76	Total HpCB-F6	4		84094								12593.24776			1453	
77	Total OcCB-F5	6		92540								22650.07446			681	
78	Total OcCB-F6	5		68271								22756.90094			1084	
79	Total NoCB-F6	3		92101								3973.41175			1508	
80	Total DeCB-F7	1		52495								5.07911			249	
81	Total 13C-MoCB-F1	3		9003730								23360.26841			3319	
82	Total 13C-DiCB-F1	3		6296023								208.52560			34493	
83	Total 13C-DiCB-F2	1		3449359								96.54017			55186	
84	Total 13C-TrCB-F1	1		1547080								99.48970			33339	
85	Total 13C-TrCB-F3	6		8518002								52435.93768			38886	
86	Total 13C-TeCB-F2	1		1854821								100.31826			6465	
87	Total 13C-TeCB-F3	5		1440262								108.23713			7408	
88	Total 13C-TeCB-F4	7		3844948								116500.89254			9738	
89	Total 13C-PeCB-F3	1		2313131								101.52649			1814	
90	Total 13C-PeCB-F4	6		5432564								312.65822			3445	
91	Total 13C-PeCB-F5	14		11355771								388003.62063			6254	
92	Total 13C-HxCB-F4	5		2293544								16374.80250			1423	
93	Total 13C-HxCB-F5	15		11122662								650.20790			3857	
94	Total 13C-HpCB-F5	9		3419638								138060.67864			3655	
95	Total 13C-HpCB-F6	9		1827679								403050.13062			6208	
96	Total 13C-OcCB-F5	8		1505623								17325.17260			1617	
97	Total 13C-OcCB-F6	6		2284198								227.59829			3908	
98	Total 13C-NoCB-F6	3		1608423								4556.91098			1935	
99	Total 13C-DeCB-F7	1		1142797								97.80564			424	
100	Lockmass F1			0											443520	
101	Lockmass F2			0											277020	
102	Lockmass F3			0											748420	
103	Lockmass F4			0											360301	
104	Lockmass F5			0											141051	
105	Lockmass F6			0											60558	
106	Lockmass F7			0											26267	

**Quantify Sample Summary Report**      **MassLynx MassLynx V4.1 SCN 901**

Dataset: I:\Organics Instrument\HIGHRES GCMS Completed Results Files\HR-5\ICALs\5-190502B-ICAL.qld

Last Altered: Friday, May 03, 2019 08:59:50 Eastern Daylight Time  
 Printed: Thursday, May 16, 2019 16:27:00 Eastern Daylight Time

**Name: 5-190502B03, Date: 02-May-2019, Time: 13:31:47, ID: H5-19-CS3-005, Description: 1668A-CS3-018B1, Vial: Tray1:1**

	Target Analyte	#Hom	Total Area	Ion1 Area	Ion2 Area	Ra	Ra Fail=Y...	RT	RRT	RT LCL	RT UCL	Conc.	%Rec	Mod.Comment	Noise 1	Noise 2
1	PCB-1		1970412	1496041	474371	3.15	NO	8.89	1.00	8.86	8.92	48.98128	98.0		1837	2656
2	PCB-3		1892672	1442674	449998	3.21	NO	10.43	1.00	10.39	10.46	49.34146	98.7		1837	2656
3	PCB-4		1061459	635798	425660	1.49	NO	10.59	1.00	10.56	10.63	48.74586	97.5		1931	8914
4	PCB-15		1736449	1058590	677859	1.56	NO	14.27	1.00	14.24	14.30	49.33850	98.7		2990	6301
5	PCB-19		1048228	540572	507656	1.06	NO	12.59	1.00	12.56	12.63	49.92761	99.9		5448	3737
6	PCB-37		1515336	771760	743576	1.04	NO	18.23	1.00	18.20	18.26	48.58763	97.2		9681	8512
7	PCB-54		1336237	591663	744574	0.79	NO	14.45	1.00	14.41	14.48	49.41055	98.8		1081	2532
8	PCB-81		1490952	649440	841512	0.77	NO	21.81	1.00	21.77	21.84	47.77761	95.6		1575	3945
9	PCB-77		1459679	640678	819001	0.78	NO	22.11	1.00	22.08	22.14	49.20479	98.4		1575	3945
10	PCB-104		1326618	811458	515160	1.58	NO	17.52	1.00	17.48	17.55	49.47993	99.0		746	1153
11	PCB-123		1237431	757272	480159	1.58	NO	23.11	1.00	23.07	23.14	48.85408	97.7		3138	2307
12	PCB-118		1330559	812658	517901	1.57	NO	23.28	1.00	23.24	23.31	49.41803	98.8		3138	2307
13	PCB-114		1257775	771737	486038	1.59	NO	23.58	1.00	23.55	23.61	48.66136	97.3		3138	2307
14	PCB-105		1254318	767005	487312	1.57	NO	23.92	1.00	23.88	23.95	47.23429	94.5		3138	2307
15	PCB-126		1229309	745975	483335	1.54	NO	25.52	1.00	25.49	25.56	49.46598	98.9		3138	2307
16	PCB-155		1323882	737969	585913	1.26	NO	20.53	1.00	20.50	20.56	48.88635	97.8		1390	528
17	PCB-167		1238076	682595	555482	1.23	NO	26.42	1.00	26.39	26.45	47.84608	95.7		2284	2517
18	PCB-156/157		2423587	1338057	1085531	1.23	NO	27.05	1.00	27.01	27.08	96.65699	96.7		2284	2517
19	PCB-169		1105821	612519	493302	1.24	NO	28.73	1.00	28.69	28.76	49.64501	99.3		2284	2517
20	PCB-188		1167128	594245	572883	1.04	NO	23.53	1.00	23.50	23.56	49.02825	98.1		3751	2742
21	PCB-189		936685	475833	460852	1.03	NO	29.99	1.00	29.96	30.03	49.03552	98.1		6826	6382
22	PCB-202		1072577	505882	566695	0.89	NO	26.30	1.00	26.26	26.33	49.18526	98.4		916	682
23	PCB-205		773059	366151	406908	0.90	NO	31.40	1.00	31.37	31.43	50.14480	100.3		2299	1752
24	PCB-208		772211	342008	430203	0.80	NO	29.74	1.00	29.70	29.77	48.85222	97.7		2456	3051
25	PCB-206		503853	224290	279563	0.80	NO	32.49	1.00	32.45	32.52	49.16671	98.3		2456	3051
26	PCB-209		604611	326149	278462	1.17	NO	33.63	1.00	33.59	33.66	49.43829	98.9		341	493
27	13C-PCB-31		3144468	1612854	1531615	1.05	NO	15.80	0.87	15.77	15.84	92.62289	92.6		50020	25793
28	13C-PCB-95		1445048	887246	557802	1.59	NO	19.11	1.09	19.08	19.15	91.06857	91.1		2477	2204
29	13C-PCB-153		1996655	1123240	873414	1.29	NO	24.19	1.18	24.16	24.23	91.72791	91.7		3191	2418
30	13C-PCB-28		3229814	1650193	1579622	1.04	NO	15.97	0.94	15.94	16.00	91.45677	91.5		50020	25793
31	13C-PCB-111		1994548	1228343	766205	1.60	NO	22.03	1.07	21.99	22.06	92.36518	92.4		2477	2204
32	13C-PCB-178		1593259	815507	777751	1.05	NO	25.09	1.01	25.06	25.12	92.58361	92.6		3649	2200
33	13C-PCB-1		3708145	2813408	894737	3.14	NO	8.88	0.75	8.84	8.91	98.71806	98.7		4158	17729
34	13C-PCB-3		3388454	2567685	820769	3.13	NO	10.41	0.88	10.38	10.45	96.77263	96.8		4158	17729
35	13C-PCB-4		2388992	1461611	927381	1.58	NO	10.58	0.89	10.55	10.61	100.29467	100.3		36845	6570
36	13C-PCB-15		3387313	2074870	1312443	1.58	NO	14.26	1.20	14.23	14.30	95.95348	96.0		48346	11849
37	13C-PCB-19		1822322	928619	893703	1.94	NO	12.58	1.06	12.55	12.61	98.91204	98.9		42378	20037



**Quantify Sample Summary Report**      **MassLynx MassLynx V4.1 SCN 901**

Dataset: I:\Organics Instrument\HIGHRES GCMS Completed Results Files\HR-5\ICALs\5-190502B-ICAL.qld

Last Altered: Friday, May 03, 2019 08:59:50 Eastern Daylight Time  
 Printed: Thursday, May 16, 2019 16:27:00 Eastern Daylight Time

**Name: 5-190502B03, Date: 02-May-2019, Time: 13:31:47, ID: H5-19-CS3-005, Description: 1668A-CS3-018B1, Vial: Tray1:1**

	Target Analyte	#Hom	Total Area	Ion1 Area	Ion2 Area	Ra	Ra Fail=Y...	RT	RRT	RT LCL	RT UCL	Conc.	%Rec	Mod.Comment	Noise 1	Noise 2
38	13C-PCB-37		2958975	1514395	1444580	1.05	NO	18.21	1.07	18.18	18.24	96.84049	96.8		50020	25793
39	13C-PCB-54		2583795	1145988	1437807	0.80	NO	14.44	0.85	14.40	14.47	100.12080	100.1		7546	5834
40	13C-PCB-81		2612464	1149413	1463051	0.79	NO	21.80	1.06	21.76	21.83	99.09791	99.1		8156	4710
41	13C-PCB-77		2641922	1168382	1473540	0.79	NO	22.09	1.07	22.06	22.13	99.03159	99.0		8156	4710
42	13C-PCB-104		2330811	1426899	903912	1.58	NO	17.51	1.03	17.47	17.54	100.98282	101.0		1244	1330
43	13C-PCB-123		2380207	1461160	919048	1.59	NO	23.10	1.12	23.06	23.13	100.39372	100.4		4997	4479
44	13C-PCB-118		2340166	1437825	902341	1.59	NO	23.26	1.13	23.23	23.30	100.80820	100.8		4997	4479
45	13C-PCB-114		2222281	1366000	856281	1.60	NO	23.57	0.95	23.53	23.60	100.08341	100.1		4997	4479
46	13C-PCB-105		2271996	1400871	871126	1.61	NO	23.91	0.96	23.87	23.94	100.84360	100.8		4997	4479
47	13C-PCB-126		2126842	1307851	818991	1.60	NO	25.51	1.03	25.48	25.55	99.46185	99.5		4997	4479
48	13C-PCB-155		2548671	1421689	1126983	1.26	NO	20.51	0.99	20.48	20.54	101.46621	101.5		1925	2031
49	13C-PCB-167		2129223	1201860	927364	1.30	NO	26.41	1.06	26.37	26.44	99.70906	99.7		3191	2418
50	13C-PCB-156/157		4100807	2320364	1780443	1.30	NO	27.03	1.09	27.00	27.07	199.45464	99.7		3191	2418
51	13C-PCB-169		1918217	1087286	830931	1.31	NO	28.71	1.15	28.68	28.75	98.88873	98.9		3191	2418
52	13C-PCB-188		2379829	1219378	1160451	1.05	NO	23.51	0.94	23.47	23.54	101.69655	101.7		3649	2200
53	13C-PCB-189		1988074	1022330	965744	1.06	NO	29.98	0.96	29.95	30.02	101.28625	101.3		6831	6875
54	13C-PCB-202		2010979	955672	1055307	0.91	NO	26.29	1.06	26.25	26.32	101.89325	101.9		997	2838
55	13C-PCB-205		1600375	761780	838594	0.91	NO	31.39	1.01	31.35	31.42	100.09669	100.1		3159	4774
56	13C-PCB-208		1433229	628092	805138	0.78	NO	29.72	0.96	29.69	29.76	102.27478	102.3		2080	2952
57	13C-PCB-206		910181	401956	508225	0.79	NO	32.46	1.04	32.43	32.49	100.47752	100.5		2080	2952
58	13C-PCB-209		1355323	736932	618392	1.19	NO	33.60	1.08	33.56	33.63	100.14117	100.1		648	426
59	13C-PCB-9		3759154	2306087	1453067	1.59	NO	11.84	0.48	11.81	11.88	64.54653	64.5		36845	6570
60	13C-PCB-52		1916808	850874	1065934	0.80	NO	16.97	0.68	16.93	17.00	64.22776	64.2		6422	3321
61	13C-PCB-101		1647656	1007276	640380	1.57	NO	20.64	0.83	20.61	20.67	63.60606	63.6		2477	2204
62	13C-PCB-138		1796514	1015587	780927	1.30	NO	24.88	0.00	24.85	24.92	64.48161	64.5		3191	2418
63	13C-PCB-194		1283912	610165	673746	0.91	NO	31.10	1.25	31.07	31.14	64.70004	64.7		3159	4774
64	Total MoCB-F1	4		2987714								55682.94300			1837	
65	Total DiCB-F1	2		664620								53134.95882			1931	
66	Total DiCB-F2	1		1058590								49.33850			2990	
67	Total TrCB-F1	1		540572								49.92761			1813	
68	Total TrCB-F3	7		2428839								3093432.055...			3147	
69	Total TeCB-F2	1		591663								49.41055			1081	
70	Total TeCB-F4	11		1312434								43874.42873			1575	
71	Total PeCB-F3	2		812420								1802.28050			746	
72	Total PeCB-F5	12		3961929								153448.71826			3138	
73	Total HxCB-F4	6		745763								11912.69193			1390	
74	Total HxCB-F5	19		2794033								244466.40595			2284	



Quantify Sample Summary Report

MassLynx MassLynx V4.1 SCN 901

Dataset: I:\Organics Instrument\HIGHRES GCMS Completed Results Files\HR-5\ICALs\5-190502B-ICAL.qld

Last Altered: Friday, May 03, 2019 08:59:50 Eastern Daylight Time

Printed: Thursday, May 16, 2019 16:27:00 Eastern Daylight Time

Name: 5-190502B03, Date: 02-May-2019, Time: 13:31:47, ID: H5-19-CS3-005, Description: 1668A-CS3-018B1, Vial: Tray1:1

	Target Analyte	#Hom	Total Area	Ion1 Area	Ion2 Area	Ra	Ra Fail=Y...	RT	RRT	RT LCL	RT UCL	Conc.	%Rec	Mod.Comment	Noise 1	Noise 2
75	Total HpCB-F5	17		2377272								3531183.163...			1445	
76	Total HpCB-F6	4		517649								78850.35804			3036	
77	Total OcCB-F5	7		519114								25861.07383			916	
78	Total OcCB-F6	9		413303								110253.86235			2299	
79	Total NoCB-F6	3		569268								5836.69395			2456	
80	Total DeCB-F7	1		326149								49.43829			341	
81	Total 13C-MoCB-F1	3		5390477								14534.62829			4158	
82	Total 13C-DiCB-F1	3		3791514								165.83539			36845	
83	Total 13C-DiCB-F2	1		2074870								95.95348			48346	
84	Total 13C-TrCB-F1	2		1043663								264437.86139			42379	
85	Total 13C-TrCB-F3	5		4810544								33719.65433			50020	
86	Total 13C-TeCB-F2	2		1146288								515.39143			7546	
87	Total 13C-TeCB-F3	3		879045								66.30963			6422	
88	Total 13C-TeCB-F4	7		2367409								67106.13498			8156	
89	Total 13C-PeCB-F3	2		1427347								1010.20499			1244	
90	Total 13C-PeCB-F4	8		3137188								249.71453			2477	
91	Total 13C-PeCB-F5	15		7180730								241773.69266			4997	
92	Total 13C-HxCB-F4	2		1429119								8494.34883			1925	
93	Total 13C-HxCB-F5	15		6834046								581.08358			3191	
94	Total 13C-HpCB-F5	8		2083798								82408.40408			3649	
95	Total 13C-HpCB-F6	6		1152709								224080.31830			6831	
96	Total 13C-OcCB-F5	7		962245								12764.72903			997	
97	Total 13C-OcCB-F6	6		1447085								181.41688			3159	
98	Total 13C-NoCB-F6	5		1033413								7240.98622			2080	
99	Total 13C-DeCB-F7	1		736932								100.14117			648	
100	Lockmass F1			0											388993	
101	Lockmass F2			0											309077	
102	Lockmass F3			0											617487	
103	Lockmass F4			0											353103	
104	Lockmass F5			0											128988	
105	Lockmass F6			0											67243	
106	Lockmass F7			0											26218	

Quantify Sample Summary Report

MassLynx MassLynx V4.1 SCN 901

Dataset: I:\Organics Instrument\HIGHRES GCMS Completed Results Files\HR-5\ICALs\5-190502B-ICAL.qld

Last Altered: Friday, May 03, 2019 08:59:50 Eastern Daylight Time

Printed: Thursday, May 16, 2019 16:27:00 Eastern Daylight Time

Name: 5-190502B06, Date: 02-May-2019, Time: 15:38:16, ID: H5-19-CS4-005, Description: 1668A-CS4-018, Vial: Tray1:44

	Target Analyte	#Hom	Total Area	Ion1 Area	Ion2 Area	Ra	Ra Fail=Y...	RT	RRT	RT LCL	RT UCL	Conc.	%Rec	Mod.Comment	Noise 1	Noise 2
1	PCB-1		29184351	22192724	6991627	3.17	NO	8.86	1.00	8.83	8.90	408.03793	102.0		4749	3241
2	PCB-3		28770009	21940138	6829871	3.21	NO	10.40	1.00	10.37	10.43	407.53229	101.9		4749	3241
3	PCB-4		15486648	9296138	6190510	1.50	NO	10.57	1.00	10.53	10.60	408.83033	102.2		3194	29429
4	PCB-15		27643390	16870018	10773372	1.57	NO	14.24	1.00	14.21	14.28	417.35964	104.3		6233	19427
5	PCB-19		15239820	7865653	7374168	1.07	NO	12.57	1.00	12.53	12.60	408.25202	102.1		7743	4631
6	PCB-37		24101214	12220198	11881016	1.03	NO	18.19	1.00	18.16	18.23	407.15762	101.8		12971	15761
7	PCB-54		19783118	8711658	11071460	0.79	NO	14.43	1.00	14.39	14.46	405.80909	101.5		2060	3001
8	PCB-81		23049291	10110876	12938415	0.78	NO	21.78	1.00	21.74	21.81	397.34217	99.3		3428	4445
9	PCB-77		22657674	9920589	12737085	0.78	NO	22.07	1.00	22.04	22.11	410.72052	102.7		3428	4445
10	PCB-104		19608000	11999677	7608323	1.58	NO	17.50	1.00	17.46	17.53	405.56979	101.4		1454	2714
11	PCB-123		18687820	11395083	7292737	1.56	NO	23.08	1.00	23.05	23.12	399.94996	100.0		8109	8622
12	PCB-118		20021444	12212525	7808919	1.56	NO	23.25	1.00	23.22	23.29	408.56913	102.1		8109	8622
13	PCB-114		19398901	11865985	7532916	1.58	NO	23.54	1.00	23.51	23.58	406.13907	101.5		8109	8622
14	PCB-105		19336368	11795621	7540747	1.56	NO	23.89	1.00	23.86	23.93	397.98817	99.5		8109	8622
15	PCB-126		18789743	11493739	7296004	1.58	NO	25.49	1.00	25.45	25.52	407.13812	101.8		8109	8622
16	PCB-155		19816512	11046468	8770044	1.26	NO	20.50	1.00	20.47	20.53	402.35885	100.6		1552	2469
17	PCB-167		18534604	10217002	8317602	1.23	NO	26.39	1.00	26.36	26.43	396.72021	99.2		7065	11723
18	PCB-156/157		36170526	19927918	16242608	1.23	NO	27.02	1.00	26.99	27.06	794.84666	99.4		7065	11723
19	PCB-169		16963977	9377202	7586775	1.24	NO	28.69	1.00	28.66	28.72	410.67561	102.7		7065	11723
20	PCB-188		17114756	8671748	8443008	1.03	NO	23.51	1.00	23.47	23.54	405.15594	101.3		9571	8622
21	PCB-189		13900433	7011408	6889026	1.02	NO	29.97	1.00	29.94	30.00	414.02733	103.5		27129	27796
22	PCB-202		15552118	7355899	8196219	0.90	NO	26.29	1.00	26.25	26.32	403.59210	100.9		1837	2308
23	PCB-205		11388333	5402926	5985408	0.90	NO	31.38	1.00	31.34	31.41	411.28990	102.8		6909	6184
24	PCB-208		11129163	4950840	6178323	0.80	NO	29.72	1.00	29.69	29.76	402.40214	100.6		5009	6894
25	PCB-206		7464914	3325412	4139502	0.80	NO	32.46	1.00	32.43	32.49	398.10883	99.5		5009	6894
26	PCB-209		9076942	4913576	4163367	1.18	NO	33.60	1.00	33.56	33.63	404.25477	101.1		718	549
27	13C-PCB-31		6353452	3224049	3129404	1.03	NO	15.77	0.87	15.74	15.81	101.03649	101.0		71549	49388
28	13C-PCB-95		2947044	1794339	1152705	1.56	NO	19.09	1.09	19.05	19.12	101.55438	101.6		3395	3490
29	13C-PCB-153		4036655	2273426	1763228	1.29	NO	24.17	1.18	24.14	24.20	101.75614	101.8		4400	5057
30	13C-PCB-28		6453145	3286159	3166986	1.04	NO	15.94	0.94	15.91	15.97	101.09460	101.1		71549	49388
31	13C-PCB-111		4072986	2506124	1566862	1.60	NO	22.01	1.07	21.98	22.04	101.12606	101.1		3395	3490
32	13C-PCB-178		3163753	1611215	1552537	1.04	NO	25.07	1.01	25.03	25.10	101.75334	101.8		4212	2535
33	13C-PCB-1		6592943	4992477	1600467	3.12	NO	8.86	0.75	8.83	8.90	100.10007	100.1		3987	19237
34	13C-PCB-3		6236144	4705487	1530657	3.07	NO	10.39	0.88	10.35	10.42	101.57392	101.6		3987	19237
35	13C-PCB-4		4155886	2547668	1608218	1.58	NO	10.55	0.89	10.52	10.59	99.50433	99.5		24313	6404
36	13C-PCB-15		6374704	3894008	2480696	1.57	NO	14.23	1.20	14.20	14.27	102.98656	103.0		51636	12087
37	13C-PCB-19		3240124	1645603	1594520	1.93	NO	12.55	1.06	12.52	12.59	100.29997	100.3		72804	59028

**Quantify Sample Summary Report**      **MassLynx MassLynx V4.1 SCN 901**

Dataset: I:\Organics Instrument\HIGHRES GCMS Completed Results Files\HR-5\ICALs\5-190502B-ICAL.qld

Last Altered: Friday, May 03, 2019 08:59:50 Eastern Daylight Time  
 Printed: Thursday, May 16, 2019 16:27:00 Eastern Daylight Time

**Name: 5-190502B06, Date: 02-May-2019, Time: 15:38:16, ID: H5-19-CS4-005, Description: 1668A-CS4-018, Vial: Tray1:44**

	Target Analyte	#Hom	Total Area	Ion1 Area	Ion2 Area	Ra	Ra Fail=Y...	RT	RRT	RT LCL	RT UCL	Conc.	%Rec	Mod.Comment	Noise 1	Noise 2
38	13C-PCB-37		5616095	2885413	2730682	1.06	NO	18.18	1.07	18.15	18.22	101.68769	101.7		71549	49388
39	13C-PCB-54		4657656	2059319	2598337	0.79	NO	14.42	0.85	14.39	14.45	99.85088	99.9		16617	10434
40	13C-PCB-81		4856284	2142351	2713934	0.79	NO	21.76	1.06	21.73	21.79	98.76535	98.8		13576	8831
41	13C-PCB-77		4912914	2153109	2759804	0.78	NO	22.06	1.07	22.03	22.10	98.73685	98.7		13576	8831
42	13C-PCB-104		4202986	2566312	1636675	1.57	NO	17.48	1.03	17.44	17.51	97.63035	97.6		2399	2020
43	13C-PCB-123		4390842	2684825	1706017	1.57	NO	23.06	1.12	23.03	23.09	99.29467	99.3		6407	5828
44	13C-PCB-118		4259196	2616678	1642519	1.59	NO	23.24	1.13	23.21	23.27	98.37014	98.4		6407	5828
45	13C-PCB-114		4106603	2536860	1569743	1.62	NO	23.53	0.95	23.50	23.56	99.15902	99.2		6407	5828
46	13C-PCB-105		4156829	2557969	1598860	1.60	NO	23.88	0.96	23.85	23.91	98.92118	98.9		6407	5828
47	13C-PCB-126		3949661	2430435	1519226	1.60	NO	25.48	1.02	25.44	25.51	99.03016	99.0		6407	5828
48	13C-PCB-155		4635172	2577600	2057572	1.25	NO	20.48	0.99	20.45	20.52	98.93727	98.9		1860	1852
49	13C-PCB-167		3844317	2164775	1679542	1.29	NO	26.38	1.06	26.35	26.42	99.63935	99.6		4400	5057
50	13C-PCB-156/157		7442441	4213840	3228602	1.31	NO	27.01	1.09	26.98	27.04	200.34960	100.2		4400	5057
51	13C-PCB-169		3557273	2019186	1538087	1.31	NO	28.68	1.15	28.65	28.71	101.49969	101.5		4400	5057
52	13C-PCB-188		4223010	2169180	2053830	1.06	NO	23.48	0.94	23.45	23.52	99.88056	99.9		4212	2535
53	13C-PCB-189		3494210	1786090	1708120	1.05	NO	29.96	0.96	29.92	29.99	98.52927	98.5		6242	7999
54	13C-PCB-202		3553539	1698803	1854736	0.92	NO	26.26	1.06	26.23	26.29	99.65456	99.7		2031	2286
55	13C-PCB-205		2874399	1352139	1522260	0.89	NO	31.36	1.01	31.33	31.40	99.99088	100.0		3806	5845
56	13C-PCB-208		2507647	1102107	1405540	0.78	NO	29.70	0.96	29.67	29.73	99.52552	99.5		2975	3946
57	13C-PCB-206		1665397	732725	932673	0.79	NO	32.45	1.04	32.42	32.48	102.25258	102.3		2975	3946
58	13C-PCB-209		2488367	1351875	1136492	1.19	NO	33.58	1.08	33.55	33.62	102.25853	102.3		339	431
59	13C-PCB-9		6591360	4041204	2550156	1.58	NO	11.82	0.48	11.78	11.85	113.17690	113.2		24313	6404
60	13C-PCB-52		3464658	1543402	1921256	0.80	NO	16.94	0.68	16.91	16.97	116.09260	116.1		13334	7409
61	13C-PCB-101		3073124	1879159	1193965	1.57	NO	20.62	0.83	20.59	20.65	118.63480	118.6		3395	3490
62	13C-PCB-138		3245880	1837492	1408388	1.30	NO	24.86	0.00	24.83	24.89	116.50312	116.5		4400	5057
63	13C-PCB-194		2308447	1089106	1219341	0.89	NO	31.08	1.25	31.05	31.11	116.32934	116.3		3806	5845
64	Total MoCB-F1	5		44731412								712028.01049			4749	
65	Total DiCB-F1	2		9689012								721994.44392			3194	
66	Total DiCB-F2	4		16917131								72803.72533			6233	
67	Total TrCB-F1	4		7869325								6605.65586			2782	
68	Total TrCB-F3	10		37129388								46628671.83...			6561	
69	Total TeCB-F2	1		8711658								405.80909			2060	
70	Total TeCB-F4	13		20297714								503924.39662			3428	
71	Total PeCB-F3	4		12001553								3283.82473			1454	
72	Total PeCB-F5	16		60324022								2183650.887...			8109	
73	Total HxCB-F4	7		11067326								35135.26801			1552	
74	Total HxCB-F5	22		41693114								3292909.971...			7055	

Quantify Sample Summary Report

MassLynx MassLynx V4.1 SCN 901

Dataset: I:\Organics Instrument\HIGHRES GCMS Completed Results Files\HR-5\ICALs\5-190502B-ICAL.qld

Last Altered: Friday, May 03, 2019 08:59:50 Eastern Daylight Time

Printed: Thursday, May 16, 2019 16:27:00 Eastern Daylight Time

Name: 5-190502B06, Date: 02-May-2019, Time: 15:38:16, ID: H5-19-CS4-005, Description: 1668A-CS4-018, Vial: Tray1:44

	Target Analyte	#Hom	Total Area	Ion1 Area	Ion2 Area	Ra	Ra Fail=Y...	RT	RRT	RT LCL	RT UCL	Conc.	%Rec	Mod.Comment	Noise 1	Noise 2
75	Total HpCB-F5	23		34781365								51541905.25...			4521	
76	Total HpCB-F6	7		7653328								1238304.391...			11742	
77	Total OcCB-F5	7		7446433								176698.77050			1837	
78	Total OcCB-F6	7		6136447								1576080.098...			6909	
79	Total NoCB-F6	8		8297785								42903.27163			5009	
80	Total DeCB-F7	1		4913576								404.25477			718	
81	Total 13C-MoCB-F1	3		9752367								74053.73110			3987	
82	Total 13C-DiCB-F1	3		6620282								214.08277			24313	
83	Total 13C-DiCB-F2	3		3896337								3812.14095			51636	
84	Total 13C-TrCB-F1	1		1645603								100.29997			72804	
85	Total 13C-TrCB-F3	5		9438881								50107.87952			71549	
86	Total 13C-TeCB-F2	1		2059319								99.85088			16617	
87	Total 13C-TeCB-F3	4		1604482								120.52611			13334	
88	Total 13C-TeCB-F4	7		4392978								129720.69817			13576	
89	Total 13C-PeCB-F3	2		2567046								908.14777			2399	
90	Total 13C-PeCB-F4	8		6204468								326.01610			3395	
91	Total 13C-PeCB-F5	14		13139409								369126.12489			6407	
92	Total 13C-HxCB-F4	2		2590534								15661.01215			1860	
93	Total 13C-HxCB-F5	13		12653370								663.28352			4400	
94	Total 13C-HpCB-F5	10		3858390								135370.58076			4212	
95	Total 13C-HpCB-F6	7		1994345								370238.40123			6242	
96	Total 13C-OcCB-F5	8		1707404								18488.01623			2031	
97	Total 13C-OcCB-F6	11		2570441								244.88922			3806	
98	Total 13C-NoCB-F6	7		1837974								9467.82266			2975	
99	Total 13C-DeCB-F7	1		1351875								102.25853			339	
100	Lockmass F1			0											23476...	
101	Lockmass F2			0											10274...	
102	Lockmass F3			0											31842...	
103	Lockmass F4			0											1177260	
104	Lockmass F5			0											435905	
105	Lockmass F6			0											233977	
106	Lockmass F7			0											79413	

**Quantify Sample Summary Report**      **MassLynx MassLynx V4.1 SCN 901**

Dataset: I:\Organics Instrument\HIGHRES GCMS Completed Results Files\HR-5\ICALs\5-190502B-ICAL.qld

Last Altered: Friday, May 03, 2019 08:59:50 Eastern Daylight Time  
 Printed: Thursday, May 16, 2019 16:27:00 Eastern Daylight Time

**Name: 5-190502B05, Date: 02-May-2019, Time: 14:56:11, ID: H5-19-CS5-005, Description: 1668A-CS4-018, Vial: Tray1:43**

	Target Analyte	#Hom	Total Area	Ion1 Area	Ion2 Area	Ra	Ra Fail=Y...	RT	RRT	RT LCL	RT UCL	Conc.	%Rec	Mod.Comment	Noise 1	Noise 2
1	PCB-1				27852078	0.00	YES								5955	3429
2	PCB-3				27505010	0.00	YES								5955	3429
3	PCB-4		61397290	36908276	24489014	1.51	NO	10.57	1.00	10.53	10.60	2051.11056	102.6		4053	28993
4	PCB-15				43026172	0.00	YES								5235	21192
5	PCB-19		59390804	30711220	28679584	1.07	NO	12.57	1.00	12.53	12.60	1999.66499	100.0		8179	4928
6	PCB-37		94732680	48187532	46545148	1.04	NO	18.18	1.00	18.15	18.22	2038.98209	101.9		31681	17894
7	PCB-54		77293052	34107012	43186040	0.79	NO	14.43	1.00	14.39	14.46	2045.38570	102.3		1314	2776
8	PCB-81		89116592	39494740	49621852	0.80	NO	21.77	1.00	21.73	21.80	1962.03201	98.1		3136	4356
9	PCB-77		87319744	38521440	48798304	0.79	NO	22.07	1.00	22.04	22.11	2034.15500	101.7		3136	4356
10	PCB-104		76100248	46480324	29619924	1.57	NO	17.50	1.00	17.46	17.53	2009.63240	100.5		1994	2008
11	PCB-123		72799736	44460360	28339376	1.57	NO	23.08	1.00	23.05	23.12	1999.69745	100.0		13087	13654
12	PCB-118		77699650	47335580	30364070	1.56	NO	23.25	1.00	23.22	23.29	2019.92599	101.0		13087	13654
13	PCB-114		75015382	45889560	29125822	1.58	NO	23.54	1.00	23.51	23.58	2036.84470	101.8		13087	13654
14	PCB-105		74595280	45522564	29072716	1.57	NO	23.89	1.00	23.86	23.93	1989.68844	99.5		13087	13654
15	PCB-126		72310734	44425416	27885318	1.59	NO	25.49	1.00	25.45	25.52	2030.21579	101.5		13087	13654
16	PCB-155		76032538	42505972	33526566	1.27	NO	20.50	1.00	20.47	20.53	2004.46119	100.2		1896	1685
17	PCB-167		70373516	38899544	31473972	1.24	NO	26.39	1.00	26.36	26.43	1964.23066	98.2		11909	9381
18	PCB-156/157		135564648	74792736	60771912	1.23	NO	27.02	1.00	26.99	27.06	3944.86769	98.6		11909	9381
19	PCB-169		63082906	34879512	28203394	1.24	NO	28.69	1.00	28.66	28.72	2037.10919	101.9		11909	9381
20	PCB-188		64721576	32823874	31897702	1.03	NO	23.51	1.00	23.47	23.54	2004.57538	100.2		16464	14859
21	PCB-189		53281014	27096904	26184110	1.03	NO	29.97	1.00	29.94	30.00	2049.31391	102.5		53211	41050
22	PCB-202		58878002	27963516	30914486	0.90	NO	26.29	1.00	26.25	26.32	2003.22577	100.2		2421	3335
23	PCB-205		43619696	20745462	22874234	0.91	NO	31.38	1.00	31.34	31.41	2034.82417	101.7		17464	17969
24	PCB-208		42417128	18849256	23567872	0.80	NO	29.72	1.00	29.69	29.76	2013.45542	100.7		6512	8024
25	PCB-206		28714147	12779577	15934570	0.80	NO	32.46	1.00	32.43	32.49	2014.36592	100.7		6512	8024
26	PCB-209		34650487	18779642	15870845	1.18	NO	33.60	1.00	33.56	33.63	2005.24902	100.3		749	764
27	13C-PCB-31		4982340	2543281	2439059	1.04	NO	15.77	0.87	15.74	15.81	100.44394	100.4		94456	32317
28	13C-PCB-95		2306942	1411729	895213	1.58	NO	19.09	1.09	19.05	19.12	101.96233	102.0		2460	2182
29	13C-PCB-153		3095205	1748639	1346566	1.30	NO	24.17	1.18	24.14	24.20	102.50235	102.5		3584	3105
30	13C-PCB-28		5028359	2553972	2474388	1.03	NO	15.94	0.94	15.91	15.97	102.00836	102.0		94456	32317
31	13C-PCB-111		3155649	1940426	1215222	1.60	NO	22.01	1.07	21.98	22.04	102.46994	102.5		2460	2182
32	13C-PCB-178		2424846	1237053	1187793	1.04	NO	25.07	1.01	25.03	25.10	102.10070	102.1		2952	2393
33	13C-PCB-1		5256167	3975049	1281118	3.10	NO	8.86	0.75	8.83	8.90	102.51835	102.5		3432	22963
34	13C-PCB-3		4935223	3724772	1210451	3.08	NO	10.39	0.88	10.35	10.42	103.26431	103.3		3432	22963
35	13C-PCB-4		3284048	2013155	1270892	1.58	NO	10.55	0.89	10.52	10.59	101.01019	101.0		31977	5101
36	13C-PCB-15		5067529	3084906	1982623	1.56	NO	14.23	1.20	14.19	14.26	105.17054	105.2		53829	9393
37	13C-PCB-19		2577935	1327679	1250256	1.96	NO	12.55	1.06	12.52	12.59	102.51529	102.5		87332	66450

**Quantify Sample Summary Report**      **MassLynx MassLynx V4.1 SCN 901**

Dataset: I:\Organics Instrument\HIGHRES GCMS Completed Results Files\HR-5\ICALs\5-190502B-ICAL.qld

Last Altered: Friday, May 03, 2019 08:59:50 Eastern Daylight Time  
 Printed: Thursday, May 16, 2019 16:27:00 Eastern Daylight Time

**Name: 5-190502B05, Date: 02-May-2019, Time: 14:56:11, ID: H5-19-CS5-005, Description: 1668A-CS4-018, Vial: Tray1:43**

	Target Analyte	#Hom	Total Area	Ion1 Area	Ion2 Area	Ra	Ra Fail=Y...	RT	RRT	RT LCL	RT UCL	Conc.	%Rec	Mod.Comment	Noise 1	Noise 2
38	13C-PCB-37		4408030	2252688	2155342	1.05	NO	18.17	1.07	18.14	18.21	103.35497	103.4		94456	32317
39	13C-PCB-54		3610437	1613115	1997321	0.81	NO	14.42	0.85	14.39	14.45	100.22985	100.2		12078	9018
40	13C-PCB-81		3802451	1679393	2123059	0.79	NO	21.76	1.06	21.73	21.79	101.13975	101.1		13857	6864
41	13C-PCB-77		3822950	1681967	2140983	0.79	NO	22.06	1.07	22.02	22.09	100.48390	100.5		13857	6864
42	13C-PCB-104		3291999	2014441	1277558	1.58	NO	17.49	1.03	17.45	17.52	100.01020	100.0		1755	1676
43	13C-PCB-123		3421057	2094671	1326386	1.58	NO	23.06	1.12	23.03	23.09	101.18034	101.2		6253	4608
44	13C-PCB-118		3343347	2059833	1283514	1.60	NO	23.24	1.13	23.21	23.27	100.98916	101.0		6253	4608
45	13C-PCB-114		3166451	1942601	1223850	1.59	NO	23.53	0.95	23.50	23.56	99.99539	100.0		6253	4608
46	13C-PCB-105		3207626	1971588	1236038	1.60	NO	23.88	0.96	23.85	23.91	99.83171	99.8		6253	4608
47	13C-PCB-126		3048185	1863527	1184657	1.57	NO	25.48	1.02	25.44	25.51	99.95549	100.0		6253	4608
48	13C-PCB-155		3569883	1987558	1582326	1.26	NO	20.49	0.99	20.46	20.53	99.65653	99.7		1606	1615
49	13C-PCB-167		2948064	1664472	1283592	1.30	NO	26.38	1.06	26.35	26.42	100.03389	100.0		3584	3105
50	13C-PCB-156/157		5620280	3186588	2433693	1.31	NO	27.01	1.09	26.98	27.04	198.07492	99.0		3584	3105
51	13C-PCB-169		2666772	1511990	1154782	1.31	NO	28.68	1.15	28.64	28.71	99.61662	99.6		3584	3105
52	13C-PCB-188		3227753	1654428	1573325	1.05	NO	23.49	0.95	23.46	23.53	99.94420	99.9		2952	2393
53	13C-PCB-189		2705912	1393471	1312442	1.06	NO	29.96	0.96	29.92	29.99	99.89147	99.9		6966	5550
54	13C-PCB-202		2710425	1294007	1416417	0.91	NO	26.26	1.06	26.23	26.29	99.51120	99.5		2135	1892
55	13C-PCB-205		2225311	1064015	1161296	0.92	NO	31.36	1.01	31.33	31.40	101.15575	101.2		4943	9201
56	13C-PCB-208		1910132	835929	1074203	0.78	NO	29.71	0.96	29.68	29.74	99.06450	99.1		3247	3208
57	13C-PCB-206		1266055	559727	706327	0.79	NO	32.45	1.04	32.42	32.48	101.57701	101.6		3247	3208
58	13C-PCB-209		1915010	1042330	872681	1.19	NO	33.58	1.08	33.55	33.62	102.83542	102.8		478	500
59	13C-PCB-9		5130948	3143071	1987877	1.58	NO	11.82	0.48	11.78	11.85	88.10091	88.1		31977	5101
60	13C-PCB-52		2675516	1189527	1485989	0.80	NO	16.94	0.68	16.91	16.97	89.65028	89.7		15046	7148
61	13C-PCB-101		2349754	1433812	915942	1.57	NO	20.62	0.83	20.59	20.65	90.70984	90.7		2460	2182
62	13C-PCB-138		2479328	1400476	1078852	1.30	NO	24.86	0.00	24.83	24.89	88.98957	89.0		3584	3105
63	13C-PCB-194		1766580	834687	931893	0.90	NO	31.08	1.25	31.05	31.11	89.02310	89.0		4943	9201
64	Total MoCB-F1			0											5955	
65	Total DiCB-F1	3		38566939								3036573.178...			4053	
66	Total DiCB-F2			0											5235	
67	Total TrCB-F1	6		30727097								29018.00395			2825	
68	Total TrCB-F3	9		145554399								181967640.7...			9498	
69	Total TeCB-F2	3		34111350								10099.70121			1314	
70	Total TeCB-F4	15		79039324								1907395.050...			3136	
71	Total PeCB-F3	5		46494452								25525.03368			1994	
72	Total PeCB-F5	19		233434627								8008565.993...			13087	
73	Total HxCB-F4	11		42562422								99858.62524			1896	
74	Total HxCB-F5	27		156574060								12124249.90...			11809	

Quantify Sample Summary Report

MassLynx MassLynx V4.1 SCN 901

Dataset: I:\Organics Instrument\HIGHRES GCMS Completed Results Files\HR-5\ICALs\5-190502B-ICAL.qld

Last Altered: Friday, May 03, 2019 08:59:50 Eastern Daylight Time

Printed: Thursday, May 16, 2019 16:27:00 Eastern Daylight Time

Name: 5-190502B05, Date: 02-May-2019, Time: 14:56:11, ID: H5-19-CS5-005, Description: 1668A-CS4-018, Vial: Tray1:43

	Target Analyte	#Hom	Total Area	Ion1 Area	Ion2 Area	Ra	Ra Fail=Y...	RT	RRT	RT LCL	RT UCL	Conc.	%Rec	Mod.Comment	Noise 1	Noise 2
75	Total HpCB-F5	27		131538704								194742470.7...			5737	
76	Total HpCB-F6	6		29409309								4779569.393...			11573	
77	Total OcCB-F5	20		28286920								625596.95024			2421	
78	Total OcCB-F6	9		23551094								5759680.599...			17464	
79	Total NoCB-F6	7		31691200								107867.54449			6512	
80	Total DeCB-F7	1		18779642								2005.24902			749	
81	Total 13C-MoCB-F1	3		7714845								22242.24626			3432	
82	Total 13C-DiCB-F1	3		5170644								189.92152			31977	
83	Total 13C-DiCB-F2	1		3084906								105.17054			53829	
84	Total 13C-TrCB-F1	1		1327679								102.51529			87332	
85	Total 13C-TrCB-F3	5		7378803								34256.34088			94456	
86	Total 13C-TeCB-F2	2		1616402								4744.17263			12078	
87	Total 13C-TeCB-F3	6		1244505								93.29376			15046	
88	Total 13C-TeCB-F4	8		3443675								106030.09856			13857	
89	Total 13C-PeCB-F3	5		2025743								15919.09466			1755	
90	Total 13C-PeCB-F4	9		4808294								299.59044			2460	
91	Total 13C-PeCB-F5	14		10156121								267809.59825			6253	
92	Total 13C-HxCB-F4	6		2003983								20059.99047			1606	
93	Total 13C-HxCB-F5	14		9634257								626.42069			3584	
94	Total 13C-HpCB-F5	15		2971988								136345.11870			2952	
95	Total 13C-HpCB-F6	8		1544784								258811.30209			6966	
96	Total 13C-OcCB-F5	14		1312474								36435.83216			2135	
97	Total 13C-OcCB-F6	9		1998821								210.17926			4943	
98	Total 13C-NoCB-F6	6		1398412								6984.76271			3247	
99	Total 13C-DeCB-F7	1		1042330								102.83542			478	
100	Lockmass F1			0											21336...	
101	Lockmass F2			0											967150	
102	Lockmass F3			0											18171...	
103	Lockmass F4			0											944471	
104	Lockmass F5			0											388921	
105	Lockmass F6			0											240257	
106	Lockmass F7			0											56918	

**Quantify Audit Report MassLynx MassLynx V4.1 SCN 901**

Dataset: I:\Organics Instrument\HIGHRES GCMS Completed Results Files\HR-5\ICALs\5-190502B-ICAL.qld

Last Altered: Friday, May 03, 2019 08:59:50 Eastern Daylight Time

Printed: Thursday, May 16, 2019 16:27:00 Eastern Daylight Time

Date	Time	Event	Details	Comments
03-May-19	08:59:10	Process Extract		
03-May-19	08:59:10	Process Integrate		
03-May-19	08:59:10	Process Calibrate		
03-May-19	08:59:10	Process Quantify		
03-May-19	08:59:14	Dataset Created		
03-May-19	08:59:41	Peak deleted	Sample:5-190502B05, Compound:DiCB-F2, RT:14.695	
03-May-19	08:59:41	Peak deleted	Sample:5-190502B05, Compound:DiCB-F2, RT:14.658	
03-May-19	08:59:41	Peak deleted	Sample:5-190502B05, Compound:DiCB-F2, RT:14.428	
03-May-19	08:59:41	Peak deleted	Sample:5-190502B05, Compound:DiCB-F2, RT:14.234	
03-May-19	08:59:41	Peak deleted	Sample:5-190502B05, Compound:DiCB-F2, RT:14.032	
03-May-19	08:59:41	Peak deleted	Sample:5-190502B05, Compound:DiCB-F2, RT:13.866	
03-May-19	08:59:41	Peak deleted	Sample:5-190502B05, Compound:DiCB-F2, RT:13.350	
03-May-19	08:59:49	Peak deleted	Sample:5-190502B05, Compound:MoCB-F1, RT:12.580	
03-May-19	08:59:49	Peak deleted	Sample:5-190502B05, Compound:MoCB-F1, RT:11.031	
03-May-19	08:59:49	Peak deleted	Sample:5-190502B05, Compound:MoCB-F1, RT:10.567	
03-May-19	08:59:49	Peak deleted	Sample:5-190502B05, Compound:MoCB-F1, RT:10.399	
03-May-19	08:59:49	Peak deleted	Sample:5-190502B05, Compound:MoCB-F1, RT:10.270	
03-May-19	08:59:49	Peak deleted	Sample:5-190502B05, Compound:MoCB-F1, RT:8.864	
03-May-19	09:01:04	Dataset Saved	Saved to 'I:\Organics Instrument\HIGHRES GCMS Complete...	
03-May-19	09:01:47	Calibration Saved	Saved to 'C:\MassLynx\PCB.PRO\CurveDB\5-190502B-ICAL....	
03-May-19	09:01:49	Dataset Saved	Saved to 'I:\Organics Instrument\HIGHRES GCMS Complete...	



Quantify Sample Template Report

MassLynx MassLynx V4.1 SCN 901

Dataset: I:\Organics Instrument\HIGHRES GCMS Completed Results Files\HR-5\ICALs\5-190502B-ICAL.qld

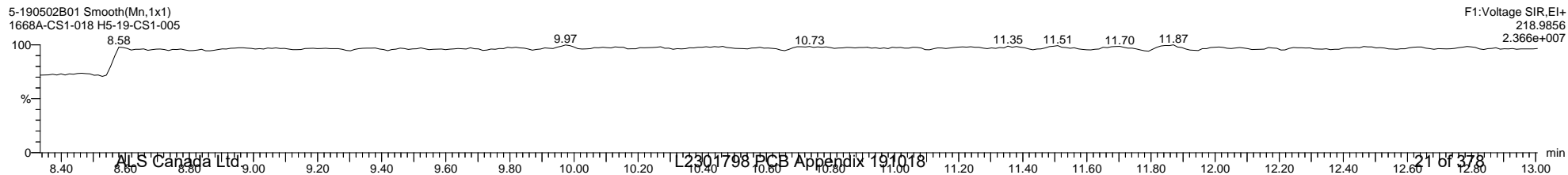
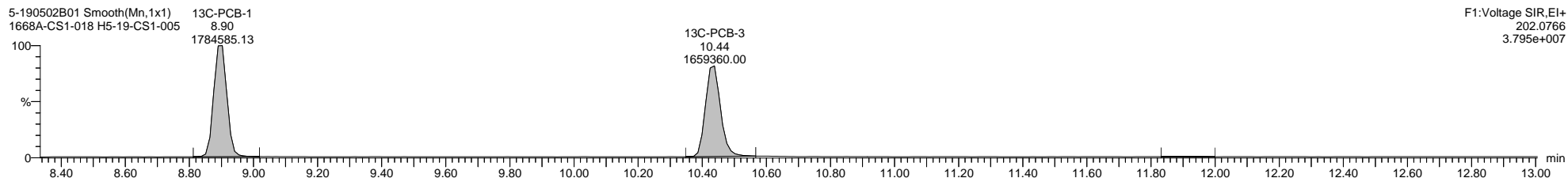
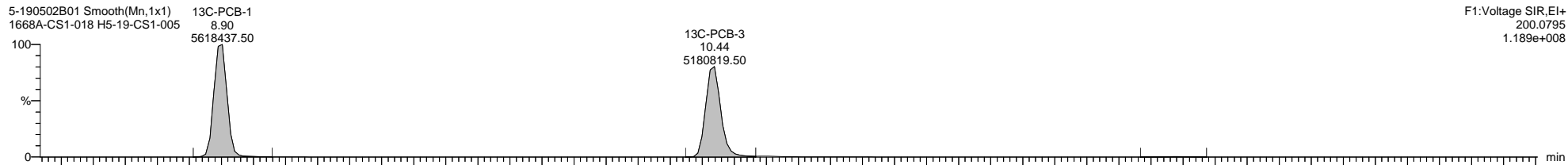
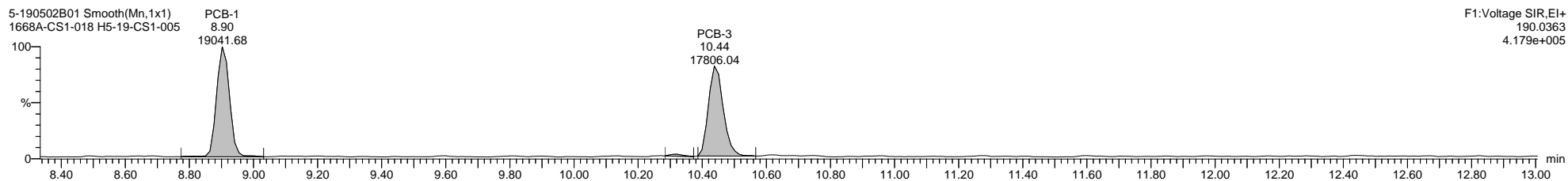
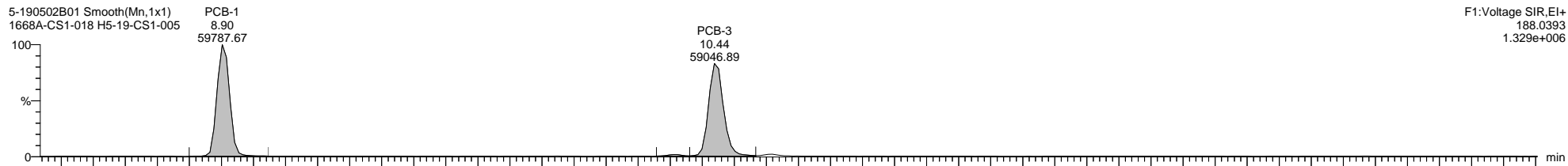
Last Altered: Friday, May 03, 2019 08:59:50 Eastern Daylight Time

Printed: Thursday, May 16, 2019 16:27:00 Eastern Daylight Time

Method: C:\MassLynx\PCB.PRO\MethDB\1668-OCTYL-1-ICAL.mdb 28 Dec 2018 11:55:27

Calibration: C:\MassLynx\PCB.PRO\CurveDB\5-190502B-ICAL.cdb 03 May 2019 08:59:50

Name: 5-190502B01, Date: 02-May-2019, Time: 12:04:37, ID: H5-19-CS1-005, Description: 1668A-CS1-018, Vial: Tray1:40



Quantify Sample Template Report

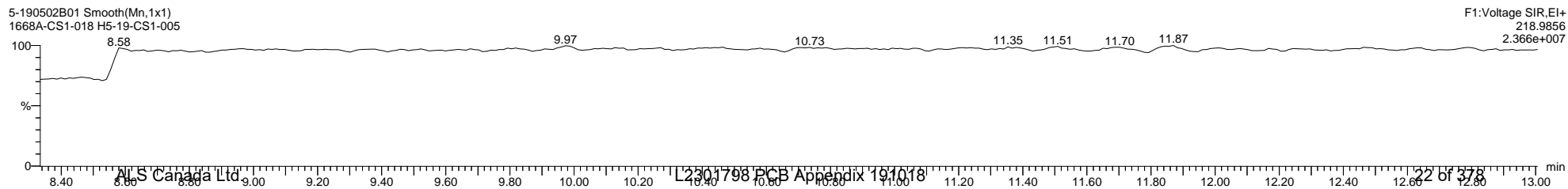
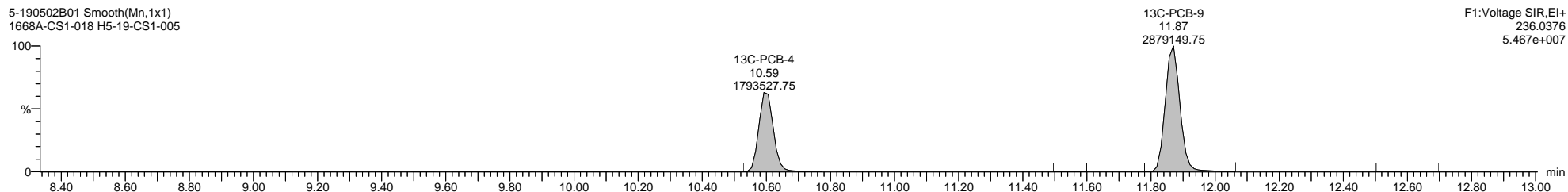
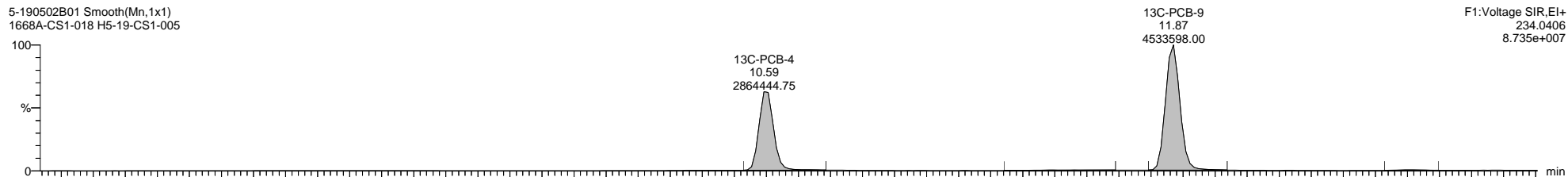
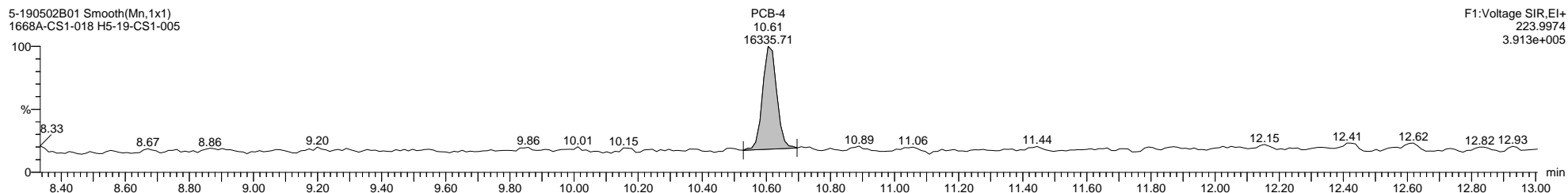
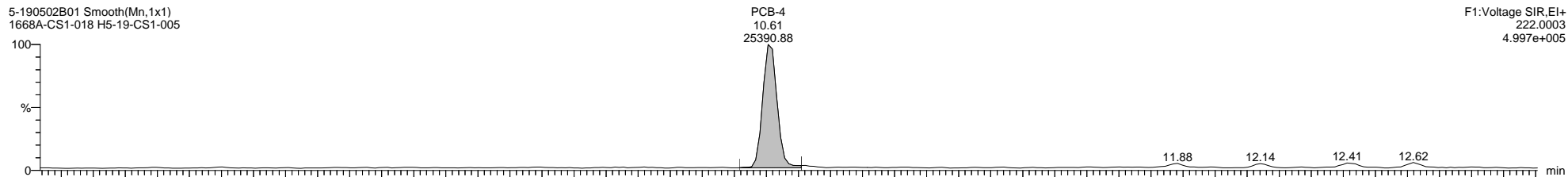
MassLynx MassLynx V4.1 SCN 901

Dataset: I:\Organics Instrument\HIGHRES GCMS Completed Results Files\HR-5ICALs\5-190502B-ICAL.qld

Last Altered: Friday, May 03, 2019 08:59:50 Eastern Daylight Time

Printed: Thursday, May 16, 2019 16:27:00 Eastern Daylight Time

Name: 5-190502B01, Date: 02-May-2019, Time: 12:04:37, ID: H5-19-CS1-005, Description: 1668A-CS1-018, Vial: Tray1:40



Quantify Sample Template Report

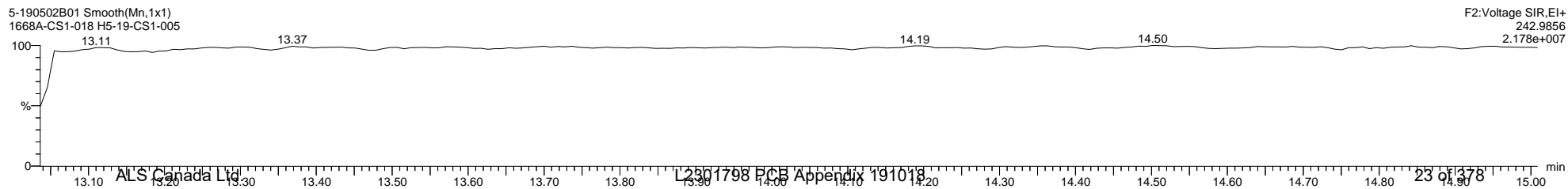
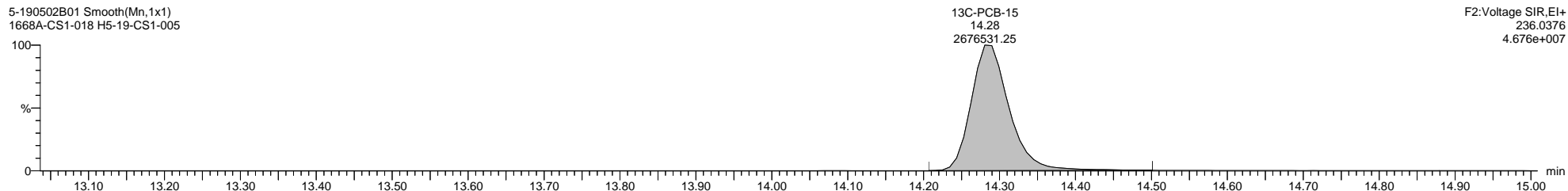

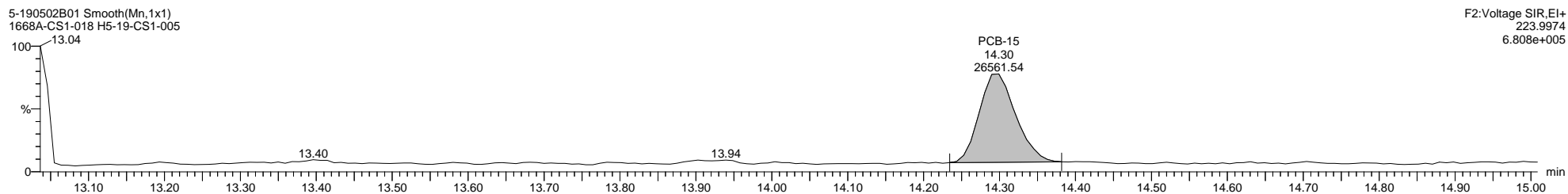

MassLynx MassLynx V4.1 SCN 901

Dataset: I:\Organics Instrument\HIGHRES GCMS Completed Results Files\HR-5\ICALs\5-190502B-ICAL.qld

Last Altered: Friday, May 03, 2019 08:59:50 Eastern Daylight Time

Printed: Thursday, May 16, 2019 16:27:00 Eastern Daylight Time

Name: 5-190502B01, Date: 02-May-2019, Time: 12:04:37, ID: H5-19-CS1-005, Description: 1668A-CS1-018, Vial: Tray1:40



Quantify Sample Template Report

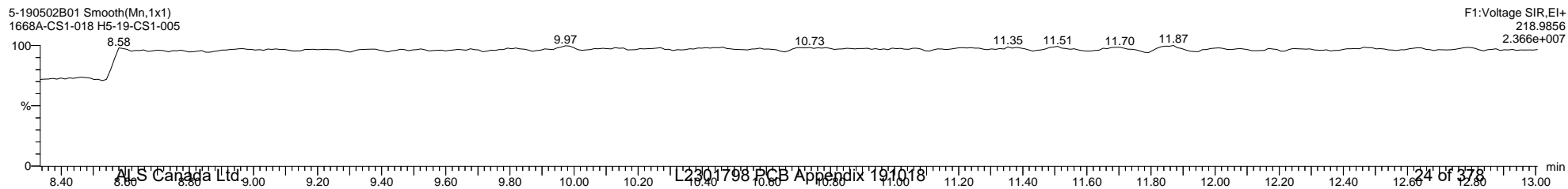



MassLynx MassLynx V4.1 SCN 901

Dataset: I:\Organics Instrument\HIGHRES GCMS Completed Results Files\HR-5\ICALs\5-190502B-ICAL.qld

Last Altered: Friday, May 03, 2019 08:59:50 Eastern Daylight Time

Printed: Thursday, May 16, 2019 16:27:00 Eastern Daylight Time

Name: 5-190502B01, Date: 02-May-2019, Time: 12:04:37, ID: H5-19-CS1-005, Description: 1668A-CS1-018, Vial: Tray1:40



Quantify Sample Template Report


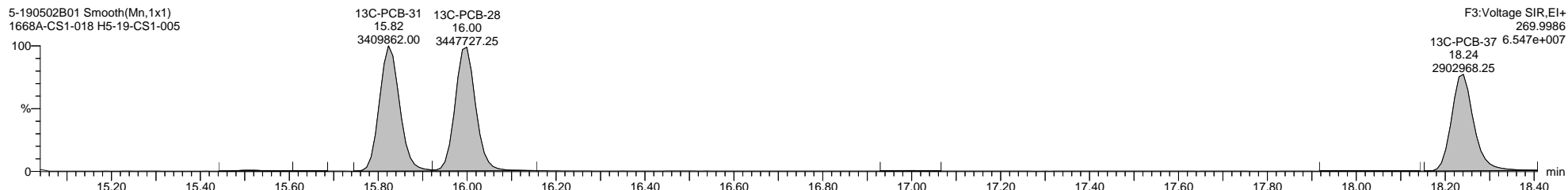

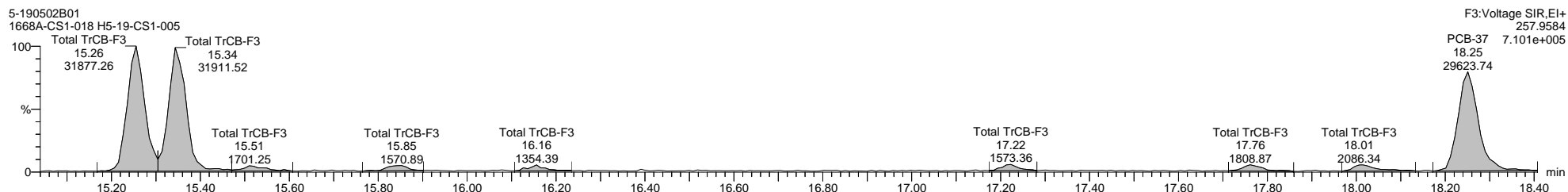

MassLynx MassLynx V4.1 SCN 901

Dataset: I:\Organics Instrument\HIGHRES GCMS Completed Results Files\HR-5\ICALs\5-190502B-ICAL.qld

Last Altered: Friday, May 03, 2019 08:59:50 Eastern Daylight Time

Printed: Thursday, May 16, 2019 16:27:00 Eastern Daylight Time

Name: 5-190502B01, Date: 02-May-2019, Time: 12:04:37, ID: H5-19-CS1-005, Description: 1668A-CS1-018, Vial: Tray1:40



Quantify Sample Template Report

MassLynx MassLynx V4.1 SCN 901


Dataset: I:\Organics Instrument\HIGHRES GCMS Completed Results Files\HR-5\ICALs\5-190502B-ICAL.qld

Last Altered: Friday, May 03, 2019 08:59:50 Eastern Daylight Time

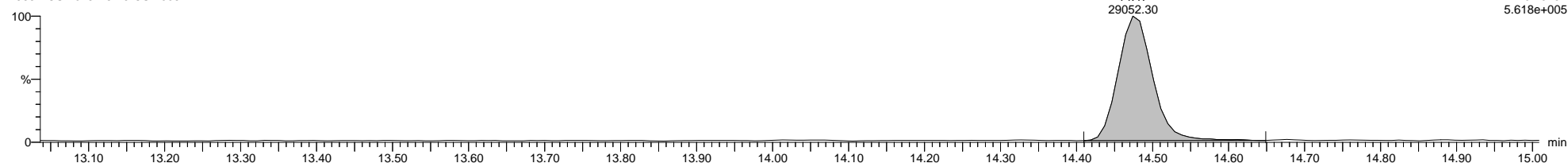
Printed: Thursday, May 16, 2019 16:27:00 Eastern Daylight Time

Name: 5-190502B01, Date: 02-May-2019, Time: 12:04:37, ID: H5-19-CS1-005, Description: 1668A-CS1-018, Vial: Tray1:40


5-190502B01 Smooth(Mn,1x1)  
1668A-CS1-018 H5-19-CS1-005



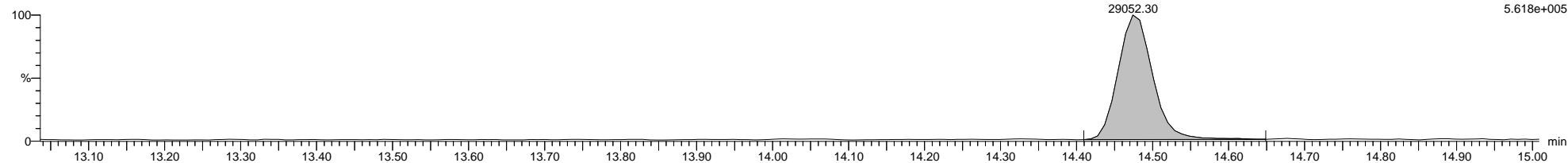
5-190502B01 Smooth(Mn,1x1)  
1668A-CS1-018 H5-19-CS1-005




5-190502B01 Smooth(Mn,1x1)  
1668A-CS1-018 H5-19-CS1-005



5-190502B01 Smooth(Mn,1x1)  
1668A-CS1-018 H5-19-CS1-005



5-190502B01 Smooth(Mn,1x1)  
1668A-CS1-018 H5-19-CS1-005

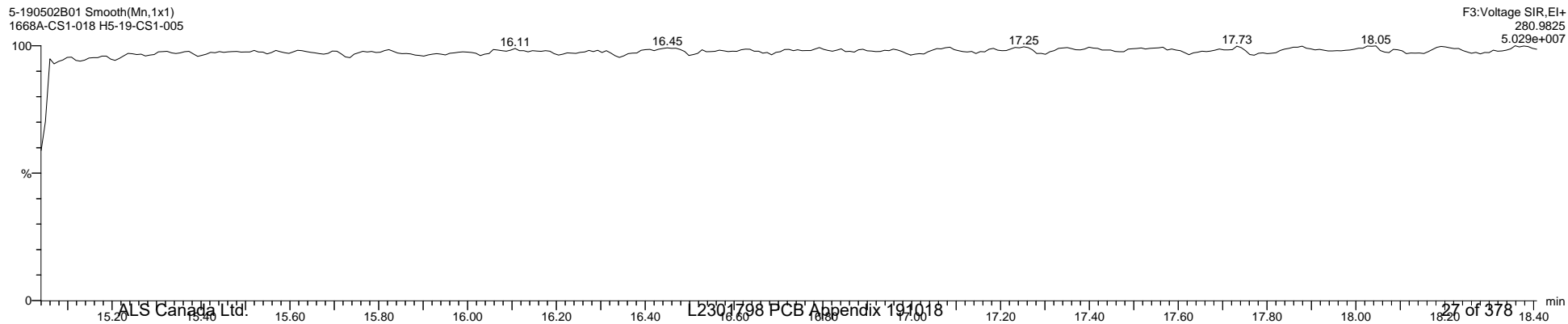
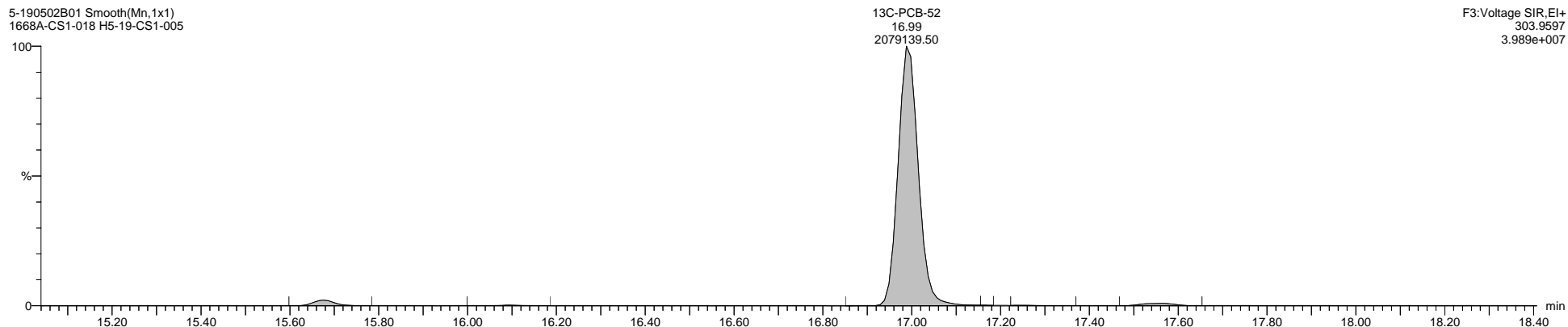
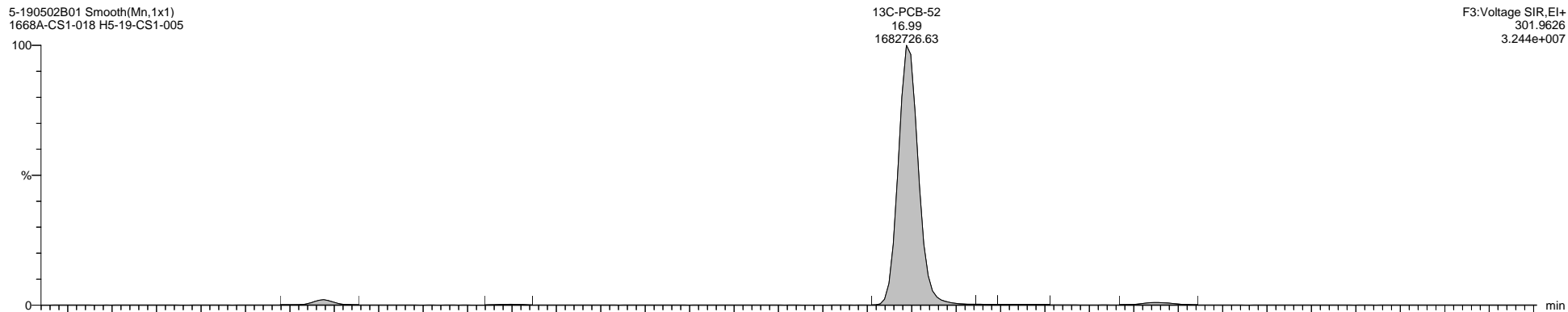


Quantify Sample Template Report MassLynx MassLynx V4.1 SCN 901

Dataset: I:\Organics Instrument\HIGHRES GCMS Completed Results Files\HR-5\ICALs\5-190502B-ICAL.qld

Last Altered: Friday, May 03, 2019 08:59:50 Eastern Daylight Time  
Printed: Thursday, May 16, 2019 16:27:00 Eastern Daylight Time

Name: 5-190502B01, Date: 02-May-2019, Time: 12:04:37, ID: H5-19-CS1-005, Description: 1668A-CS1-018, Vial: Tray1:40



Quantify Sample Template Report

MassLynx MassLynx V4.1 SCN 901

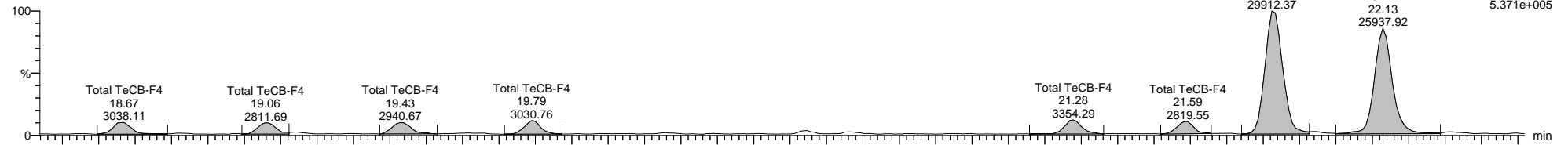
Dataset: I:\Organics Instrument\HIGHRES GCMS Completed Results Files\HR-5\ICALs\5-190502B-ICAL.qld

Last Altered: Friday, May 03, 2019 08:59:50 Eastern Daylight Time

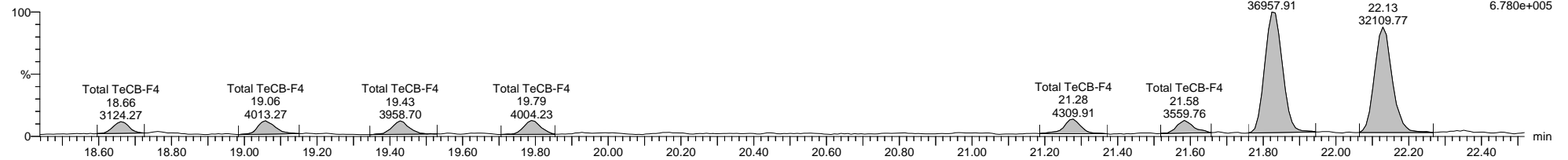
Printed: Thursday, May 16, 2019 16:27:00 Eastern Daylight Time

Name: 5-190502B01, Date: 02-May-2019, Time: 12:04:37, ID: H5-19-CS1-005, Description: 1668A-CS1-018, Vial: Tray1:40


5-190502B01 Smooth(Mn,1x1)  
1668A-CS1-018 H5-19-CS1-005



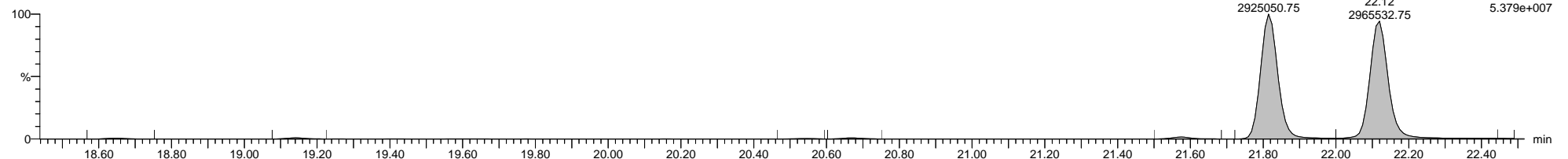
5-190502B01 Smooth(Mn,1x1)  
1668A-CS1-018 H5-19-CS1-005



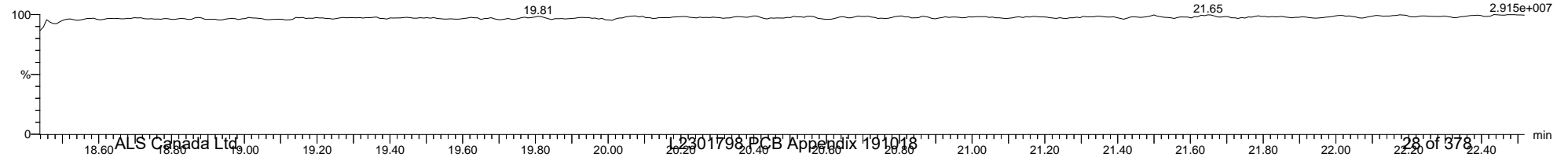
5-190502B01 Smooth(Mn,1x1)  
1668A-CS1-018 H5-19-CS1-005



5-190502B01 Smooth(Mn,1x1)  
1668A-CS1-018 H5-19-CS1-005



5-190502B01 Smooth(Mn,1x1)  
1668A-CS1-018 H5-19-CS1-005





Quantify Sample Template Report


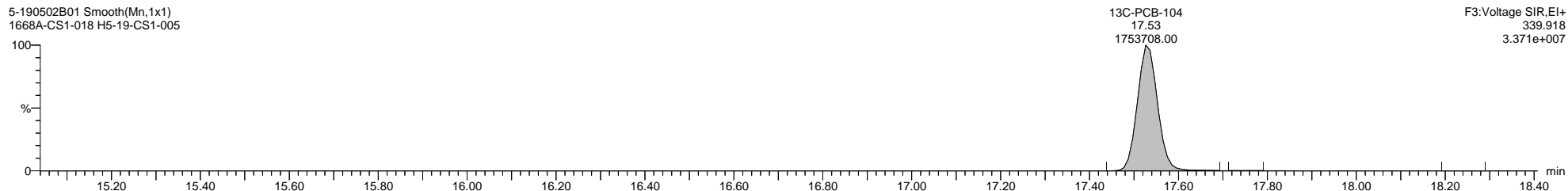

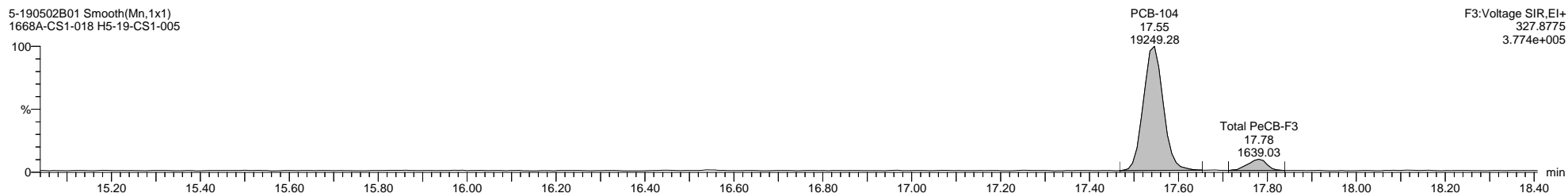

MassLynx MassLynx V4.1 SCN 901

Dataset: I:\Organics Instrument\HIGHRES GCMS Completed Results Files\HR-5\ICALs\5-190502B-ICAL.qld

Last Altered: Friday, May 03, 2019 08:59:50 Eastern Daylight Time

Printed: Thursday, May 16, 2019 16:27:00 Eastern Daylight Time

Name: 5-190502B01, Date: 02-May-2019, Time: 12:04:37, ID: H5-19-CS1-005, Description: 1668A-CS1-018, Vial: Tray1:40



Quantify Sample Template Report

MassLynx MassLynx V4.1 SCN 901

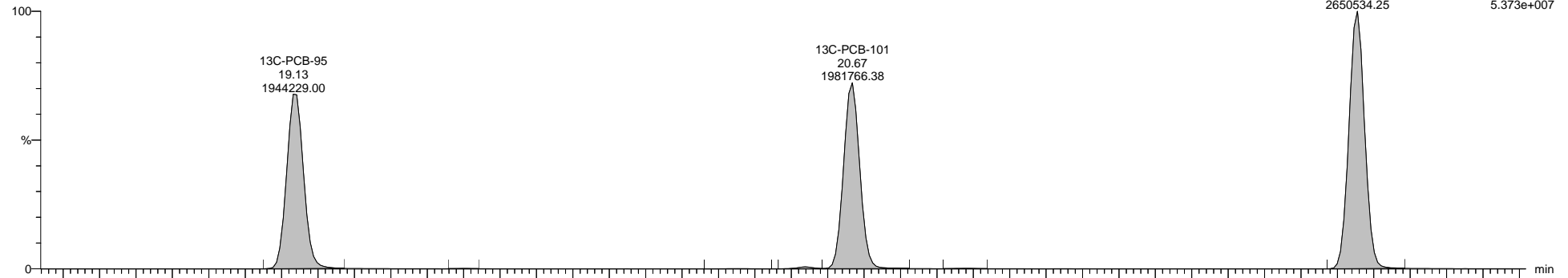
Dataset: I:\Organics Instrument\HIGHRES GCMS Completed Results Files\HR-5\ICALs\5-190502B-ICAL.qld

Last Altered: Friday, May 03, 2019 08:59:50 Eastern Daylight Time

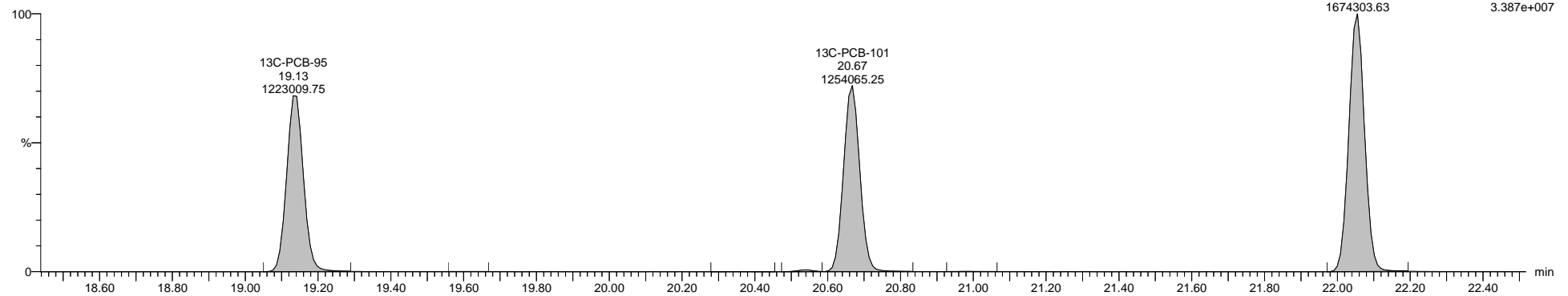
Printed: Thursday, May 16, 2019 16:27:00 Eastern Daylight Time

Name: 5-190502B01, Date: 02-May-2019, Time: 12:04:37, ID: H5-19-CS1-005, Description: 1668A-CS1-018, Vial: Tray1:40

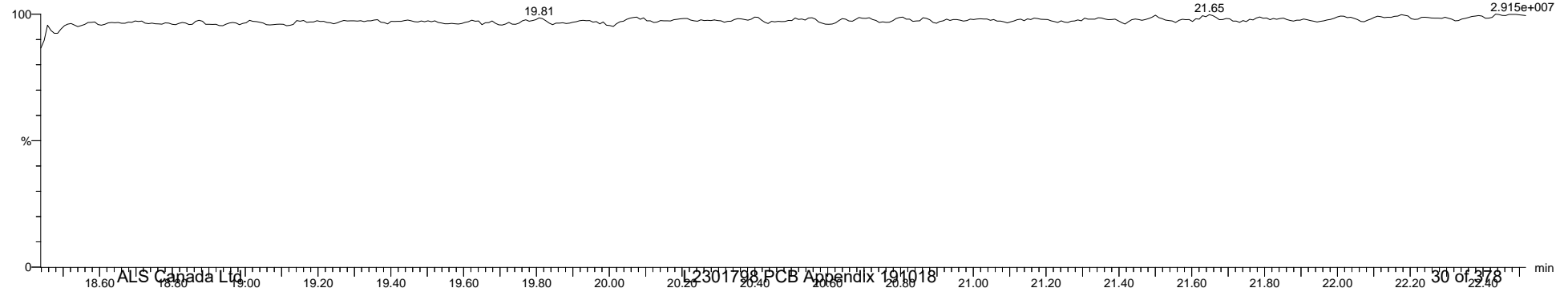
5-190502B01 Smooth(Mn,1x1)  
1668A-CS1-018 H5-19-CS1-005



5-190502B01 Smooth(Mn,1x1)  
1668A-CS1-018 H5-19-CS1-005



5-190502B01 Smooth(Mn,1x1)  
1668A-CS1-018 H5-19-CS1-005



Quantify Sample Template Report

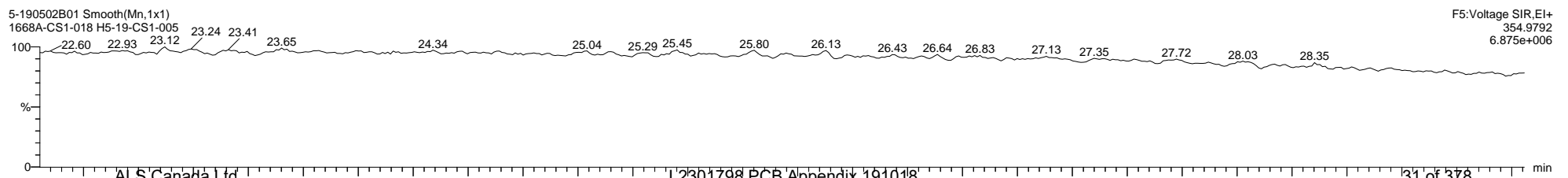
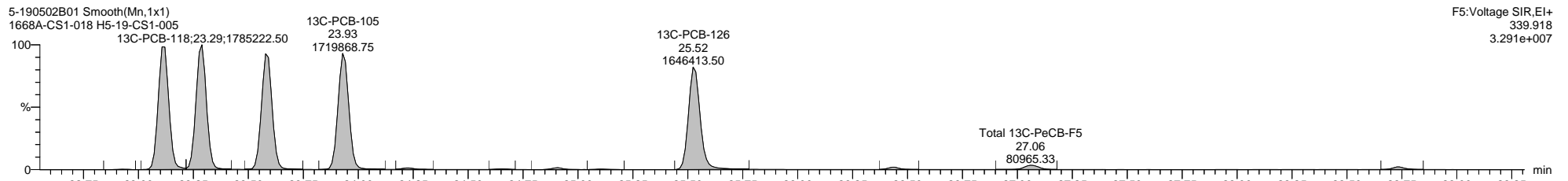
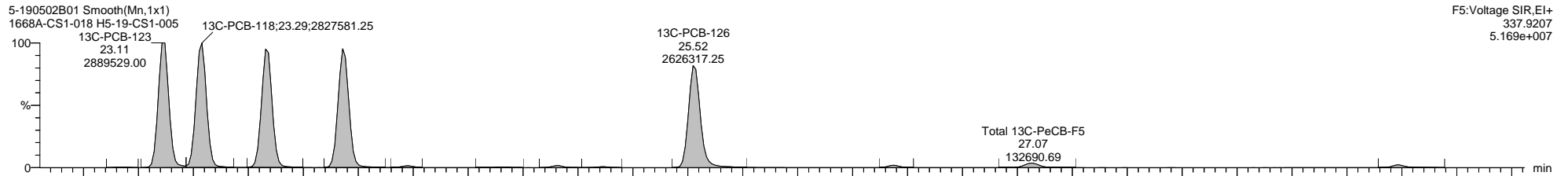
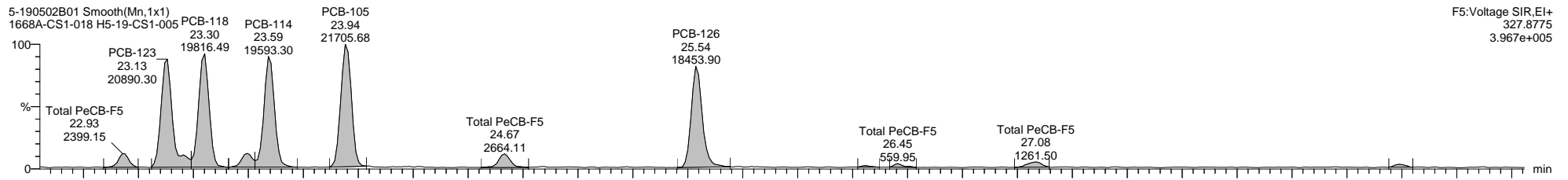
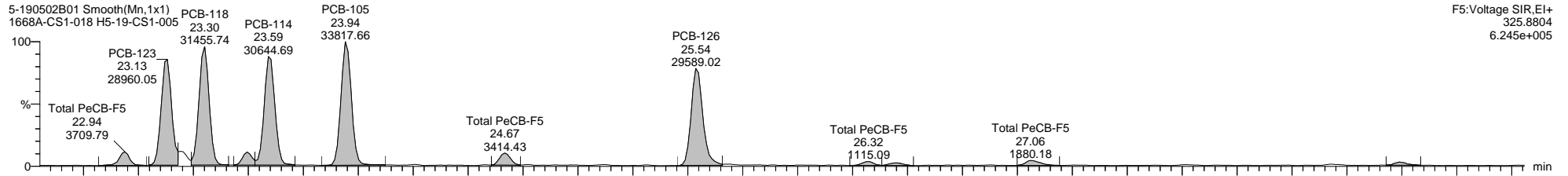
MassLynx MassLynx V4.1 SCN 901

Dataset: I:\Organics Instrument\HIGHRES GCMS Completed Results Files\HR-5\ICALs\5-190502B-ICAL.qld

Last Altered: Friday, May 03, 2019 08:59:50 Eastern Daylight Time

Printed: Thursday, May 16, 2019 16:27:00 Eastern Daylight Time

Name: 5-190502B01, Date: 02-May-2019, Time: 12:04:37, ID: H5-19-CS1-005, Description: 1668A-CS1-018, Vial: Tray1:40



Quantify Sample Template Report


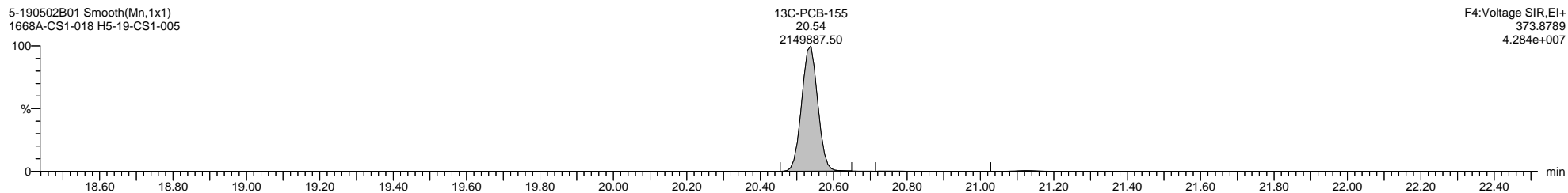
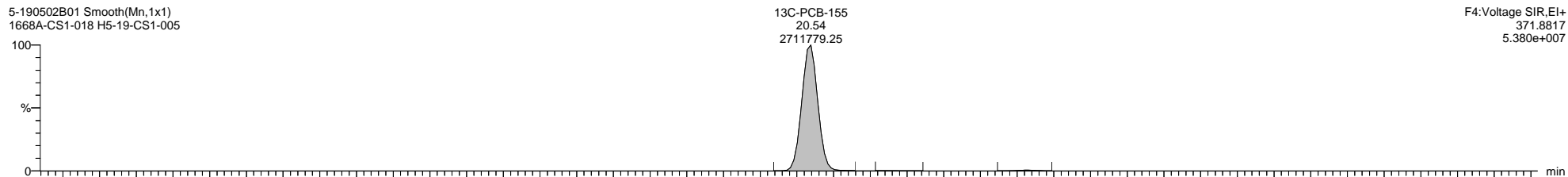
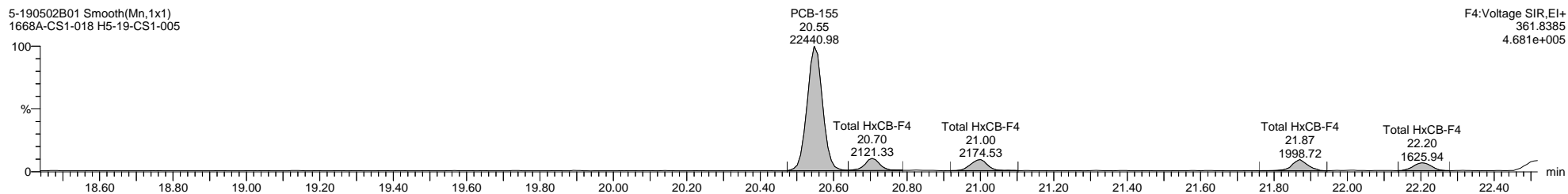
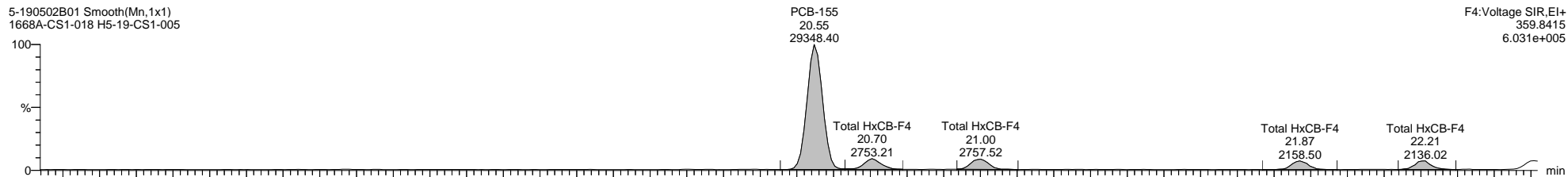
MassLynx MassLynx V4.1 SCN 901

Dataset: I:\Organics Instrument\HIGHRES GCMS Completed Results Files\HR-5\ICALs\5-190502B-ICAL.qld

Last Altered: Friday, May 03, 2019 08:59:50 Eastern Daylight Time

Printed: Thursday, May 16, 2019 16:27:00 Eastern Daylight Time

Name: 5-190502B01, Date: 02-May-2019, Time: 12:04:37, ID: H5-19-CS1-005, Description: 1668A-CS1-018, Vial: Tray1:40



Quantify Sample Template Report

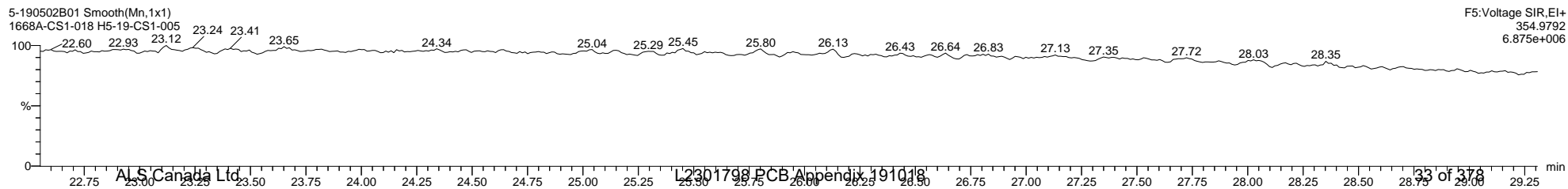


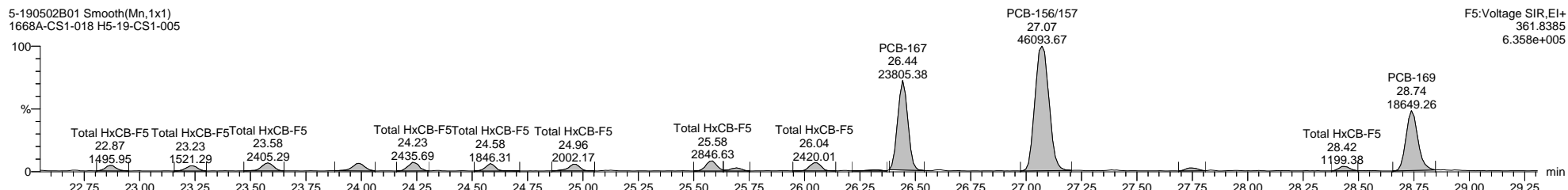
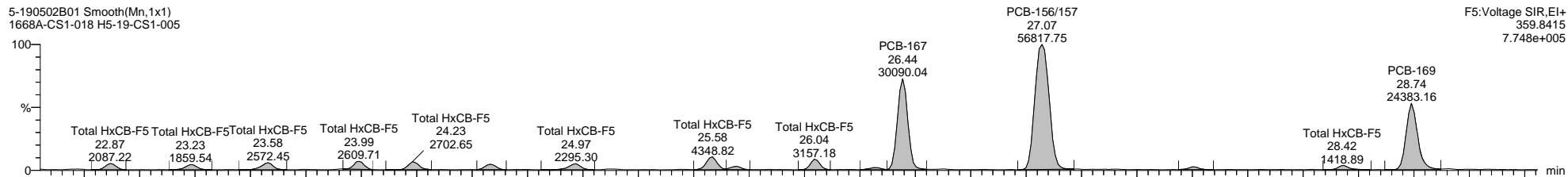
MassLynx MassLynx V4.1 SCN 901

Dataset: I:\Organics Instrument\HIGHRES GCMS Completed Results Files\HR-5ICALs\5-190502B-ICAL.qld

Last Altered: Friday, May 03, 2019 08:59:50 Eastern Daylight Time

Printed: Thursday, May 16, 2019 16:27:00 Eastern Daylight Time

Name: 5-190502B01, Date: 02-May-2019, Time: 12:04:37, ID: H5-19-CS1-005, Description: 1668A-CS1-018, Vial: Tray1:40



Quantify Sample Template Report

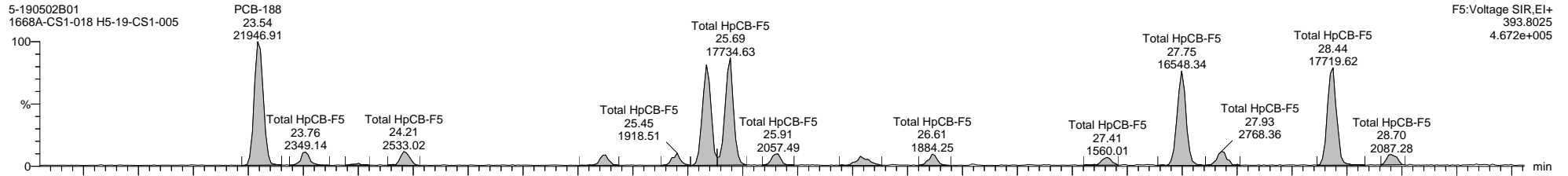
MassLynx MassLynx V4.1 SCN 901

Dataset: I:\Organics Instrument\HIGHRES GCMS Completed Results Files\HR-5\ICALs\5-190502B-ICAL.qld

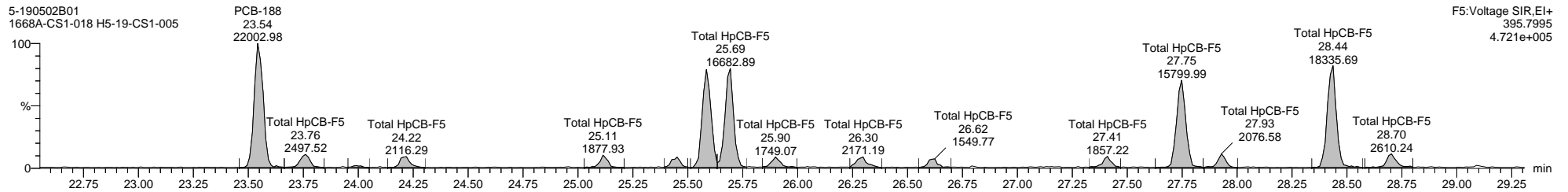
Last Altered: Friday, May 03, 2019 08:59:50 Eastern Daylight Time

Printed: Thursday, May 16, 2019 16:27:00 Eastern Daylight Time

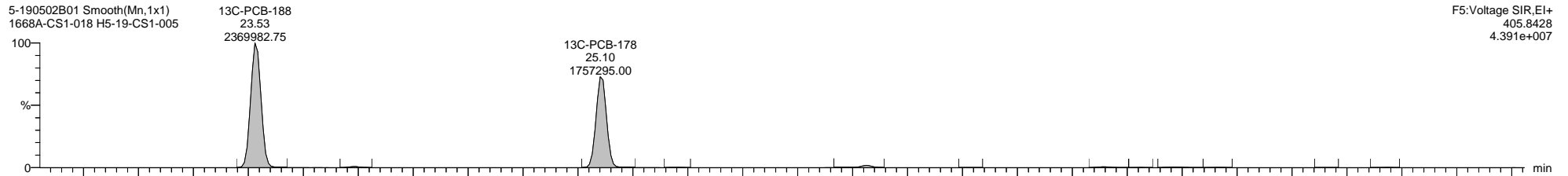
Name: 5-190502B01, Date: 02-May-2019, Time: 12:04:37, ID: H5-19-CS1-005, Description: 1668A-CS1-018, Vial: Tray1:40



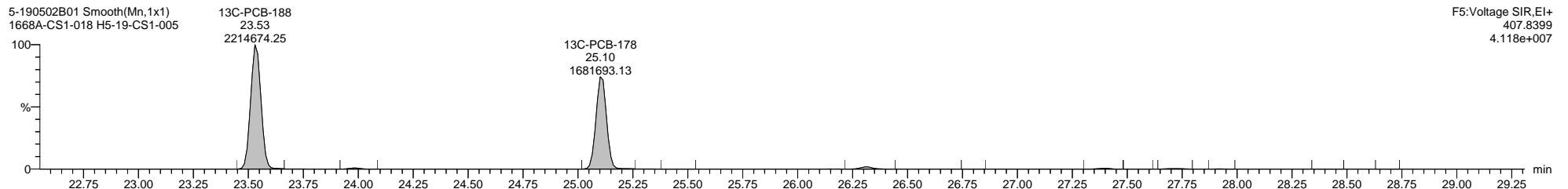
F5:Voltage SIR,EI+  
393.8025  
4.672e+005



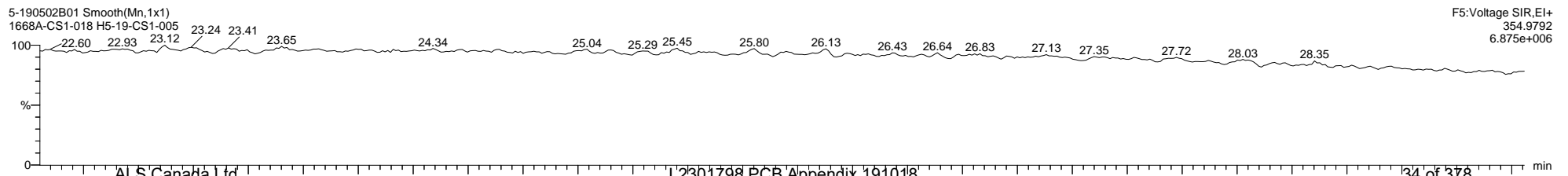
F5:Voltage SIR,EI+  
395.7995  
4.721e+005



F5:Voltage SIR,EI+  
405.8428  
4.391e+007



F5:Voltage SIR,EI+  
407.8399  
4.118e+007



F5:Voltage SIR,EI+  
354.9792  
6.875e+006

Quantify Sample Template Report

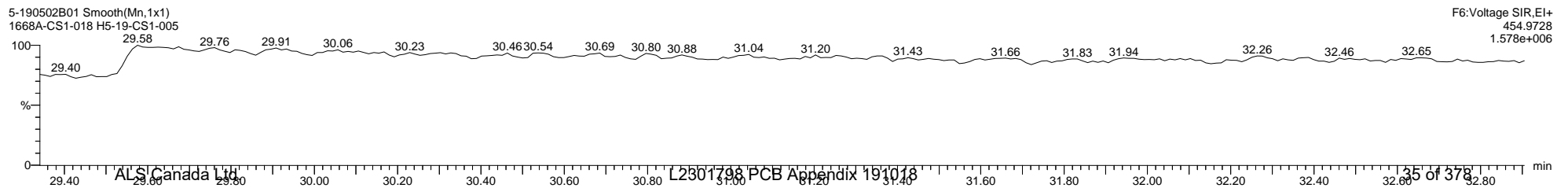
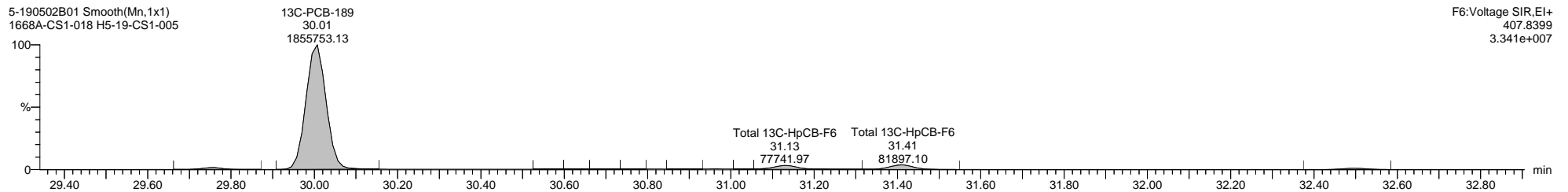
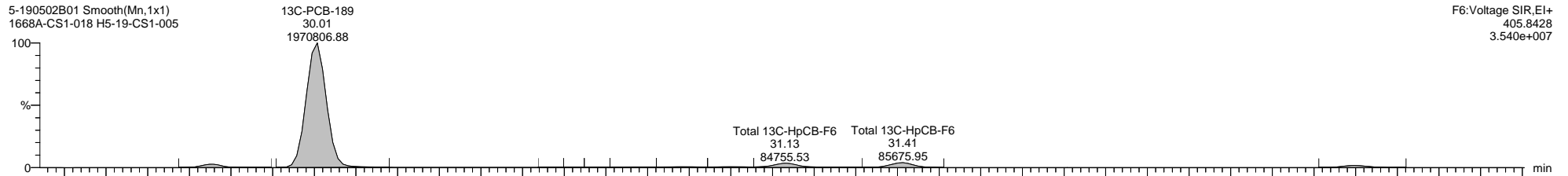
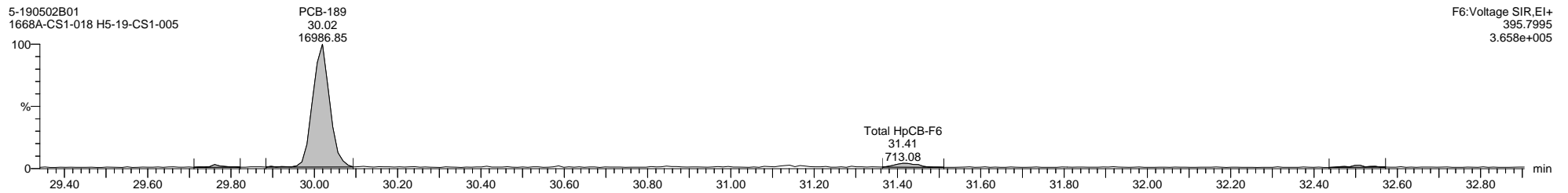
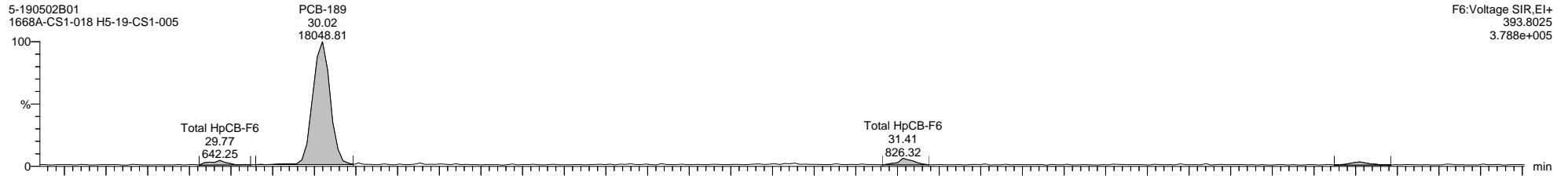
MassLynx MassLynx V4.1 SCN 901

Dataset: I:\Organics Instrument\HIGHRES GCMS Completed Results Files\HR-5\ICALs\5-190502B-ICAL.qld

Last Altered: Friday, May 03, 2019 08:59:50 Eastern Daylight Time

Printed: Thursday, May 16, 2019 16:27:00 Eastern Daylight Time

Name: 5-190502B01, Date: 02-May-2019, Time: 12:04:37, ID: H5-19-CS1-005, Description: 1668A-CS1-018, Vial: Tray1:40



Quantify Sample Template Report

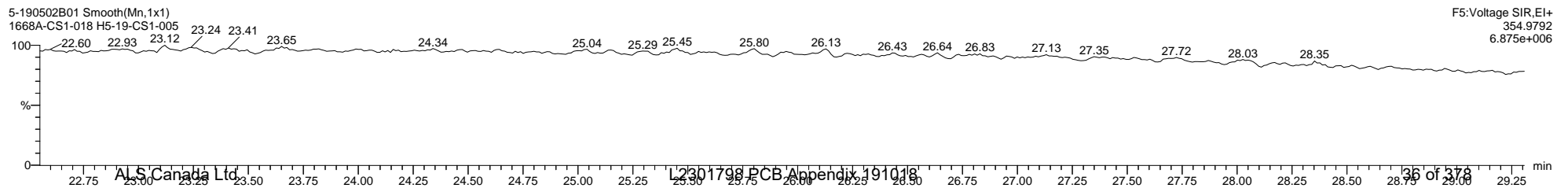
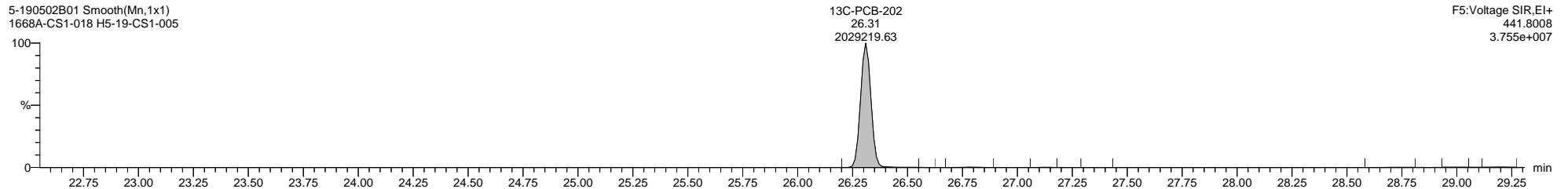
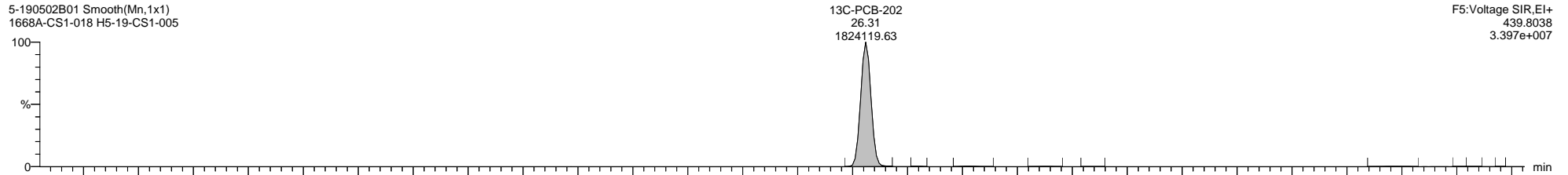
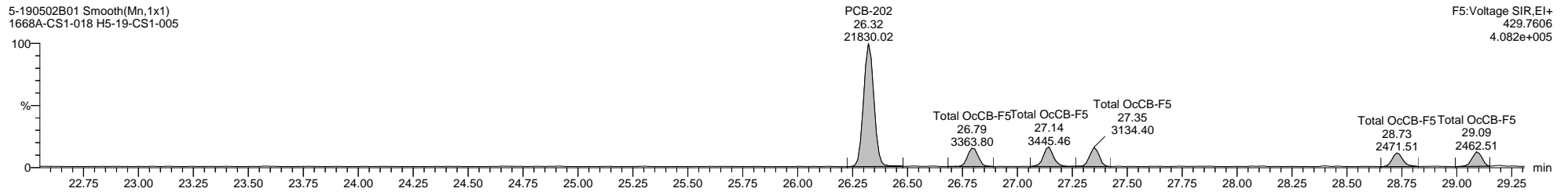
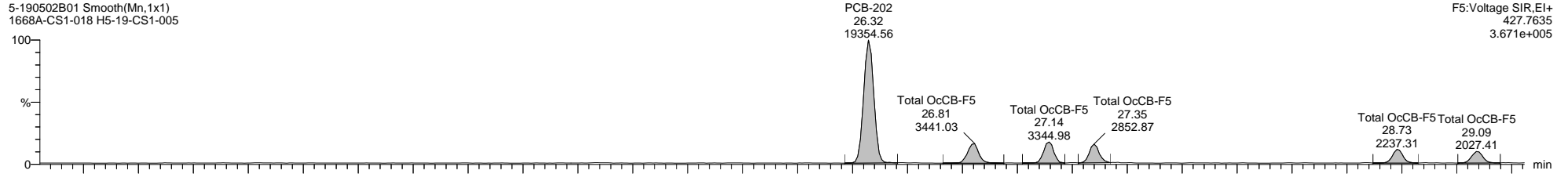
MassLynx MassLynx V4.1 SCN 901

Dataset: I:\Organics Instrument\HIGHRES GCMS Completed Results Files\HR-5\ICALs\5-190502B-ICAL.qld

Last Altered: Friday, May 03, 2019 08:59:50 Eastern Daylight Time

Printed: Thursday, May 16, 2019 16:27:00 Eastern Daylight Time

Name: 5-190502B01, Date: 02-May-2019, Time: 12:04:37, ID: H5-19-CS1-005, Description: 1668A-CS1-018, Vial: Tray1:40





Quantify Sample Template Report

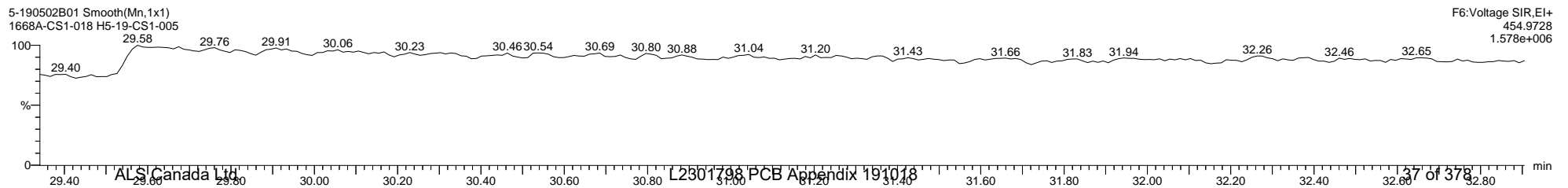
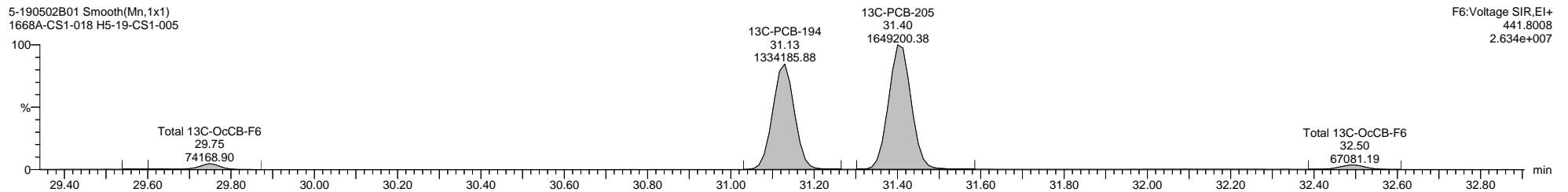
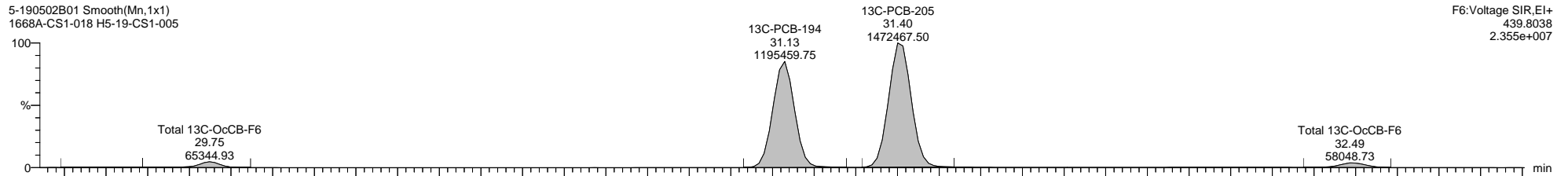
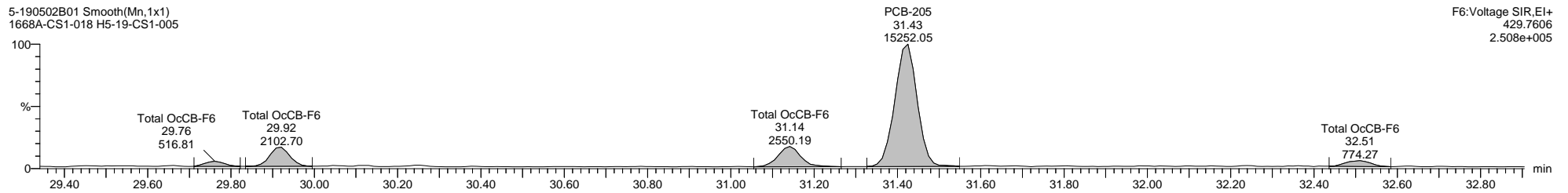
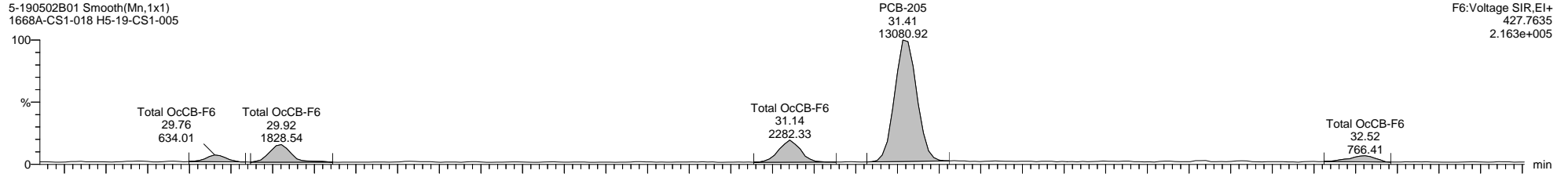
MassLynx MassLynx V4.1 SCN 901

Dataset: I:\Organics Instrument\HIGHRES GCMS Completed Results Files\HR-5ICALs\5-190502B-ICAL.qld

Last Altered: Friday, May 03, 2019 08:59:50 Eastern Daylight Time

Printed: Thursday, May 16, 2019 16:27:00 Eastern Daylight Time

Name: 5-190502B01, Date: 02-May-2019, Time: 12:04:37, ID: H5-19-CS1-005, Description: 1668A-CS1-018, Vial: Tray1:40



Quantify Sample Template Report

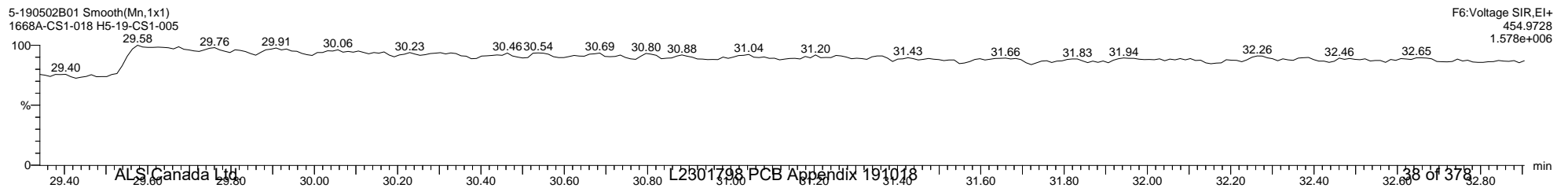
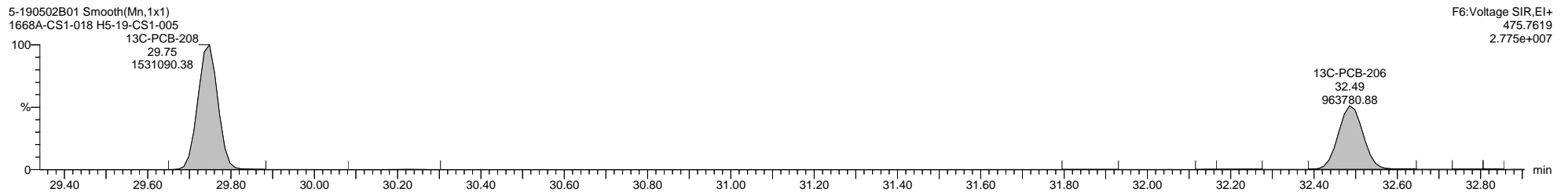

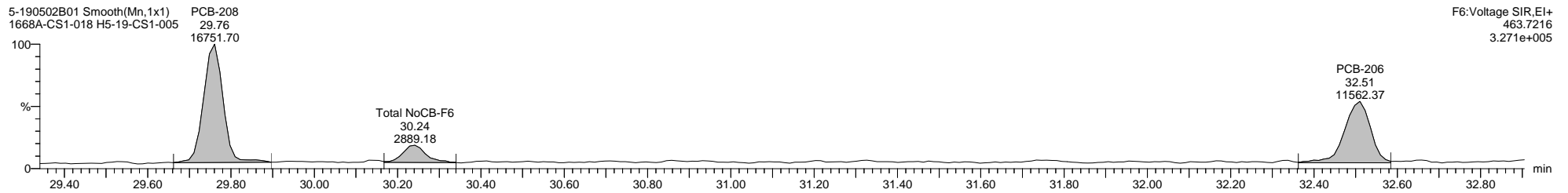
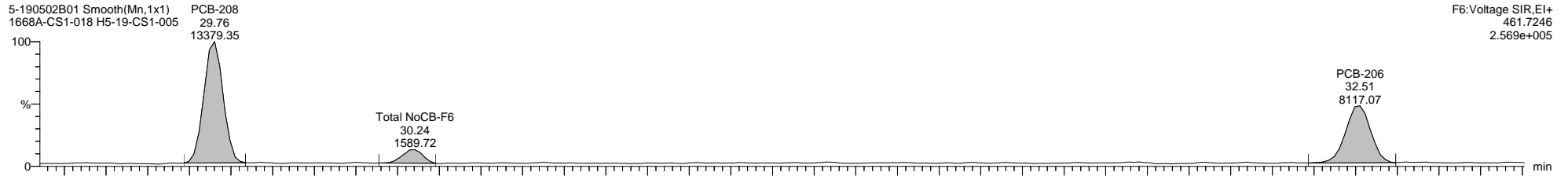
MassLynx MassLynx V4.1 SCN 901

Dataset: I:\Organics Instrument\HIGHRES GCMS Completed Results Files\HR-5\ICALs\5-190502B-ICAL.qld

Last Altered: Friday, May 03, 2019 08:59:50 Eastern Daylight Time

Printed: Thursday, May 16, 2019 16:27:00 Eastern Daylight Time

Name: 5-190502B01, Date: 02-May-2019, Time: 12:04:37, ID: H5-19-CS1-005, Description: 1668A-CS1-018, Vial: Tray1:40



Quantify Sample Template Report

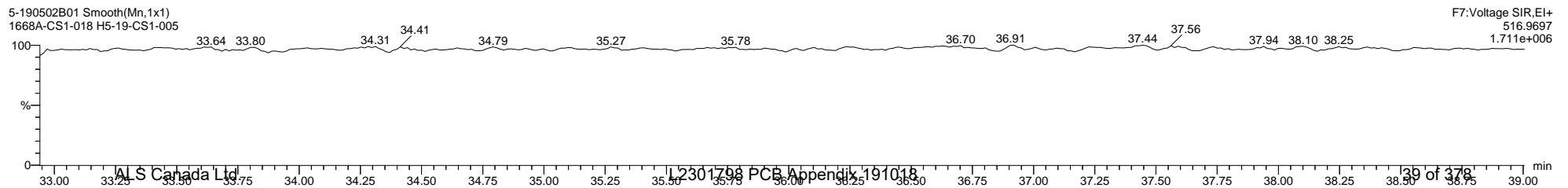
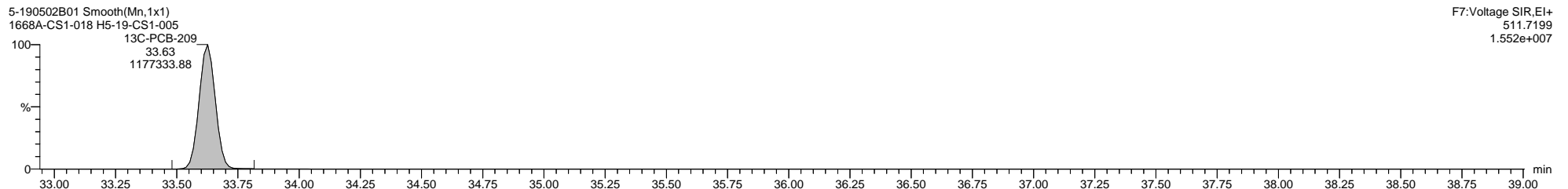
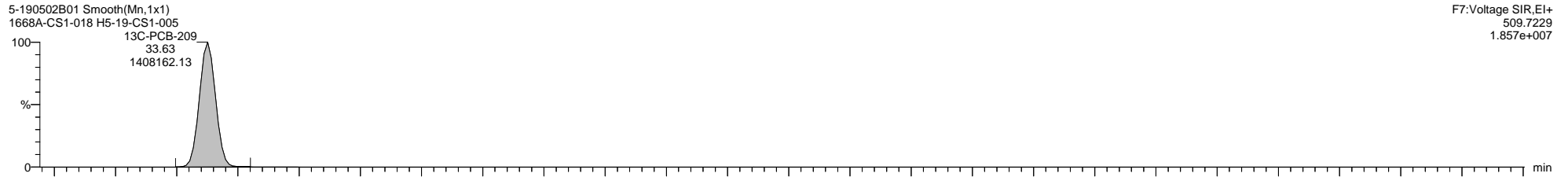
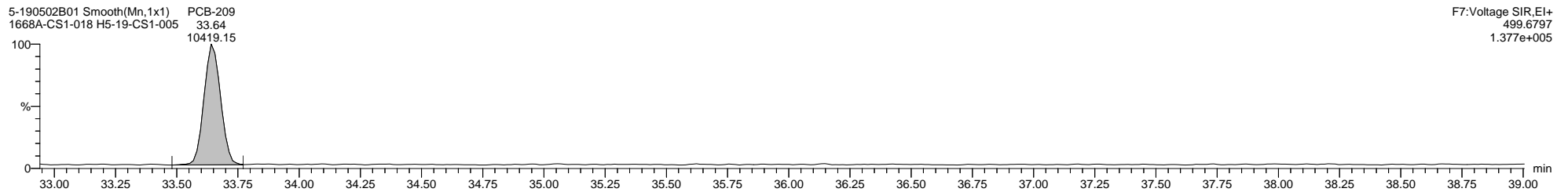
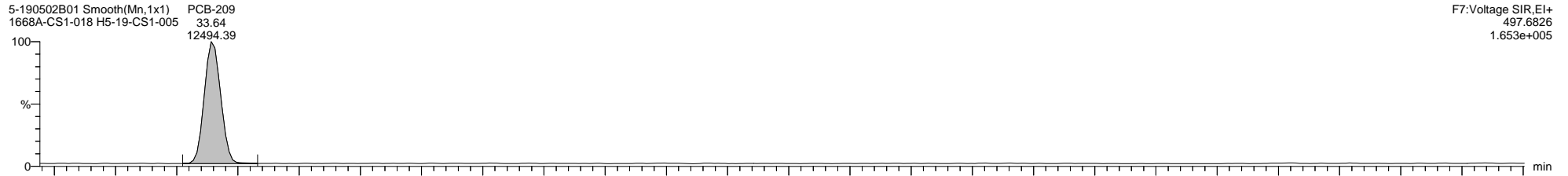
MassLynx MassLynx V4.1 SCN 901

Dataset: I:\Organics Instrument\HIGHRES GCMS Completed Results Files\HR-5\ICALs\5-190502B-ICAL.qld

Last Altered: Friday, May 03, 2019 08:59:50 Eastern Daylight Time

Printed: Thursday, May 16, 2019 16:27:00 Eastern Daylight Time

Name: 5-190502B01, Date: 02-May-2019, Time: 12:04:37, ID: H5-19-CS1-005, Description: 1668A-CS1-018, Vial: Tray1:40



Quantify Sample Template Report

MassLynx MassLynx V4.1 SCN 901

Dataset: I:\Organics Instrument\HIGHRES GCMS Completed Results Files\HR-5\ICALs\5-190502B-ICAL.qld

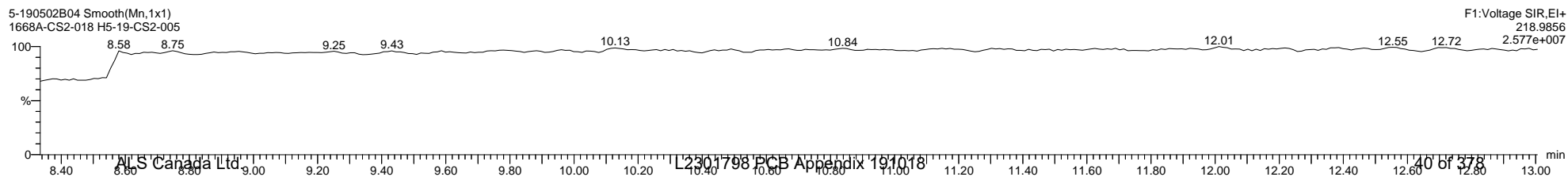
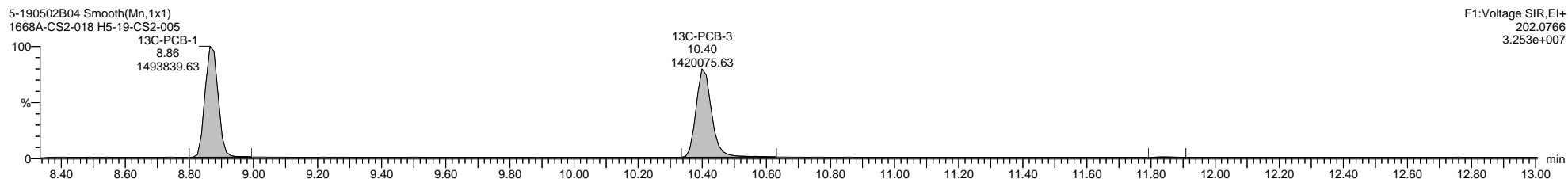
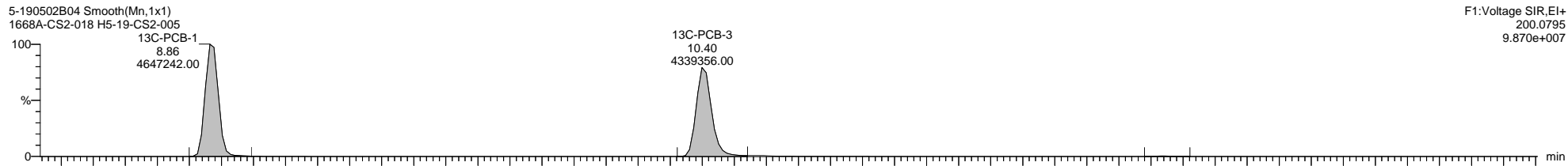
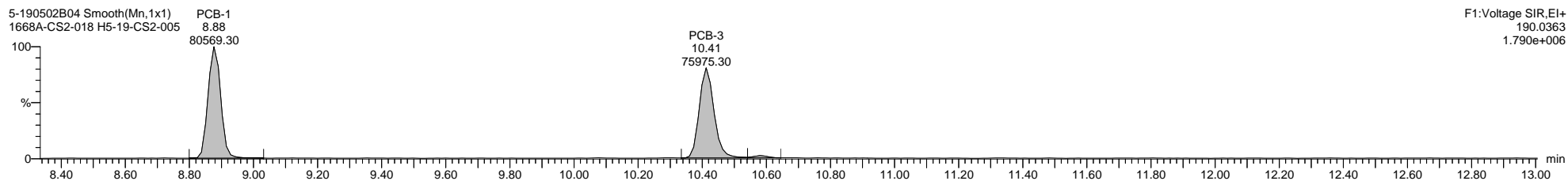
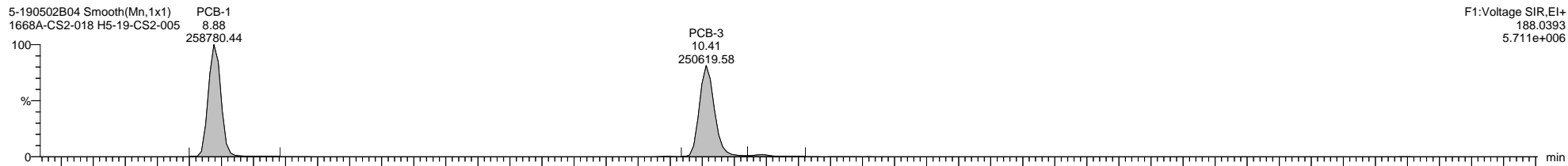
Last Altered: Friday, May 03, 2019 08:59:50 Eastern Daylight Time

Printed: Thursday, May 16, 2019 16:27:00 Eastern Daylight Time

Method: C:\MassLynx\PCB.PRO\MethDB\1668-OCTYL-1-ICAL.mdb 28 Dec 2018 11:55:27

Calibration: C:\MassLynx\PCB.PRO\CurveDB\5-190502B-ICAL.cdb 03 May 2019 08:59:50

Name: 5-190502B04, Date: 02-May-2019, Time: 14:13:57, ID: H5-19-CS2-005, Description: 1668A-CS2-018, Vial: Tray1:42



Quantify Sample Template Report

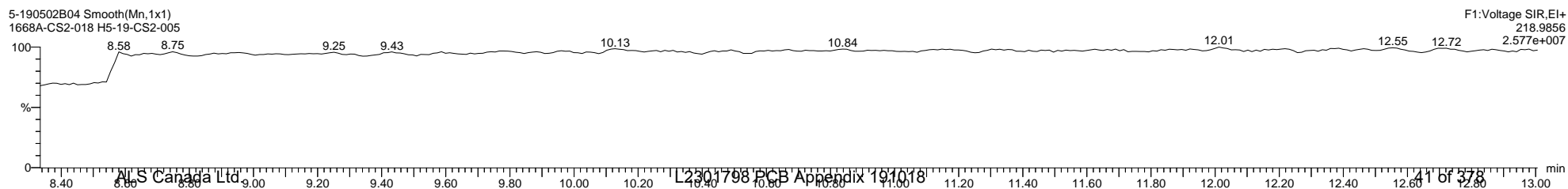
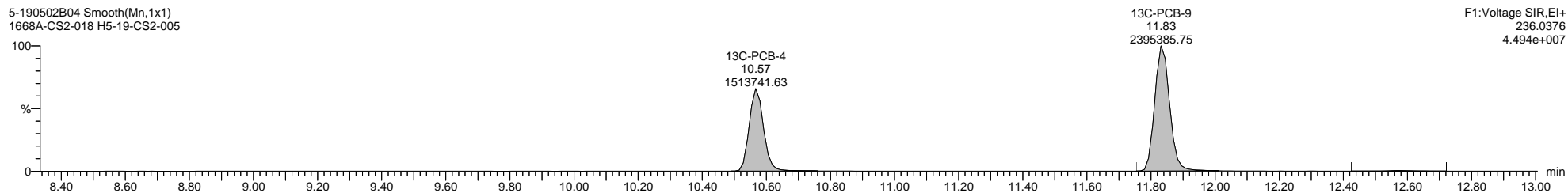
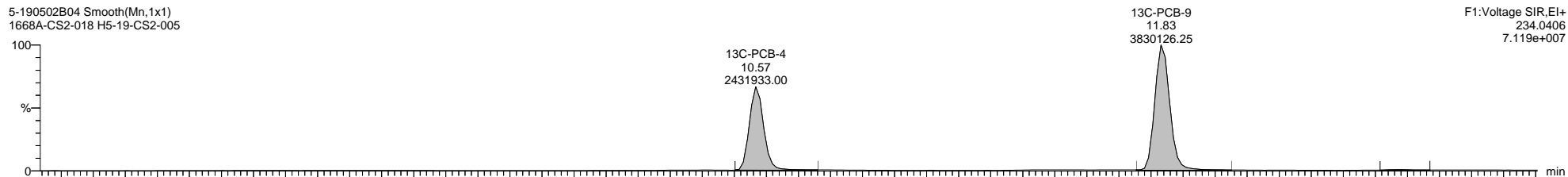
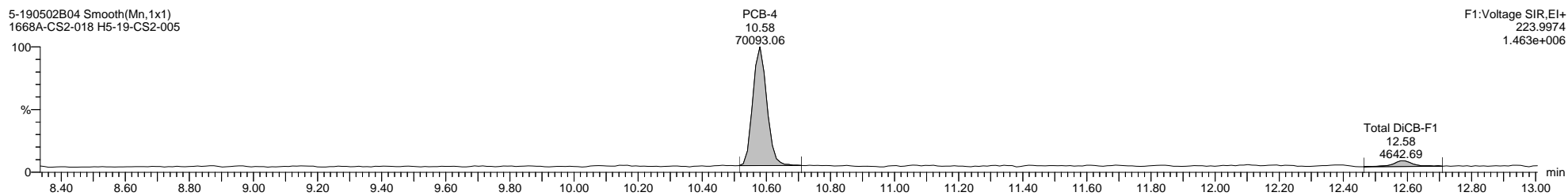
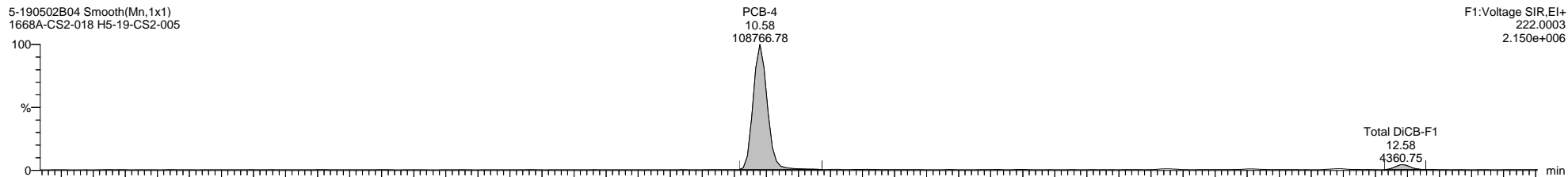
MassLynx MassLynx V4.1 SCN 901

Dataset: I:\Organics Instrument\HIGHRES GCMS Completed Results Files\HR-5ICALs\5-190502B-ICAL.qld

Last Altered: Friday, May 03, 2019 08:59:50 Eastern Daylight Time

Printed: Thursday, May 16, 2019 16:27:00 Eastern Daylight Time

Name: 5-190502B04, Date: 02-May-2019, Time: 14:13:57, ID: H5-19-CS2-005, Description: 1668A-CS2-018, Vial: Tray1:42



Quantify Sample Template Report


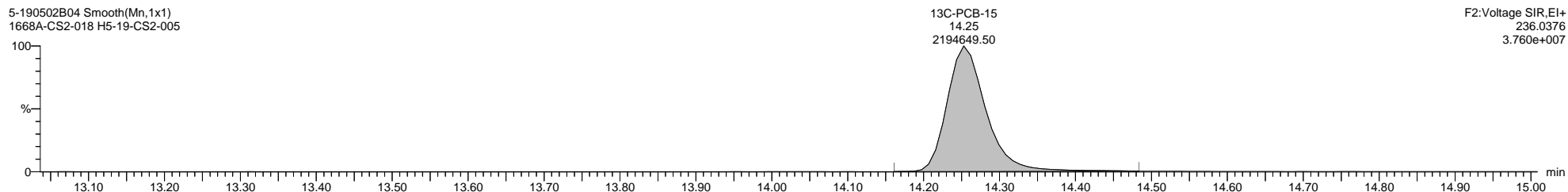

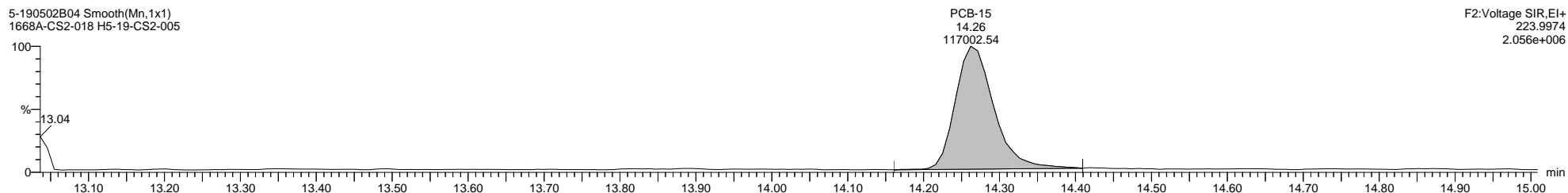

MassLynx MassLynx V4.1 SCN 901

Dataset: I:\Organics Instrument\HIGHRES GCMS Completed Results Files\HR-5\ICALs\5-190502B-ICAL.qld

Last Altered: Friday, May 03, 2019 08:59:50 Eastern Daylight Time

Printed: Thursday, May 16, 2019 16:27:00 Eastern Daylight Time

Name: 5-190502B04, Date: 02-May-2019, Time: 14:13:57, ID: H5-19-CS2-005, Description: 1668A-CS2-018, Vial: Tray1:42



Quantify Sample Template Report

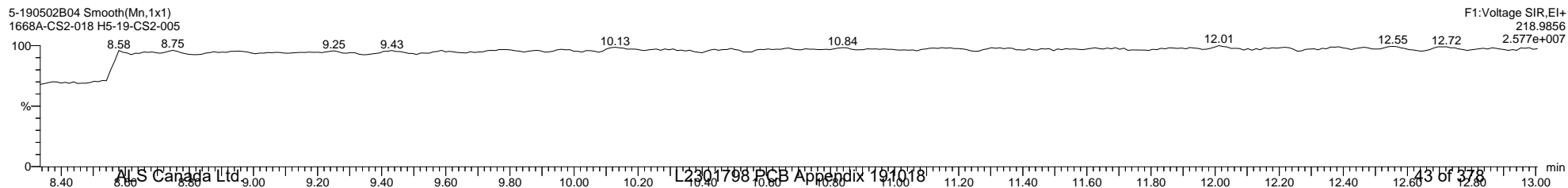
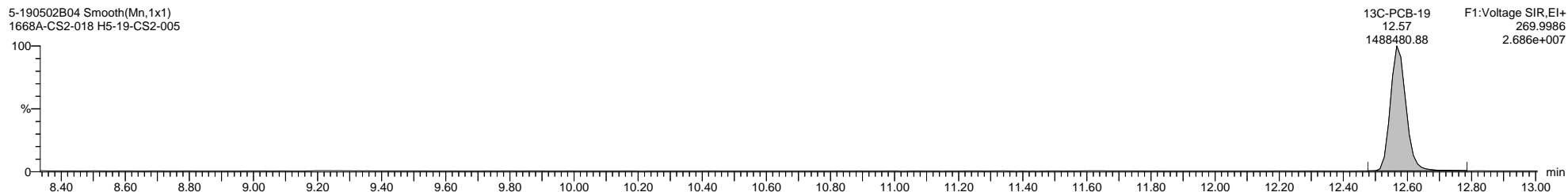
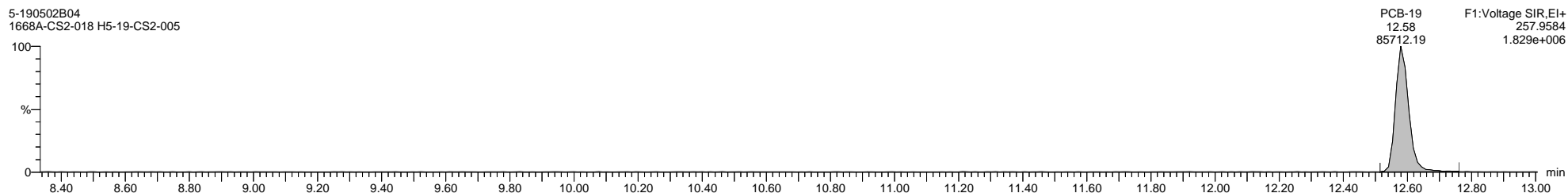
MassLynx MassLynx V4.1 SCN 901

Dataset: I:\Organics Instrument\HIGHRES GCMS Completed Results Files\HR-5\ICALs\5-190502B-ICAL.qld

Last Altered: Friday, May 03, 2019 08:59:50 Eastern Daylight Time

Printed: Thursday, May 16, 2019 16:27:00 Eastern Daylight Time

Name: 5-190502B04, Date: 02-May-2019, Time: 14:13:57, ID: H5-19-CS2-005, Description: 1668A-CS2-018, Vial: Tray1:42



Quantify Sample Template Report


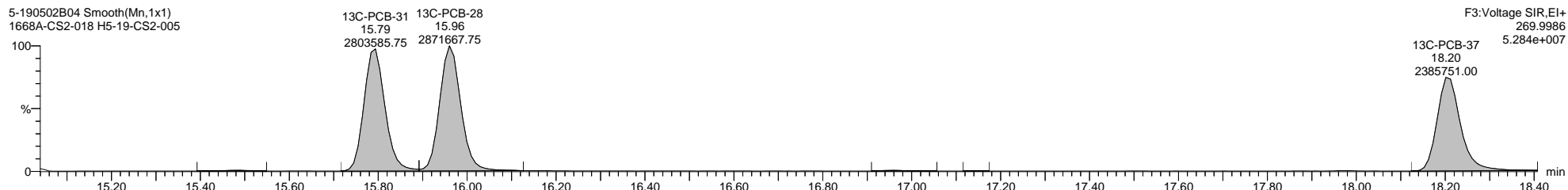

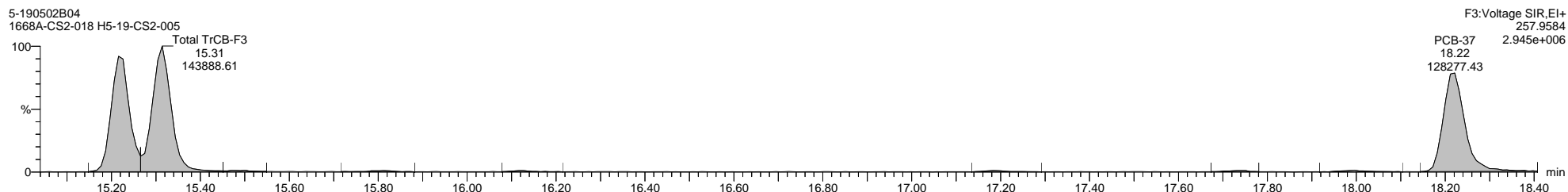

MassLynx MassLynx V4.1 SCN 901

Dataset: I:\Organics Instrument\HIGHRES GCMS Completed Results Files\HR-5\ICALs\5-190502B-ICAL.qld

Last Altered: Friday, May 03, 2019 08:59:50 Eastern Daylight Time

Printed: Thursday, May 16, 2019 16:27:00 Eastern Daylight Time

Name: 5-190502B04, Date: 02-May-2019, Time: 14:13:57, ID: H5-19-CS2-005, Description: 1668A-CS2-018, Vial: Tray1:42





Quantify Sample Template Report


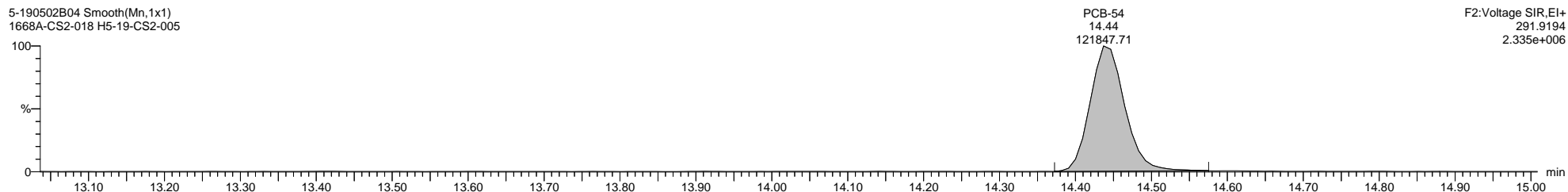

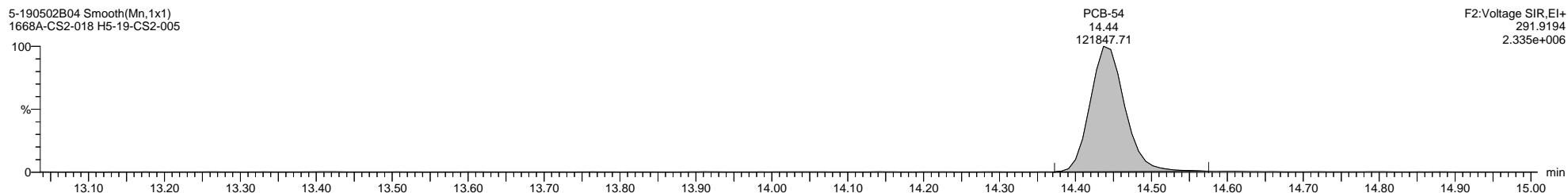

MassLynx MassLynx V4.1 SCN 901

Dataset: I:\Organics Instrument\HIGHRES GCMS Completed Results Files\HR-5\ICALs\5-190502B-ICAL.qld

Last Altered: Friday, May 03, 2019 08:59:50 Eastern Daylight Time

Printed: Thursday, May 16, 2019 16:27:00 Eastern Daylight Time

Name: 5-190502B04, Date: 02-May-2019, Time: 14:13:57, ID: H5-19-CS2-005, Description: 1668A-CS2-018, Vial: Tray1:42



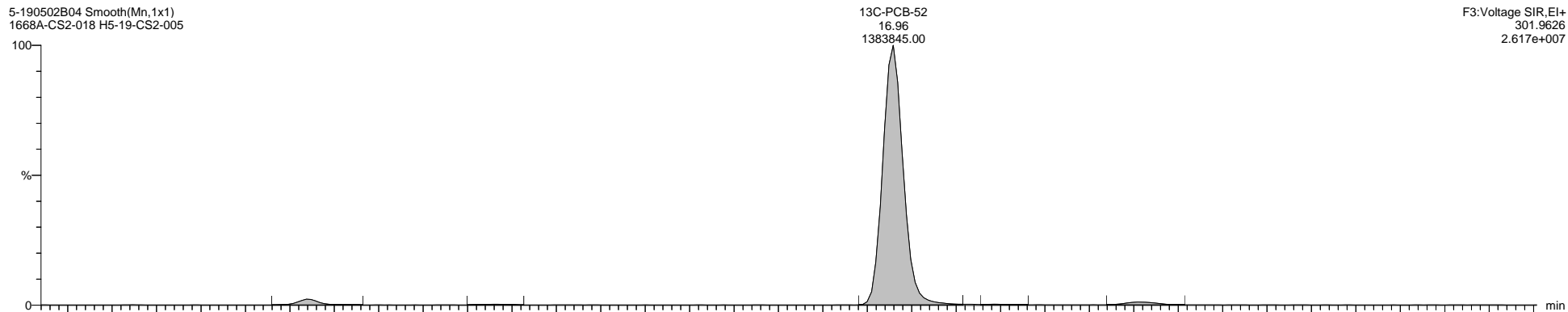
Dataset: I:\Organics Instrument\HIGHRES GCMS Completed Results Files\HR-5\ICALs\5-190502B-ICAL.qld

Last Altered: Friday, May 03, 2019 08:59:50 Eastern Daylight Time

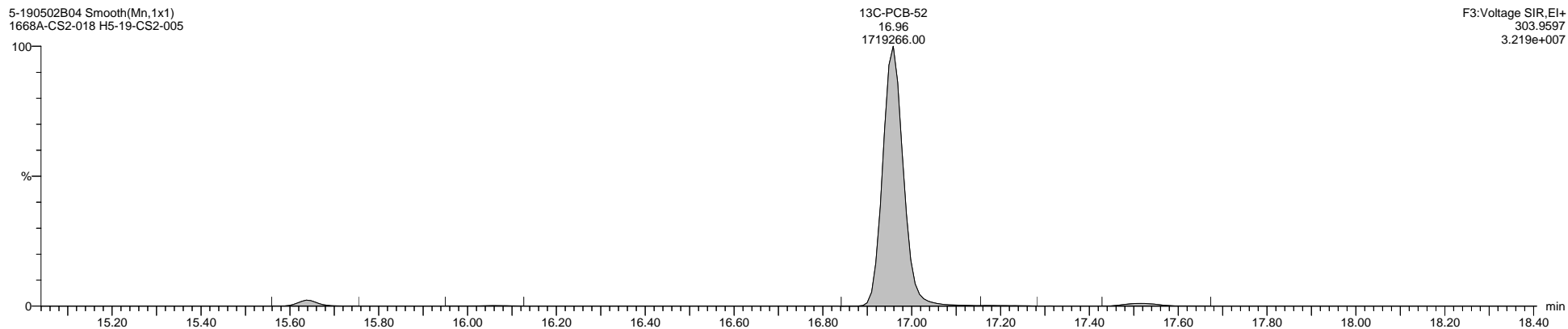
Printed: Thursday, May 16, 2019 16:27:00 Eastern Daylight Time

Name: 5-190502B04, Date: 02-May-2019, Time: 14:13:57, ID: H5-19-CS2-005, Description: 1668A-CS2-018, Vial: Tray1:42

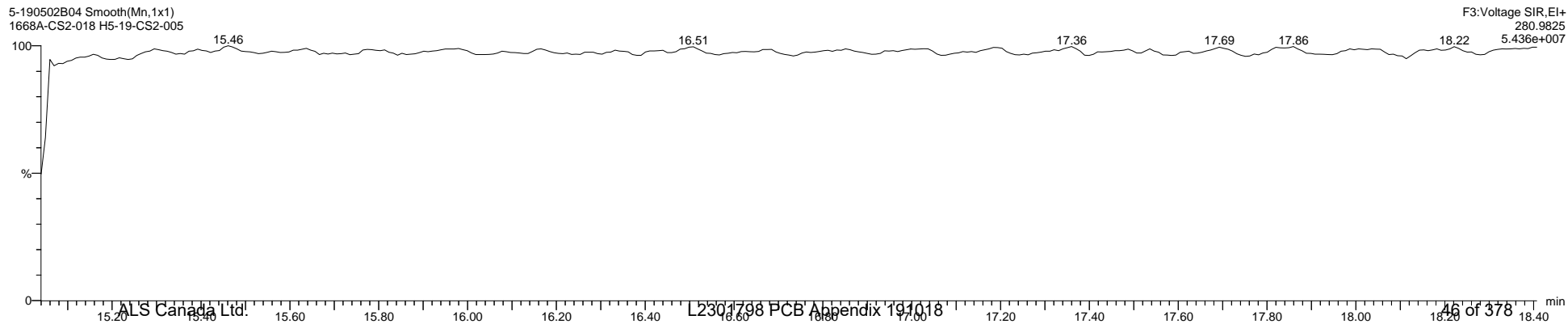
5-190502B04 Smooth(Mn,1x1)  
1668A-CS2-018 H5-19-CS2-005



5-190502B04 Smooth(Mn,1x1)  
1668A-CS2-018 H5-19-CS2-005



5-190502B04 Smooth(Mn,1x1)  
1668A-CS2-018 H5-19-CS2-005



Quantify Sample Template Report

MassLynx MassLynx V4.1 SCN 901

Dataset: I:\Organics Instrument\HIGHRES GCMS Completed Results Files\HR-5\ICALs\5-190502B-ICAL.qld

Last Altered: Friday, May 03, 2019 08:59:50 Eastern Daylight Time

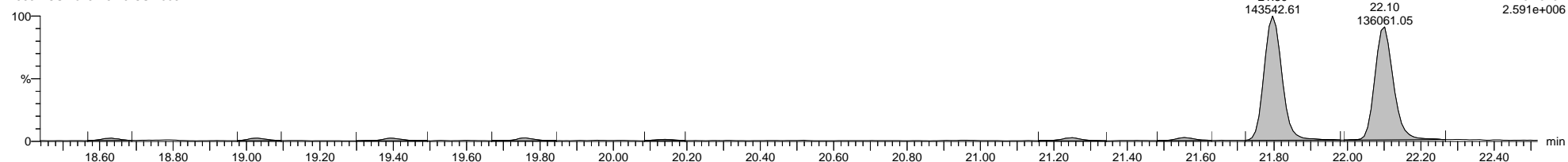
Printed: Thursday, May 16, 2019 16:27:00 Eastern Daylight Time

Name: 5-190502B04, Date: 02-May-2019, Time: 14:13:57, ID: H5-19-CS2-005, Description: 1668A-CS2-018, Vial: Tray1:42

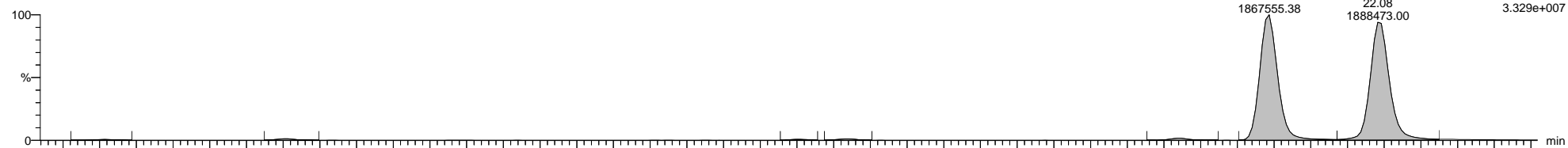
5-190502B04 Smooth(Mn,1x1)  
1668A-CS2-018 H5-19-CS2-005



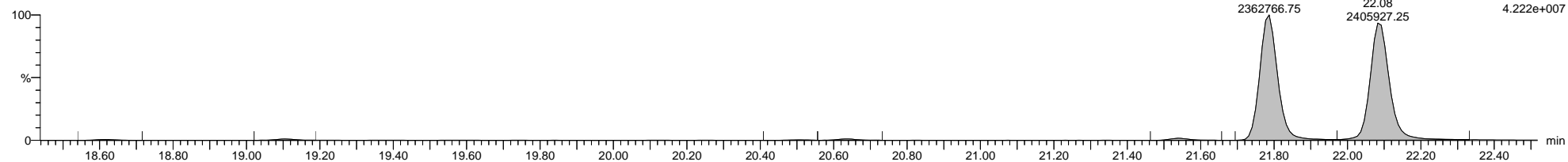
5-190502B04 Smooth(Mn,1x1)  
1668A-CS2-018 H5-19-CS2-005



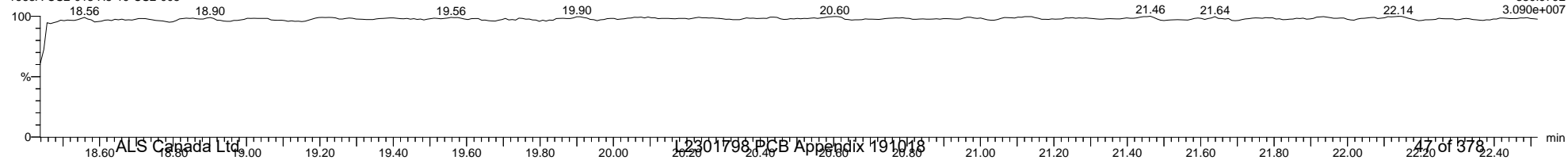
5-190502B04 Smooth(Mn,1x1)  
1668A-CS2-018 H5-19-CS2-005



5-190502B04 Smooth(Mn,1x1)  
1668A-CS2-018 H5-19-CS2-005



5-190502B04 Smooth(Mn,1x1)  
1668A-CS2-018 H5-19-CS2-005



Quantify Sample Template Report

MassLynx MassLynx V4.1 SCN 901


Dataset: I:\Organics Instrument\HIGHRES GCMS Completed Results Files\HR-5\ICALs\5-190502B-ICAL.qld

Last Altered: Friday, May 03, 2019 08:59:50 Eastern Daylight Time

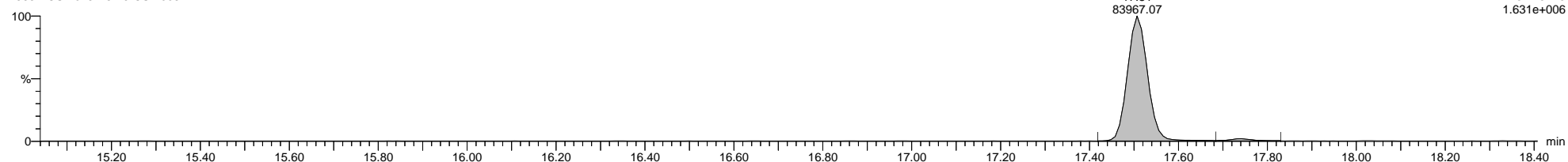
Printed: Thursday, May 16, 2019 16:27:00 Eastern Daylight Time

Name: 5-190502B04, Date: 02-May-2019, Time: 14:13:57, ID: H5-19-CS2-005, Description: 1668A-CS2-018, Vial: Tray1:42


5-190502B04 Smooth(Mn,1x1)  
1668A-CS2-018 H5-19-CS2-005



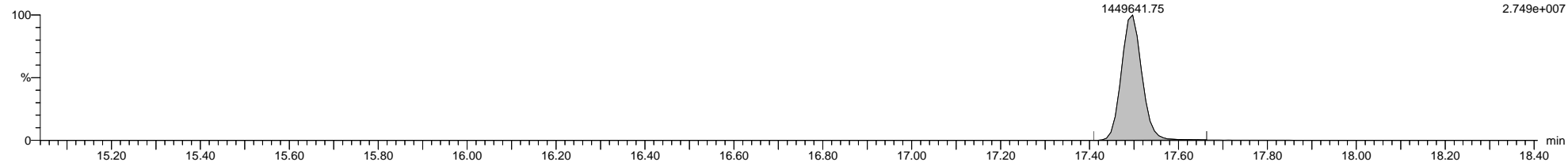
5-190502B04 Smooth(Mn,1x1)  
1668A-CS2-018 H5-19-CS2-005



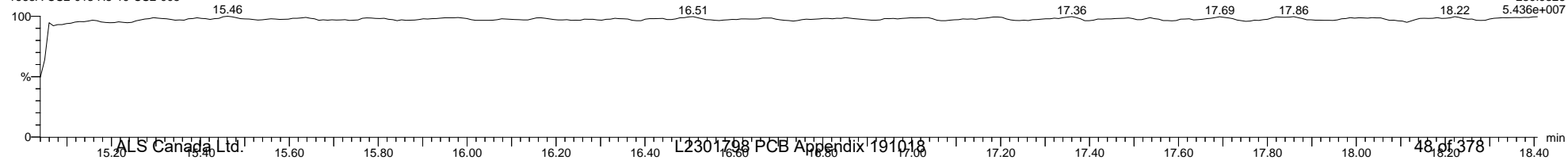
5-190502B04 Smooth(Mn,1x1)  
1668A-CS2-018 H5-19-CS2-005



5-190502B04 Smooth(Mn,1x1)  
1668A-CS2-018 H5-19-CS2-005



5-190502B04 Smooth(Mn,1x1)  
1668A-CS2-018 H5-19-CS2-005



Quantify Sample Template Report

MassLynx MassLynx V4.1 SCN 901

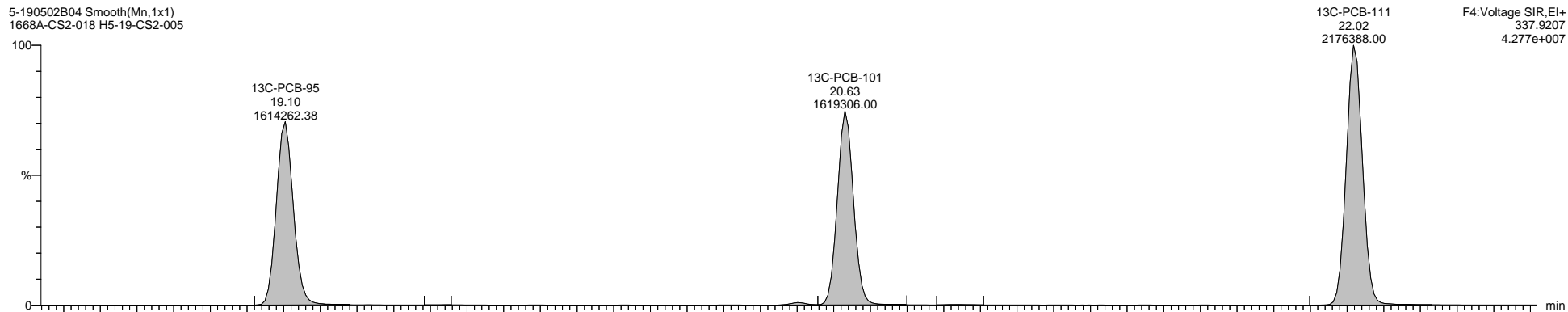
Dataset: I:\Organics Instrument\HIGHRES GCMS Completed Results Files\HR-5\ICALs\5-190502B-ICAL.qld

Last Altered: Friday, May 03, 2019 08:59:50 Eastern Daylight Time

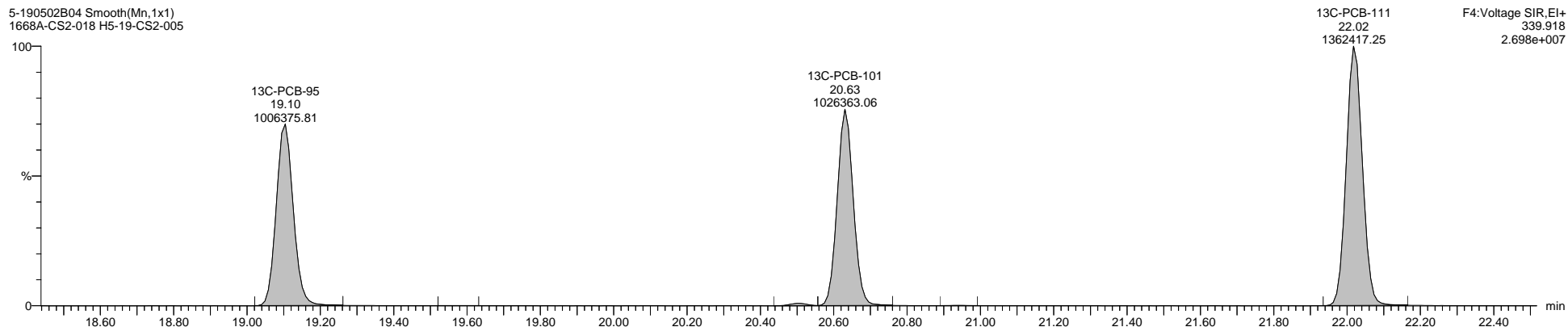
Printed: Thursday, May 16, 2019 16:27:00 Eastern Daylight Time

Name: 5-190502B04, Date: 02-May-2019, Time: 14:13:57, ID: H5-19-CS2-005, Description: 1668A-CS2-018, Vial: Tray1:42

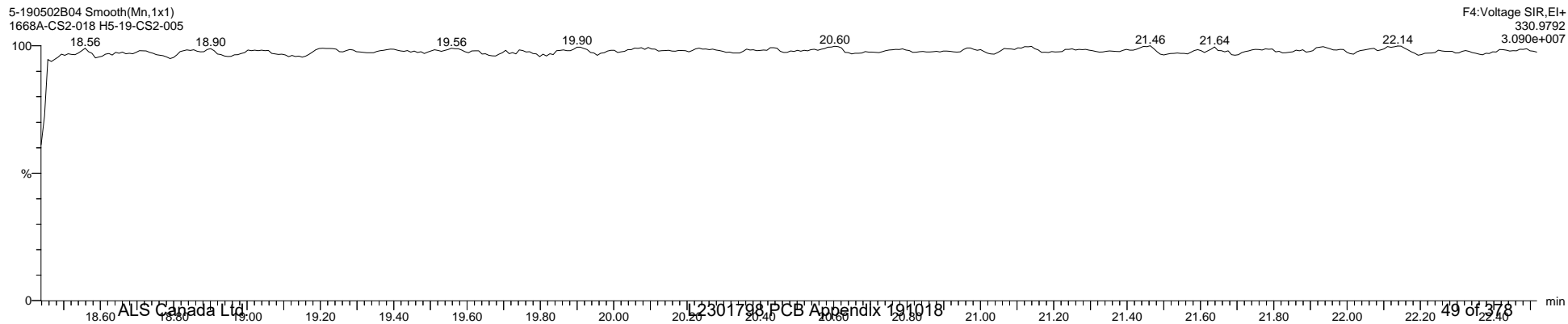
5-190502B04 Smooth(Mn,1x1)  
1668A-CS2-018 H5-19-CS2-005



5-190502B04 Smooth(Mn,1x1)  
1668A-CS2-018 H5-19-CS2-005



5-190502B04 Smooth(Mn,1x1)  
1668A-CS2-018 H5-19-CS2-005



Quantify Sample Template Report

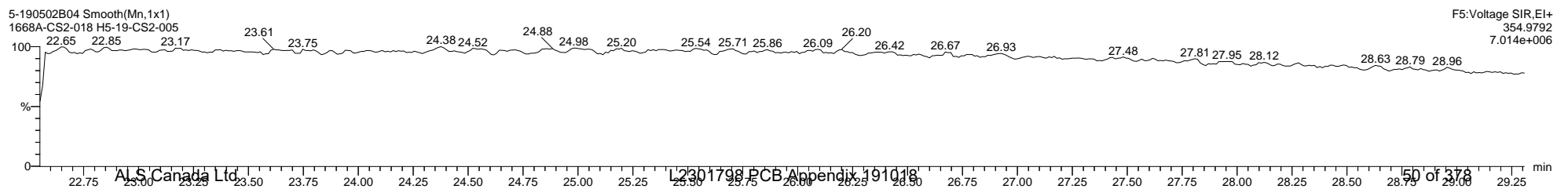
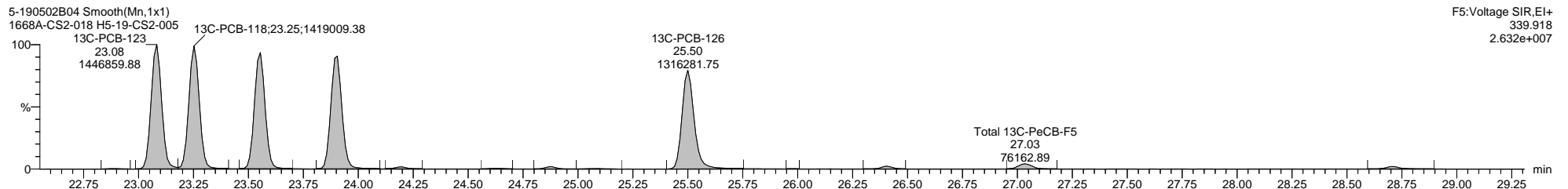
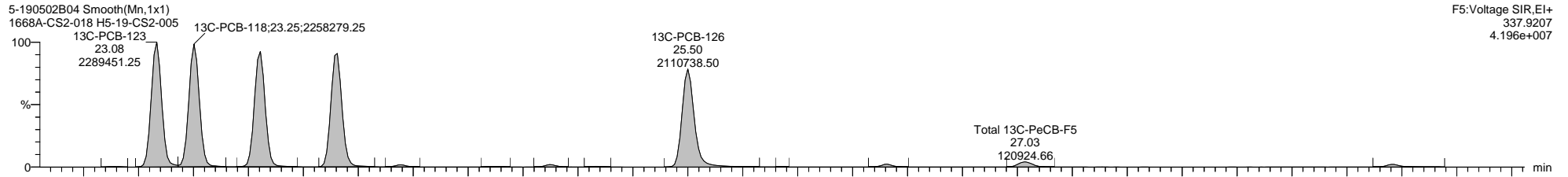
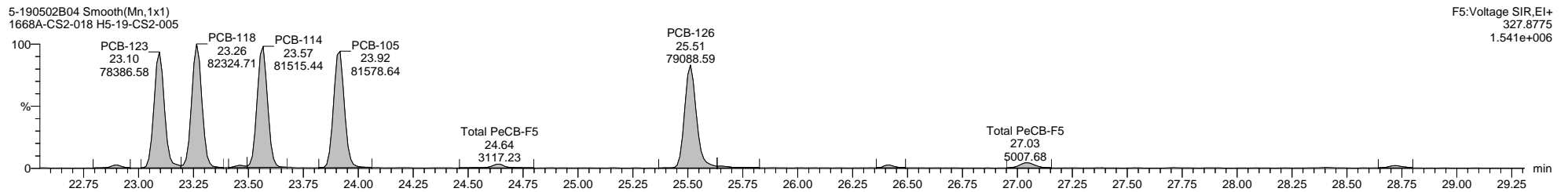
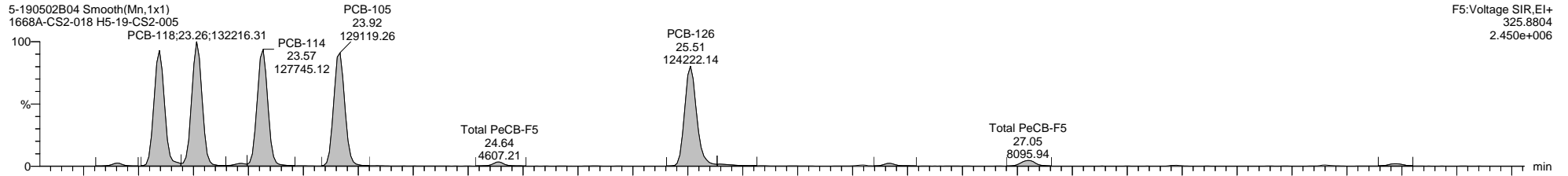
MassLynx MassLynx V4.1 SCN 901

Dataset: I:\Organics Instrument\HIGHRES GCMS Completed Results Files\HR-5\ICALs\5-190502B-ICAL.qld

Last Altered: Friday, May 03, 2019 08:59:50 Eastern Daylight Time

Printed: Thursday, May 16, 2019 16:27:00 Eastern Daylight Time

Name: 5-190502B04, Date: 02-May-2019, Time: 14:13:57, ID: H5-19-CS2-005, Description: 1668A-CS2-018, Vial: Tray1:42



Quantify Sample Template Report

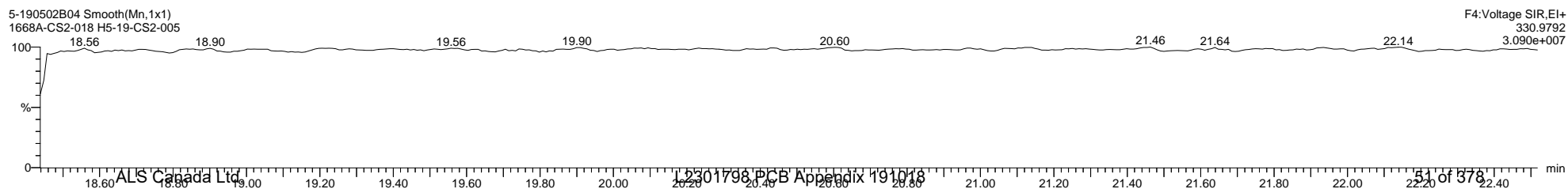
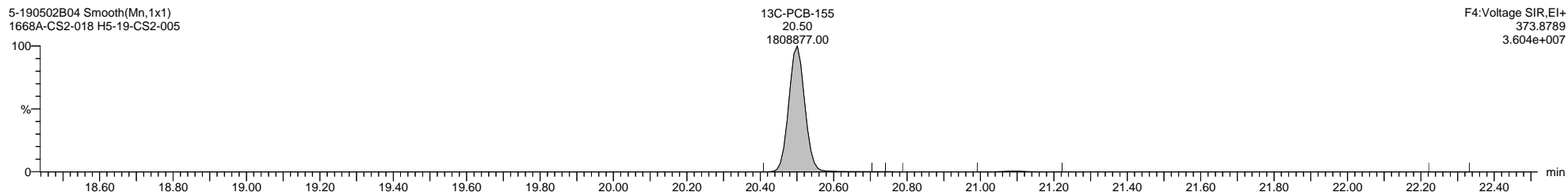
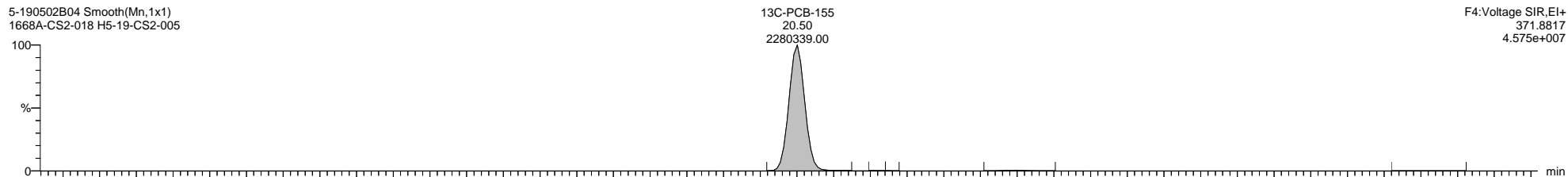
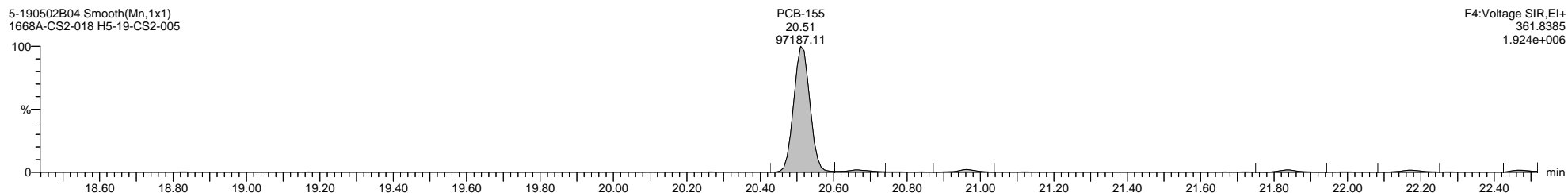
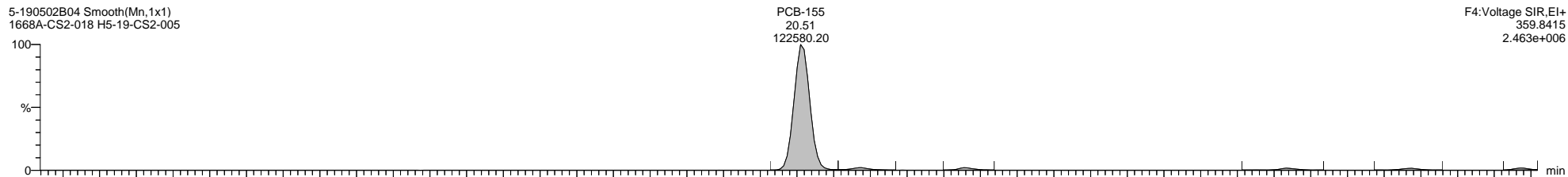
MassLynx MassLynx V4.1 SCN 901

Dataset: I:\Organics Instrument\HIGHRES GCMS Completed Results Files\HR-5\ICALs\5-190502B-ICAL.qld

Last Altered: Friday, May 03, 2019 08:59:50 Eastern Daylight Time

Printed: Thursday, May 16, 2019 16:27:00 Eastern Daylight Time

Name: 5-190502B04, Date: 02-May-2019, Time: 14:13:57, ID: H5-19-CS2-005, Description: 1668A-CS2-018, Vial: Tray1:42



Quantify Sample Template Report

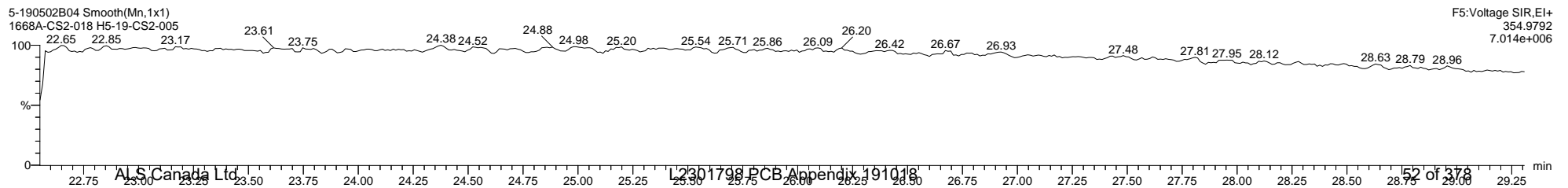
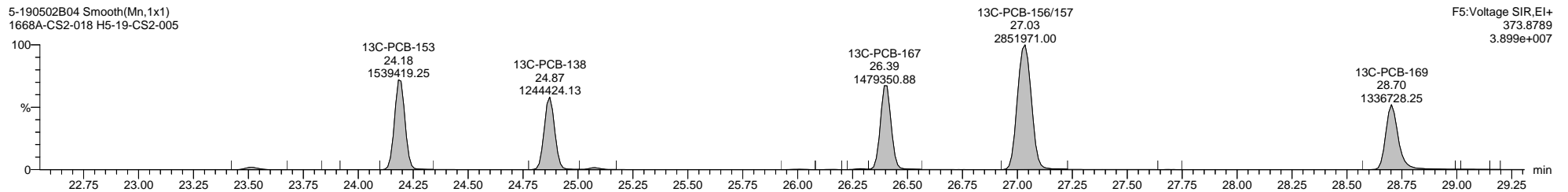
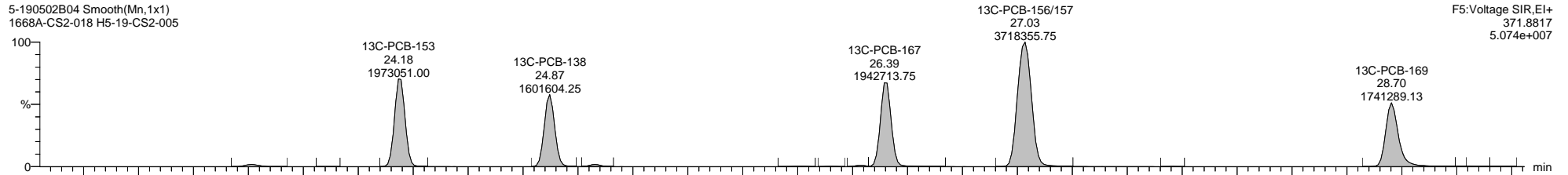
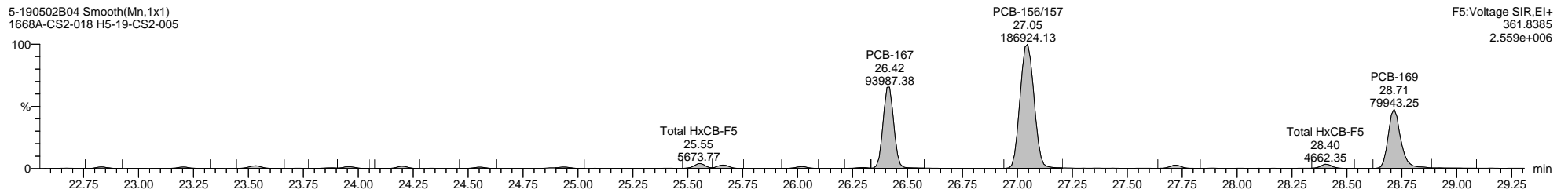
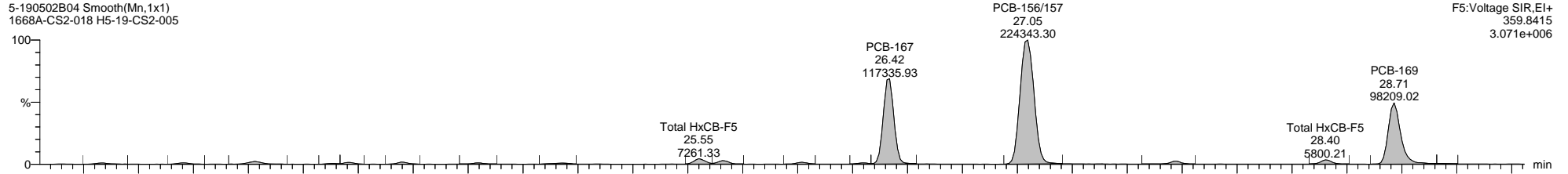
MassLynx MassLynx V4.1 SCN 901

Dataset: I:\Organics Instrument\HIGHRES GCMS Completed Results Files\HR-5\ICALs\5-190502B-ICAL.qld

Last Altered: Friday, May 03, 2019 08:59:50 Eastern Daylight Time

Printed: Thursday, May 16, 2019 16:27:00 Eastern Daylight Time

Name: 5-190502B04, Date: 02-May-2019, Time: 14:13:57, ID: H5-19-CS2-005, Description: 1668A-CS2-018, Vial: Tray1:42





Quantify Sample Template Report

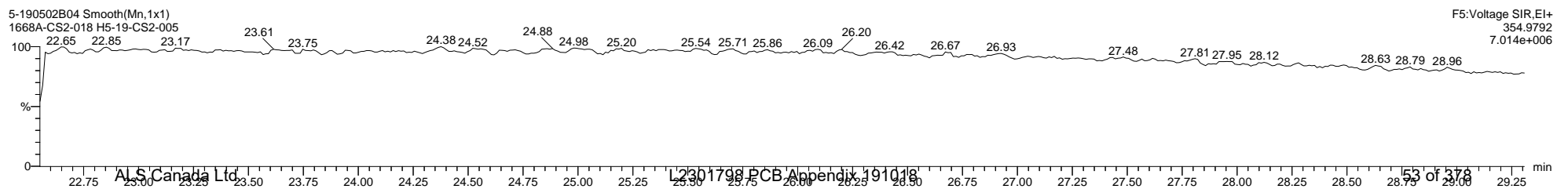
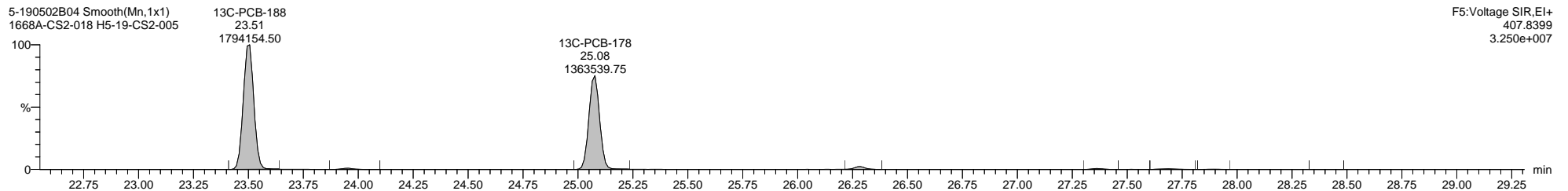
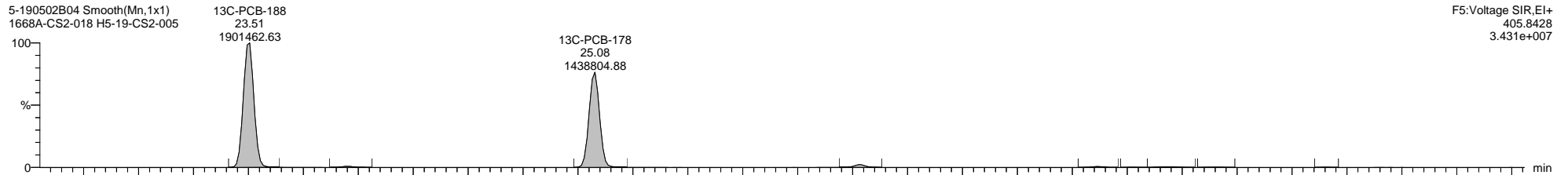
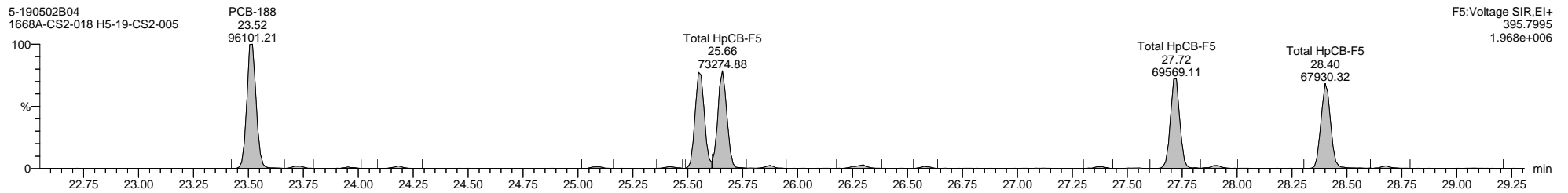
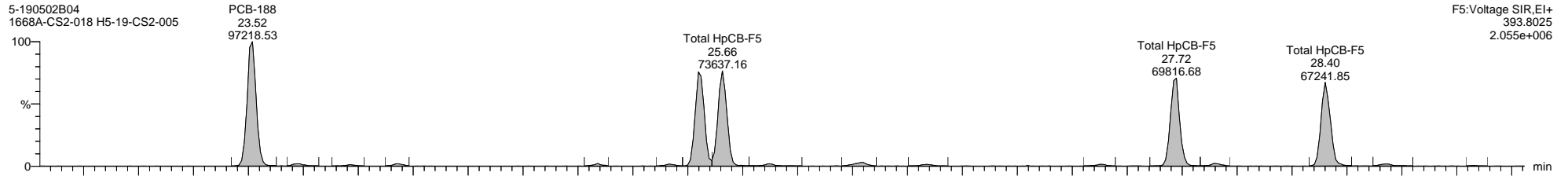
MassLynx MassLynx V4.1 SCN 901

Dataset: I:\Organics Instrument\HIGHRES GCMS Completed Results Files\HR-5\ICALs\5-190502B-ICAL.qld

Last Altered: Friday, May 03, 2019 08:59:50 Eastern Daylight Time

Printed: Thursday, May 16, 2019 16:27:00 Eastern Daylight Time

Name: 5-190502B04, Date: 02-May-2019, Time: 14:13:57, ID: H5-19-CS2-005, Description: 1668A-CS2-018, Vial: Tray1:42



Quantify Sample Template Report

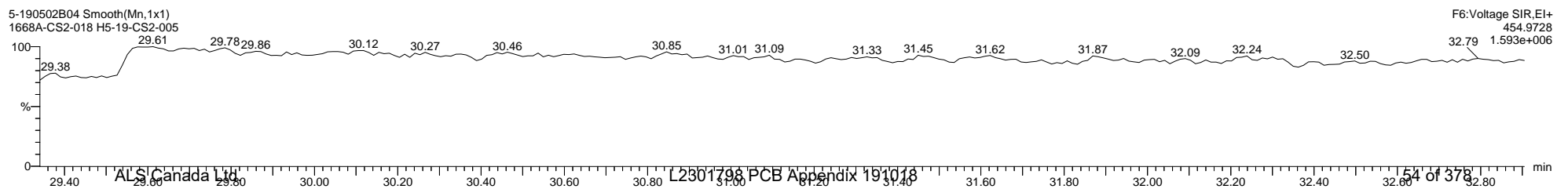
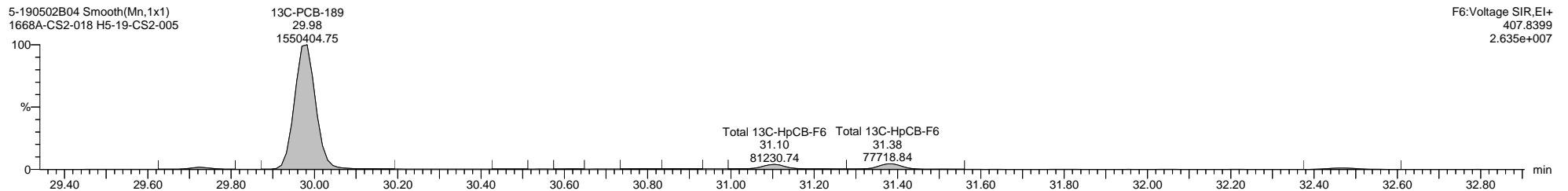
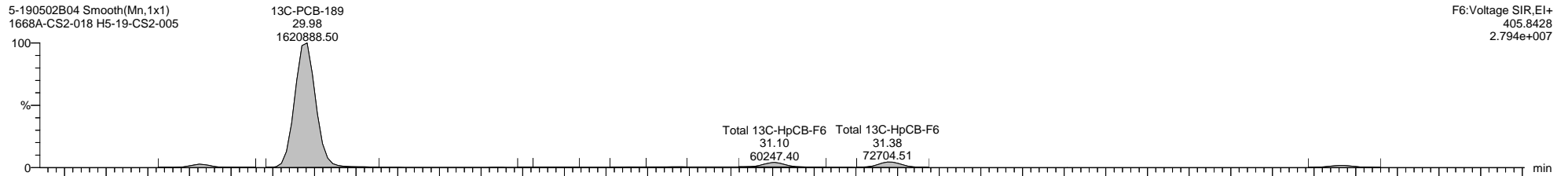
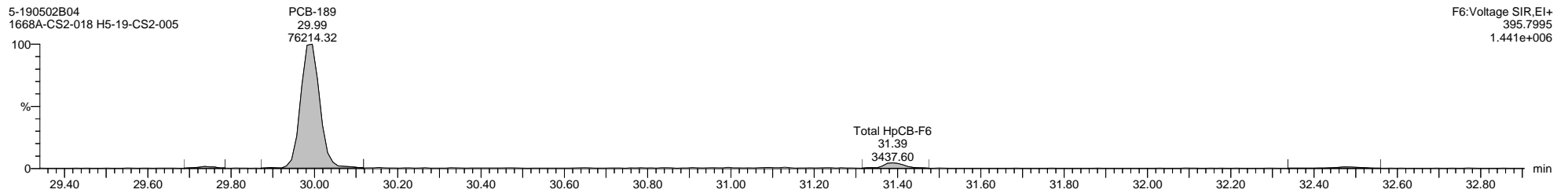
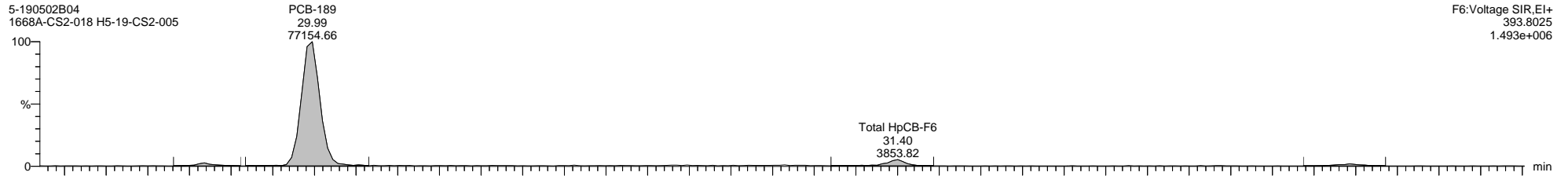
MassLynx MassLynx V4.1 SCN 901

Dataset: I:\Organics Instrument\HIGHRES GCMS Completed Results Files\HR-5\ICALs\5-190502B-ICAL.qld

Last Altered: Friday, May 03, 2019 08:59:50 Eastern Daylight Time

Printed: Thursday, May 16, 2019 16:27:00 Eastern Daylight Time

Name: 5-190502B04, Date: 02-May-2019, Time: 14:13:57, ID: H5-19-CS2-005, Description: 1668A-CS2-018, Vial: Tray1:42



Quantify Sample Template Report

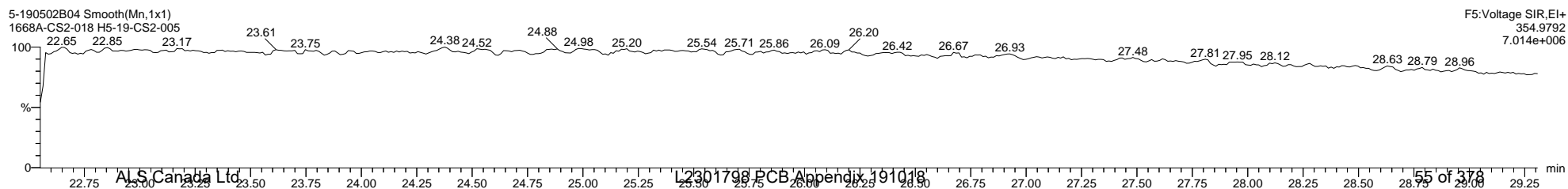
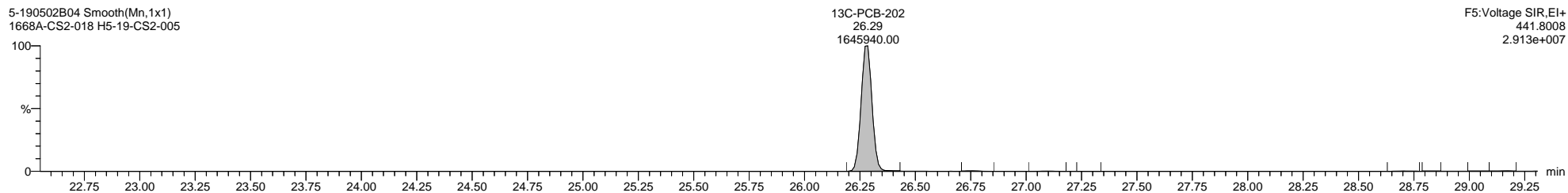
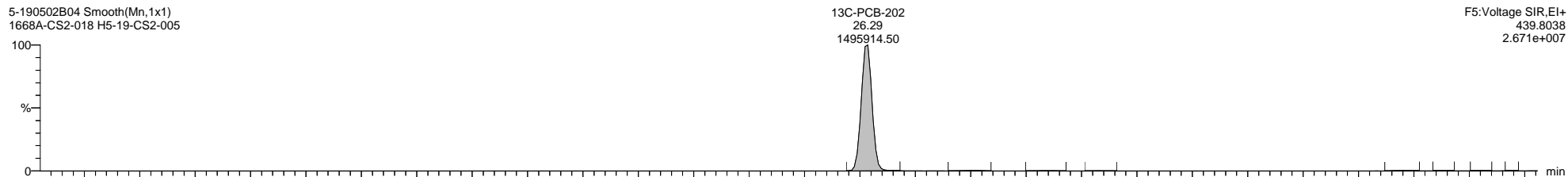
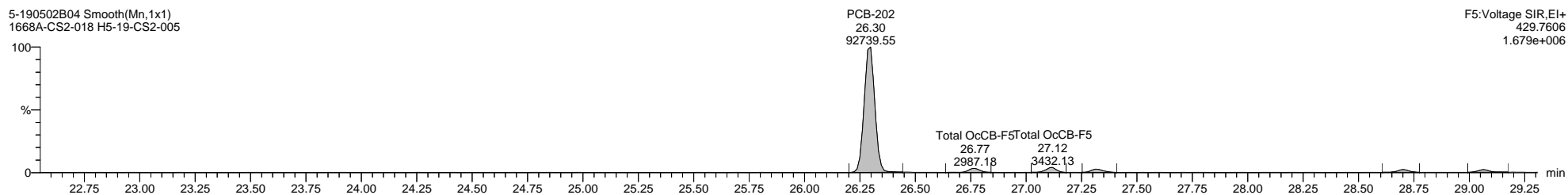
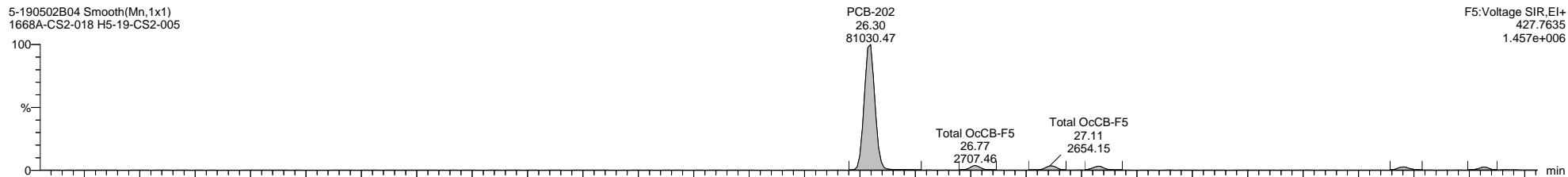
MassLynx MassLynx V4.1 SCN 901

Dataset: I:\Organics Instrument\HIGHRES GCMS Completed Results Files\HR-5\ICALs\5-190502B-ICAL.qld

Last Altered: Friday, May 03, 2019 08:59:50 Eastern Daylight Time

Printed: Thursday, May 16, 2019 16:27:00 Eastern Daylight Time

Name: 5-190502B04, Date: 02-May-2019, Time: 14:13:57, ID: H5-19-CS2-005, Description: 1668A-CS2-018, Vial: Tray1:42



Quantify Sample Template Report

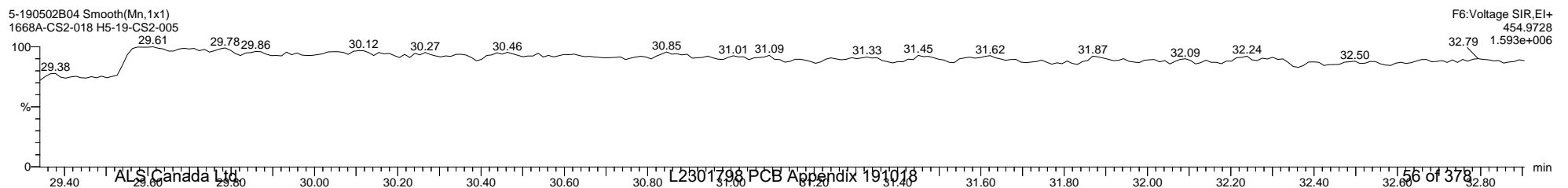
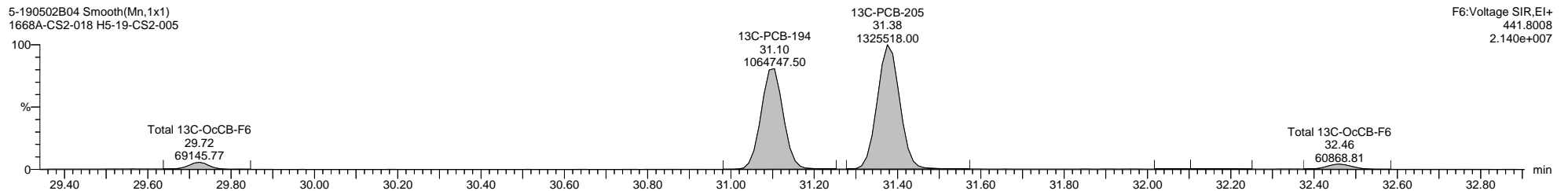
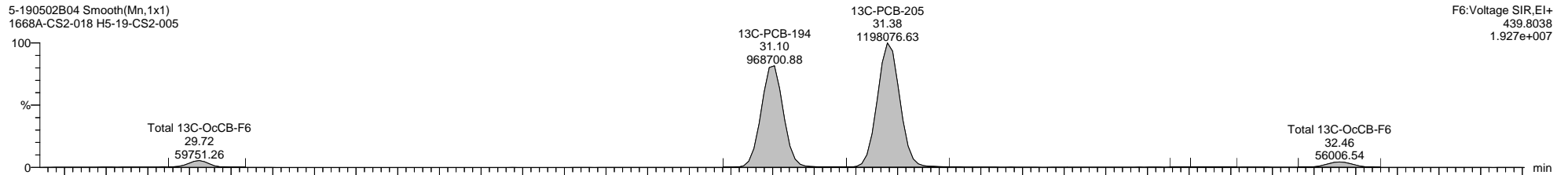
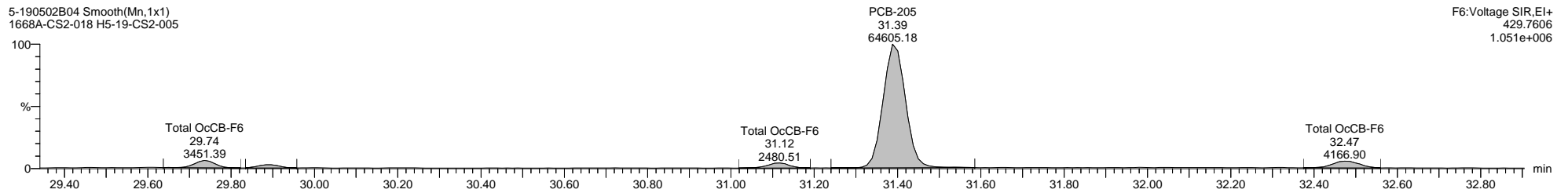
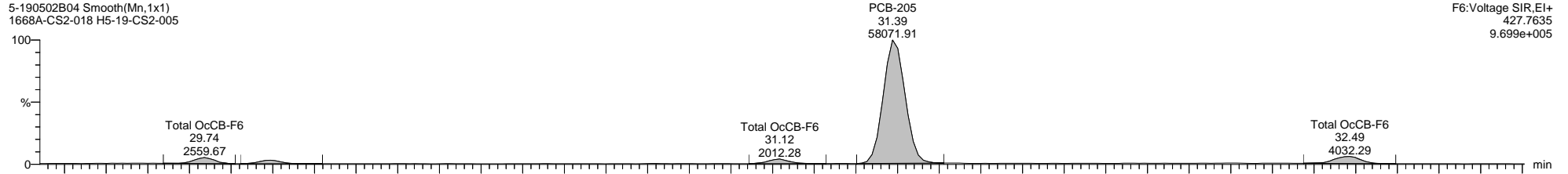
MassLynx MassLynx V4.1 SCN 901

Dataset: I:\Organics Instrument\HIGHRES GCMS Completed Results Files\HR-5ICALs\5-190502B-ICAL.qld

Last Altered: Friday, May 03, 2019 08:59:50 Eastern Daylight Time

Printed: Thursday, May 16, 2019 16:27:00 Eastern Daylight Time

Name: 5-190502B04, Date: 02-May-2019, Time: 14:13:57, ID: H5-19-CS2-005, Description: 1668A-CS2-018, Vial: Tray1:42



Quantify Sample Template Report

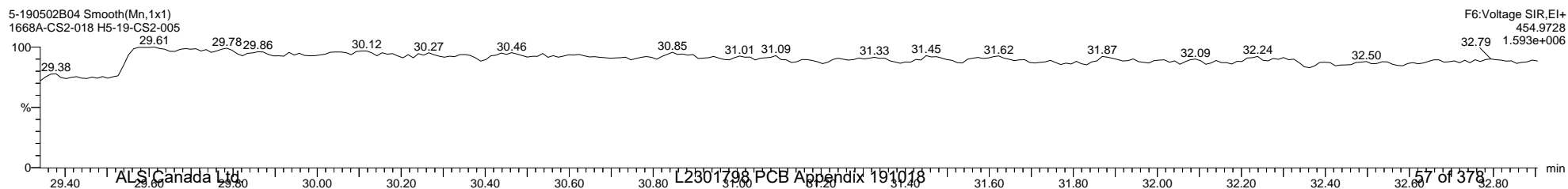
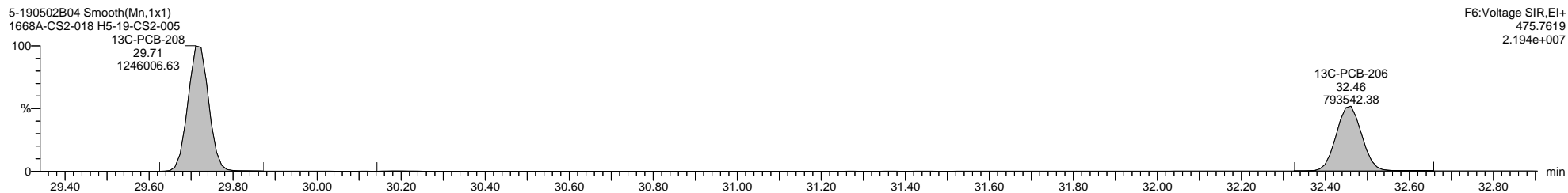
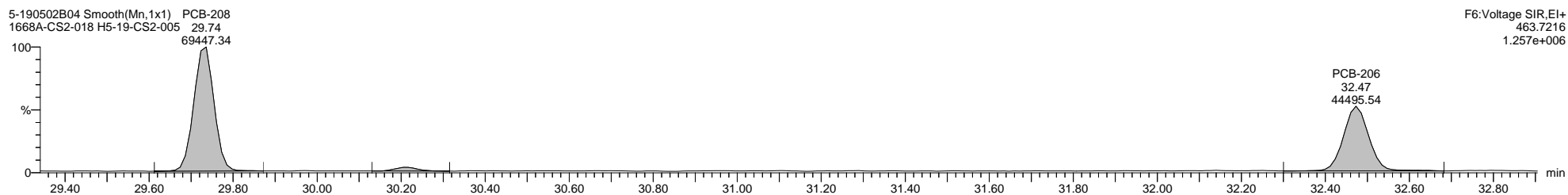
MassLynx MassLynx V4.1 SCN 901

Dataset: I:\Organics Instrument\HIGHRES GCMS Completed Results Files\HR-5\ICALs\5-190502B-ICAL.qld

Last Altered: Friday, May 03, 2019 08:59:50 Eastern Daylight Time

Printed: Thursday, May 16, 2019 16:27:00 Eastern Daylight Time

Name: 5-190502B04, Date: 02-May-2019, Time: 14:13:57, ID: H5-19-CS2-005, Description: 1668A-CS2-018, Vial: Tray1:42



Quantify Sample Template Report

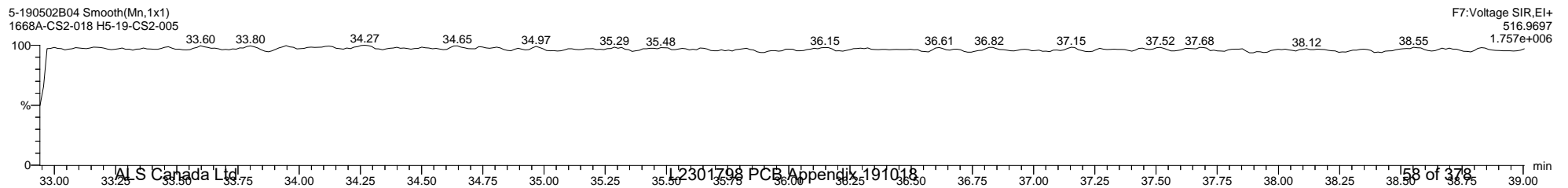
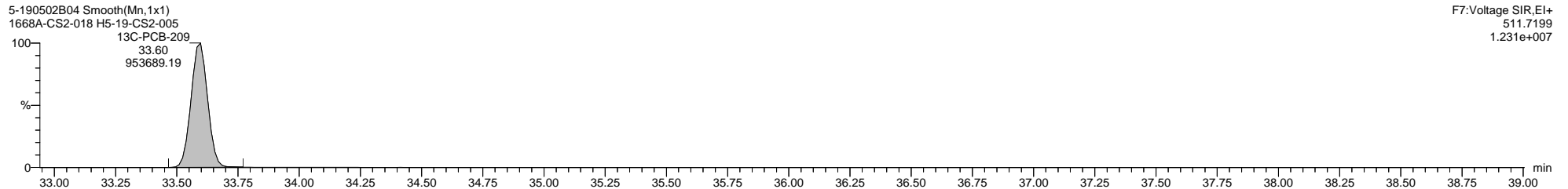
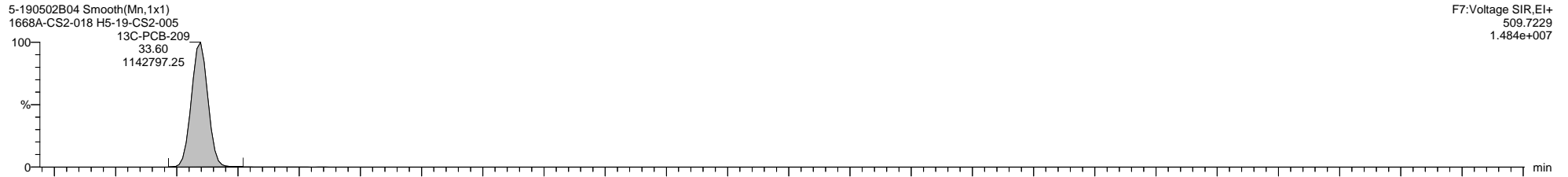
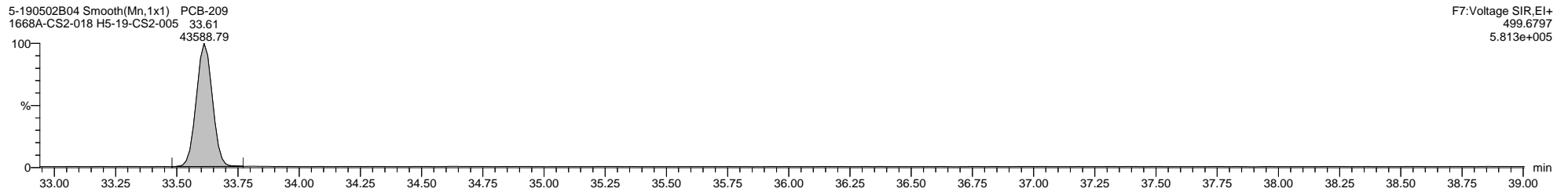
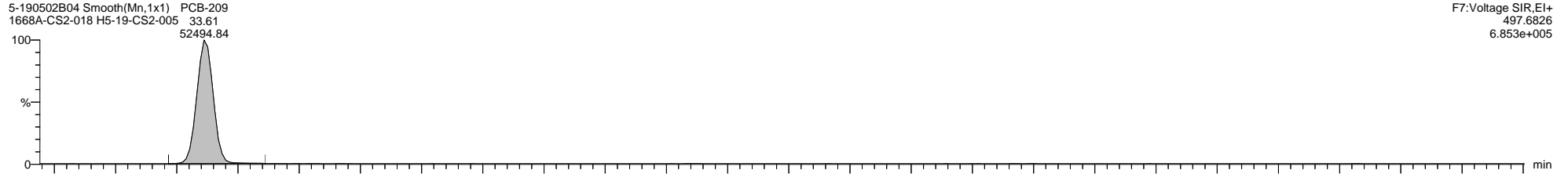
MassLynx MassLynx V4.1 SCN 901

Dataset: I:\Organics Instrument\HIGHRES GCMS Completed Results Files\HR-5\ICALs\5-190502B-ICAL.qld

Last Altered: Friday, May 03, 2019 08:59:50 Eastern Daylight Time

Printed: Thursday, May 16, 2019 16:27:00 Eastern Daylight Time

Name: 5-190502B04, Date: 02-May-2019, Time: 14:13:57, ID: H5-19-CS2-005, Description: 1668A-CS2-018, Vial: Tray1:42



Quantify Sample Template Report

MassLynx MassLynx V4.1 SCN 901

Dataset: I:\Organics Instrument\HIGHRES GCMS Completed Results Files\HR-5\ICALs\5-190502B-ICAL.qld

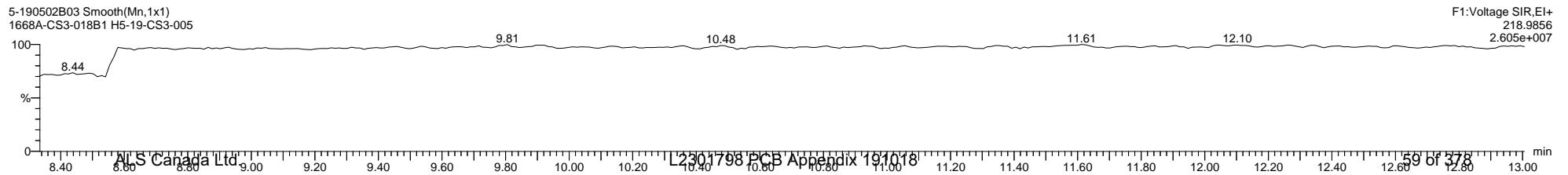
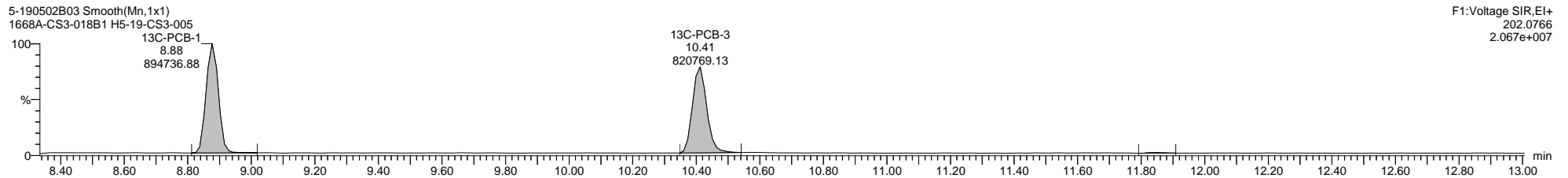
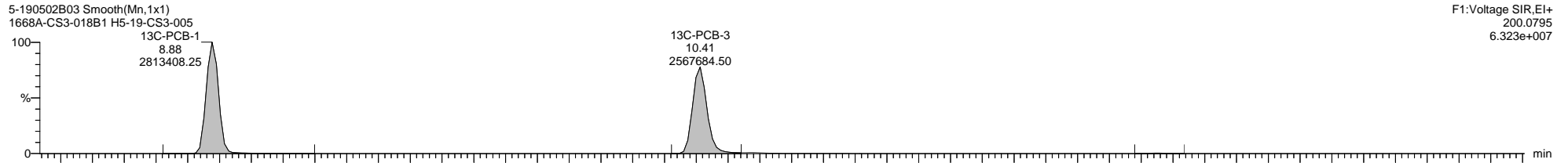
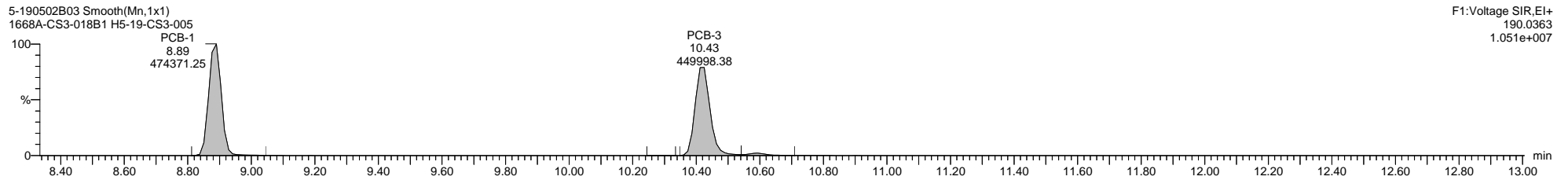
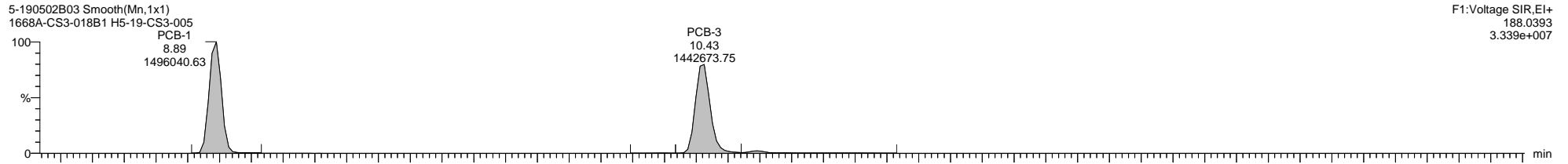
Last Altered: Friday, May 03, 2019 08:59:50 Eastern Daylight Time

Printed: Thursday, May 16, 2019 16:27:00 Eastern Daylight Time

Method: C:\MassLynx\PCB.PRO\MethDB\1668-OCTYL-1-ICAL.mdb 28 Dec 2018 11:55:27

Calibration: C:\MassLynx\PCB.PRO\CurveDB\5-190502B-ICAL.cdb 03 May 2019 08:59:50

Name: 5-190502B03, Date: 02-May-2019, Time: 13:31:47, ID: H5-19-CS3-005, Description: 1668A-CS3-018B1, Vial: Tray1:1



Quantify Sample Template Report

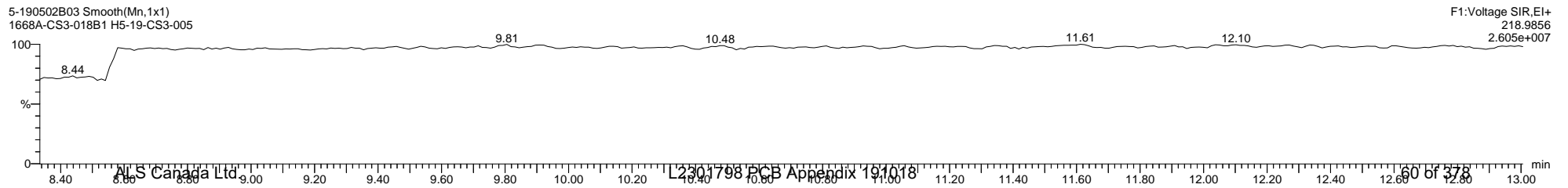
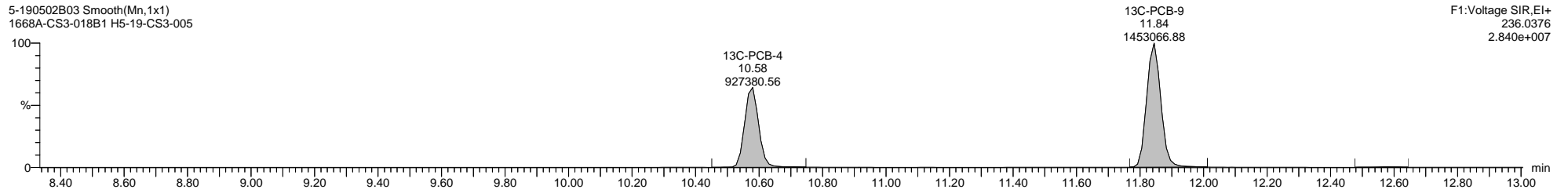
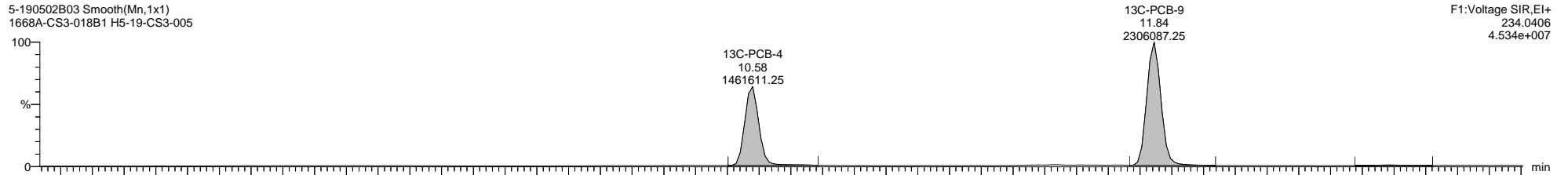
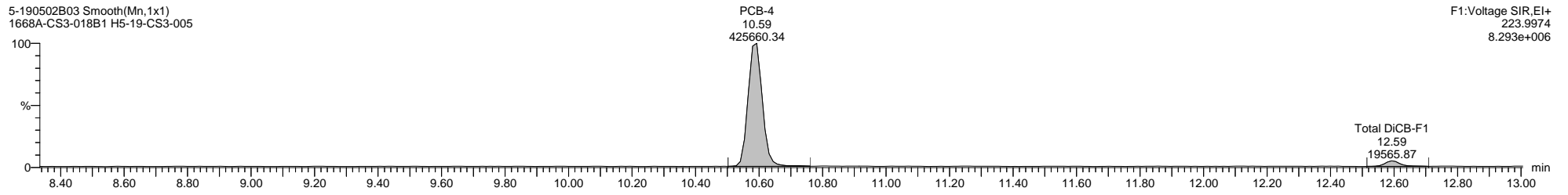
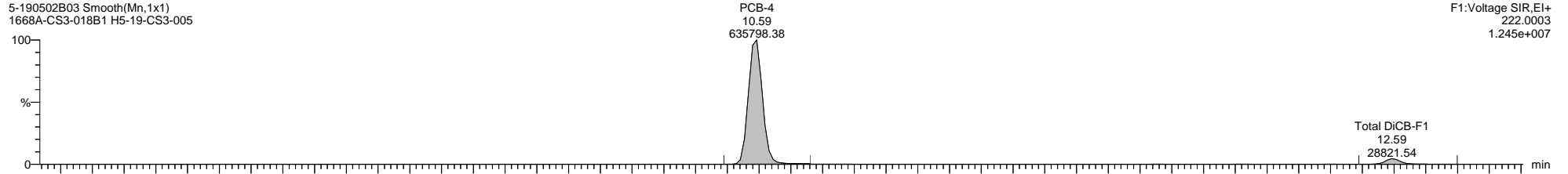
MassLynx MassLynx V4.1 SCN 901

Dataset: I:\Organics Instrument\HIGHRES GCMS Completed Results Files\HR-5ICALs\5-190502B-ICAL.qld

Last Altered: Friday, May 03, 2019 08:59:50 Eastern Daylight Time

Printed: Thursday, May 16, 2019 16:27:00 Eastern Daylight Time

Name: 5-190502B03, Date: 02-May-2019, Time: 13:31:47, ID: H5-19-CS3-005, Description: 1668A-CS3-018B1, Vial: Tray1:1





Quantify Sample Template Report


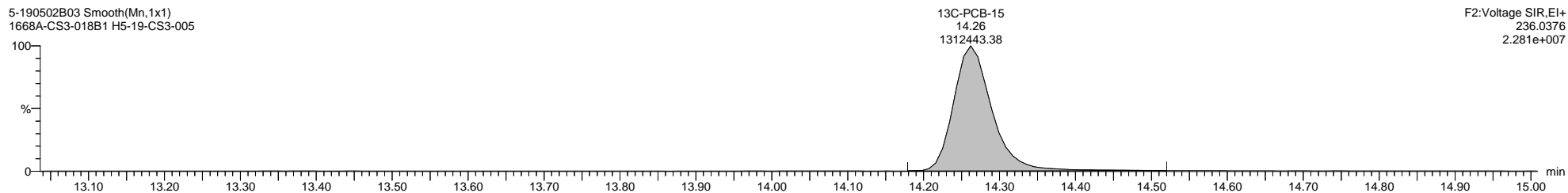

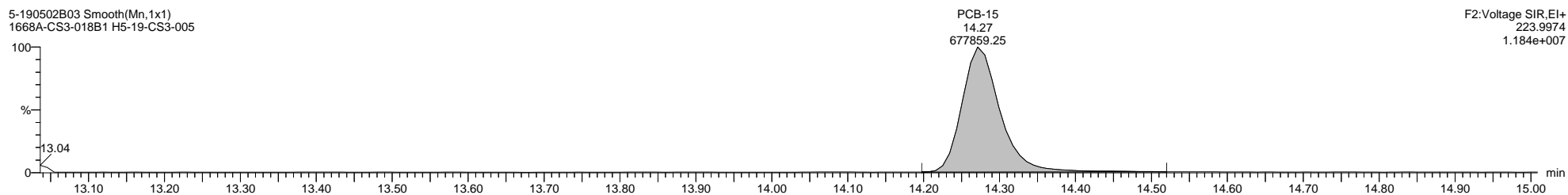

MassLynx MassLynx V4.1 SCN 901

Dataset: I:\Organics Instrument\HIGHRES GCMS Completed Results Files\HR-5\ICALs\5-190502B-ICAL.qld

Last Altered: Friday, May 03, 2019 08:59:50 Eastern Daylight Time

Printed: Thursday, May 16, 2019 16:27:00 Eastern Daylight Time

Name: 5-190502B03, Date: 02-May-2019, Time: 13:31:47, ID: H5-19-CS3-005, Description: 1668A-CS3-018B1, Vial: Tray1:1



Quantify Sample Template Report

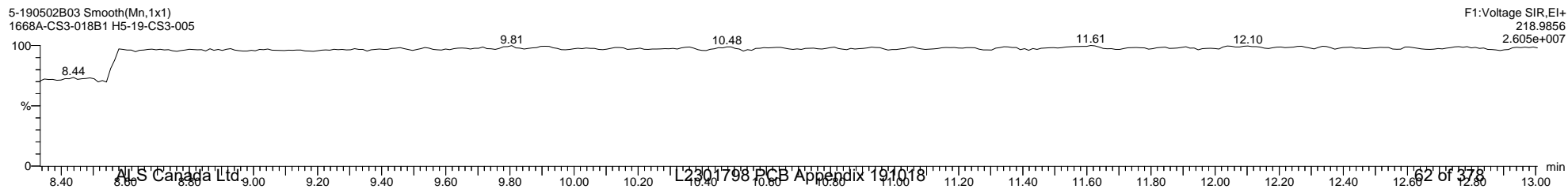
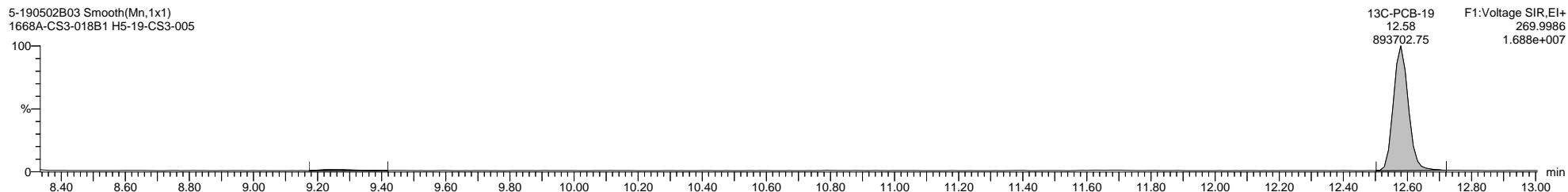

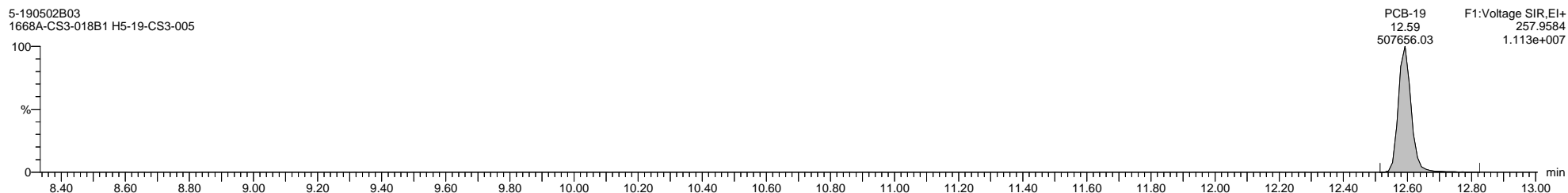

MassLynx MassLynx V4.1 SCN 901

Dataset: I:\Organics Instrument\HIGHRES GCMS Completed Results Files\HR-5\ICALs\5-190502B-ICAL.qld

Last Altered: Friday, May 03, 2019 08:59:50 Eastern Daylight Time

Printed: Thursday, May 16, 2019 16:27:00 Eastern Daylight Time

Name: 5-190502B03, Date: 02-May-2019, Time: 13:31:47, ID: H5-19-CS3-005, Description: 1668A-CS3-018B1, Vial: Tray1:1



Quantify Sample Template Report

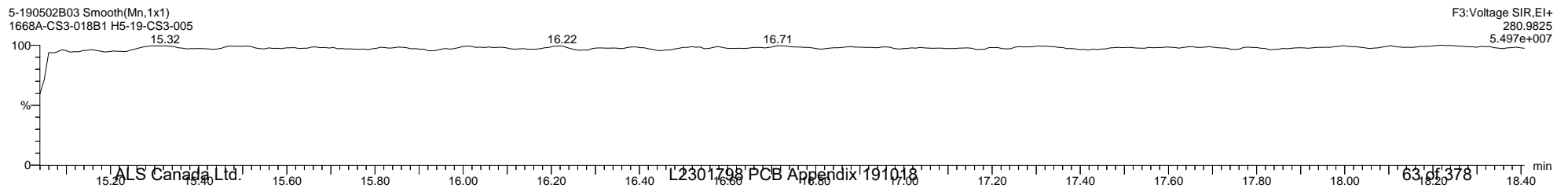
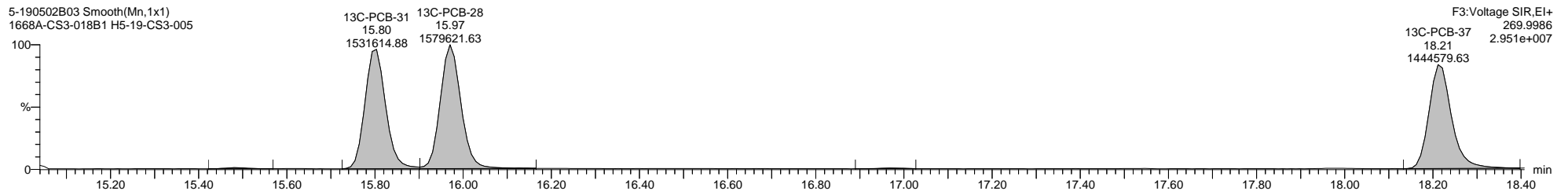
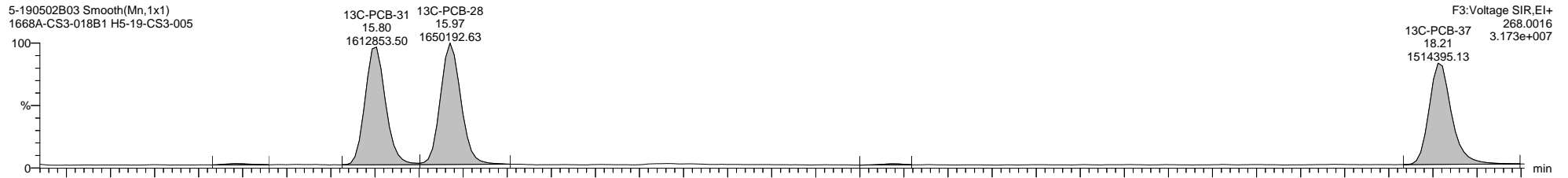
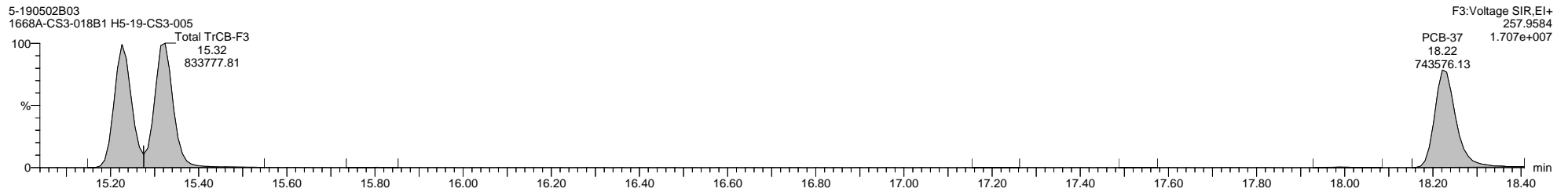
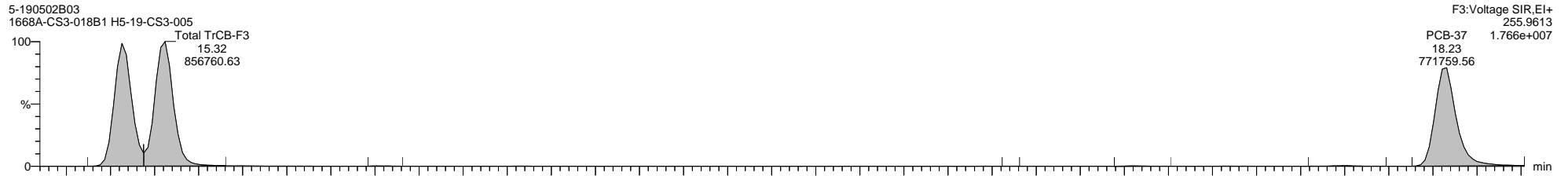
MassLynx MassLynx V4.1 SCN 901

Dataset: I:\Organics Instrument\HIGHRES GCMS Completed Results Files\HR-5\ICALs\5-190502B-ICAL.qld

Last Altered: Friday, May 03, 2019 08:59:50 Eastern Daylight Time

Printed: Thursday, May 16, 2019 16:27:00 Eastern Daylight Time

Name: 5-190502B03, Date: 02-May-2019, Time: 13:31:47, ID: H5-19-CS3-005, Description: 1668A-CS3-018B1, Vial: Tray1:1



Quantify Sample Template Report

MassLynx MassLynx V4.1 SCN 901


Dataset: I:\Organics Instrument\HIGHRES GCMS Completed Results Files\HR-5\ICALs\5-190502B-ICAL.qld

Last Altered: Friday, May 03, 2019 08:59:50 Eastern Daylight Time

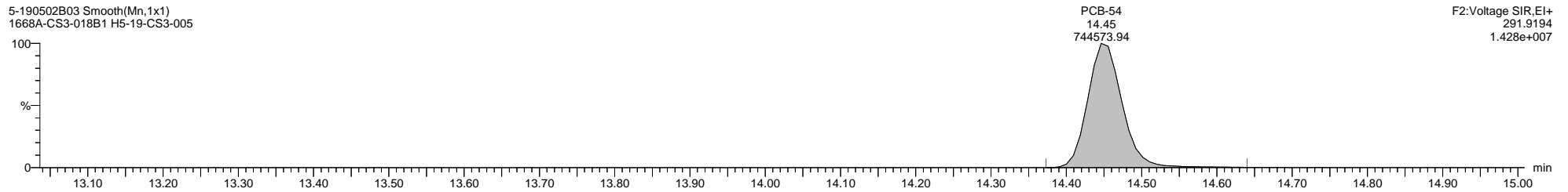
Printed: Thursday, May 16, 2019 16:27:00 Eastern Daylight Time

Name: 5-190502B03, Date: 02-May-2019, Time: 13:31:47, ID: H5-19-CS3-005, Description: 1668A-CS3-018B1, Vial: Tray1:1


5-190502B03 Smooth(Mn,1x1)  
1668A-CS3-018B1 H5-19-CS3-005



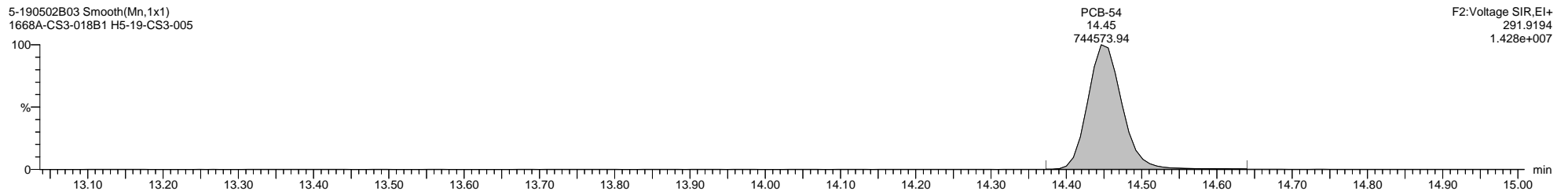
5-190502B03 Smooth(Mn,1x1)  
1668A-CS3-018B1 H5-19-CS3-005



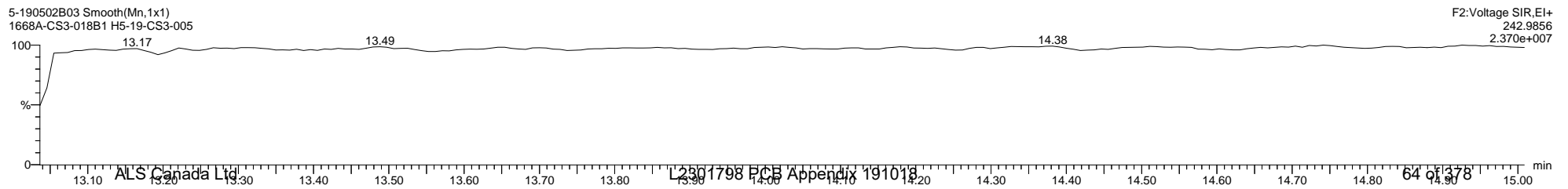
5-190502B03 Smooth(Mn,1x1)  
1668A-CS3-018B1 H5-19-CS3-005



5-190502B03 Smooth(Mn,1x1)  
1668A-CS3-018B1 H5-19-CS3-005



5-190502B03 Smooth(Mn,1x1)  
1668A-CS3-018B1 H5-19-CS3-005



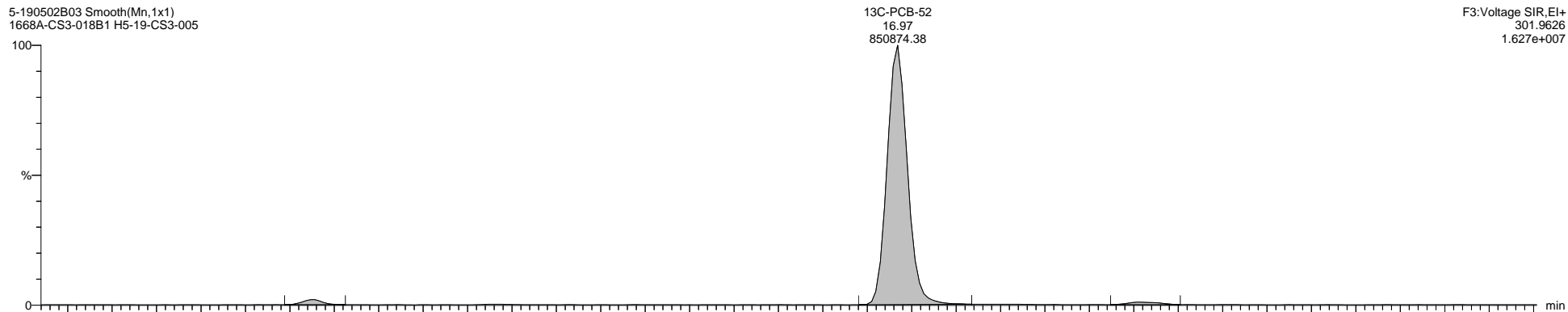
Dataset: I:\Organics Instrument\HIGHRES GCMS Completed Results Files\HR-5\ICALs\5-190502B-ICAL.qld

Last Altered: Friday, May 03, 2019 08:59:50 Eastern Daylight Time

Printed: Thursday, May 16, 2019 16:27:00 Eastern Daylight Time

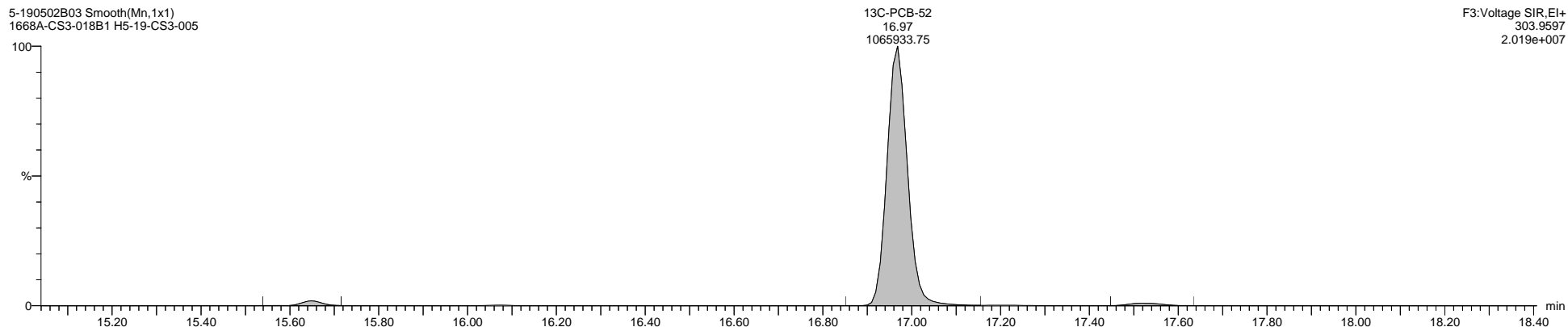
Name: 5-190502B03, Date: 02-May-2019, Time: 13:31:47, ID: H5-19-CS3-005, Description: 1668A-CS3-018B1, Vial: Tray1:1

5-190502B03 Smooth(Mn,1x1)  
1668A-CS3-018B1 H5-19-CS3-005



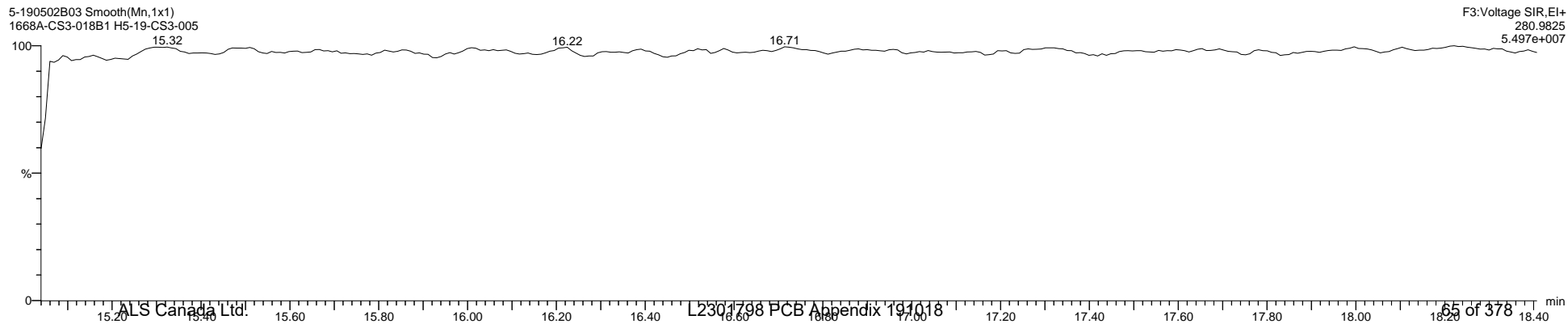
F3:Voltage SIR,El+  
301.9626  
1.627e+007

5-190502B03 Smooth(Mn,1x1)  
1668A-CS3-018B1 H5-19-CS3-005



F3:Voltage SIR,El+  
303.9597  
2.019e+007

5-190502B03 Smooth(Mn,1x1)  
1668A-CS3-018B1 H5-19-CS3-005



F3:Voltage SIR,El+  
280.9825  
5.497e+007

Quantify Sample Template Report

MassLynx MassLynx V4.1 SCN 901


Dataset: I:\Organics Instrument\HIGHRES GCMS Completed Results Files\HR-5\ICALs\5-190502B-ICAL.qld

Last Altered: Friday, May 03, 2019 08:59:50 Eastern Daylight Time

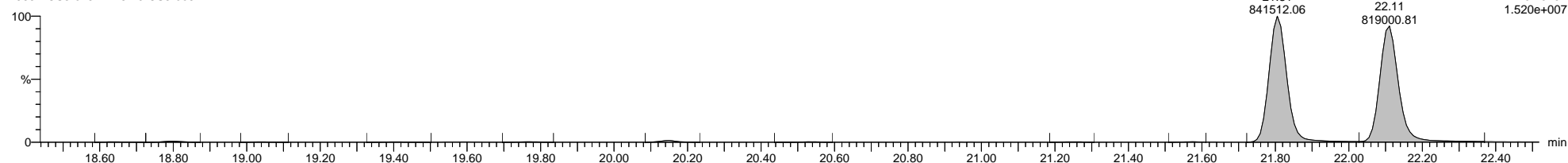
Printed: Thursday, May 16, 2019 16:27:00 Eastern Daylight Time

Name: 5-190502B03, Date: 02-May-2019, Time: 13:31:47, ID: H5-19-CS3-005, Description: 1668A-CS3-018B1, Vial: Tray1:1


5-190502B03 Smooth(Mn,1x1)  
1668A-CS3-018B1 H5-19-CS3-005



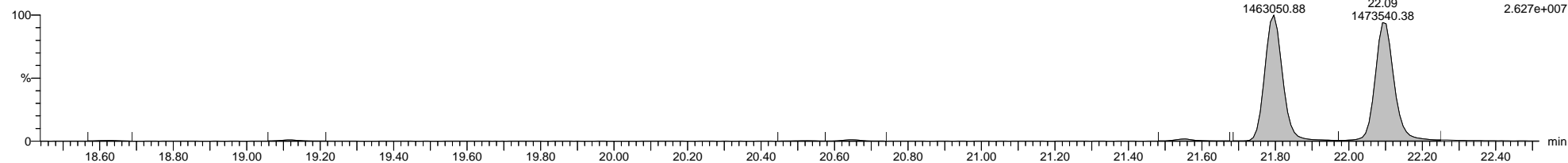
5-190502B03 Smooth(Mn,1x1)  
1668A-CS3-018B1 H5-19-CS3-005




5-190502B03 Smooth(Mn,1x1)  
1668A-CS3-018B1 H5-19-CS3-005



5-190502B03 Smooth(Mn,1x1)  
1668A-CS3-018B1 H5-19-CS3-005



5-190502B03 Smooth(Mn,1x1)  
1668A-CS3-018B1 H5-19-CS3-005



Quantify Sample Template Report

MassLynx MassLynx V4.1 SCN 901


Dataset: I:\Organics Instrument\HIGHRES GCMS Completed Results Files\HR-5\ICALs\5-190502B-ICAL.qld

Last Altered: Friday, May 03, 2019 08:59:50 Eastern Daylight Time

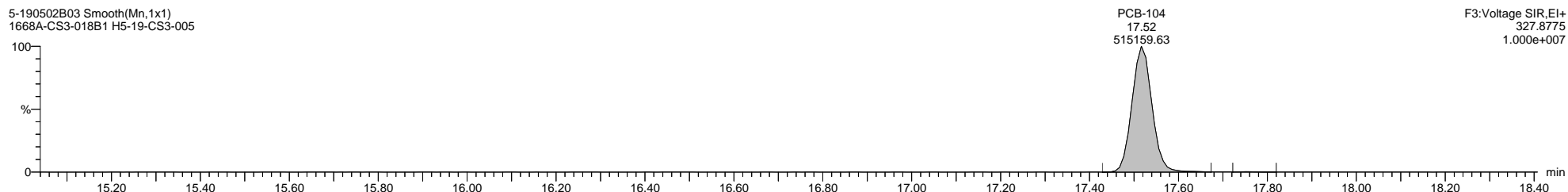
Printed: Thursday, May 16, 2019 16:27:00 Eastern Daylight Time

Name: 5-190502B03, Date: 02-May-2019, Time: 13:31:47, ID: H5-19-CS3-005, Description: 1668A-CS3-018B1, Vial: Tray1:1


5-190502B03 Smooth(Mn,1x1)  
1668A-CS3-018B1 H5-19-CS3-005




5-190502B03 Smooth(Mn,1x1)  
1668A-CS3-018B1 H5-19-CS3-005



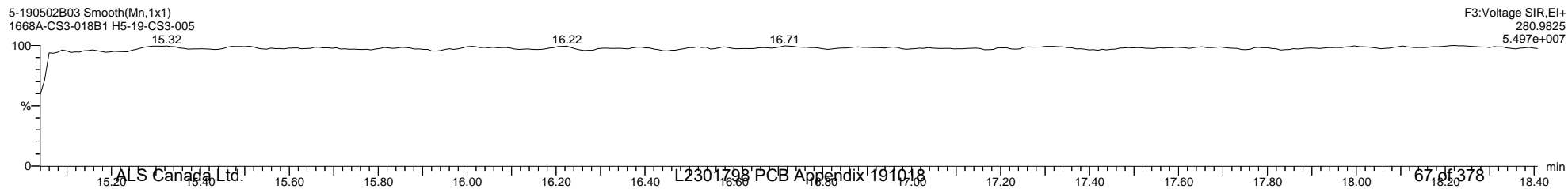
5-190502B03 Smooth(Mn,1x1)  
1668A-CS3-018B1 H5-19-CS3-005



5-190502B03 Smooth(Mn,1x1)  
1668A-CS3-018B1 H5-19-CS3-005



5-190502B03 Smooth(Mn,1x1)  
1668A-CS3-018B1 H5-19-CS3-005



Quantify Sample Template Report

MassLynx MassLynx V4.1 SCN 901

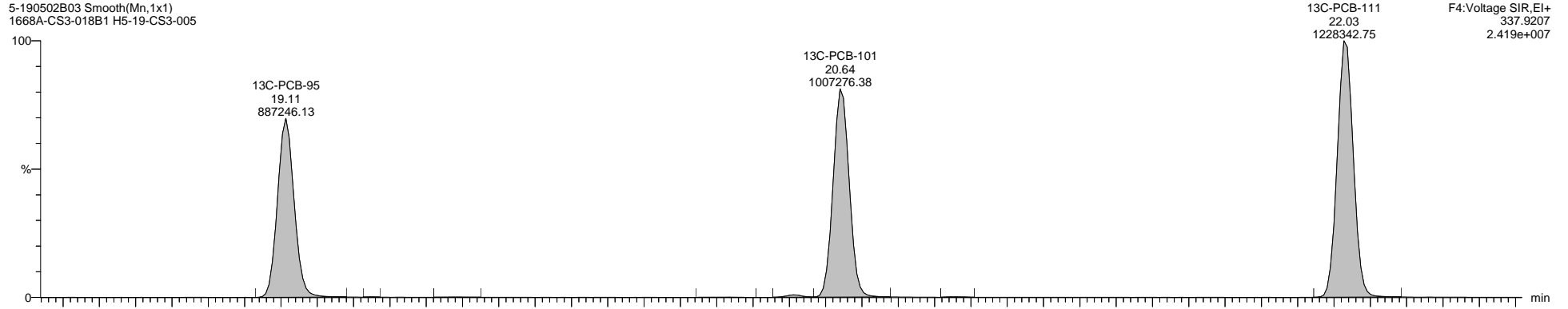
Dataset: I:\Organics Instrument\HIGHRES GCMS Completed Results Files\HR-5\ICALs\5-190502B-ICAL.qld

Last Altered: Friday, May 03, 2019 08:59:50 Eastern Daylight Time

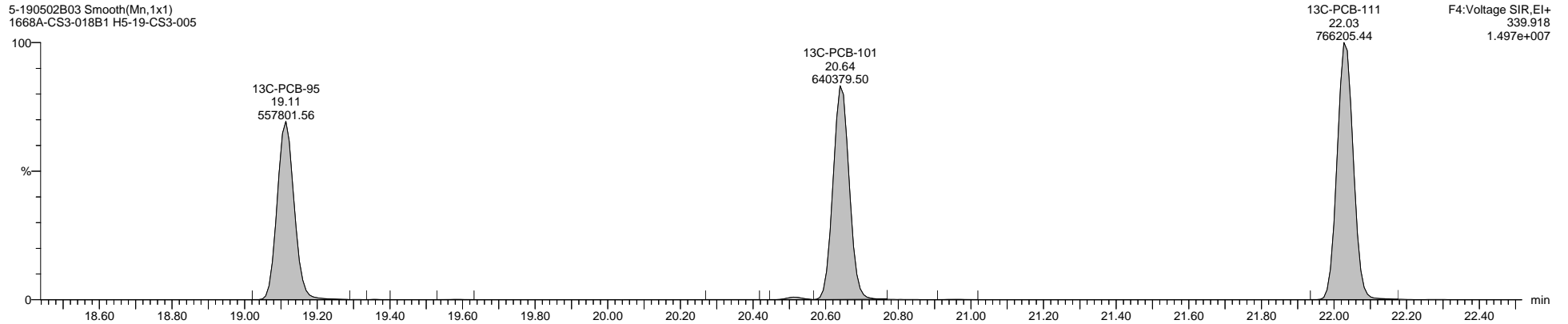
Printed: Thursday, May 16, 2019 16:27:00 Eastern Daylight Time

Name: 5-190502B03, Date: 02-May-2019, Time: 13:31:47, ID: H5-19-CS3-005, Description: 1668A-CS3-018B1, Vial: Tray1:1

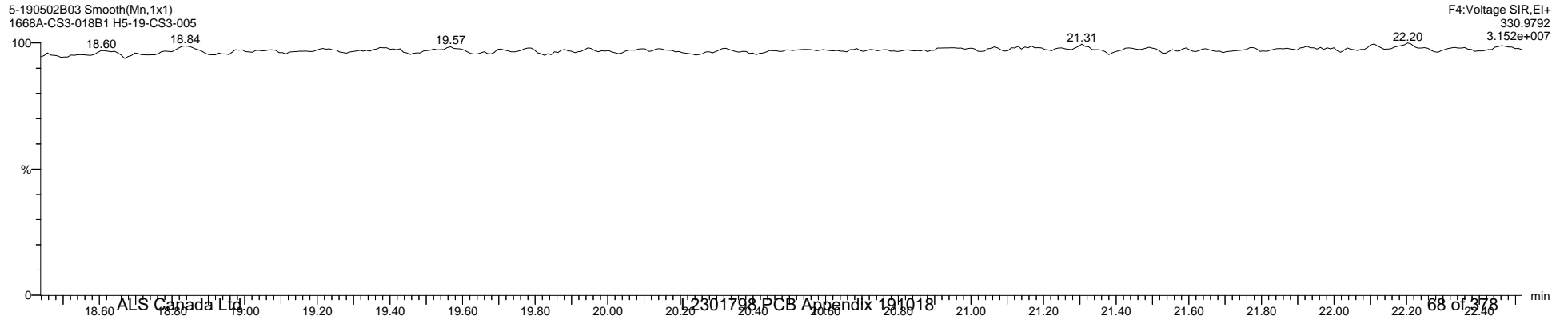
5-190502B03 Smooth(Mn,1x1)  
1668A-CS3-018B1 H5-19-CS3-005



5-190502B03 Smooth(Mn,1x1)  
1668A-CS3-018B1 H5-19-CS3-005



5-190502B03 Smooth(Mn,1x1)  
1668A-CS3-018B1 H5-19-CS3-005



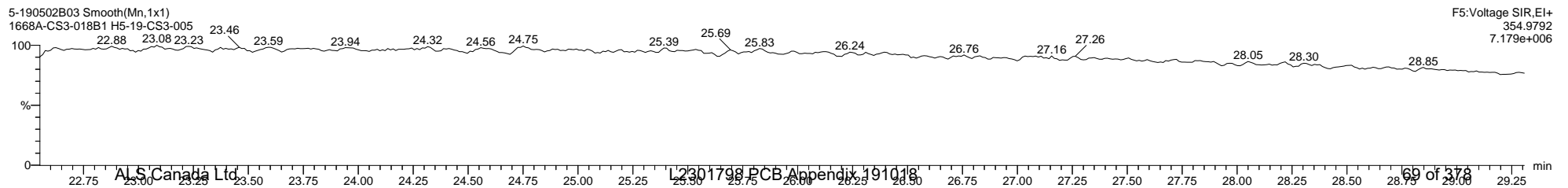
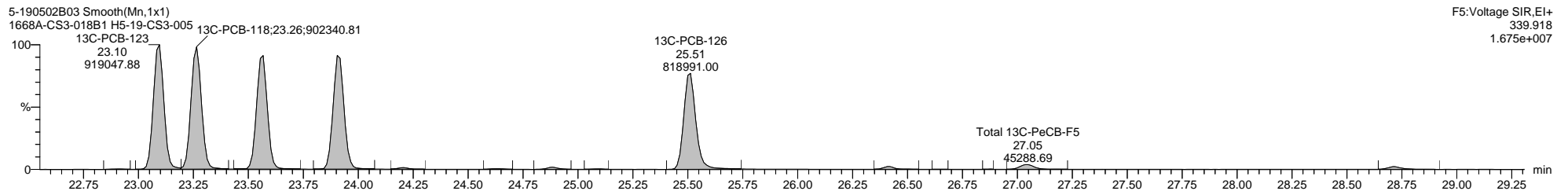
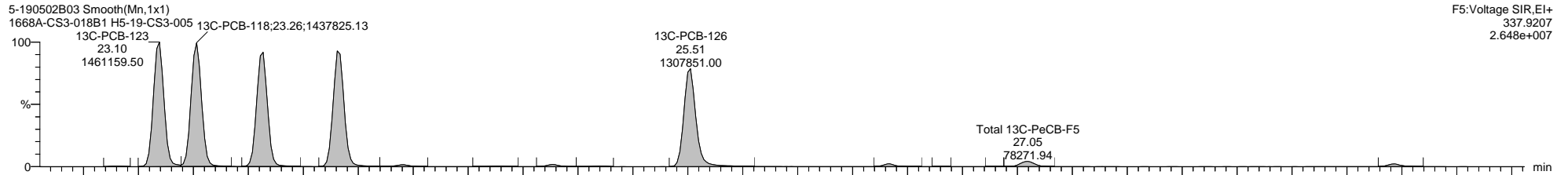
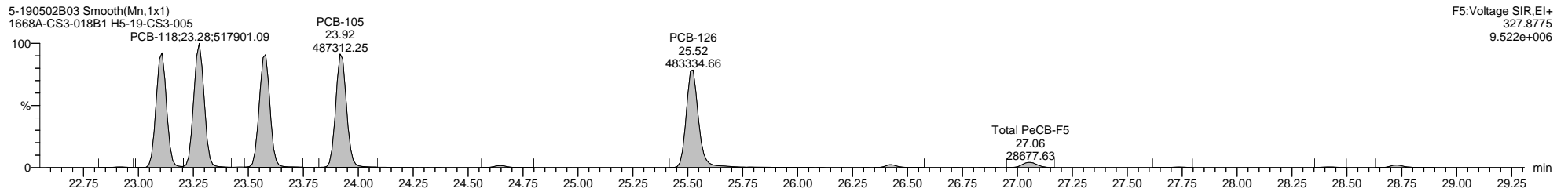
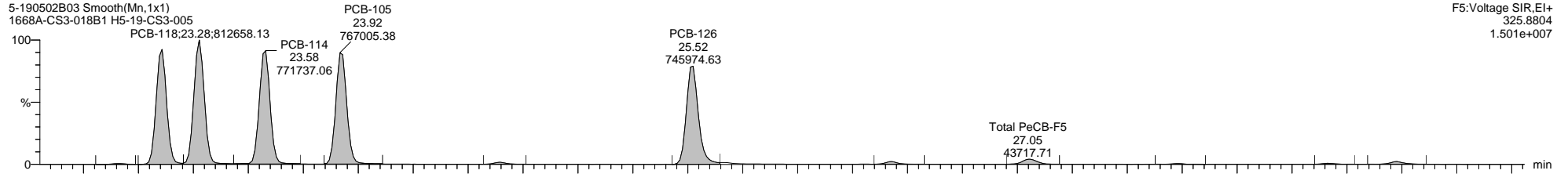


Quantify Sample Template Report MassLynx MassLynx V4.1 SCN 901

Dataset: I:\Organics Instrument\HIGHRES GCMS Completed Results Files\HR-5\ICALs\5-190502B-ICAL.qld

Last Altered: Friday, May 03, 2019 08:59:50 Eastern Daylight Time  
Printed: Thursday, May 16, 2019 16:27:00 Eastern Daylight Time

Name: 5-190502B03, Date: 02-May-2019, Time: 13:31:47, ID: H5-19-CS3-005, Description: 1668A-CS3-018B1, Vial: Tray1:1



Quantify Sample Template Report

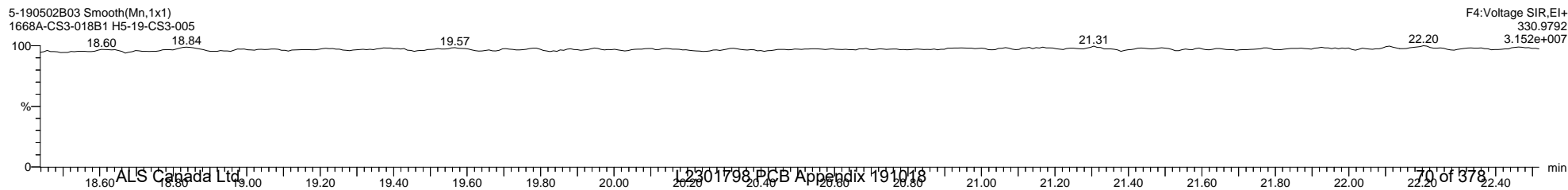
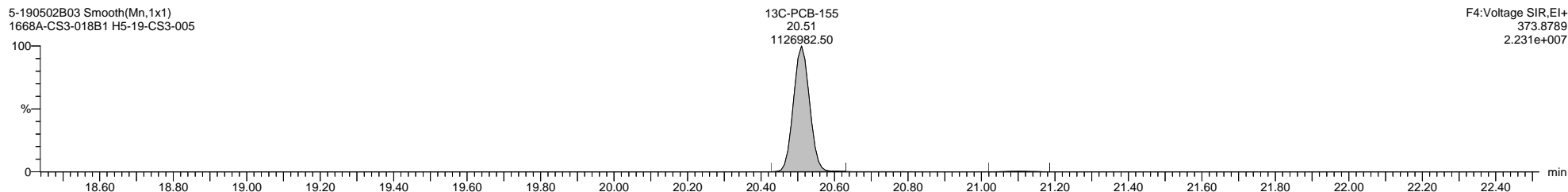
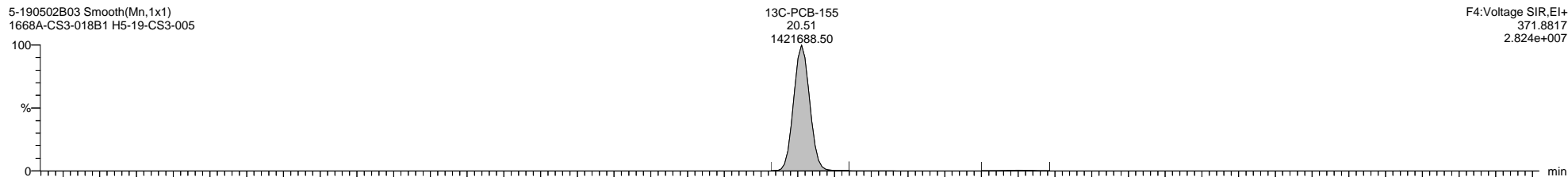
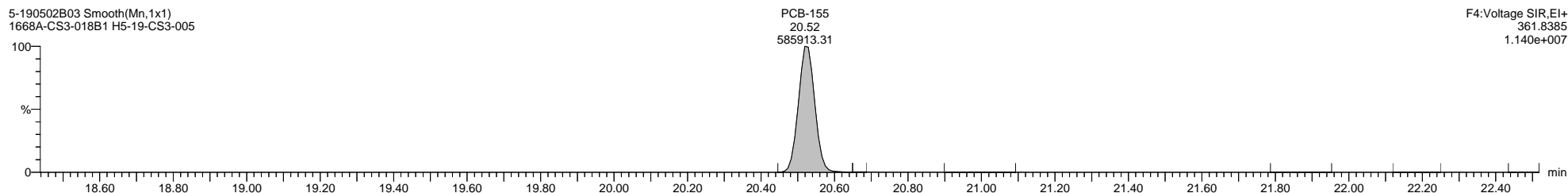
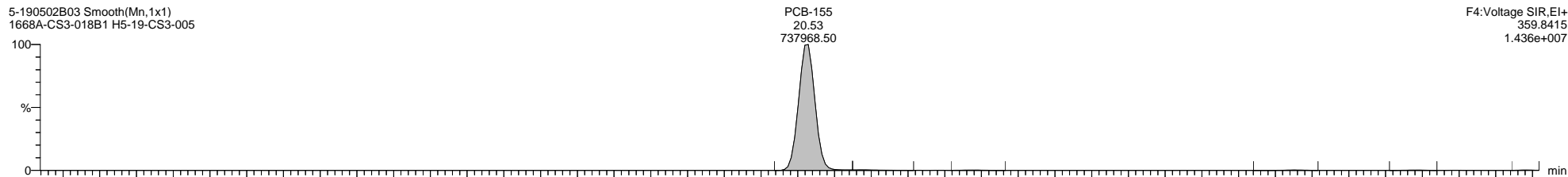
MassLynx MassLynx V4.1 SCN 901

Dataset: I:\Organics Instrument\HIGHRES GCMS Completed Results Files\HR-5\ICALs\5-190502B-ICAL.qld

Last Altered: Friday, May 03, 2019 08:59:50 Eastern Daylight Time

Printed: Thursday, May 16, 2019 16:27:00 Eastern Daylight Time

Name: 5-190502B03, Date: 02-May-2019, Time: 13:31:47, ID: H5-19-CS3-005, Description: 1668A-CS3-018B1, Vial: Tray1:1



Quantify Sample Template Report

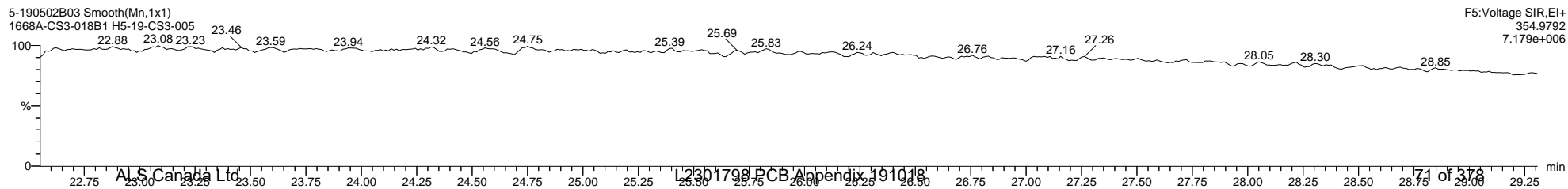
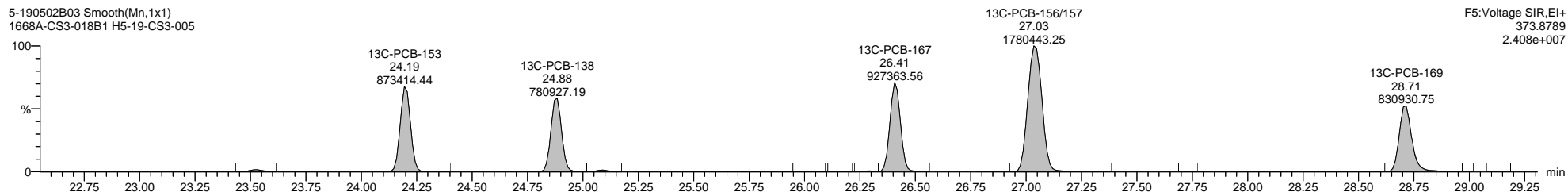
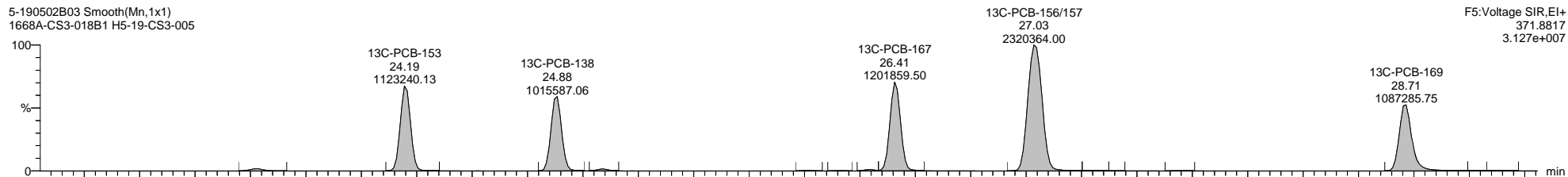
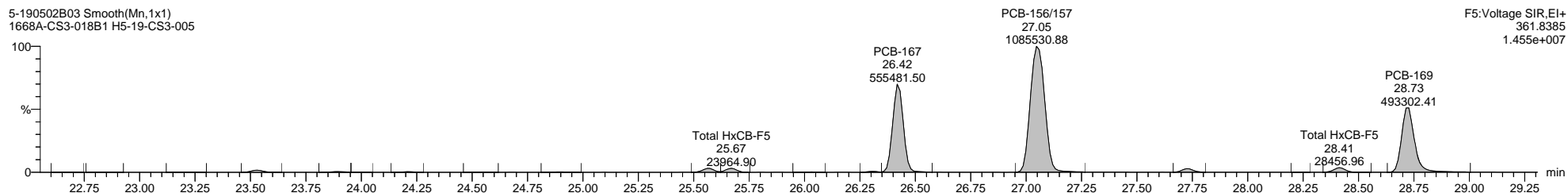

MassLynx MassLynx V4.1 SCN 901

Dataset: I:\Organics Instrument\HIGHRES GCMS Completed Results Files\HR-5\ICALs\5-190502B-ICAL.qld

Last Altered: Friday, May 03, 2019 08:59:50 Eastern Daylight Time

Printed: Thursday, May 16, 2019 16:27:00 Eastern Daylight Time

Name: 5-190502B03, Date: 02-May-2019, Time: 13:31:47, ID: H5-19-CS3-005, Description: 1668A-CS3-018B1, Vial: Tray1:1



Quantify Sample Template Report

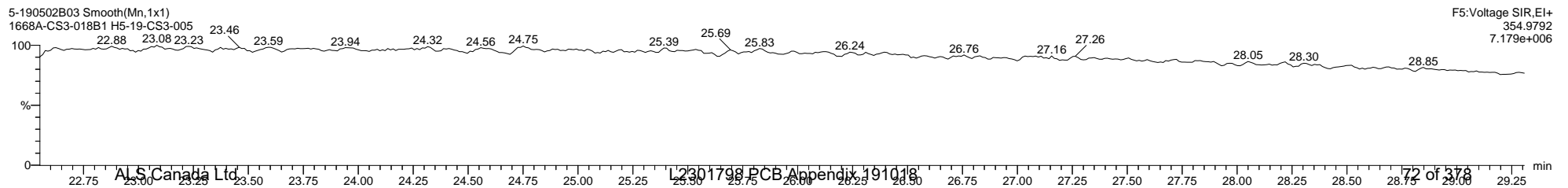
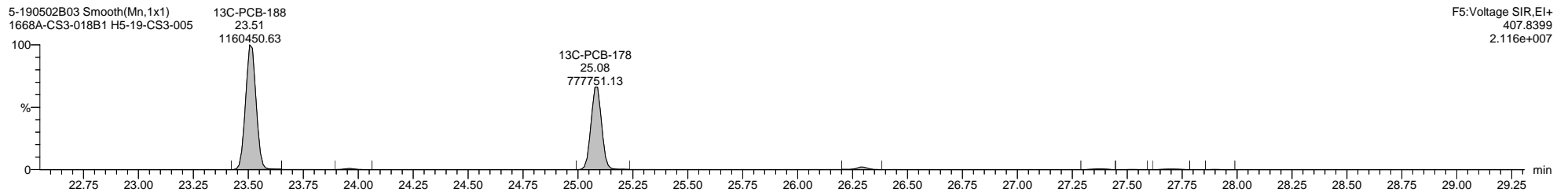
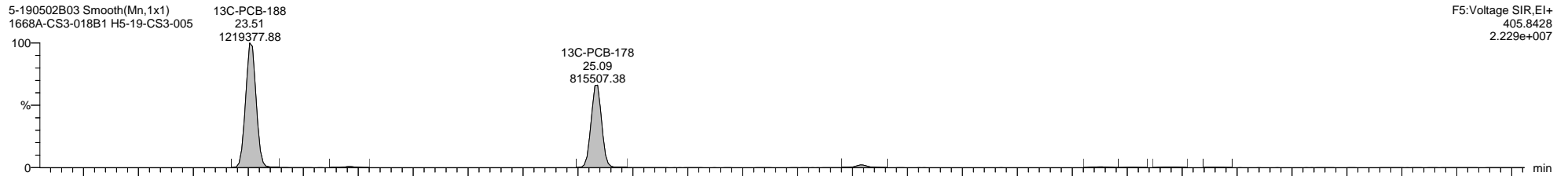
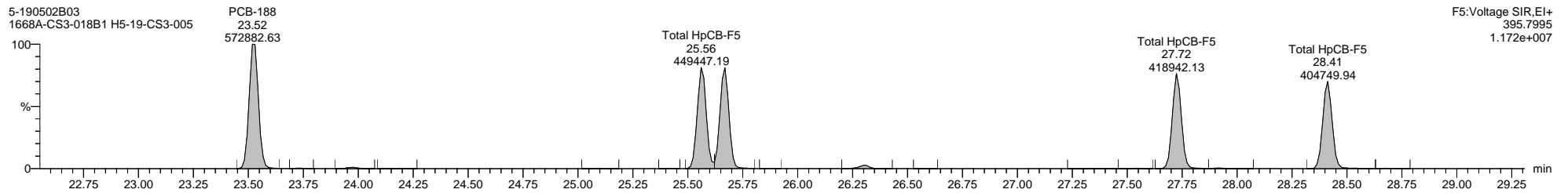
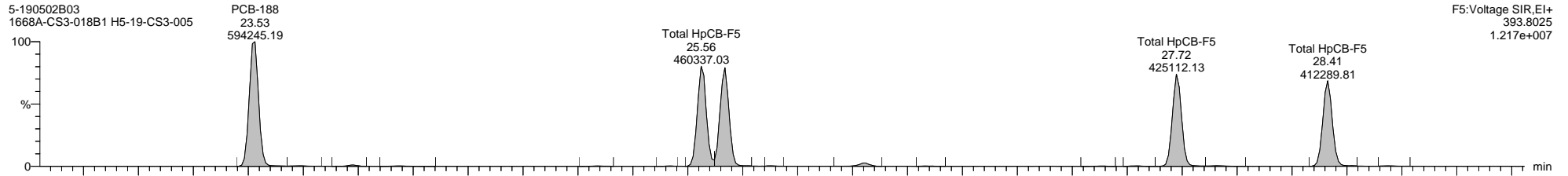
MassLynx MassLynx V4.1 SCN 901

Dataset: I:\Organics Instrument\HIGHRES GCMS Completed Results Files\HR-5\ICALs\5-190502B-ICAL.qld

Last Altered: Friday, May 03, 2019 08:59:50 Eastern Daylight Time

Printed: Thursday, May 16, 2019 16:27:00 Eastern Daylight Time

Name: 5-190502B03, Date: 02-May-2019, Time: 13:31:47, ID: H5-19-CS3-005, Description: 1668A-CS3-018B1, Vial: Tray1:1



Quantify Sample Template Report

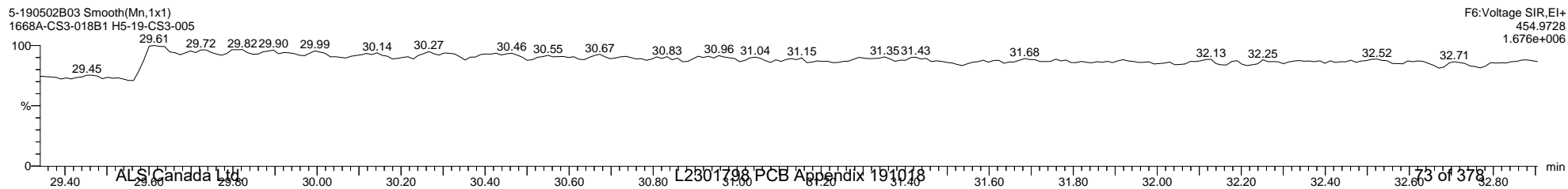
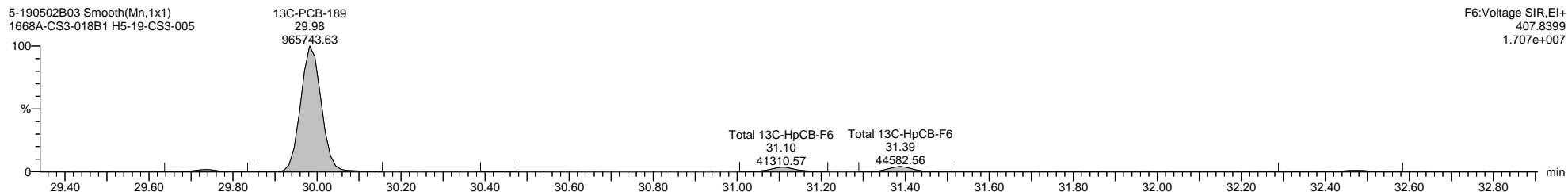

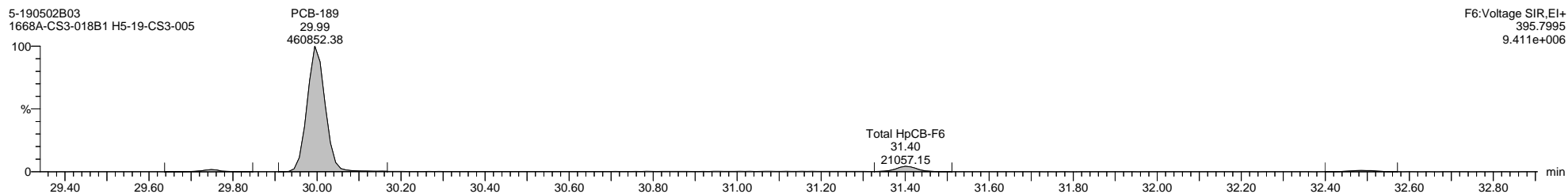

MassLynx MassLynx V4.1 SCN 901

Dataset: I:\Organics Instrument\HIGHRES GCMS Completed Results Files\HR-5\ICALs\5-190502B-ICAL.qld

Last Altered: Friday, May 03, 2019 08:59:50 Eastern Daylight Time

Printed: Thursday, May 16, 2019 16:27:00 Eastern Daylight Time

Name: 5-190502B03, Date: 02-May-2019, Time: 13:31:47, ID: H5-19-CS3-005, Description: 1668A-CS3-018B1, Vial: Tray1:1



Quantify Sample Template Report

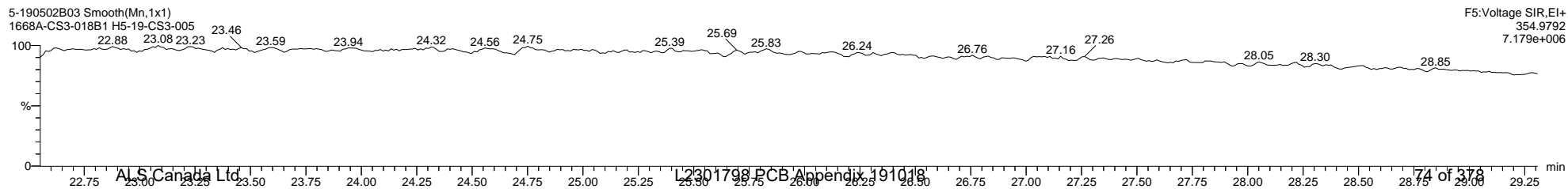
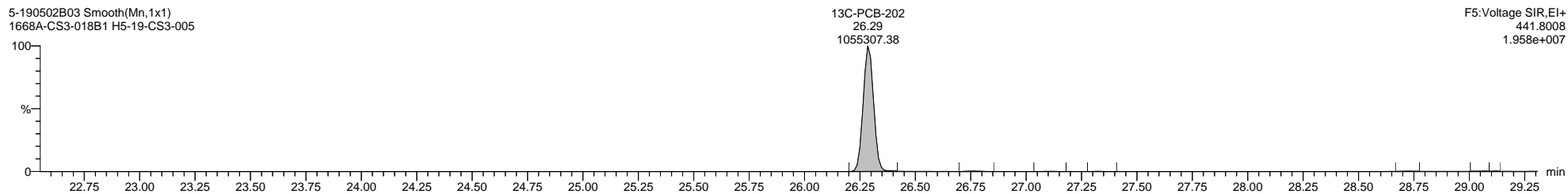
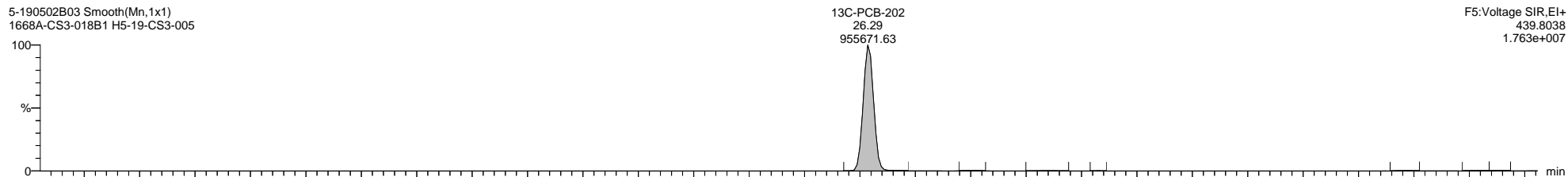
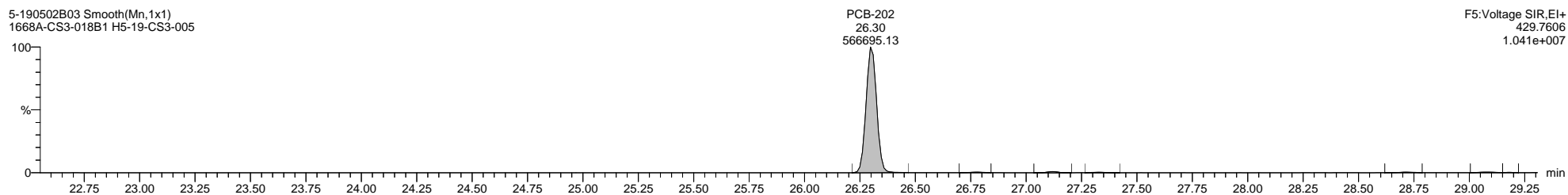
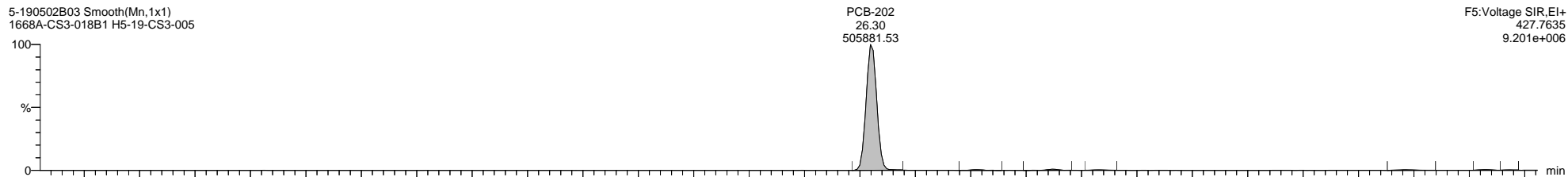
MassLynx MassLynx V4.1 SCN 901

Dataset: I:\Organics Instrument\HIGHRES GCMS Completed Results Files\HR-5\ICALs\5-190502B-ICAL.qld

Last Altered: Friday, May 03, 2019 08:59:50 Eastern Daylight Time

Printed: Thursday, May 16, 2019 16:27:00 Eastern Daylight Time

Name: 5-190502B03, Date: 02-May-2019, Time: 13:31:47, ID: H5-19-CS3-005, Description: 1668A-CS3-018B1, Vial: Tray1:1



Quantify Sample Template Report

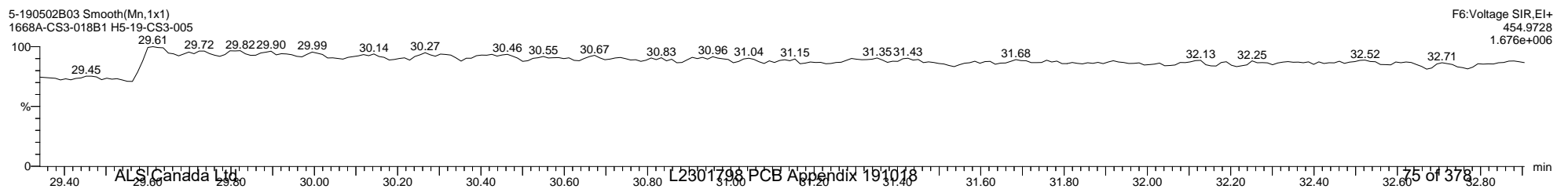
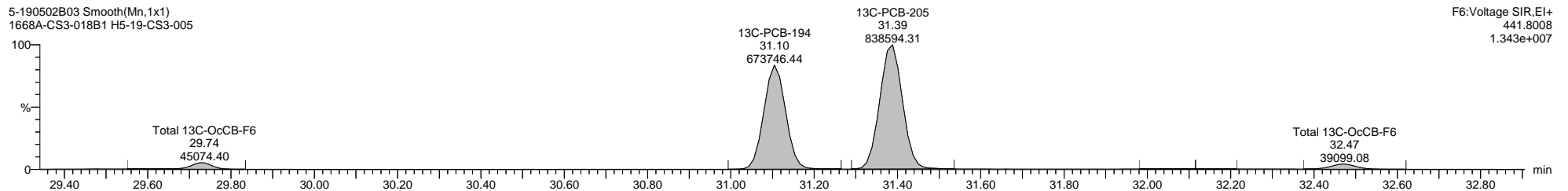
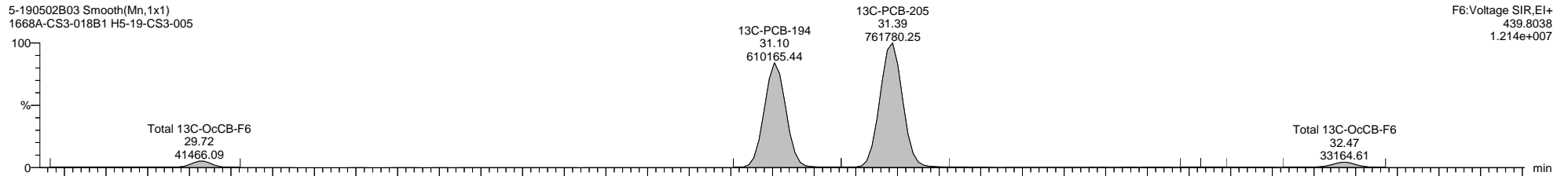
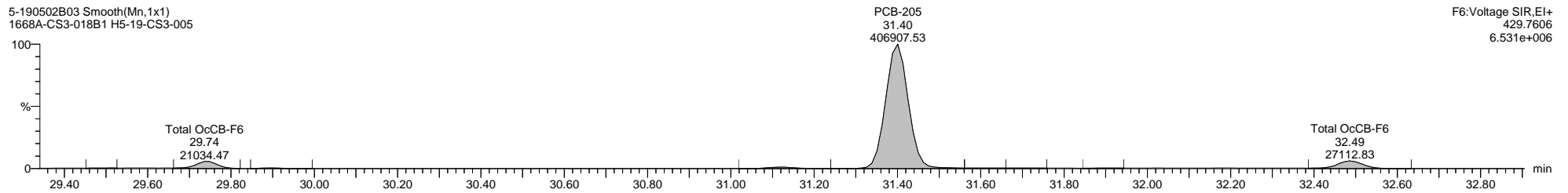
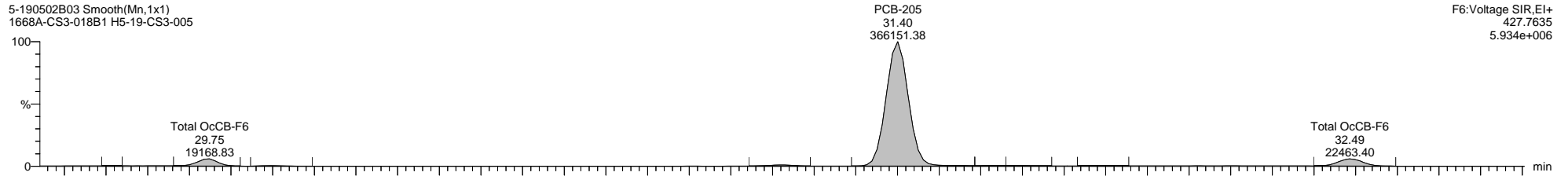
MassLynx MassLynx V4.1 SCN 901

Dataset: I:\Organics Instrument\HIGHRES GCMS Completed Results Files\HR-5ICALs\5-190502B-ICAL.qld

Last Altered: Friday, May 03, 2019 08:59:50 Eastern Daylight Time

Printed: Thursday, May 16, 2019 16:27:00 Eastern Daylight Time

Name: 5-190502B03, Date: 02-May-2019, Time: 13:31:47, ID: H5-19-CS3-005, Description: 1668A-CS3-018B1, Vial: Tray1:1

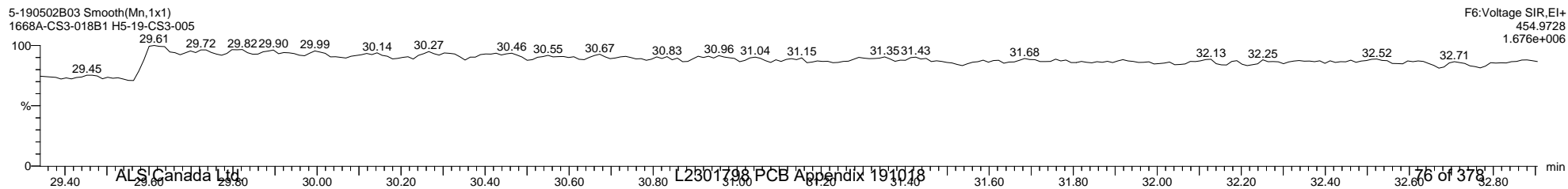
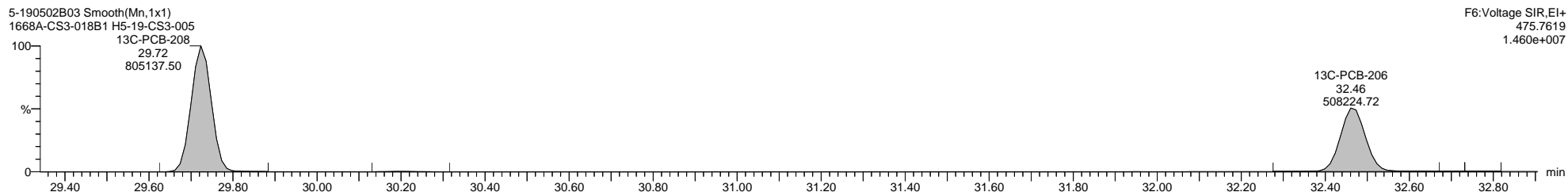
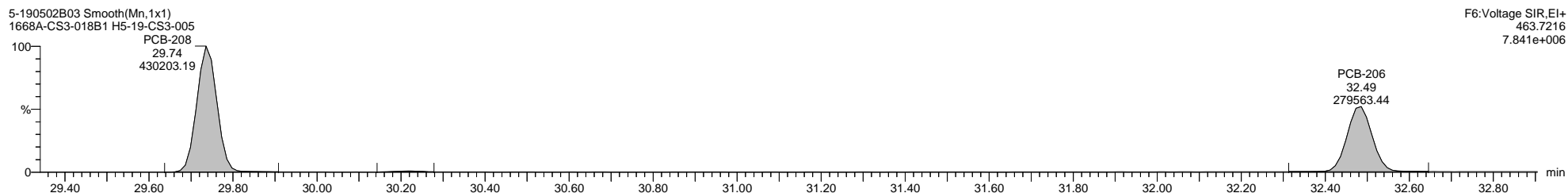



Dataset: I:\Organics Instrument\HIGHRES GCMS Completed Results Files\HR-5\ICALs\5-190502B-ICAL.qld

Last Altered: Friday, May 03, 2019 08:59:50 Eastern Daylight Time

Printed: Thursday, May 16, 2019 16:27:00 Eastern Daylight Time

Name: 5-190502B03, Date: 02-May-2019, Time: 13:31:47, ID: H5-19-CS3-005, Description: 1668A-CS3-018B1, Vial: Tray1:1





Quantify Sample Template Report

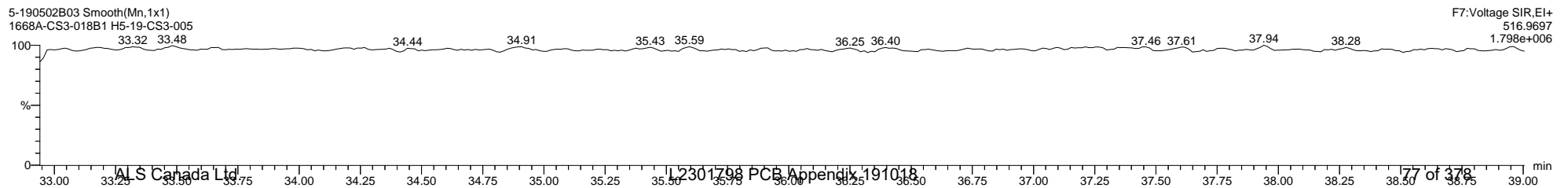
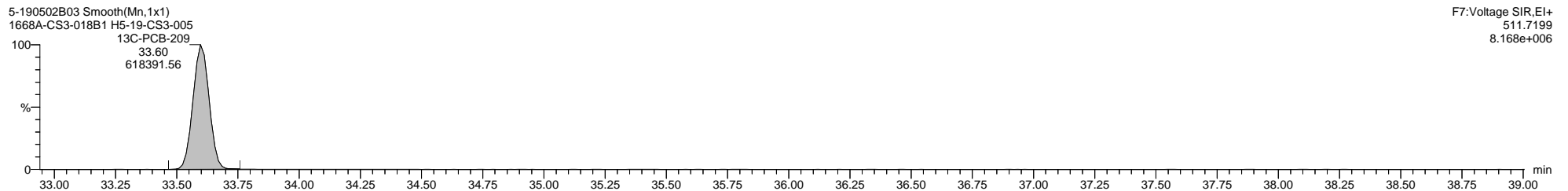
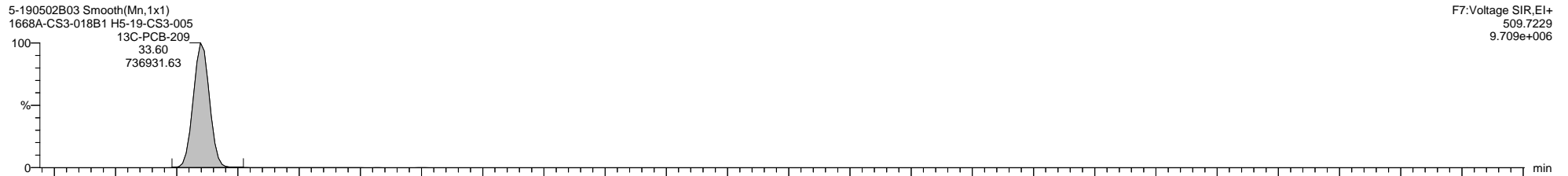
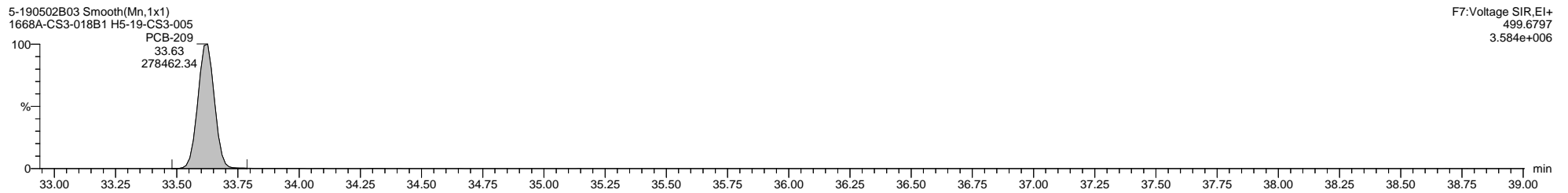
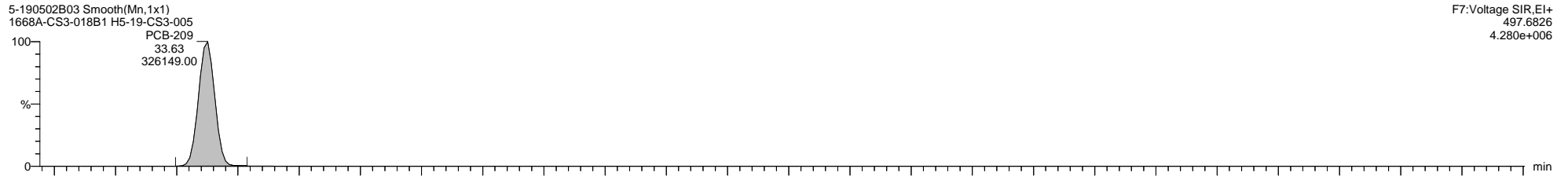
MassLynx MassLynx V4.1 SCN 901

Dataset: I:\Organics Instrument\HIGHRES GCMS Completed Results Files\HR-5\ICALs\5-190502B-ICAL.qld

Last Altered: Friday, May 03, 2019 08:59:50 Eastern Daylight Time

Printed: Thursday, May 16, 2019 16:27:00 Eastern Daylight Time

Name: 5-190502B03, Date: 02-May-2019, Time: 13:31:47, ID: H5-19-CS3-005, Description: 1668A-CS3-018B1, Vial: Tray:1:1



Quantify Sample Template Report

MassLynx MassLynx V4.1 SCN 901

Dataset: I:\Organics Instrument\HIGHRES GCMS Completed Results Files\HR-5\ICALs\5-190502B-ICAL.qld

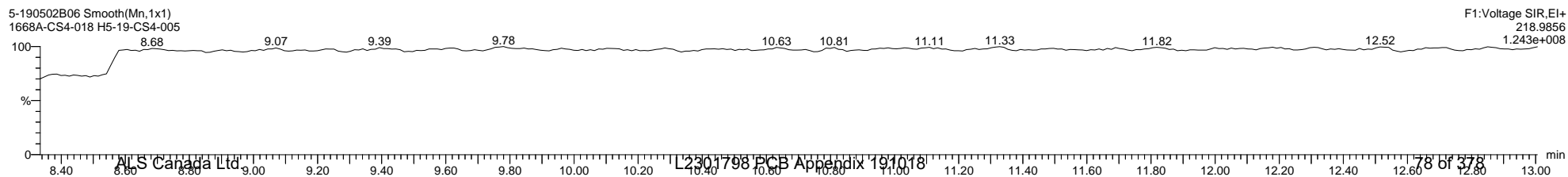
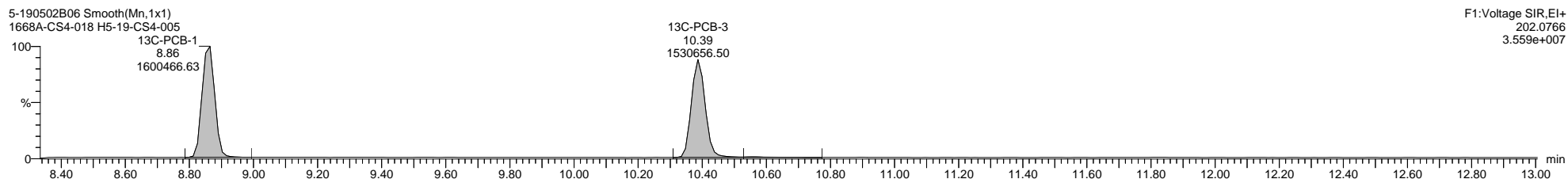
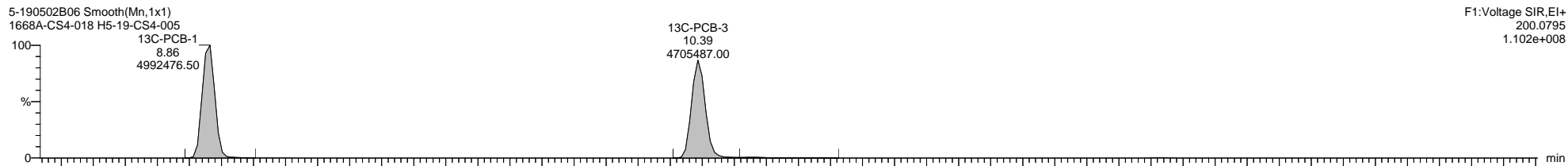
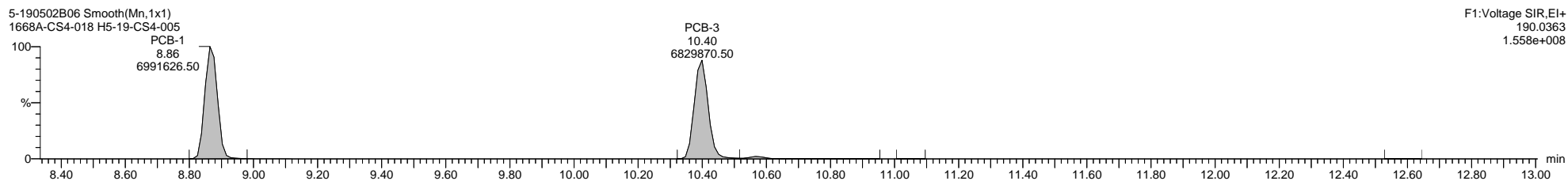
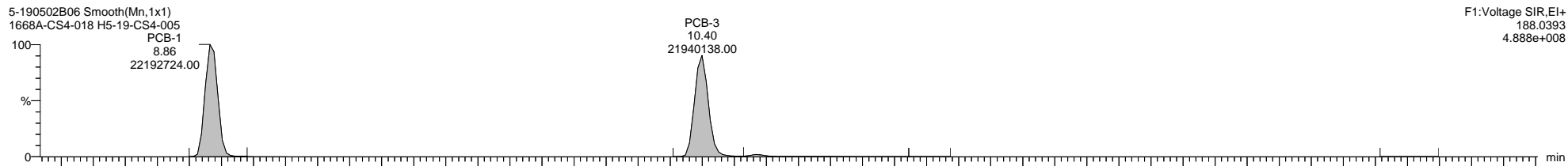
Last Altered: Friday, May 03, 2019 08:59:50 Eastern Daylight Time

Printed: Thursday, May 16, 2019 16:27:00 Eastern Daylight Time

Method: C:\MassLynx\PCB.PRO\MethDB\1668-OCTYL-1-ICAL.mdb 28 Dec 2018 11:55:27

Calibration: C:\MassLynx\PCB.PRO\CurveDB\5-190502B-ICAL.cdb 03 May 2019 08:59:50

Name: 5-190502B06, Date: 02-May-2019, Time: 15:38:16, ID: H5-19-CS4-005, Description: 1668A-CS4-018, Vial: Tray1:44



Quantify Sample Template Report

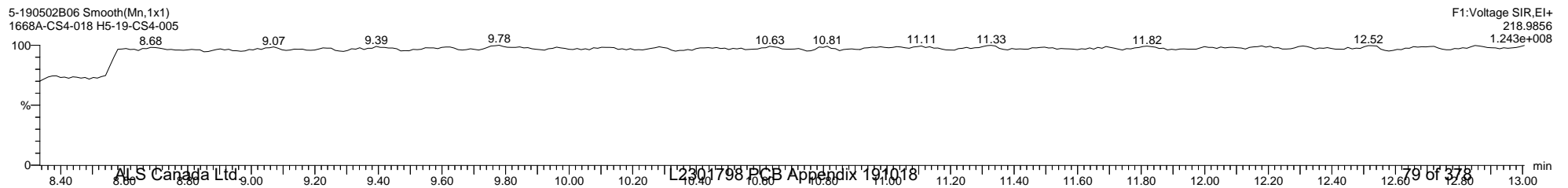
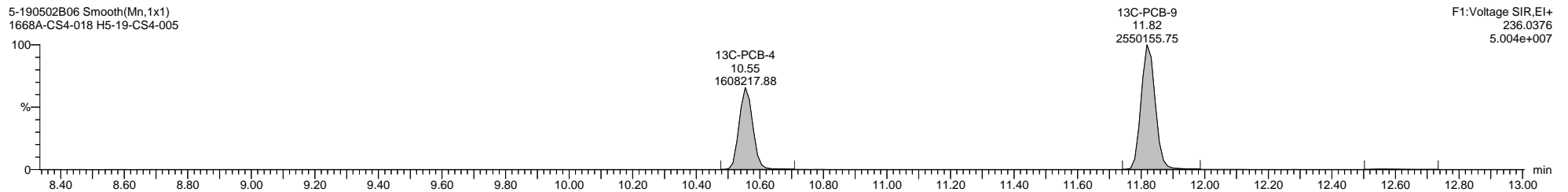
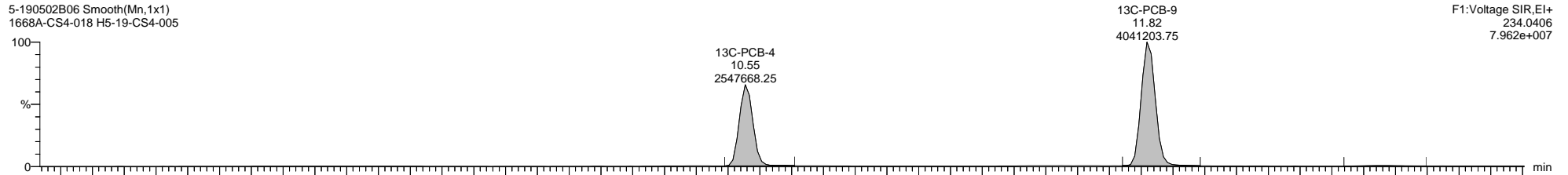
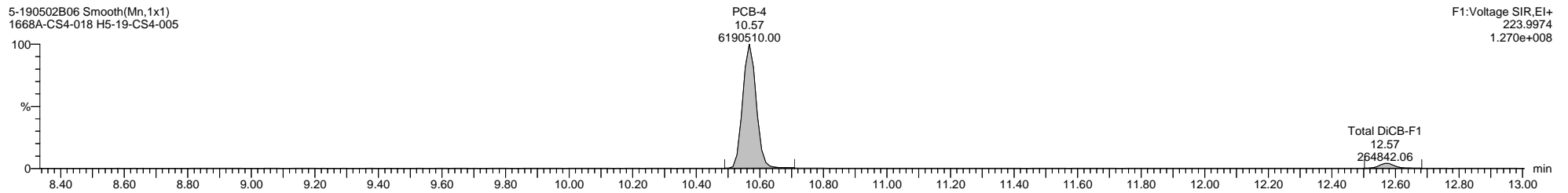
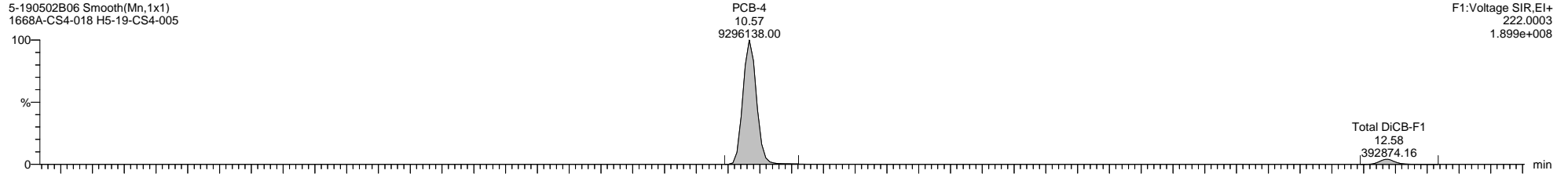
MassLynx MassLynx V4.1 SCN 901

Dataset: I:\Organics Instrument\HIGHRES GCMS Completed Results Files\HR-5\ICALs\5-190502B-ICAL.qld

Last Altered: Friday, May 03, 2019 08:59:50 Eastern Daylight Time

Printed: Thursday, May 16, 2019 16:27:00 Eastern Daylight Time

Name: 5-190502B06, Date: 02-May-2019, Time: 15:38:16, ID: H5-19-CS4-005, Description: 1668A-CS4-018, Vial: Tray1:44



Quantify Sample Template Report

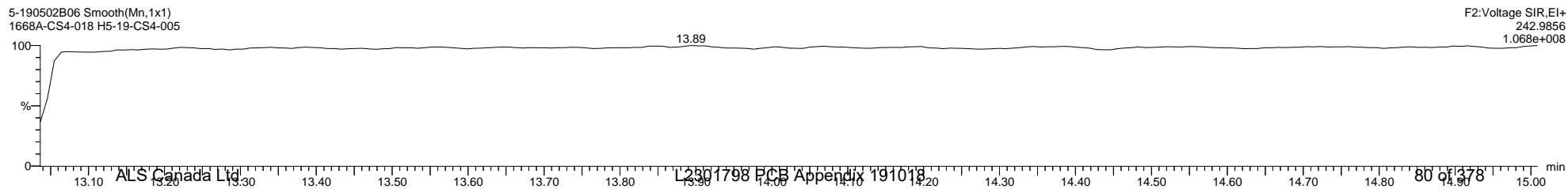
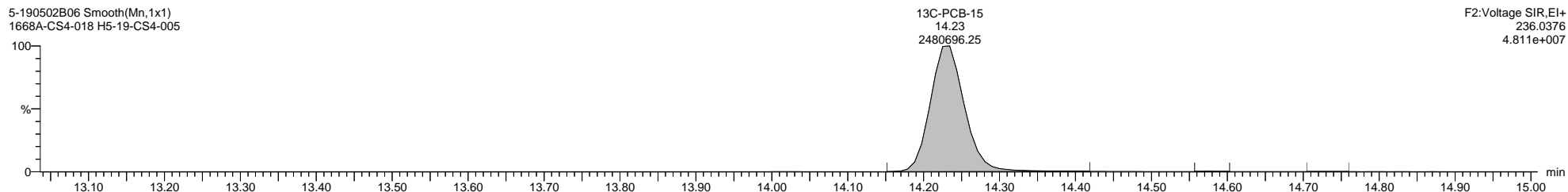

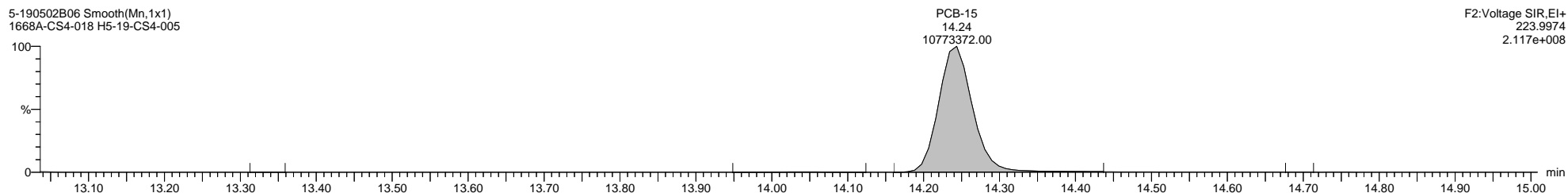

MassLynx MassLynx V4.1 SCN 901

Dataset: I:\Organics Instrument\HIGHRES GCMS Completed Results Files\HR-5\ICALs\5-190502B-ICAL.qld

Last Altered: Friday, May 03, 2019 08:59:50 Eastern Daylight Time

Printed: Thursday, May 16, 2019 16:27:00 Eastern Daylight Time

Name: 5-190502B06, Date: 02-May-2019, Time: 15:38:16, ID: H5-19-CS4-005, Description: 1668A-CS4-018, Vial: Tray1:44



Quantify Sample Template Report

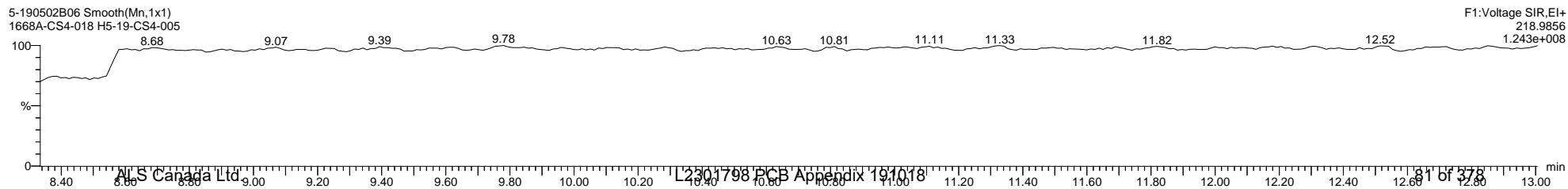

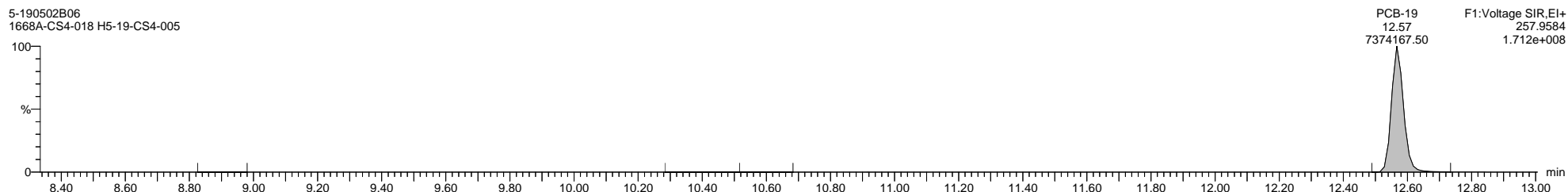

MassLynx MassLynx V4.1 SCN 901

Dataset: I:\Organics Instrument\HIGHRES GCMS Completed Results Files\HR-5\ICALs\5-190502B-ICAL.qld

Last Altered: Friday, May 03, 2019 08:59:50 Eastern Daylight Time

Printed: Thursday, May 16, 2019 16:27:00 Eastern Daylight Time

Name: 5-190502B06, Date: 02-May-2019, Time: 15:38:16, ID: H5-19-CS4-005, Description: 1668A-CS4-018, Vial: Tray1:44



Quantify Sample Template Report

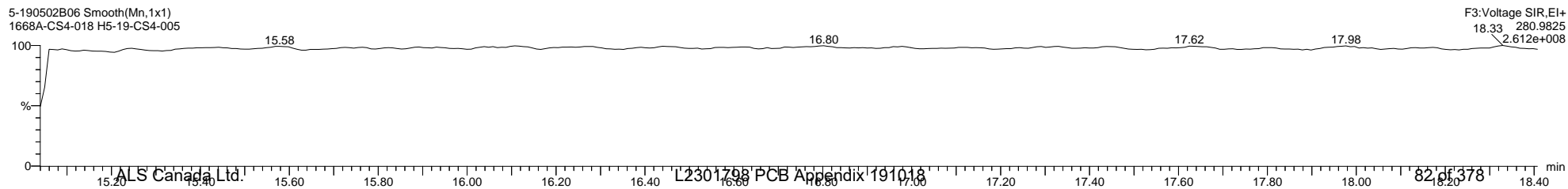


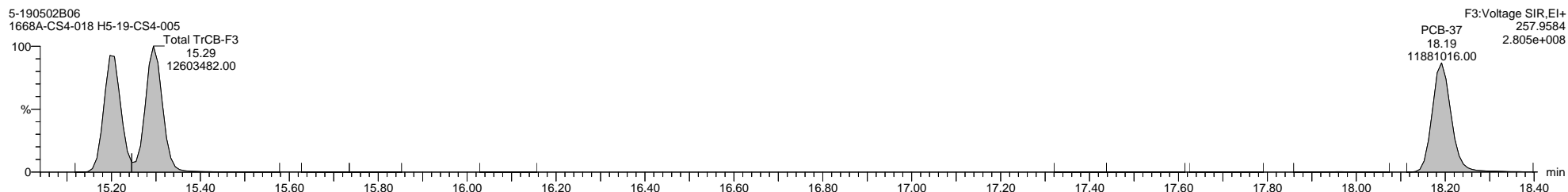

MassLynx MassLynx V4.1 SCN 901

Dataset: I:\Organics Instrument\HIGHRES GCMS Completed Results Files\HR-5\ICALs\5-190502B-ICAL.qld

Last Altered: Friday, May 03, 2019 08:59:50 Eastern Daylight Time

Printed: Thursday, May 16, 2019 16:27:00 Eastern Daylight Time

Name: 5-190502B06, Date: 02-May-2019, Time: 15:38:16, ID: H5-19-CS4-005, Description: 1668A-CS4-018, Vial: Tray1:44



Quantify Sample Template Report

MassLynx MassLynx V4.1 SCN 901


Dataset: I:\Organics Instrument\HIGHRES GCMS Completed Results Files\HR-5\ICALs\5-190502B-ICAL.qld

Last Altered: Friday, May 03, 2019 08:59:50 Eastern Daylight Time

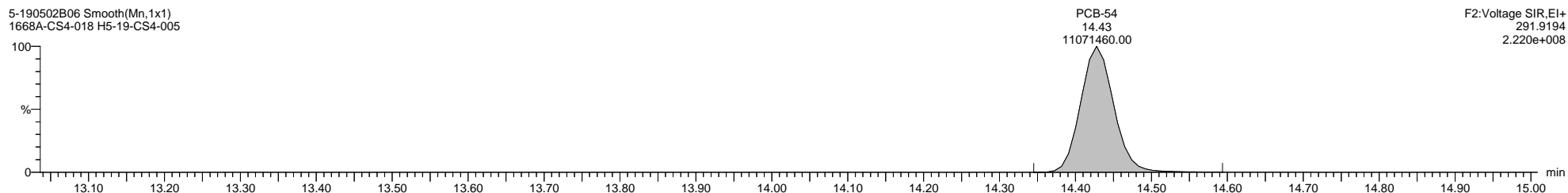
Printed: Thursday, May 16, 2019 16:27:00 Eastern Daylight Time

Name: 5-190502B06, Date: 02-May-2019, Time: 15:38:16, ID: H5-19-CS4-005, Description: 1668A-CS4-018, Vial: Tray1:44


5-190502B06 Smooth(Mn,1x1)  
1668A-CS4-018 H5-19-CS4-005



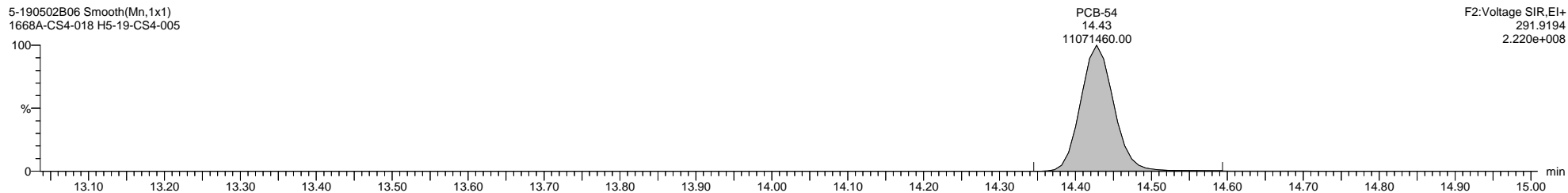
5-190502B06 Smooth(Mn,1x1)  
1668A-CS4-018 H5-19-CS4-005



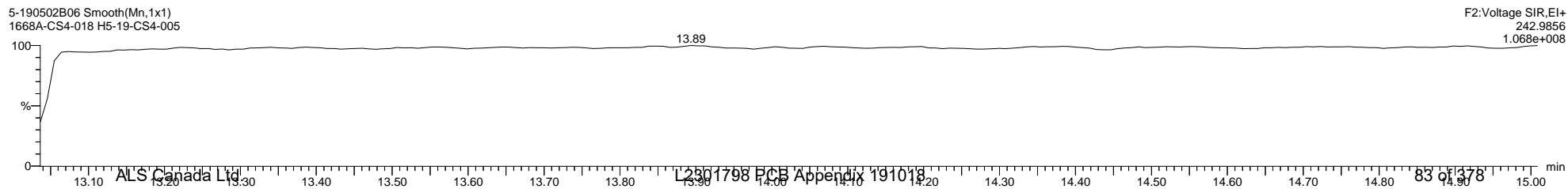
5-190502B06 Smooth(Mn,1x1)  
1668A-CS4-018 H5-19-CS4-005



5-190502B06 Smooth(Mn,1x1)  
1668A-CS4-018 H5-19-CS4-005



5-190502B06 Smooth(Mn,1x1)  
1668A-CS4-018 H5-19-CS4-005



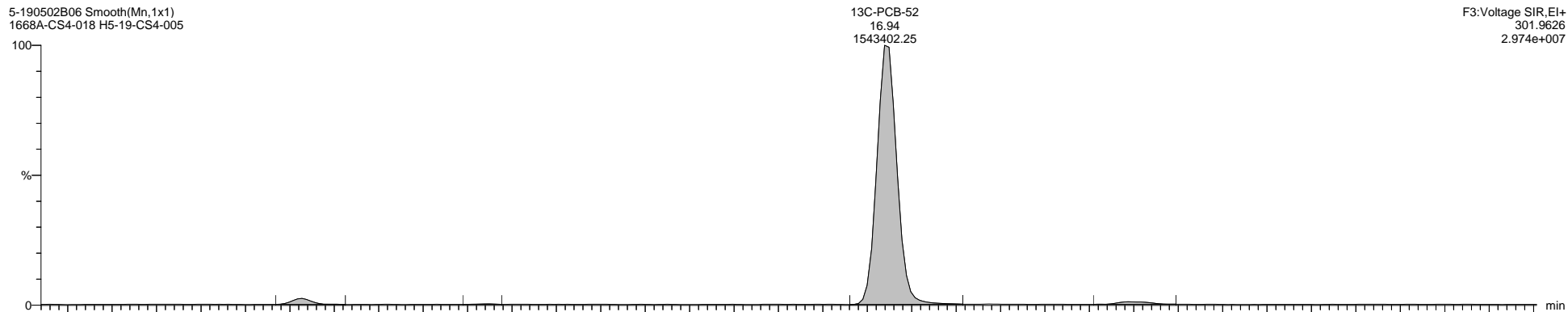
Dataset: I:\Organics Instrument\HIGHRES GCMS Completed Results Files\HR-5\ICALs\5-190502B-ICAL.qld

Last Altered: Friday, May 03, 2019 08:59:50 Eastern Daylight Time

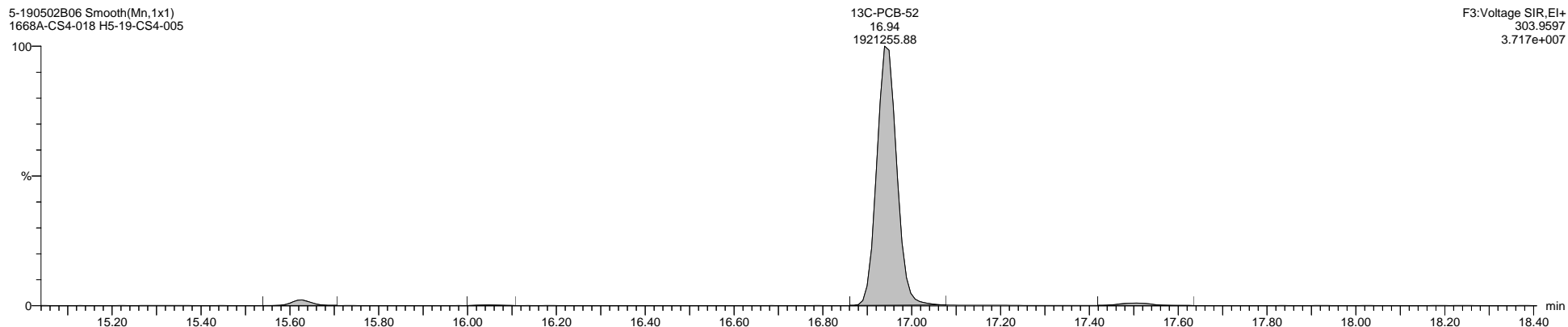
Printed: Thursday, May 16, 2019 16:27:00 Eastern Daylight Time

Name: 5-190502B06, Date: 02-May-2019, Time: 15:38:16, ID: H5-19-CS4-005, Description: 1668A-CS4-018, Vial: Tray1:44

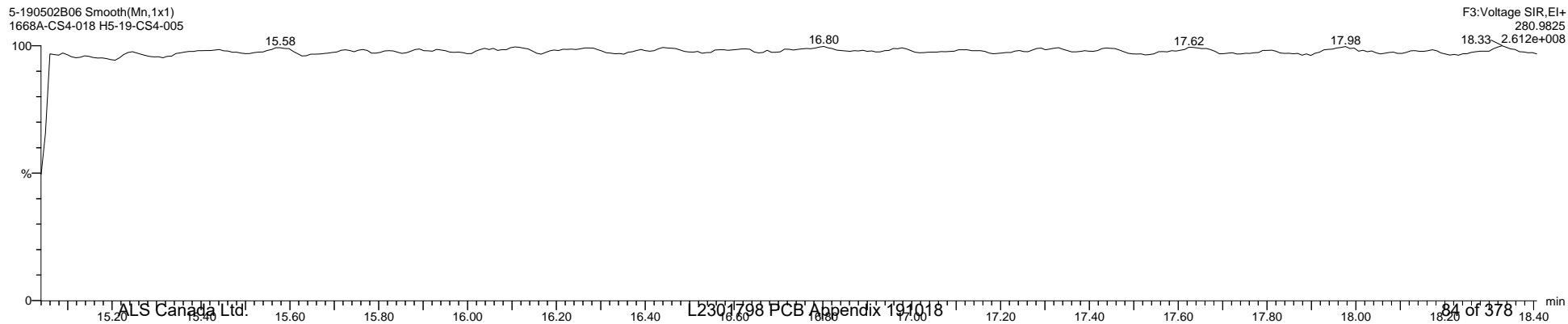
5-190502B06 Smooth(Mn,1x1)  
1668A-CS4-018 H5-19-CS4-005



5-190502B06 Smooth(Mn,1x1)  
1668A-CS4-018 H5-19-CS4-005



5-190502B06 Smooth(Mn,1x1)  
1668A-CS4-018 H5-19-CS4-005





Quantify Sample Template Report

MassLynx MassLynx V4.1 SCN 901

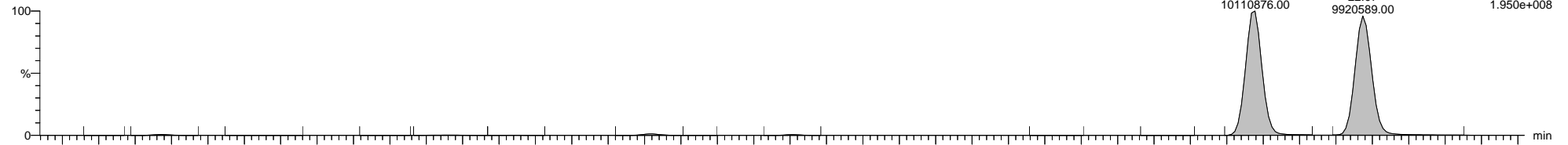
Dataset: I:\Organics Instrument\HIGHRES GCMS Completed Results Files\HR-5\ICALs\5-190502B-ICAL.qld

Last Altered: Friday, May 03, 2019 08:59:50 Eastern Daylight Time

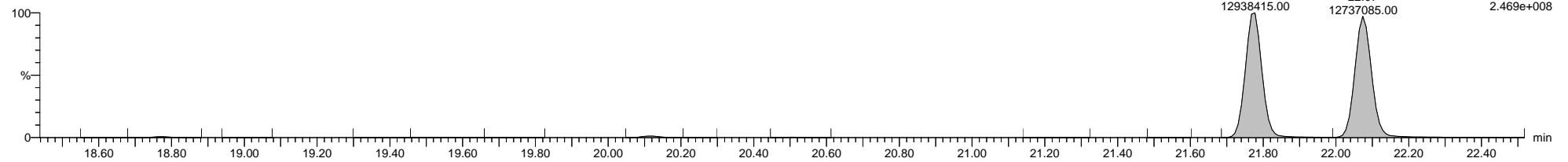
Printed: Thursday, May 16, 2019 16:27:00 Eastern Daylight Time

Name: 5-190502B06, Date: 02-May-2019, Time: 15:38:16, ID: H5-19-CS4-005, Description: 1668A-CS4-018, Vial: Tray1:44


5-190502B06 Smooth(Mn,1x1)  
1668A-CS4-018 H5-19-CS4-005



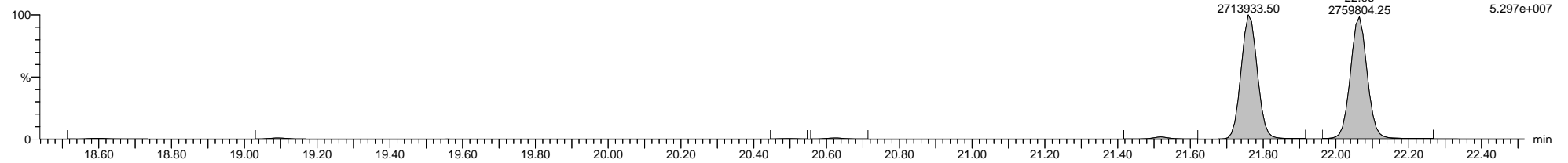
5-190502B06 Smooth(Mn,1x1)  
1668A-CS4-018 H5-19-CS4-005



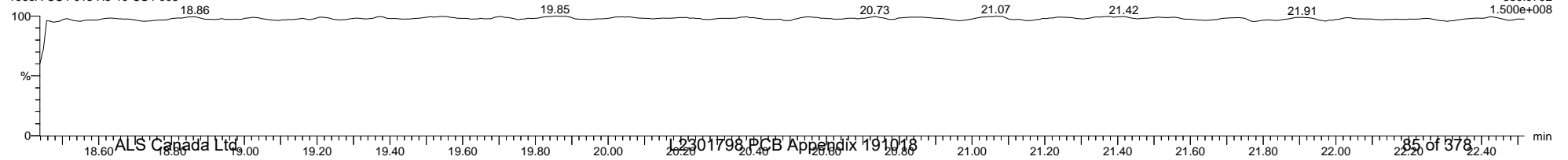
5-190502B06 Smooth(Mn,1x1)  
1668A-CS4-018 H5-19-CS4-005



5-190502B06 Smooth(Mn,1x1)  
1668A-CS4-018 H5-19-CS4-005



5-190502B06 Smooth(Mn,1x1)  
1668A-CS4-018 H5-19-CS4-005



Quantify Sample Template Report

MassLynx MassLynx V4.1 SCN 901


Dataset: I:\Organics Instrument\HIGHRES GCMS Completed Results Files\HR-5\ICALs\5-190502B-ICAL.qld

Last Altered: Friday, May 03, 2019 08:59:50 Eastern Daylight Time

Printed: Thursday, May 16, 2019 16:27:00 Eastern Daylight Time

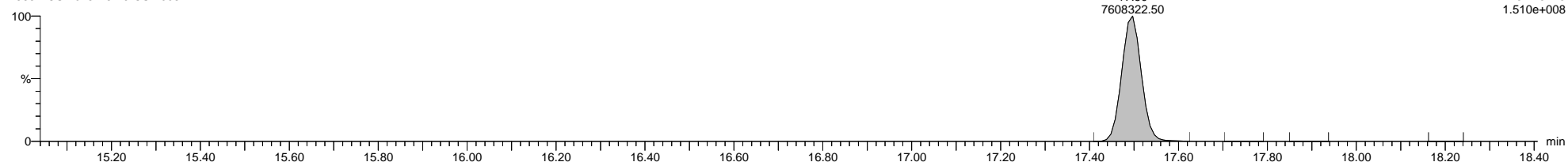
Name: 5-190502B06, Date: 02-May-2019, Time: 15:38:16, ID: H5-19-CS4-005, Description: 1668A-CS4-018, Vial: Tray1:44

5-190502B06 Smooth(Mn,1x1)  
1668A-CS4-018 H5-19-CS4-005




F3:Voltage SIR,EI+  
325.8804  
2.385e+008

5-190502B06 Smooth(Mn,1x1)  
1668A-CS4-018 H5-19-CS4-005



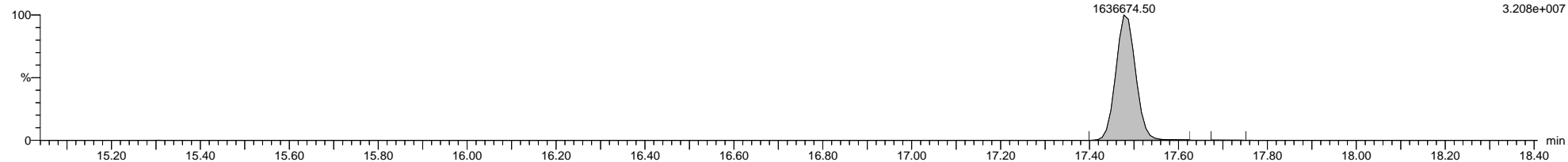
F3:Voltage SIR,EI+  
327.8775  
1.510e+008

5-190502B06 Smooth(Mn,1x1)  
1668A-CS4-018 H5-19-CS4-005



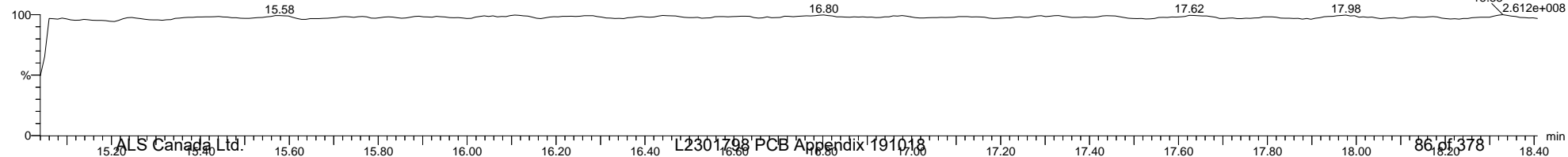
F3:Voltage SIR,EI+  
337.9207  
5.010e+007

5-190502B06 Smooth(Mn,1x1)  
1668A-CS4-018 H5-19-CS4-005



F3:Voltage SIR,EI+  
339.918  
3.208e+007

5-190502B06 Smooth(Mn,1x1)  
1668A-CS4-018 H5-19-CS4-005



F3:Voltage SIR,EI+  
18.33 280.9825  
2.612e+008

Quantify Sample Template Report

MassLynx MassLynx V4.1 SCN 901

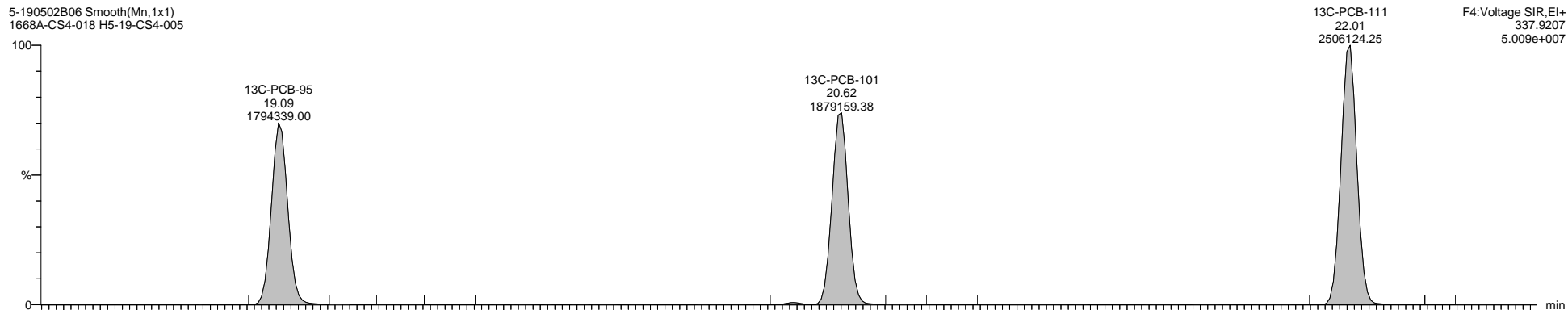
Dataset: I:\Organics Instrument\HIGHRES GCMS Completed Results Files\HR-5\ICALs\5-190502B-ICAL.qld

Last Altered: Friday, May 03, 2019 08:59:50 Eastern Daylight Time

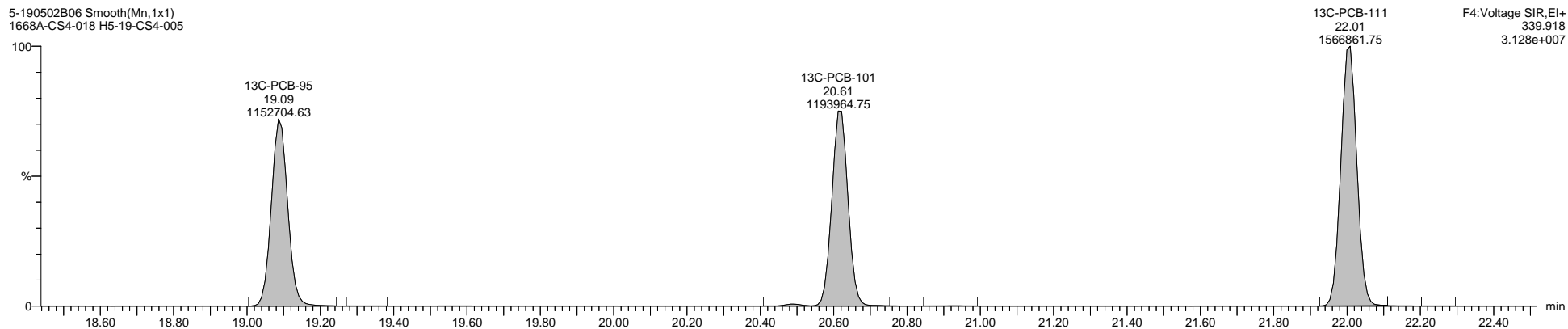
Printed: Thursday, May 16, 2019 16:27:00 Eastern Daylight Time

Name: 5-190502B06, Date: 02-May-2019, Time: 15:38:16, ID: H5-19-CS4-005, Description: 1668A-CS4-018, Vial: Tray1:44

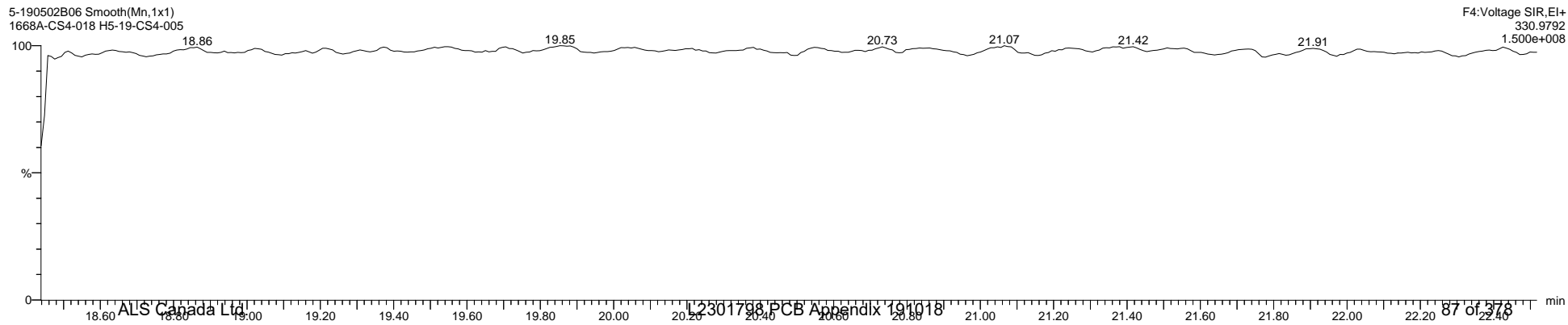
5-190502B06 Smooth(Mn,1x1)  
1668A-CS4-018 H5-19-CS4-005



5-190502B06 Smooth(Mn,1x1)  
1668A-CS4-018 H5-19-CS4-005



5-190502B06 Smooth(Mn,1x1)  
1668A-CS4-018 H5-19-CS4-005



Quantify Sample Template Report

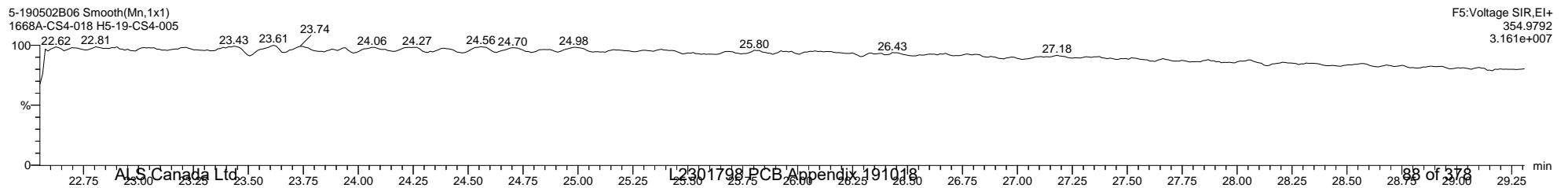
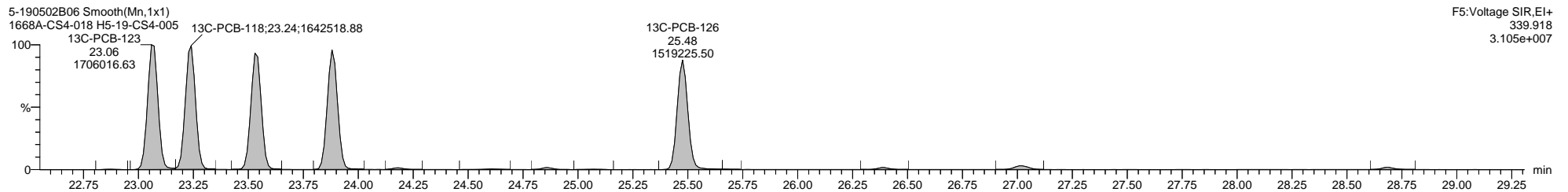
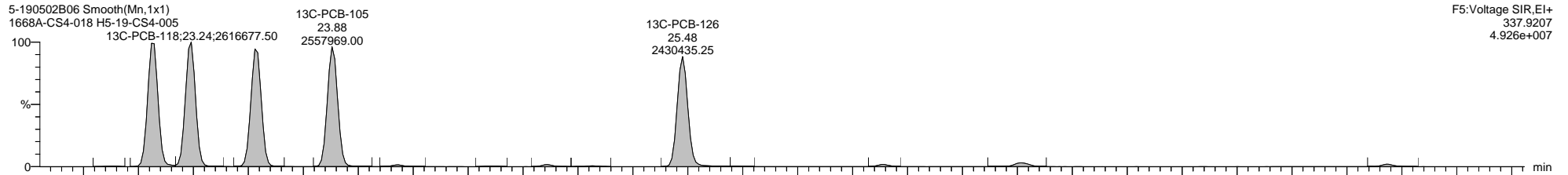
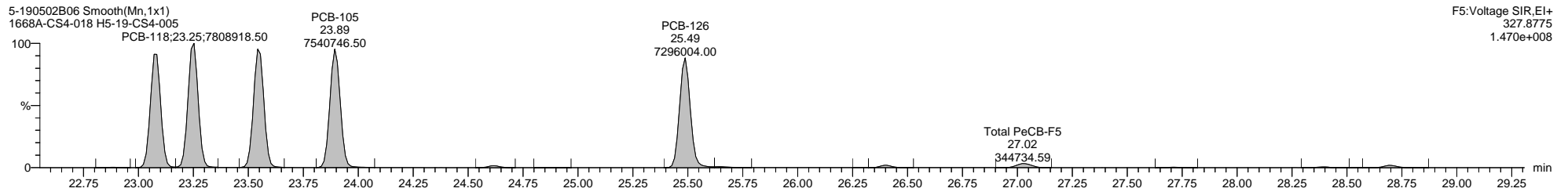
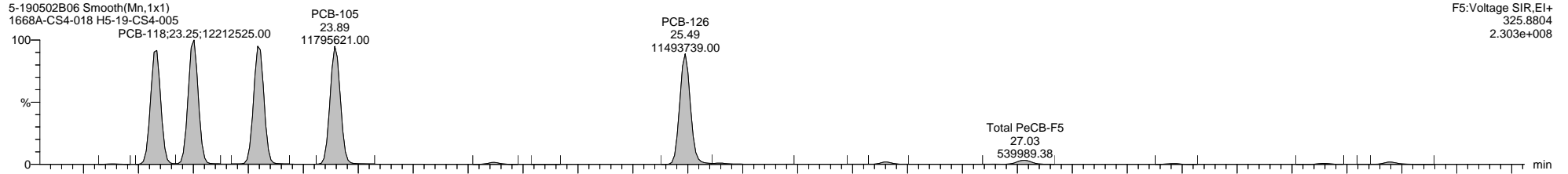
MassLynx MassLynx V4.1 SCN 901

Dataset: I:\Organics Instrument\HIGHRES GCMS Completed Results Files\HR-5\ICALs\5-190502B-ICAL.qld

Last Altered: Friday, May 03, 2019 08:59:50 Eastern Daylight Time

Printed: Thursday, May 16, 2019 16:27:00 Eastern Daylight Time

Name: 5-190502B06, Date: 02-May-2019, Time: 15:38:16, ID: H5-19-CS4-005, Description: 1668A-CS4-018, Vial: Tray1:44



Quantify Sample Template Report

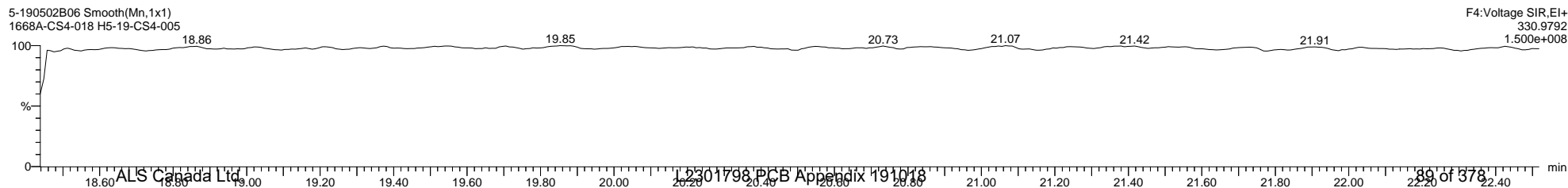
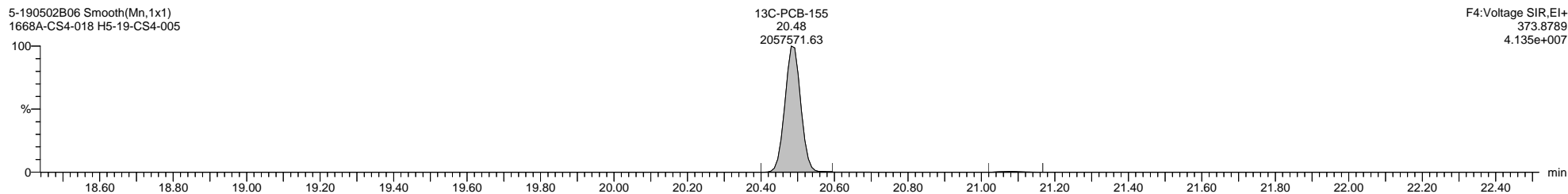
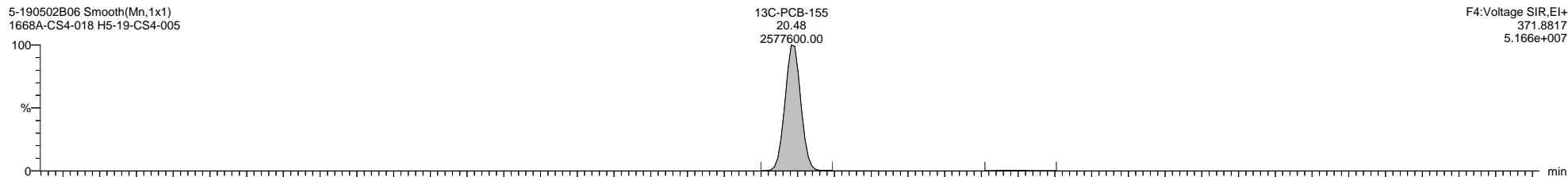
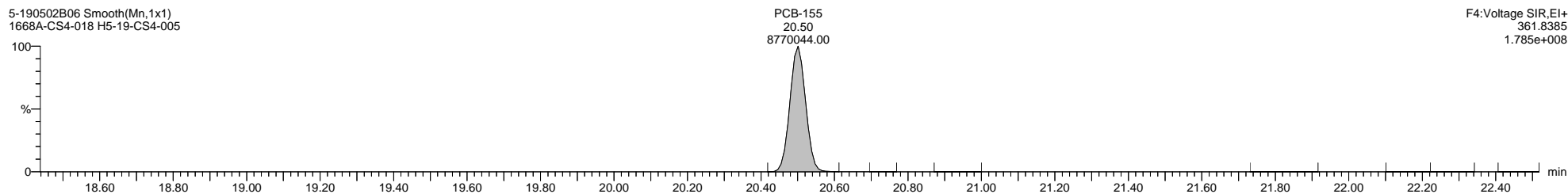
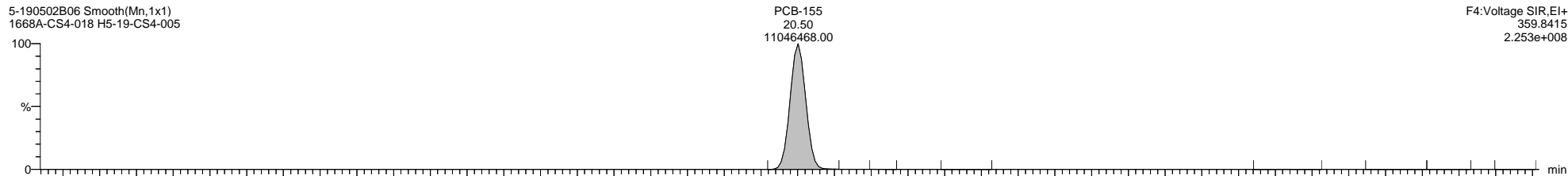
MassLynx MassLynx V4.1 SCN 901

Dataset: I:\Organics Instrument\HIGHRES GCMS Completed Results Files\HR-5ICALs\5-190502B-ICAL.qld

Last Altered: Friday, May 03, 2019 08:59:50 Eastern Daylight Time

Printed: Thursday, May 16, 2019 16:27:00 Eastern Daylight Time

Name: 5-190502B06, Date: 02-May-2019, Time: 15:38:16, ID: H5-19-CS4-005, Description: 1668A-CS4-018, Vial: Tray1:44

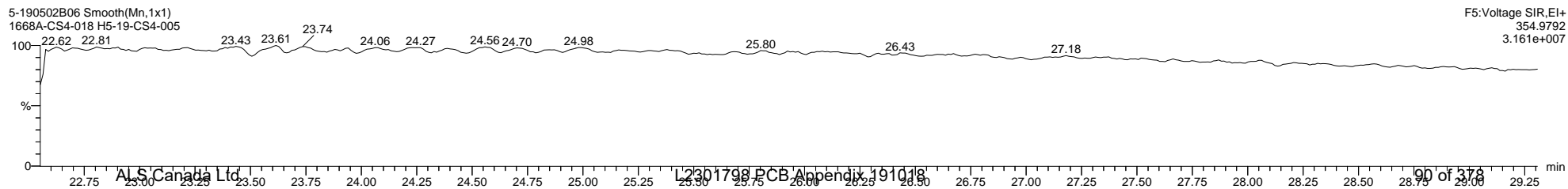
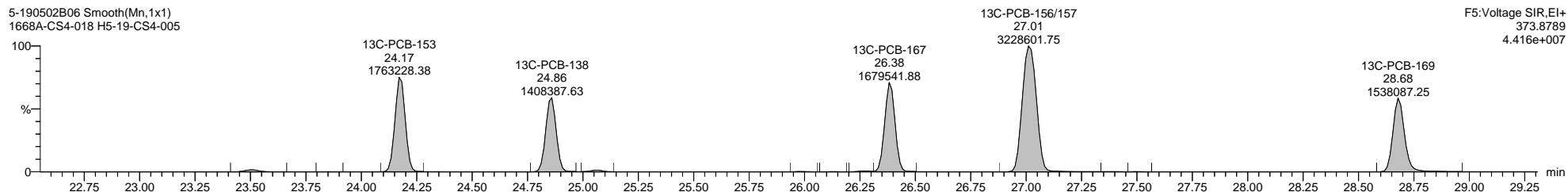
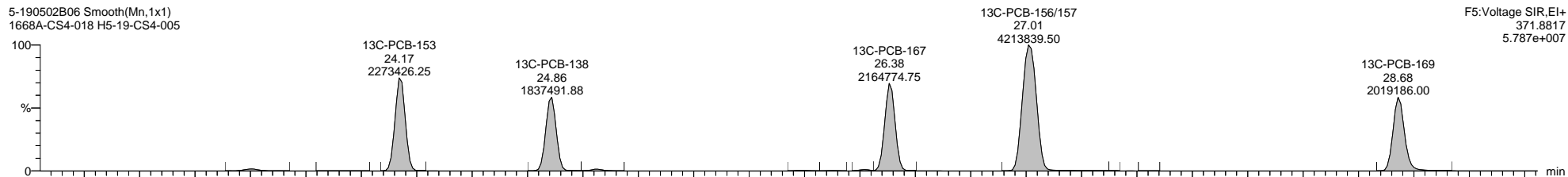
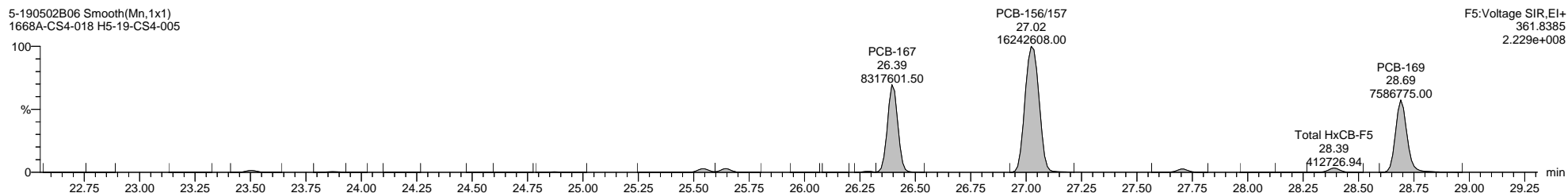
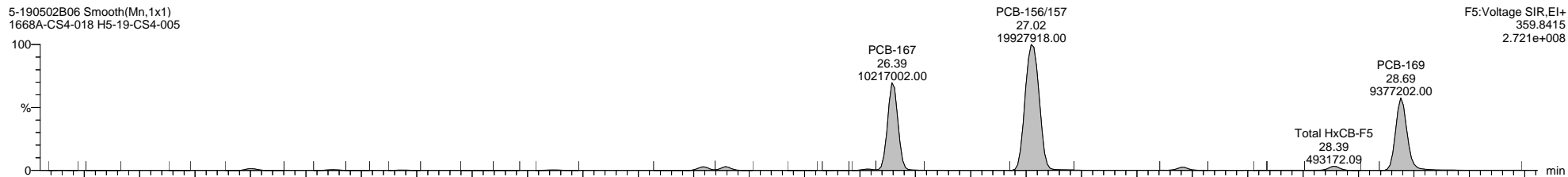


Quantify Sample Template Report MassLynx MassLynx V4.1 SCN 901

Dataset: I:\Organics Instrument\HIGHRES GCMS Completed Results Files\HR-5\ICALs\5-190502B-ICAL.qld

Last Altered: Friday, May 03, 2019 08:59:50 Eastern Daylight Time  
Printed: Thursday, May 16, 2019 16:27:00 Eastern Daylight Time

Name: 5-190502B06, Date: 02-May-2019, Time: 15:38:16, ID: H5-19-CS4-005, Description: 1668A-CS4-018, Vial: Tray1:44



Quantify Sample Template Report

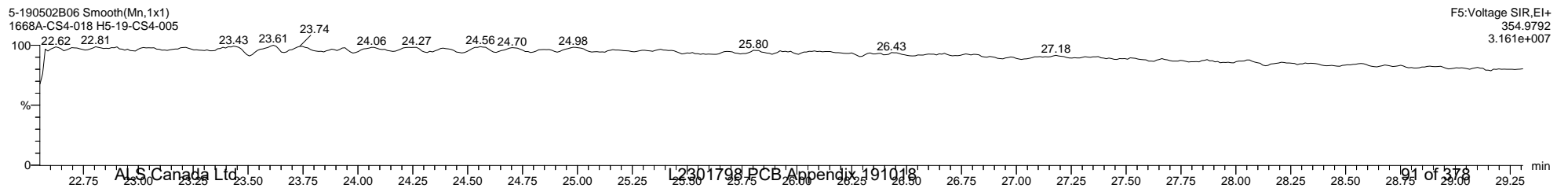
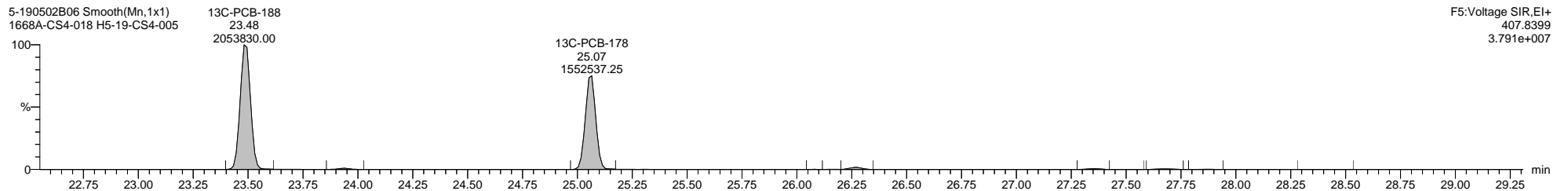
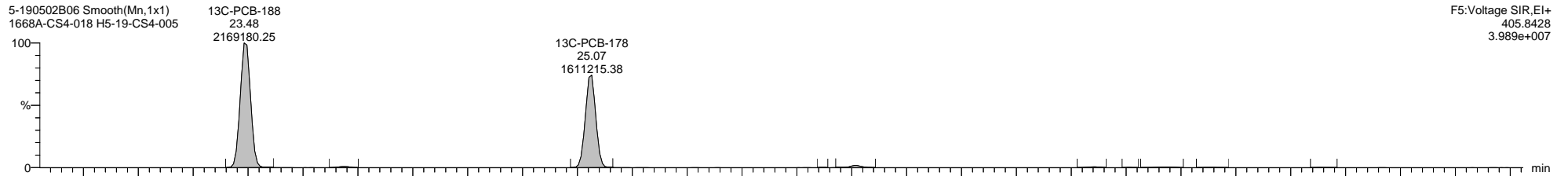
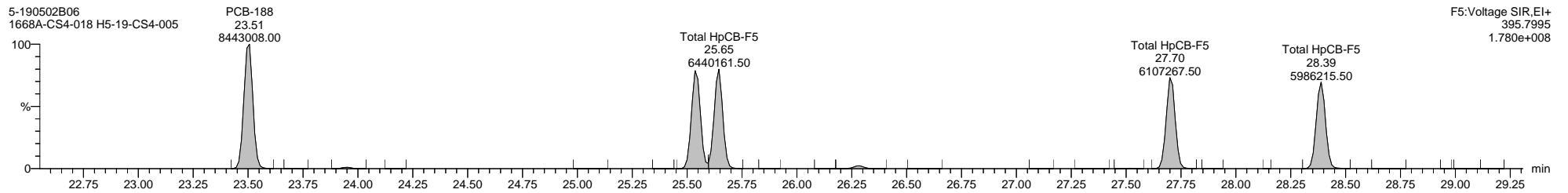
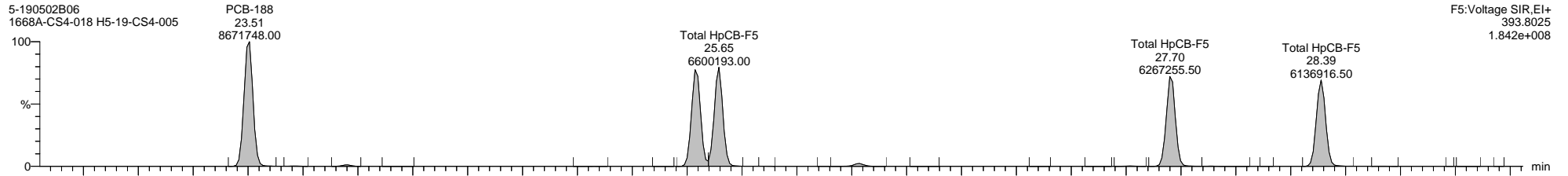
MassLynx MassLynx V4.1 SCN 901

Dataset: I:\Organics Instrument\HIGHRES GCMS Completed Results Files\HR-5\ICALs\5-190502B-ICAL.qld

Last Altered: Friday, May 03, 2019 08:59:50 Eastern Daylight Time

Printed: Thursday, May 16, 2019 16:27:00 Eastern Daylight Time

Name: 5-190502B06, Date: 02-May-2019, Time: 15:38:16, ID: H5-19-CS4-005, Description: 1668A-CS4-018, Vial: Tray1:44



Quantify Sample Template Report

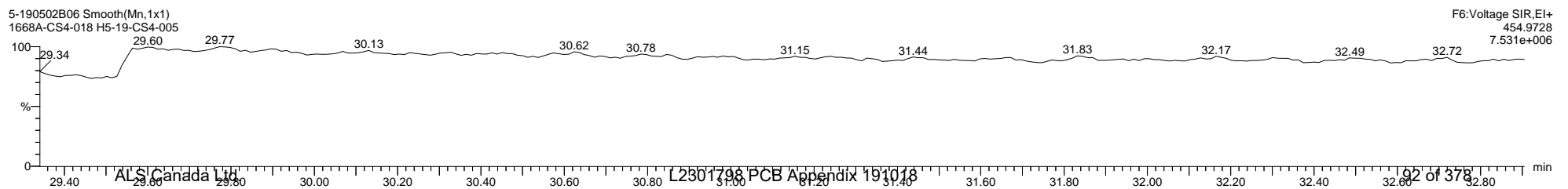
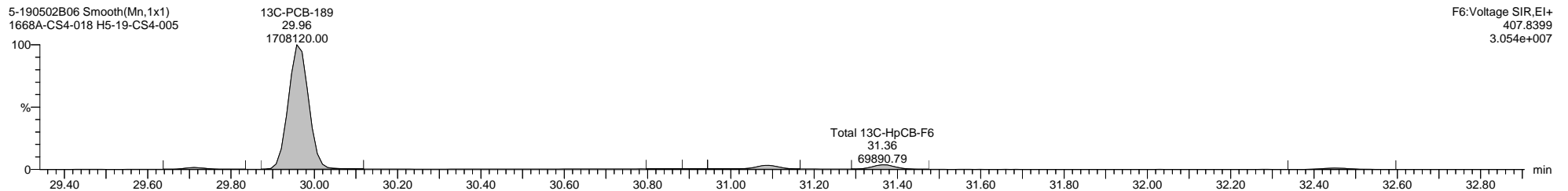
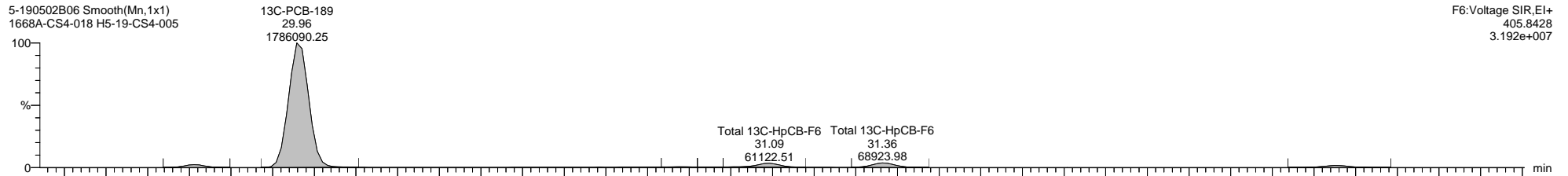
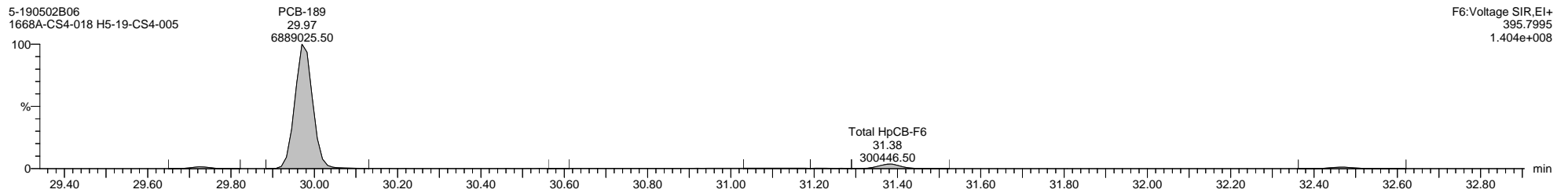
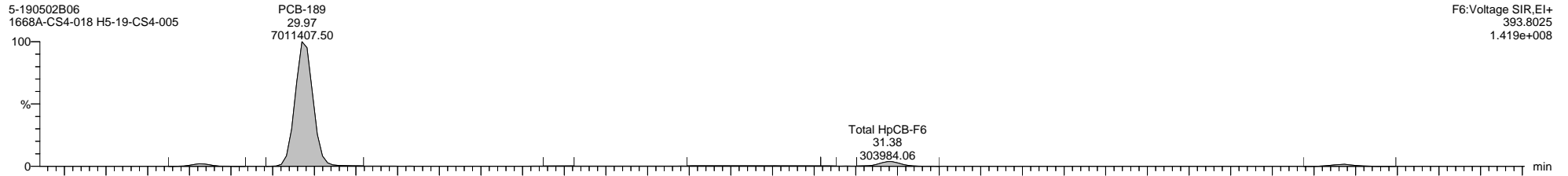
MassLynx MassLynx V4.1 SCN 901

Dataset: I:\Organics Instrument\HIGHRES GCMS Completed Results Files\HR-5\ICALs\5-190502B-ICAL.qld

Last Altered: Friday, May 03, 2019 08:59:50 Eastern Daylight Time

Printed: Thursday, May 16, 2019 16:27:00 Eastern Daylight Time

Name: 5-190502B06, Date: 02-May-2019, Time: 15:38:16, ID: H5-19-CS4-005, Description: 1668A-CS4-018, Vial: Tray1:44



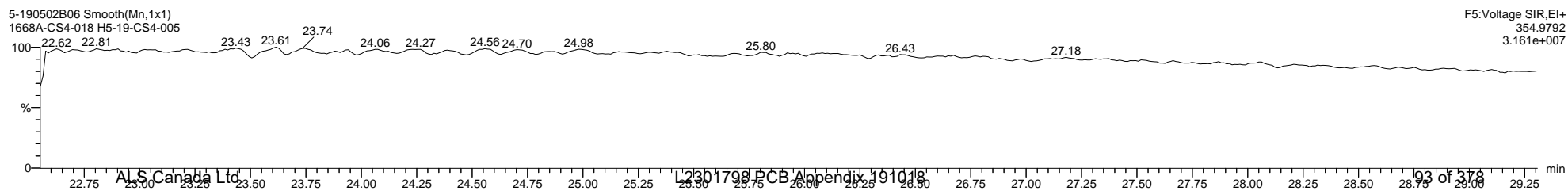
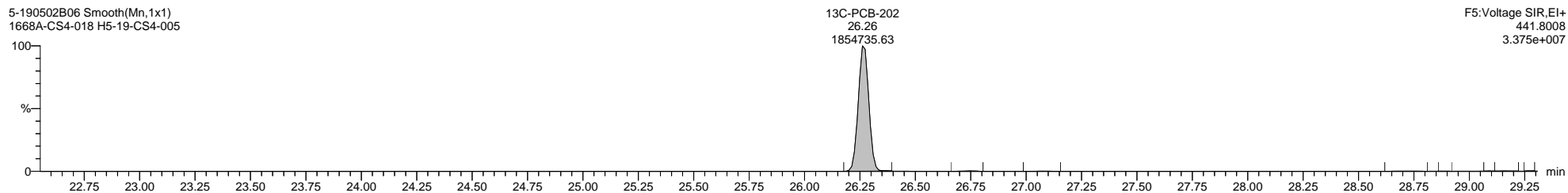
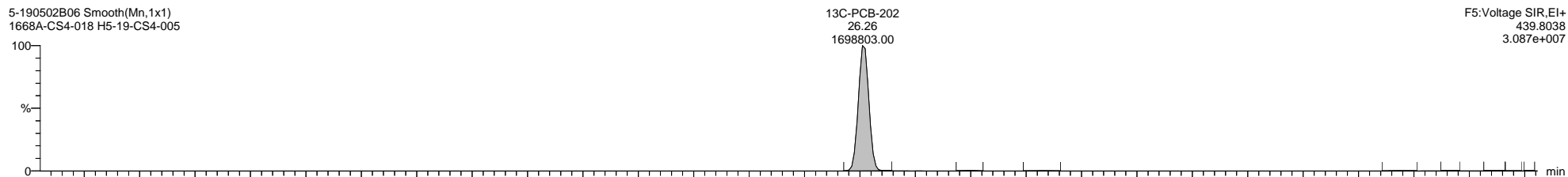
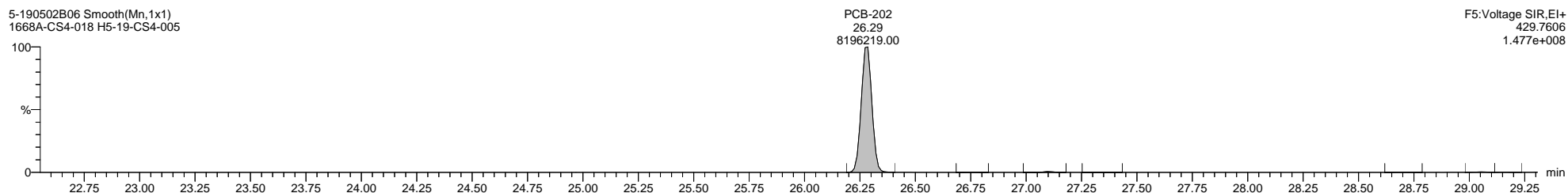
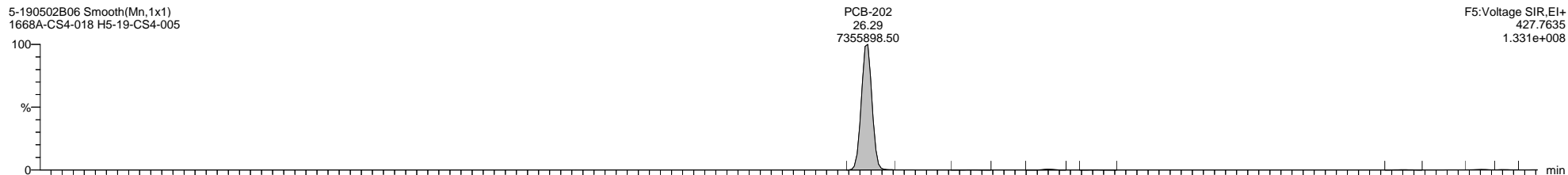


Quantify Sample Template Report MassLynx MassLynx V4.1 SCN 901

Dataset: I:\Organics Instrument\HIGHRES GCMS Completed Results Files\HR-5\ICALs\5-190502B-ICAL.qld

Last Altered: Friday, May 03, 2019 08:59:50 Eastern Daylight Time  
Printed: Thursday, May 16, 2019 16:27:00 Eastern Daylight Time

Name: 5-190502B06, Date: 02-May-2019, Time: 15:38:16, ID: H5-19-CS4-005, Description: 1668A-CS4-018, Vial: Tray1:44



Quantify Sample Template Report

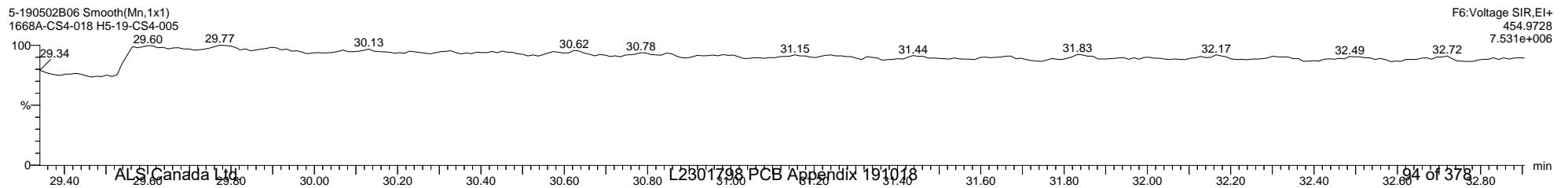
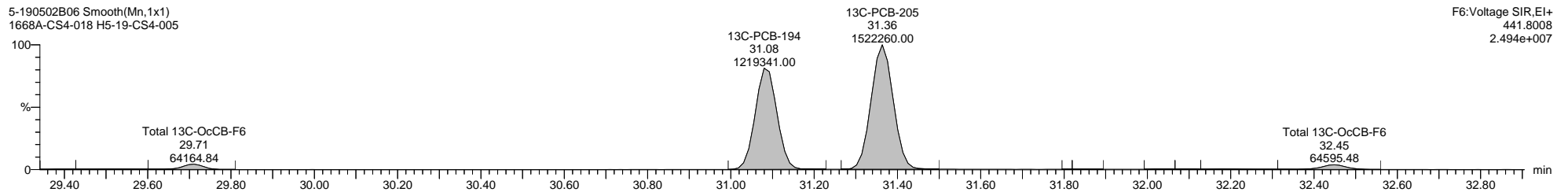
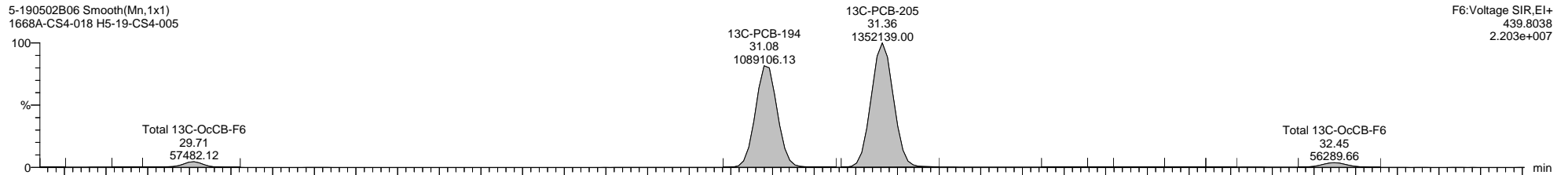
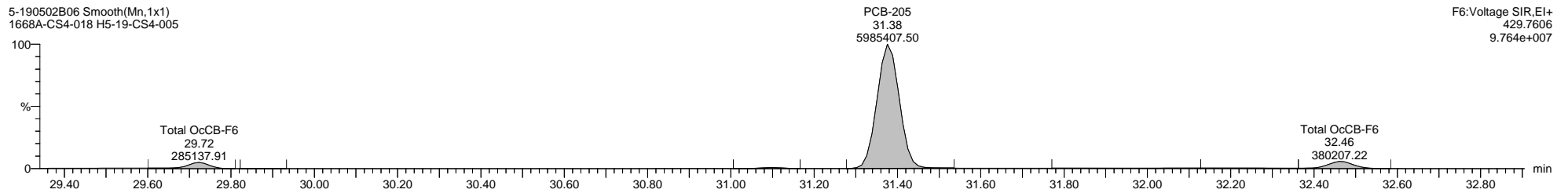
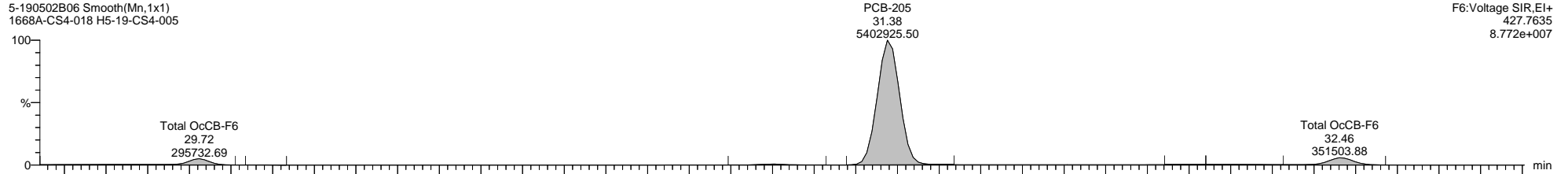
MassLynx MassLynx V4.1 SCN 901

Dataset: I:\Organics Instrument\HIGHRES GCMS Completed Results Files\HR-5ICALs\5-190502B-ICAL.qld

Last Altered: Friday, May 03, 2019 08:59:50 Eastern Daylight Time

Printed: Thursday, May 16, 2019 16:27:00 Eastern Daylight Time

Name: 5-190502B06, Date: 02-May-2019, Time: 15:38:16, ID: H5-19-CS4-005, Description: 1668A-CS4-018, Vial: Tray1:44



Quantify Sample Template Report

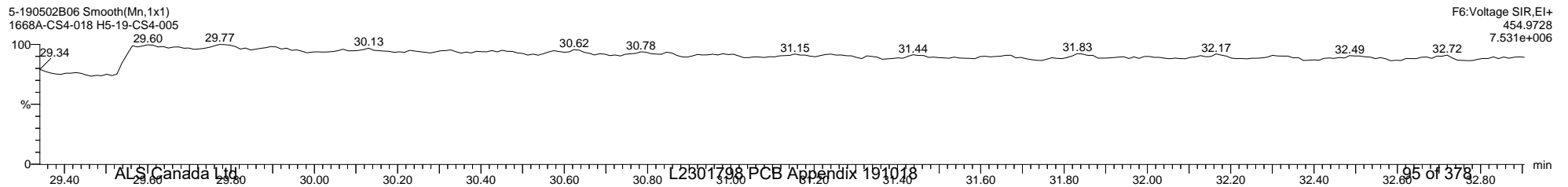
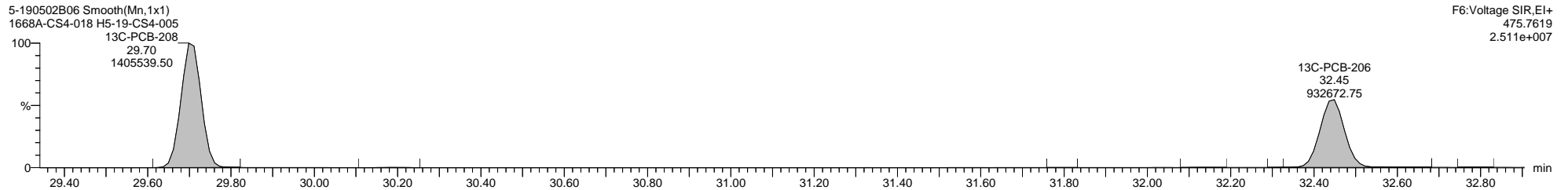

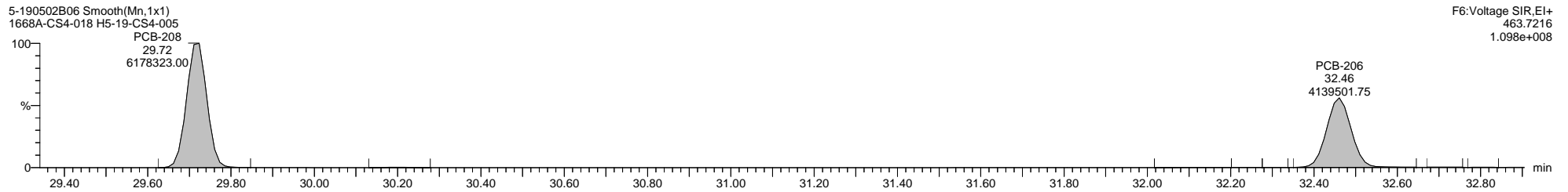

MassLynx MassLynx V4.1 SCN 901

Dataset: I:\Organics Instrument\HIGHRES GCMS Completed Results Files\HR-5\ICALs\5-190502B-ICAL.qld

Last Altered: Friday, May 03, 2019 08:59:50 Eastern Daylight Time

Printed: Thursday, May 16, 2019 16:27:00 Eastern Daylight Time

Name: 5-190502B06, Date: 02-May-2019, Time: 15:38:16, ID: H5-19-CS4-005, Description: 1668A-CS4-018, Vial: Tray1:44



Quantify Sample Template Report

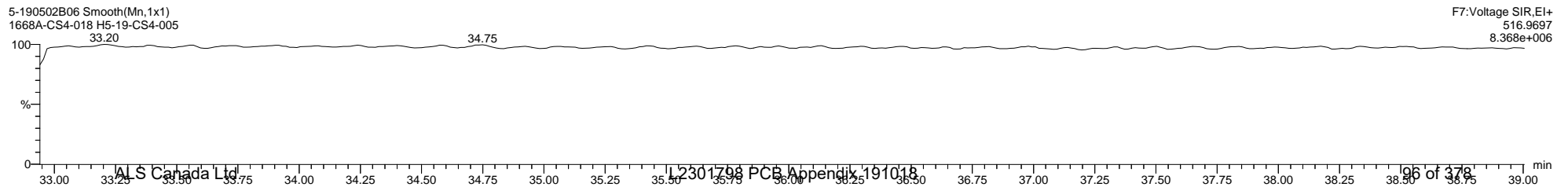
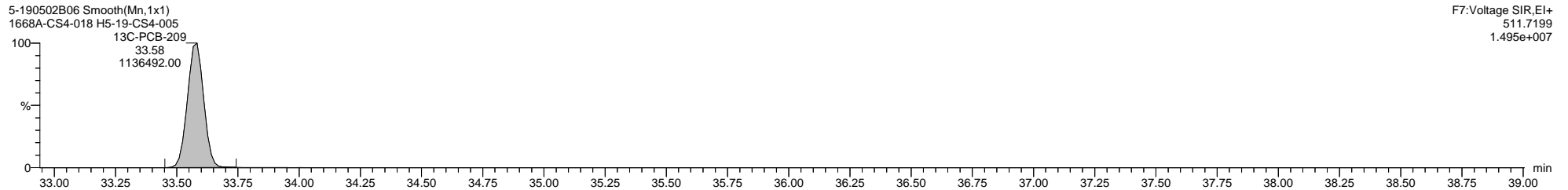
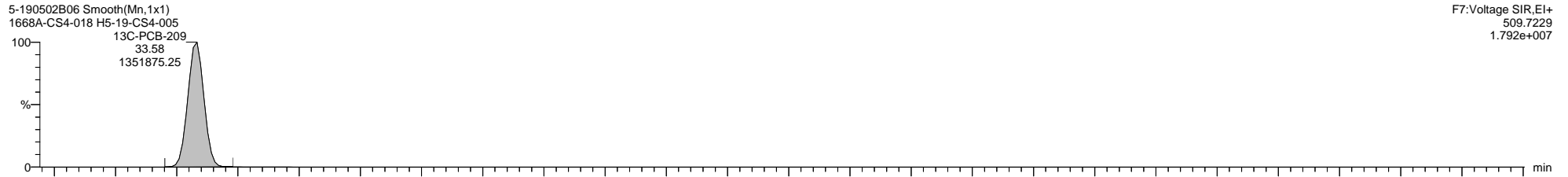
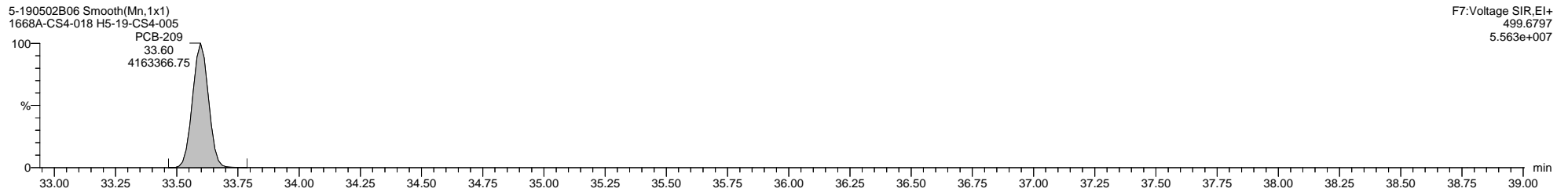
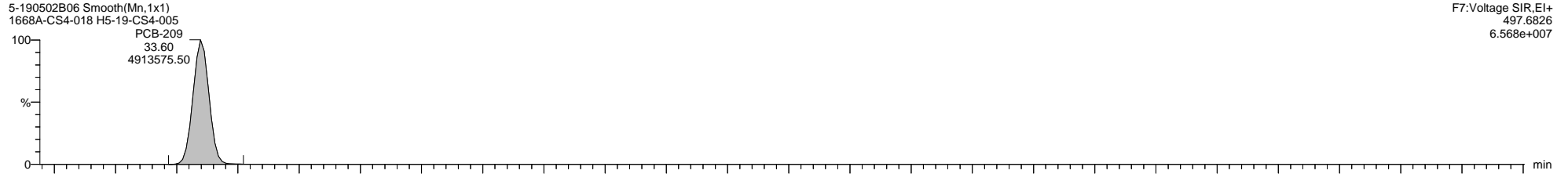
MassLynx MassLynx V4.1 SCN 901

Dataset: I:\Organics Instrument\HIGHRES GCMS Completed Results Files\HR-5\ICALs\5-190502B-ICAL.qld

Last Altered: Friday, May 03, 2019 08:59:50 Eastern Daylight Time

Printed: Thursday, May 16, 2019 16:27:00 Eastern Daylight Time

Name: 5-190502B06, Date: 02-May-2019, Time: 15:38:16, ID: H5-19-CS4-005, Description: 1668A-CS4-018, Vial: Tray1:44



Quantify Sample Template Report

MassLynx MassLynx V4.1 SCN 901

Dataset: I:\Organics Instrument\HIGHRES GCMS Completed Results Files\HR-5\ICALs\5-190502B-ICAL.qld

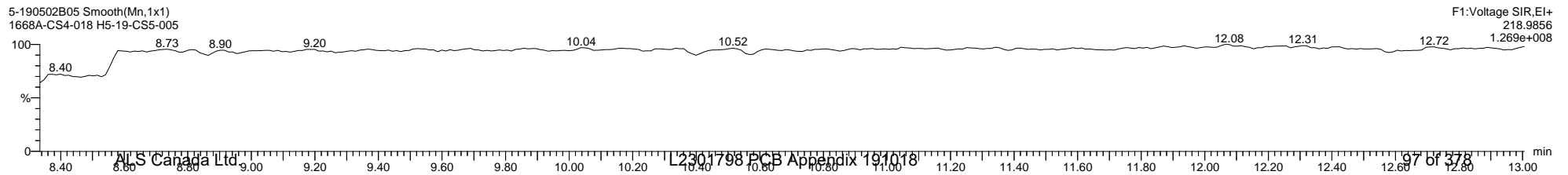
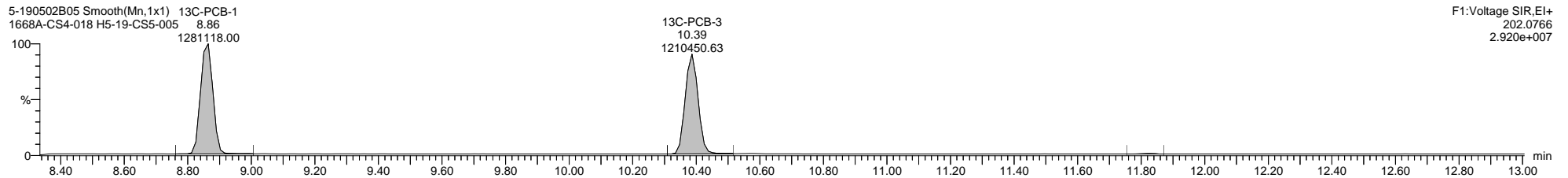
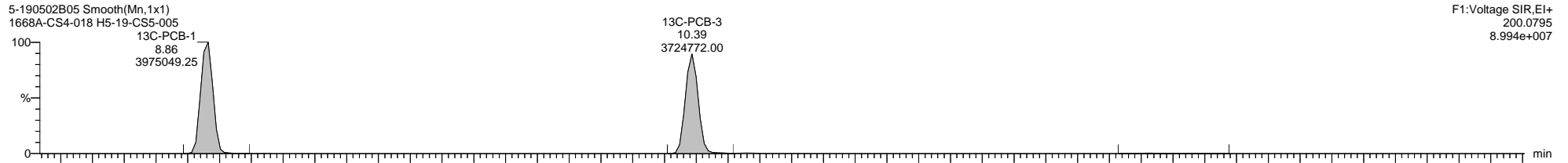
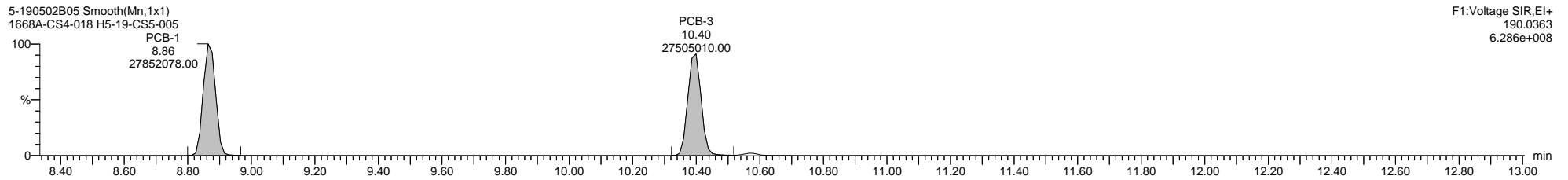
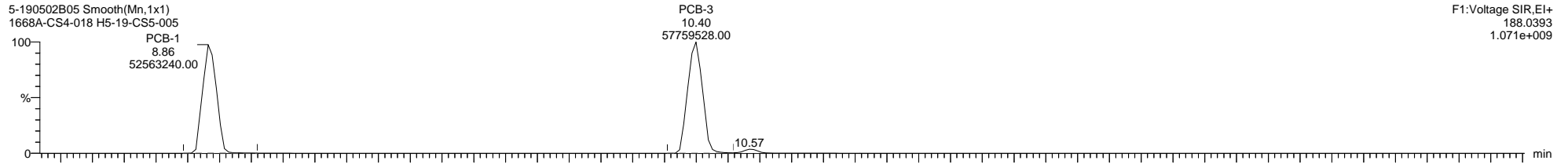
Last Altered: Friday, May 03, 2019 08:59:50 Eastern Daylight Time

Printed: Thursday, May 16, 2019 16:27:00 Eastern Daylight Time

Method: C:\MassLynx\PCB.PRO\MethDB\1668-OCTYL-1-ICAL.mdb 28 Dec 2018 11:55:27

Calibration: C:\MassLynx\PCB.PRO\CurveDB\5-190502B-ICAL.cdb 03 May 2019 08:59:50

Name: 5-190502B05, Date: 02-May-2019, Time: 14:56:11, ID: H5-19-CS5-005, Description: 1668A-CS4-018, Vial: Tray1:43



Quantify Sample Template Report

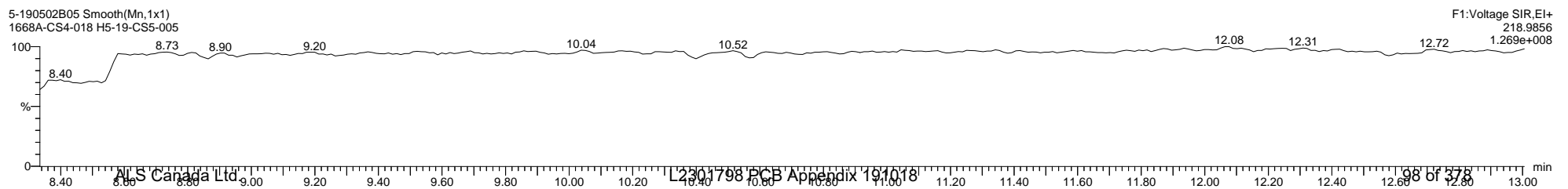
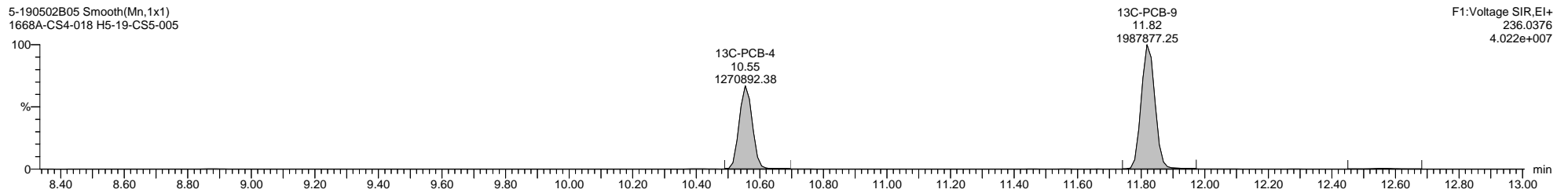
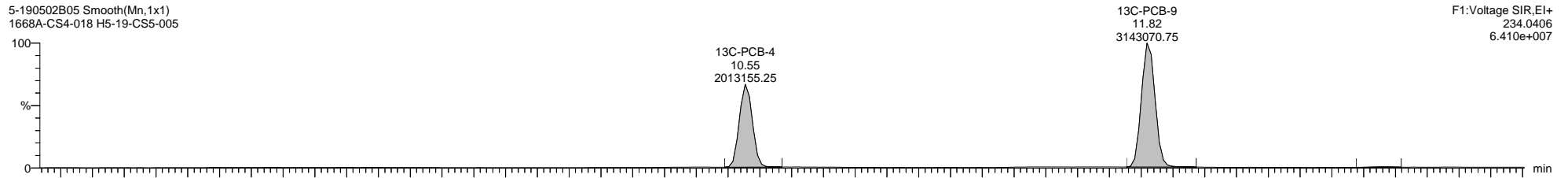
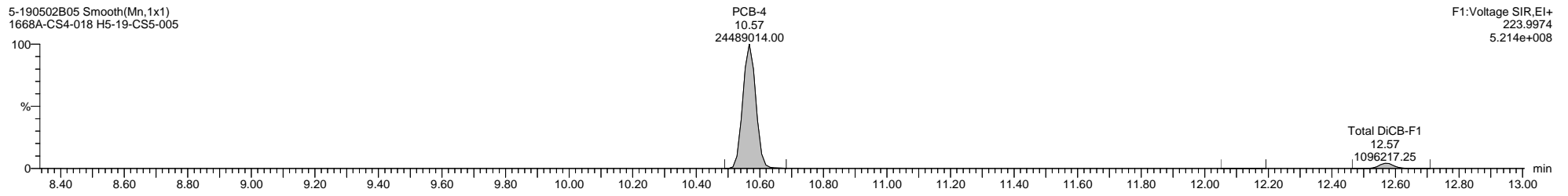
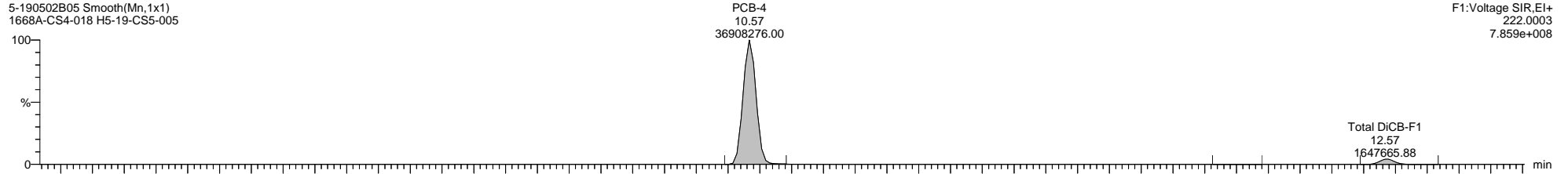
MassLynx MassLynx V4.1 SCN 901

Dataset: I:\Organics Instrument\HIGHRES GCMS Completed Results Files\HR-5\ICALs\5-190502B-ICAL.qld

Last Altered: Friday, May 03, 2019 08:59:50 Eastern Daylight Time

Printed: Thursday, May 16, 2019 16:27:00 Eastern Daylight Time

Name: 5-190502B05, Date: 02-May-2019, Time: 14:56:11, ID: H5-19-CS5-005, Description: 1668A-CS4-018, Vial: Tray1:43



Quantify Sample Template Report

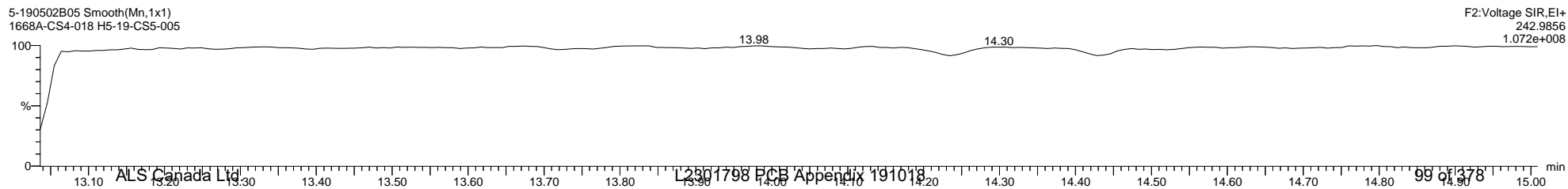
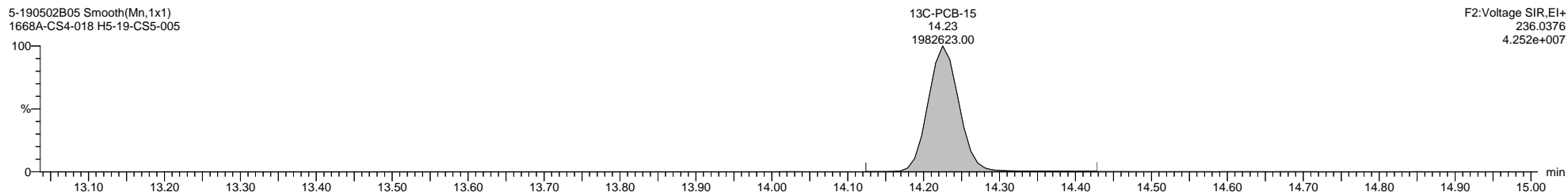

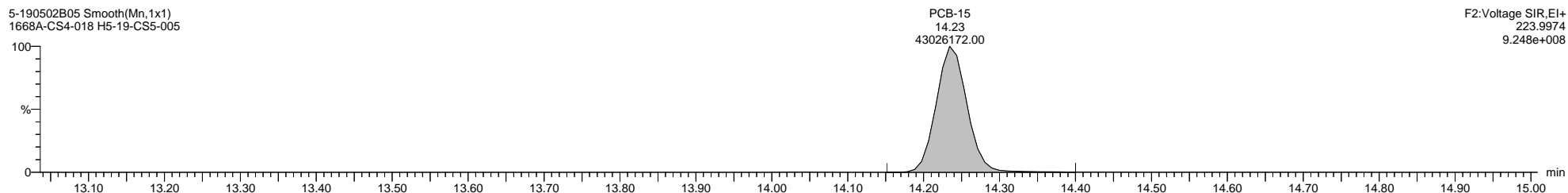

MassLynx MassLynx V4.1 SCN 901

Dataset: I:\Organics Instrument\HIGHRES GCMS Completed Results Files\HR-5\ICALs\5-190502B-ICAL.qld

Last Altered: Friday, May 03, 2019 08:59:50 Eastern Daylight Time

Printed: Thursday, May 16, 2019 16:27:00 Eastern Daylight Time

Name: 5-190502B05, Date: 02-May-2019, Time: 14:56:11, ID: H5-19-CS5-005, Description: 1668A-CS4-018, Vial: Tray1:43



Quantify Sample Template Report

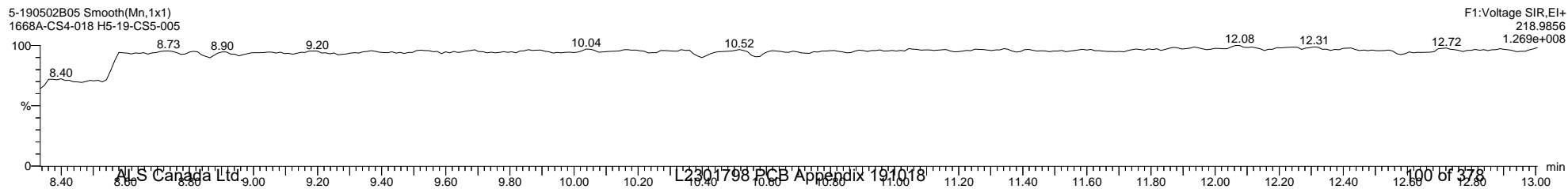

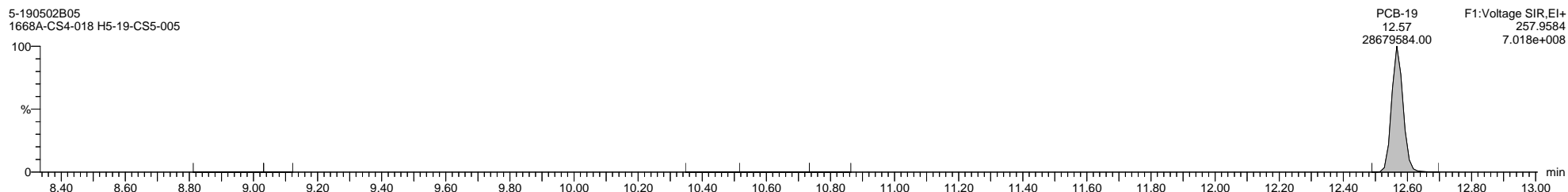

MassLynx MassLynx V4.1 SCN 901

Dataset: I:\Organics Instrument\HIGHRES GCMS Completed Results Files\HR-5\ICALs\5-190502B-ICAL.qld

Last Altered: Friday, May 03, 2019 08:59:50 Eastern Daylight Time

Printed: Thursday, May 16, 2019 16:27:00 Eastern Daylight Time

Name: 5-190502B05, Date: 02-May-2019, Time: 14:56:11, ID: H5-19-CS5-005, Description: 1668A-CS4-018, Vial: Tray1:43





Quantify Sample Template Report

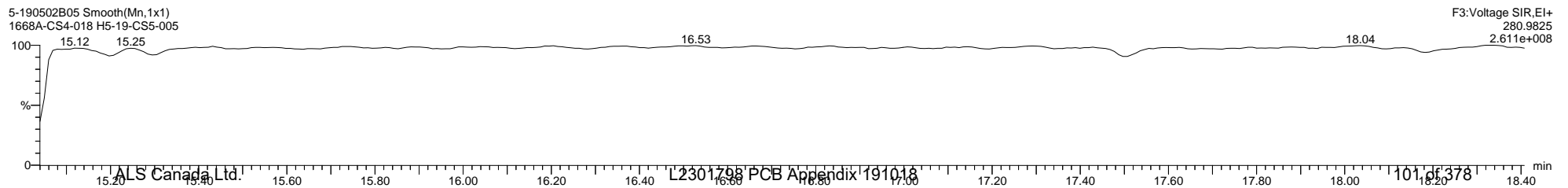
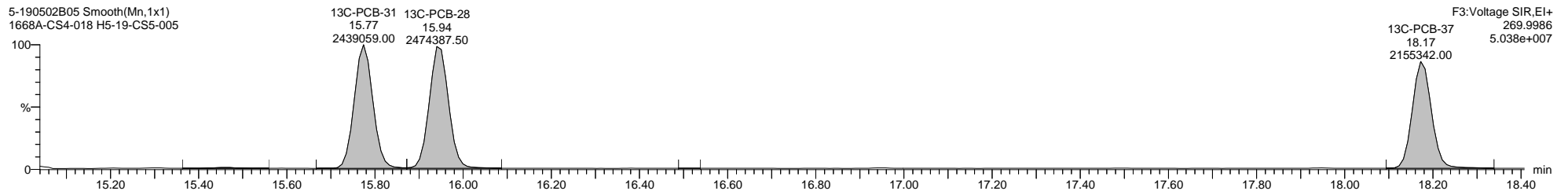

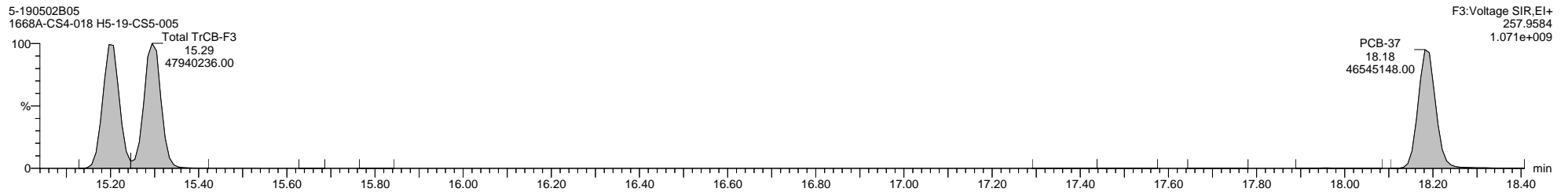
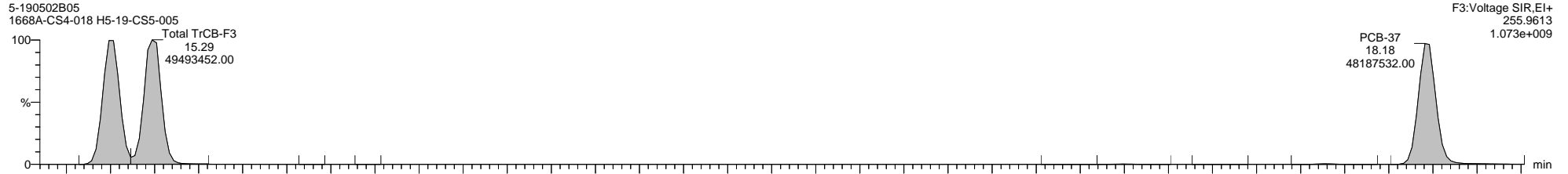
MassLynx MassLynx V4.1 SCN 901

Dataset: I:\Organics Instrument\HIGHRES GCMS Completed Results Files\HR-5\ICALs\5-190502B-ICAL.qld

Last Altered: Friday, May 03, 2019 08:59:50 Eastern Daylight Time

Printed: Thursday, May 16, 2019 16:27:00 Eastern Daylight Time

Name: 5-190502B05, Date: 02-May-2019, Time: 14:56:11, ID: H5-19-CS5-005, Description: 1668A-CS4-018, Vial: Tray1:43



Quantify Sample Template Report

MassLynx MassLynx V4.1 SCN 901


Dataset: I:\Organics Instrument\HIGHRES GCMS Completed Results Files\HR-5\ICALs\5-190502B-ICAL.qld

Last Altered: Friday, May 03, 2019 08:59:50 Eastern Daylight Time

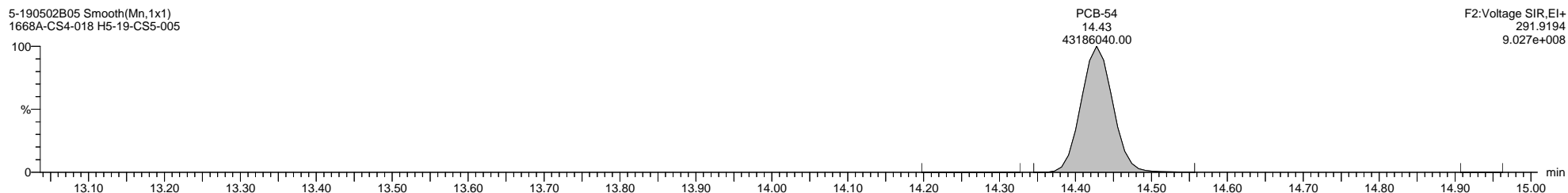
Printed: Thursday, May 16, 2019 16:27:00 Eastern Daylight Time

Name: 5-190502B05, Date: 02-May-2019, Time: 14:56:11, ID: H5-19-CS5-005, Description: 1668A-CS4-018, Vial: Tray1:43


5-190502B05 Smooth(Mn,1x1)  
1668A-CS4-018 H5-19-CS5-005



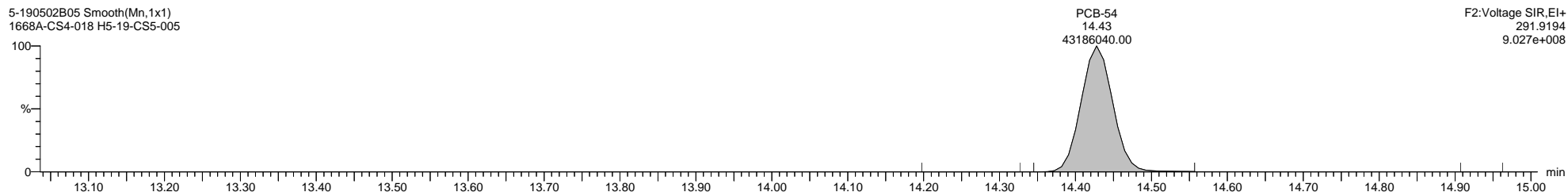
5-190502B05 Smooth(Mn,1x1)  
1668A-CS4-018 H5-19-CS5-005



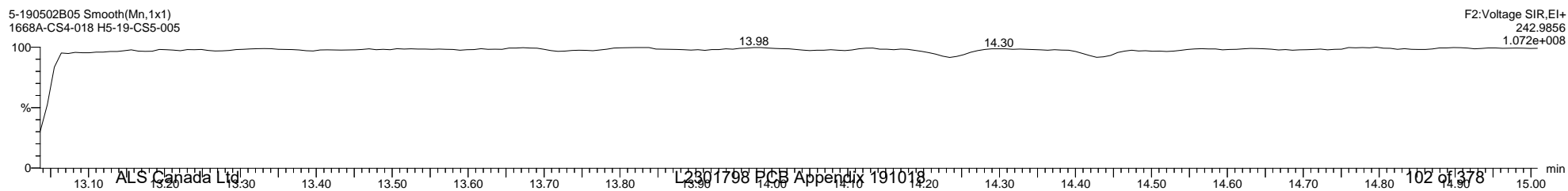
5-190502B05 Smooth(Mn,1x1)  
1668A-CS4-018 H5-19-CS5-005



5-190502B05 Smooth(Mn,1x1)  
1668A-CS4-018 H5-19-CS5-005



5-190502B05 Smooth(Mn,1x1)  
1668A-CS4-018 H5-19-CS5-005



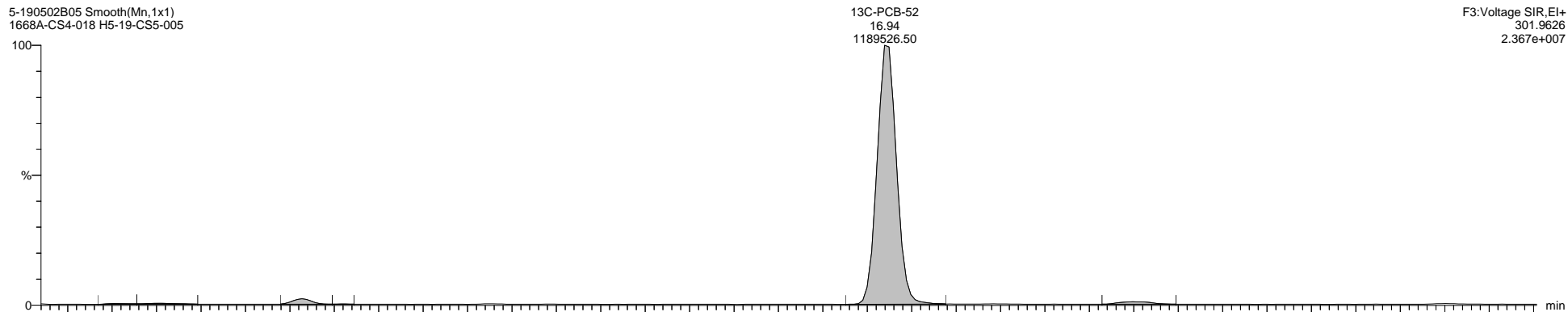
Dataset: I:\Organics Instrument\HIGHRES GCMS Completed Results Files\HR-5\ICALs\5-190502B-ICAL.qld

Last Altered: Friday, May 03, 2019 08:59:50 Eastern Daylight Time

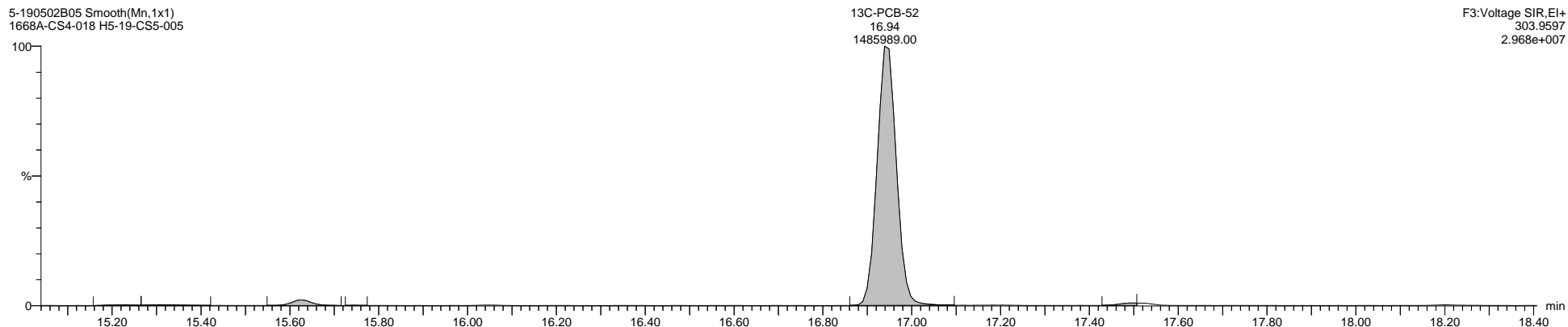
Printed: Thursday, May 16, 2019 16:27:00 Eastern Daylight Time

Name: 5-190502B05, Date: 02-May-2019, Time: 14:56:11, ID: H5-19-CS5-005, Description: 1668A-CS4-018, Vial: Tray1:43

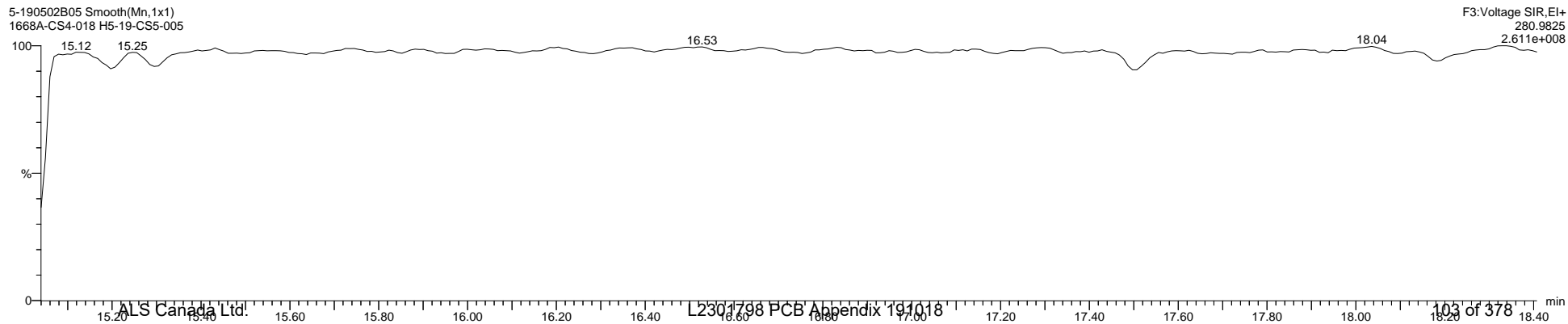
5-190502B05 Smooth(Mn,1x1)  
1668A-CS4-018 H5-19-CS5-005



5-190502B05 Smooth(Mn,1x1)  
1668A-CS4-018 H5-19-CS5-005



5-190502B05 Smooth(Mn,1x1)  
1668A-CS4-018 H5-19-CS5-005



Quantify Sample Template Report

MassLynx MassLynx V4.1 SCN 901


Dataset: I:\Organics Instrument\HIGHRES GCMS Completed Results Files\HR-5\ICALs\5-190502B-ICAL.qld

Last Altered: Friday, May 03, 2019 08:59:50 Eastern Daylight Time

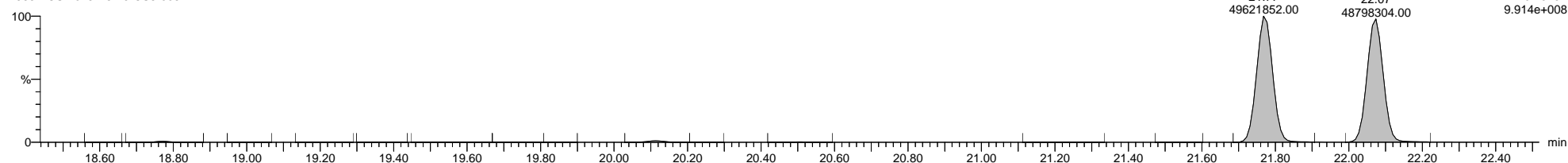
Printed: Thursday, May 16, 2019 16:27:00 Eastern Daylight Time

Name: 5-190502B05, Date: 02-May-2019, Time: 14:56:11, ID: H5-19-CS5-005, Description: 1668A-CS4-018, Vial: Tray1:43


5-190502B05 Smooth(Mn,1x1)  
1668A-CS4-018 H5-19-CS5-005



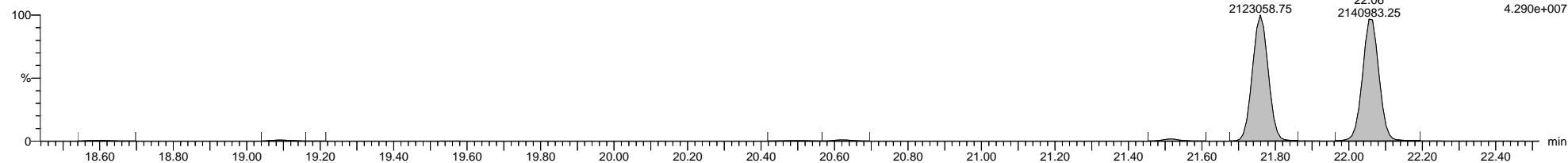
5-190502B05 Smooth(Mn,1x1)  
1668A-CS4-018 H5-19-CS5-005



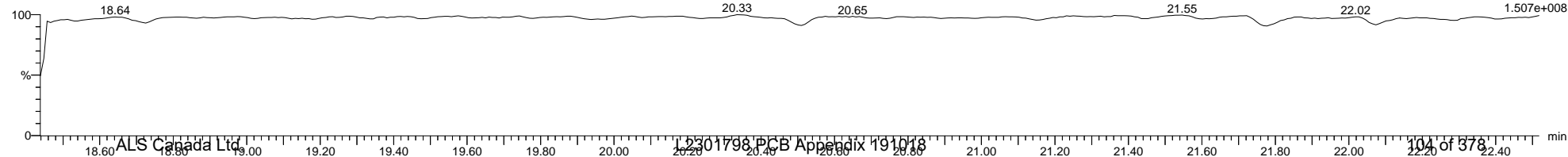
5-190502B05 Smooth(Mn,1x1)  
1668A-CS4-018 H5-19-CS5-005



5-190502B05 Smooth(Mn,1x1)  
1668A-CS4-018 H5-19-CS5-005



5-190502B05 Smooth(Mn,1x1)  
1668A-CS4-018 H5-19-CS5-005



Quantify Sample Template Report

MassLynx MassLynx V4.1 SCN 901

Dataset: I:\Organics Instrument\HIGHRES GCMS Completed Results Files\HR-5\ICALs\5-190502B-ICAL.qld

Last Altered: Friday, May 03, 2019 08:59:50 Eastern Daylight Time

Printed: Thursday, May 16, 2019 16:27:00 Eastern Daylight Time

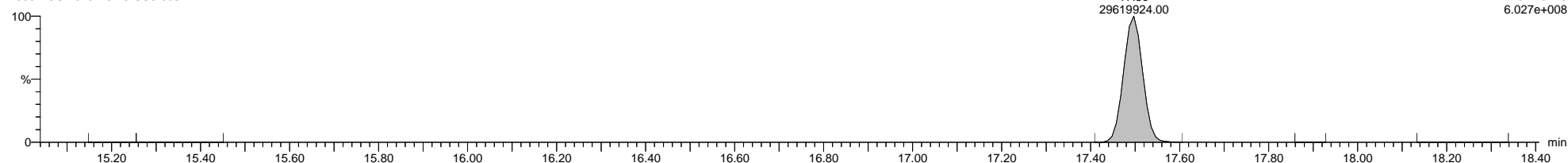
Name: 5-190502B05, Date: 02-May-2019, Time: 14:56:11, ID: H5-19-CS5-005, Description: 1668A-CS4-018, Vial: Tray1:43

5-190502B05 Smooth(Mn,1x1)  
1668A-CS4-018 H5-19-CS5-005




F3:Voltage SIR,EI+  
325.8804  
9.461e+008

5-190502B05 Smooth(Mn,1x1)  
1668A-CS4-018 H5-19-CS5-005



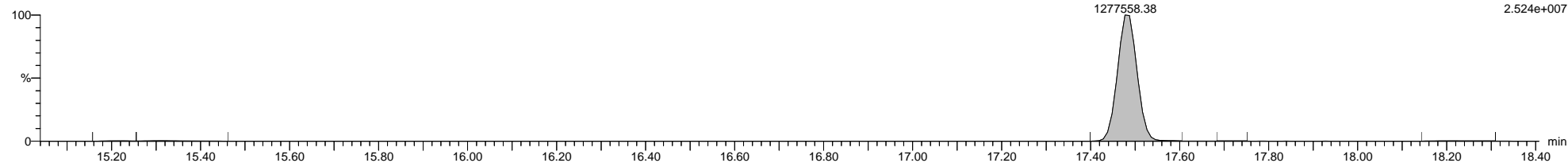
F3:Voltage SIR,EI+  
327.8775  
6.027e+008

5-190502B05 Smooth(Mn,1x1)  
1668A-CS4-018 H5-19-CS5-005



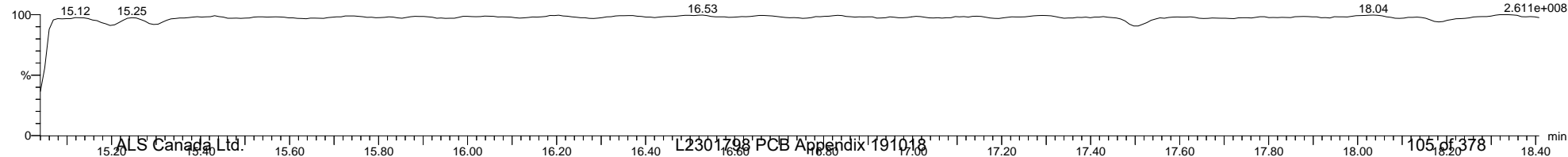
F3:Voltage SIR,EI+  
337.9207  
3.969e+007

5-190502B05 Smooth(Mn,1x1)  
1668A-CS4-018 H5-19-CS5-005



F3:Voltage SIR,EI+  
339.918  
2.524e+007

5-190502B05 Smooth(Mn,1x1)  
1668A-CS4-018 H5-19-CS5-005



F3:Voltage SIR,EI+  
280.9825  
2.611e+008

Quantify Sample Template Report

MassLynx MassLynx V4.1 SCN 901

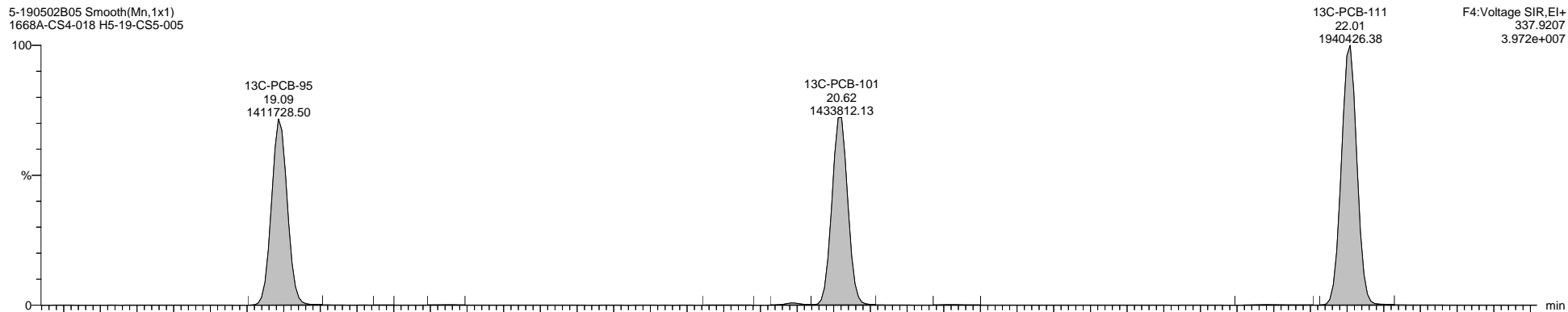
Dataset: I:\Organics Instrument\HIGHRES GCMS Completed Results Files\HR-5\ICALs\5-190502B-ICAL.qld

Last Altered: Friday, May 03, 2019 08:59:50 Eastern Daylight Time

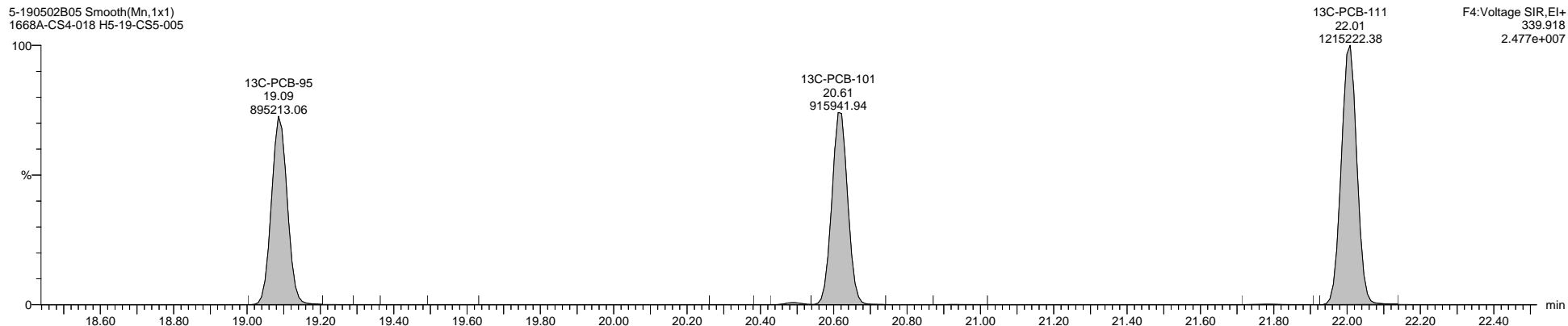
Printed: Thursday, May 16, 2019 16:27:00 Eastern Daylight Time

Name: 5-190502B05, Date: 02-May-2019, Time: 14:56:11, ID: H5-19-CS5-005, Description: 1668A-CS4-018, Vial: Tray1:43

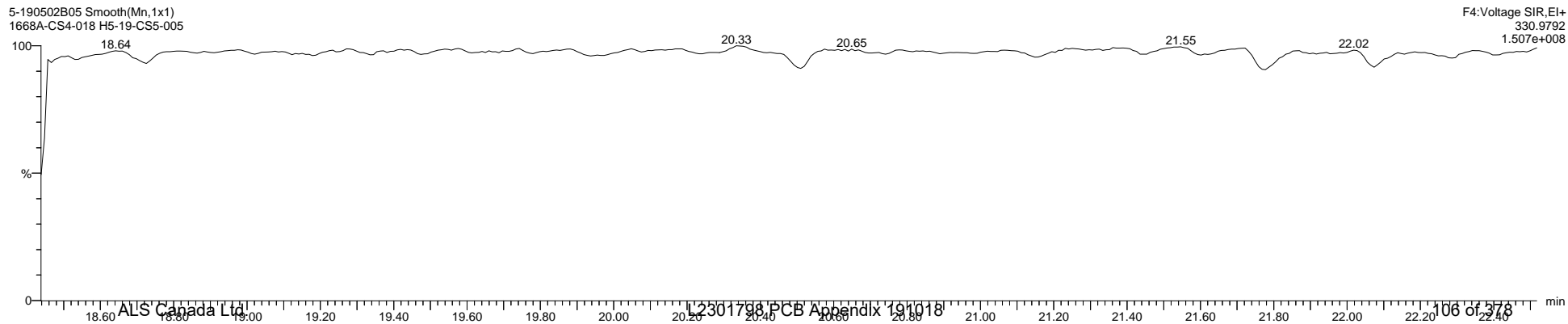
5-190502B05 Smooth(Mn,1x1)  
1668A-CS4-018 H5-19-CS5-005



5-190502B05 Smooth(Mn,1x1)  
1668A-CS4-018 H5-19-CS5-005



5-190502B05 Smooth(Mn,1x1)  
1668A-CS4-018 H5-19-CS5-005



Quantify Sample Template Report

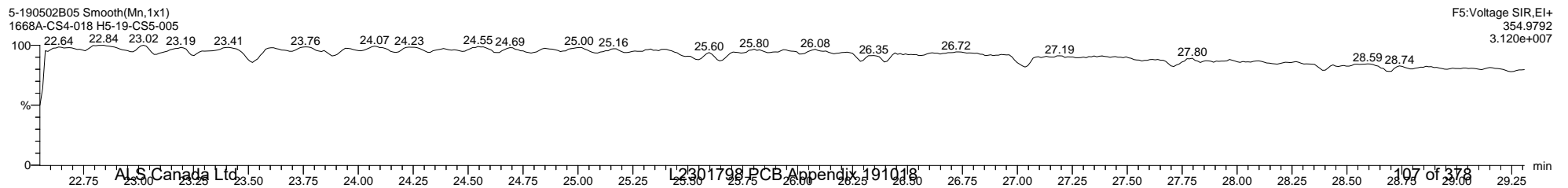
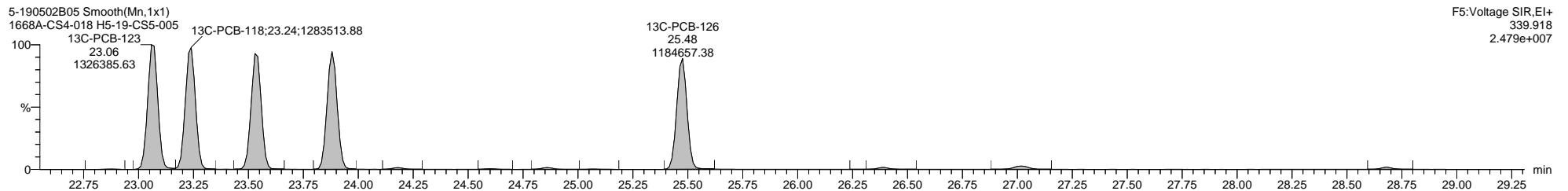
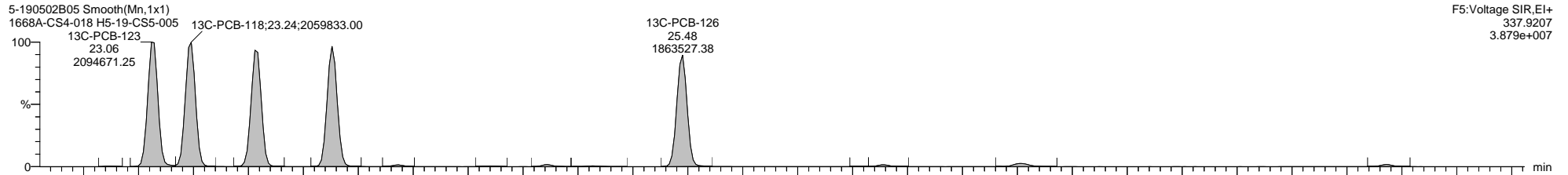
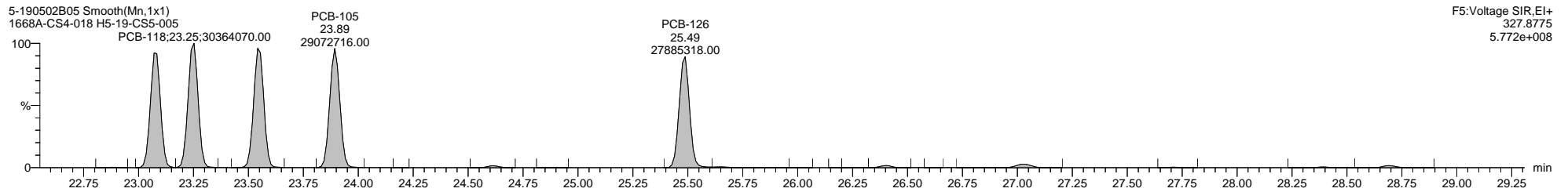
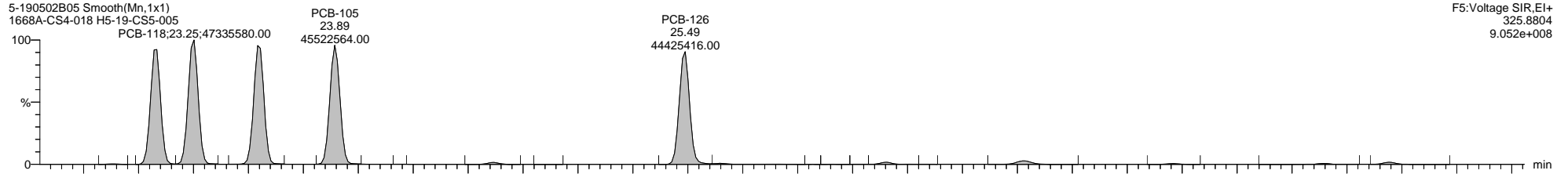
MassLynx MassLynx V4.1 SCN 901

Dataset: I:\Organics Instrument\HIGHRES GCMS Completed Results Files\HR-5\ICALs\5-190502B-ICAL.qld

Last Altered: Friday, May 03, 2019 08:59:50 Eastern Daylight Time

Printed: Thursday, May 16, 2019 16:27:00 Eastern Daylight Time

Name: 5-190502B05, Date: 02-May-2019, Time: 14:56:11, ID: H5-19-CS5-005, Description: 1668A-CS4-018, Vial: Tray1:43


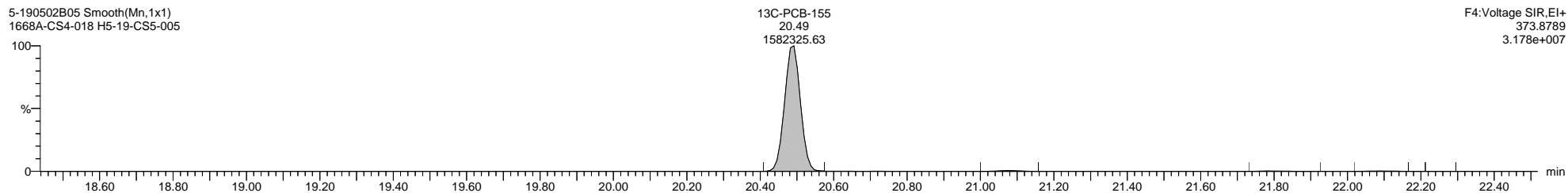
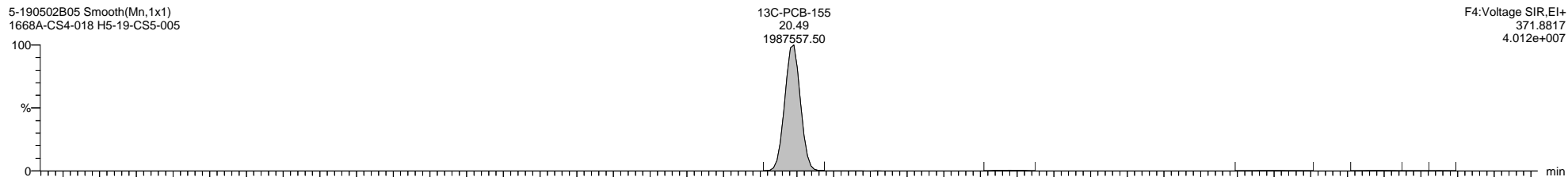
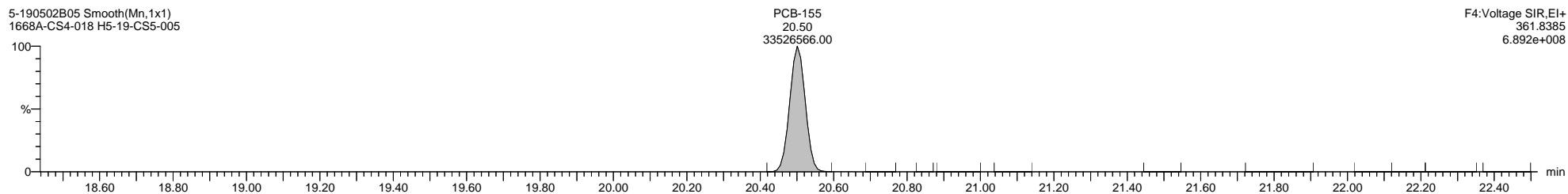
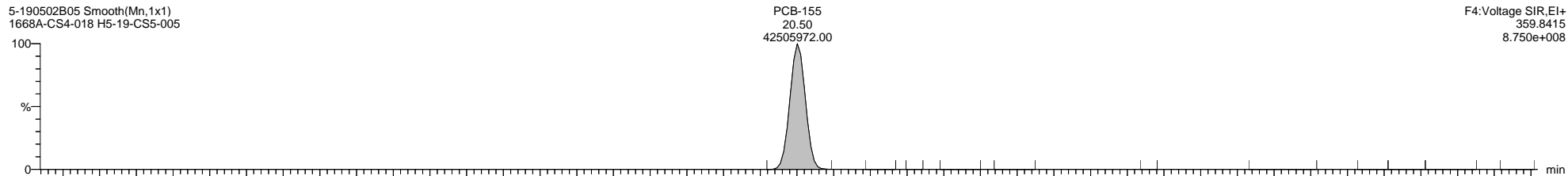


Dataset: I:\Organics Instrument\HIGHRES GCMS Completed Results Files\HR-5ICALs\5-190502B-ICAL.qld

Last Altered: Friday, May 03, 2019 08:59:50 Eastern Daylight Time

Printed: Thursday, May 16, 2019 16:27:00 Eastern Daylight Time

Name: 5-190502B05, Date: 02-May-2019, Time: 14:56:11, ID: H5-19-CS5-005, Description: 1668A-CS4-018, Vial: Tray1:43





Quantify Sample Template Report

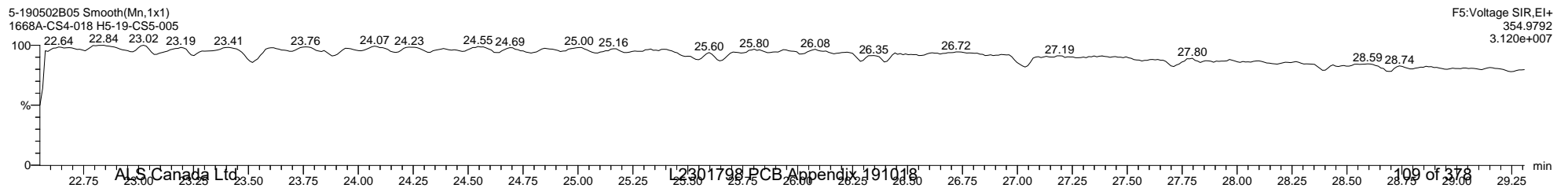
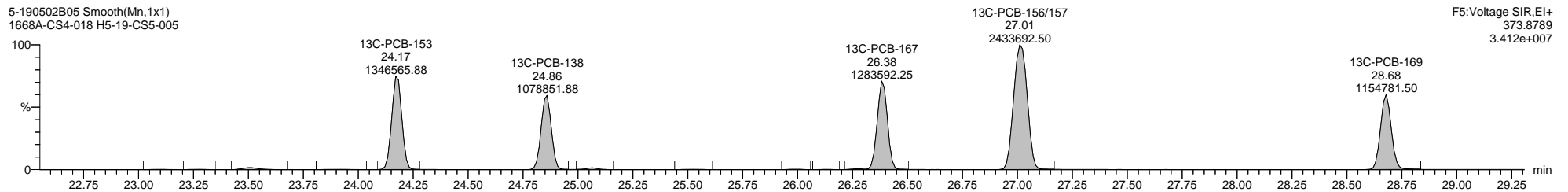
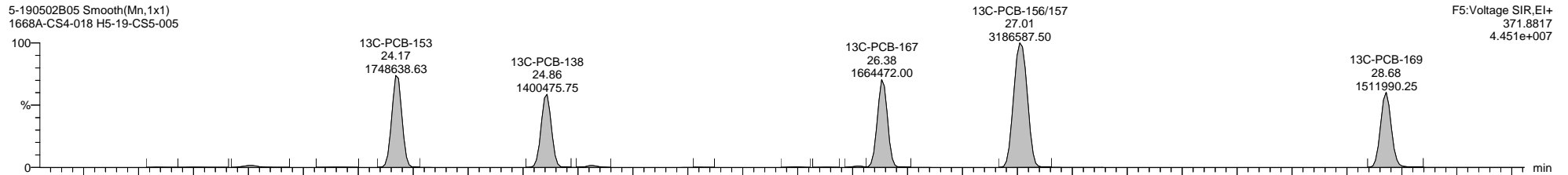
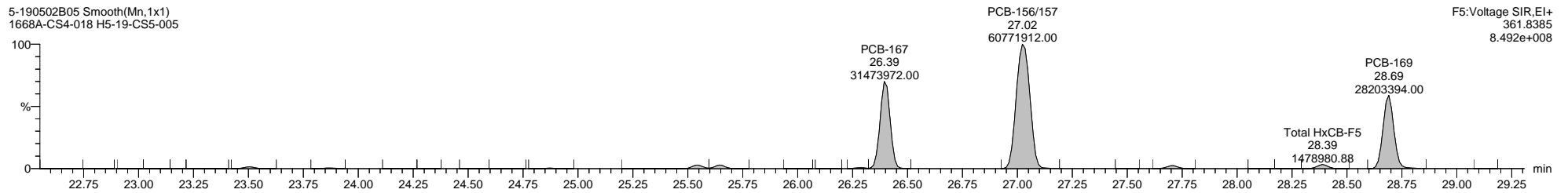
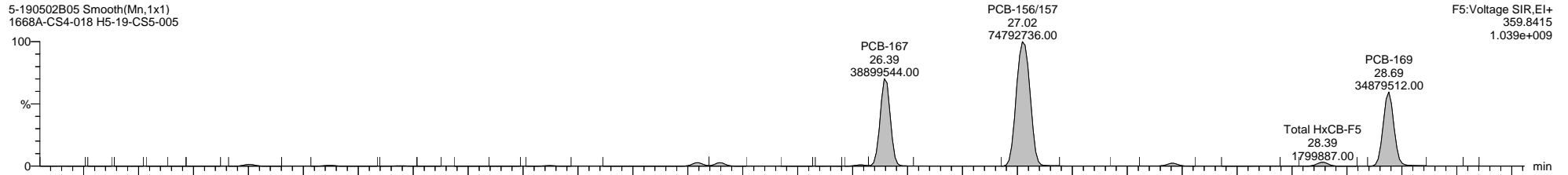
MassLynx MassLynx V4.1 SCN 901

Dataset: I:\Organics Instrument\HIGHRES GCMS Completed Results Files\HR-5\ICALs\5-190502B-ICAL.qld

Last Altered: Friday, May 03, 2019 08:59:50 Eastern Daylight Time

Printed: Thursday, May 16, 2019 16:27:00 Eastern Daylight Time

Name: 5-190502B05, Date: 02-May-2019, Time: 14:56:11, ID: H5-19-CS5-005, Description: 1668A-CS4-018, Vial: Tray1:43



Quantify Sample Template Report

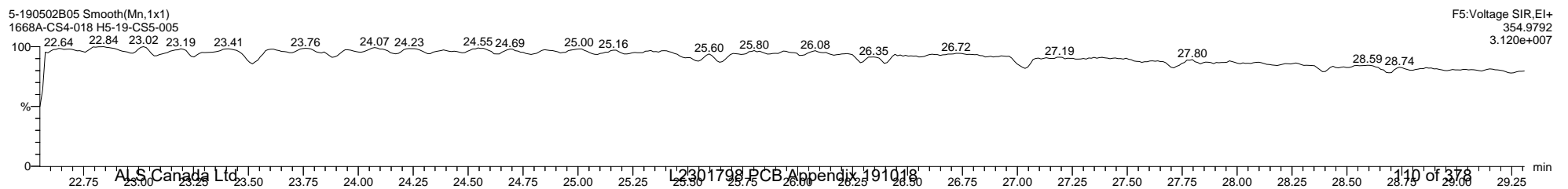
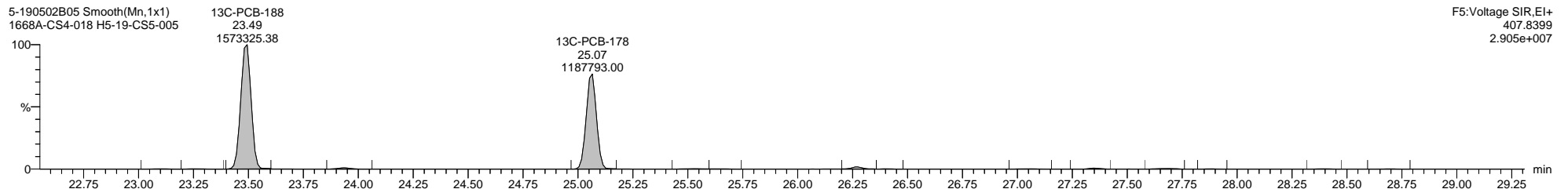
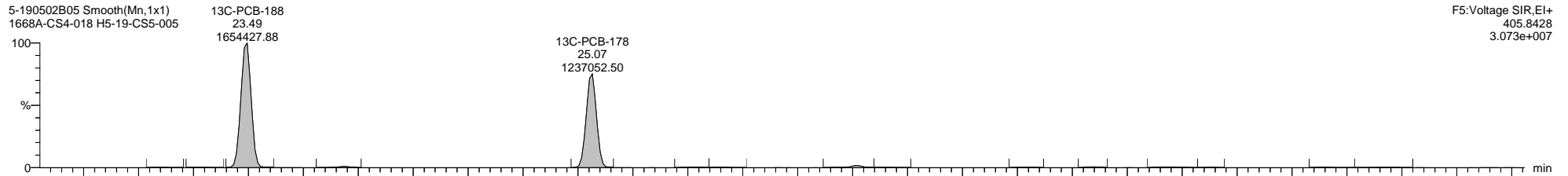
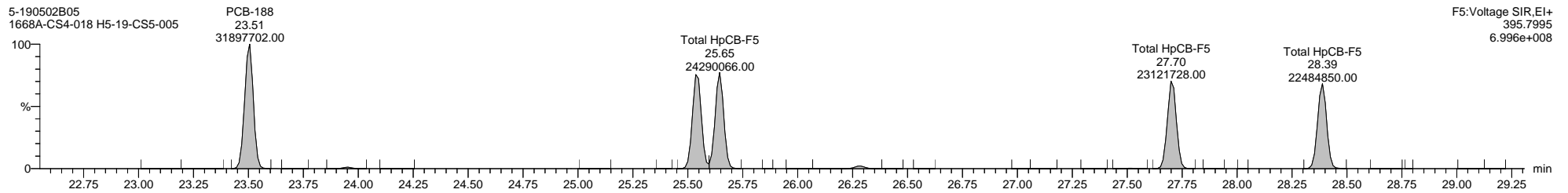
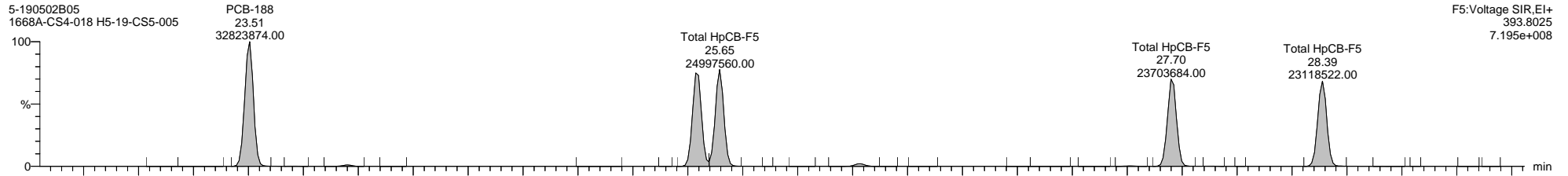
MassLynx MassLynx V4.1 SCN 901

Dataset: I:\Organics Instrument\HIGHRES GCMS Completed Results Files\HR-5\ICALs\5-190502B-ICAL.qld

Last Altered: Friday, May 03, 2019 08:59:50 Eastern Daylight Time

Printed: Thursday, May 16, 2019 16:27:00 Eastern Daylight Time

Name: 5-190502B05, Date: 02-May-2019, Time: 14:56:11, ID: H5-19-CS5-005, Description: 1668A-CS4-018, Vial: Tray1:43



Quantify Sample Template Report

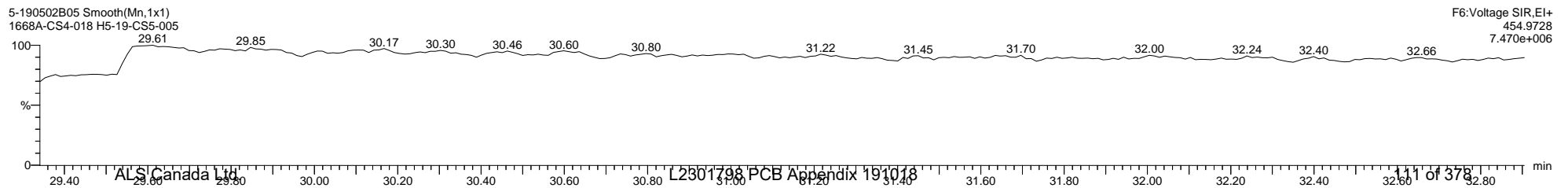
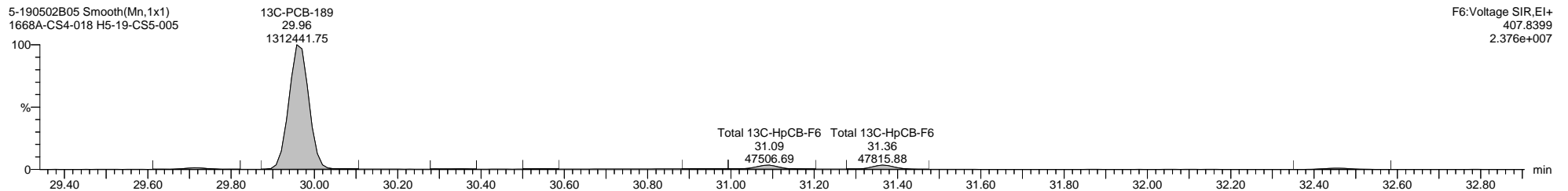
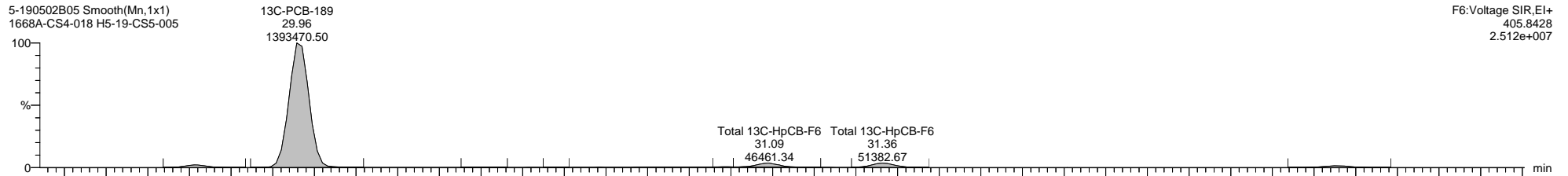
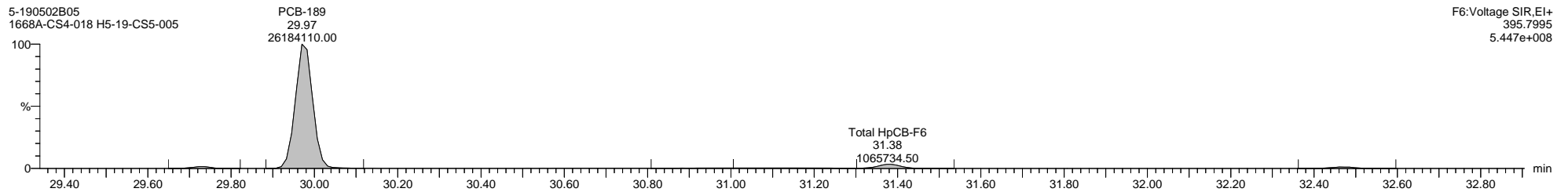
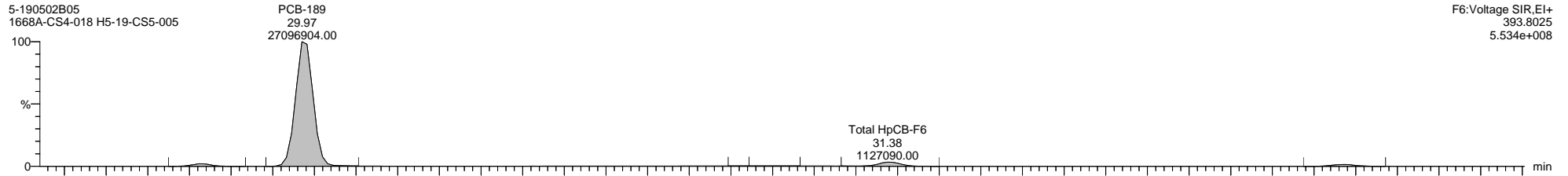
MassLynx MassLynx V4.1 SCN 901

Dataset: I:\Organics Instrument\HIGHRES GCMS Completed Results Files\HR-5\ICALs\5-190502B-ICAL.qld

Last Altered: Friday, May 03, 2019 08:59:50 Eastern Daylight Time

Printed: Thursday, May 16, 2019 16:27:00 Eastern Daylight Time

Name: 5-190502B05, Date: 02-May-2019, Time: 14:56:11, ID: H5-19-CS5-005, Description: 1668A-CS4-018, Vial: Tray1:43



Quantify Sample Template Report

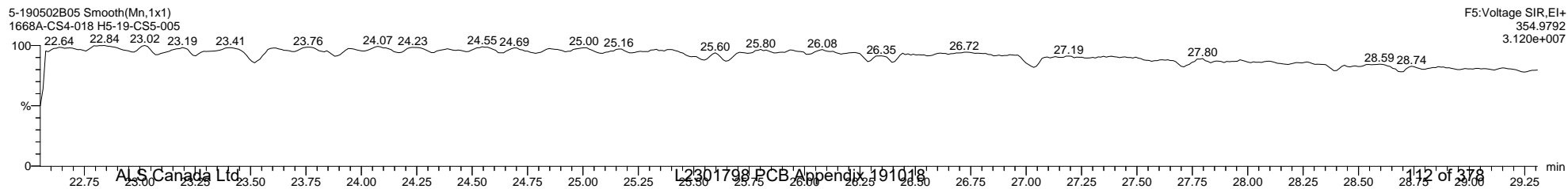
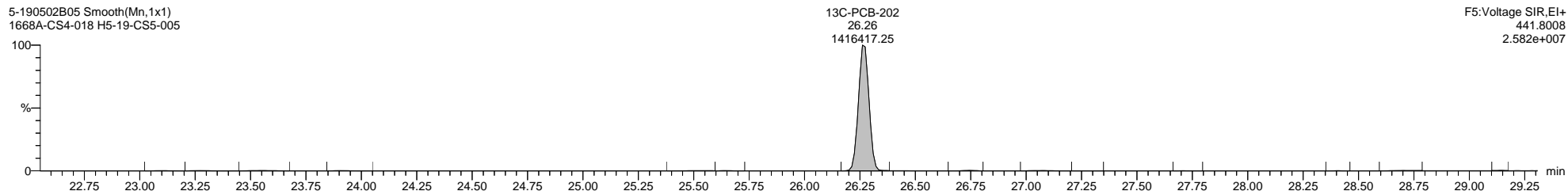
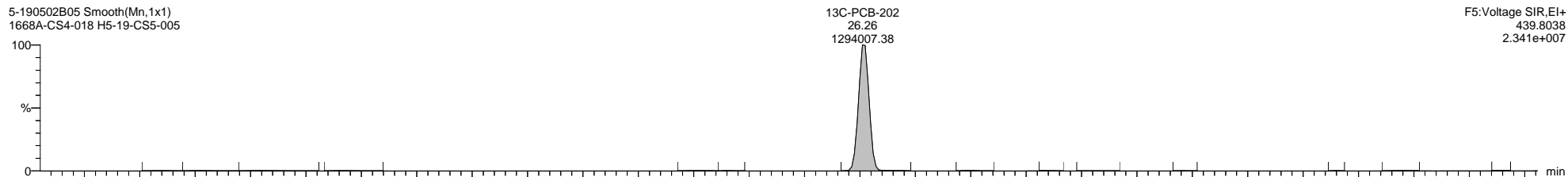
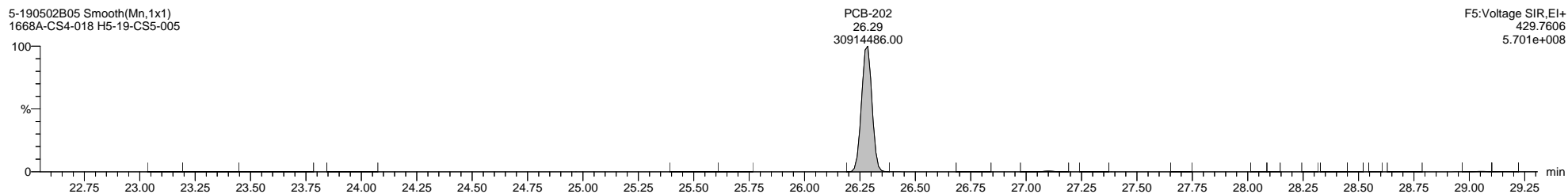
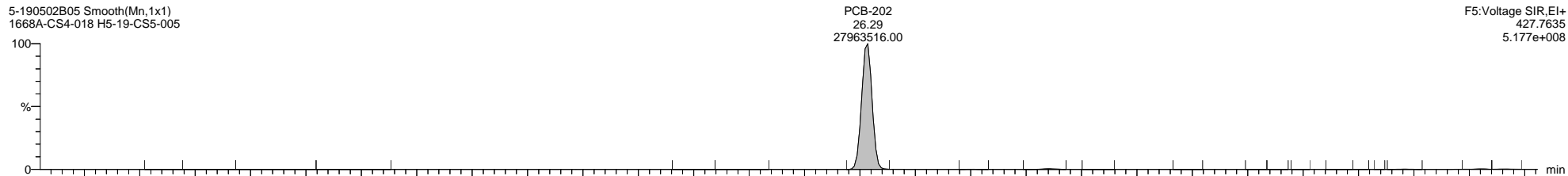
MassLynx MassLynx V4.1 SCN 901

Dataset: I:\Organics Instrument\HIGHRES GCMS Completed Results Files\HR-5\ICALs\5-190502B-ICAL.qld

Last Altered: Friday, May 03, 2019 08:59:50 Eastern Daylight Time

Printed: Thursday, May 16, 2019 16:27:00 Eastern Daylight Time

Name: 5-190502B05, Date: 02-May-2019, Time: 14:56:11, ID: H5-19-CS5-005, Description: 1668A-CS4-018, Vial: Tray1:43



Quantify Sample Template Report

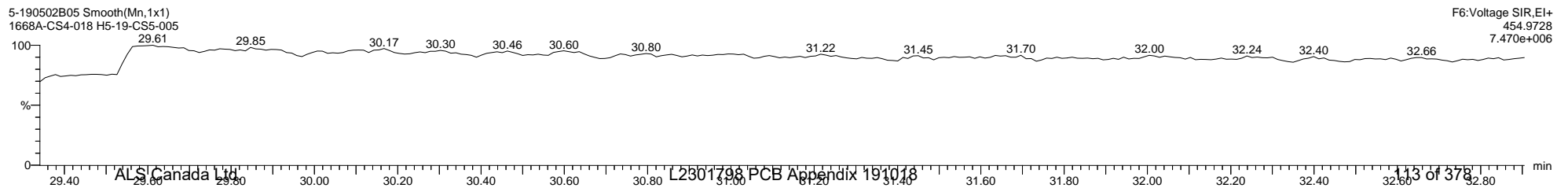
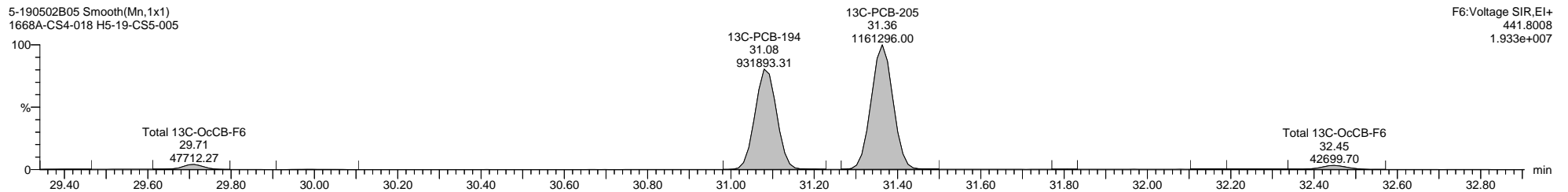
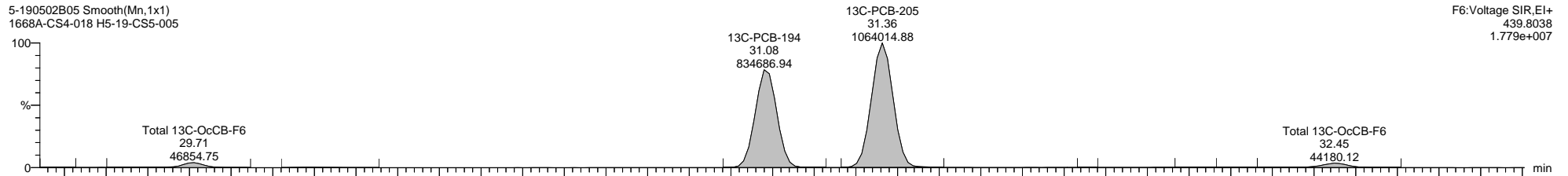
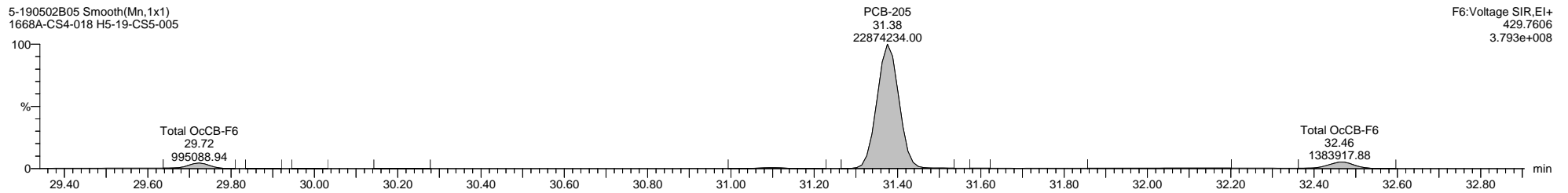
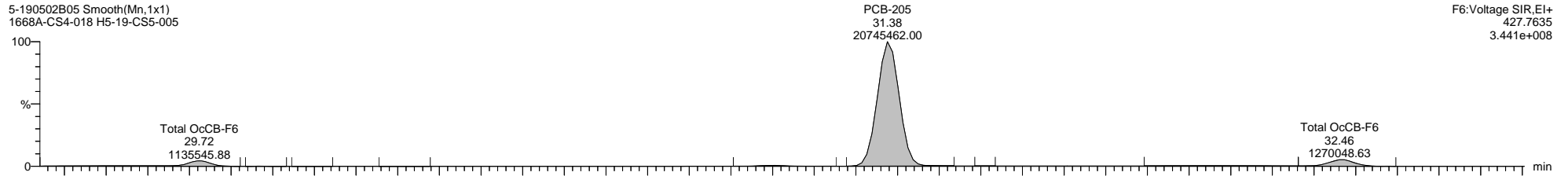
MassLynx MassLynx V4.1 SCN 901

Dataset: I:\Organics Instrument\HIGHRES GCMS Completed Results Files\HR-5ICALs\5-190502B-ICAL.qld

Last Altered: Friday, May 03, 2019 08:59:50 Eastern Daylight Time

Printed: Thursday, May 16, 2019 16:27:00 Eastern Daylight Time

Name: 5-190502B05, Date: 02-May-2019, Time: 14:56:11, ID: H5-19-CS5-005, Description: 1668A-CS4-018, Vial: Tray1:43



Quantify Sample Template Report

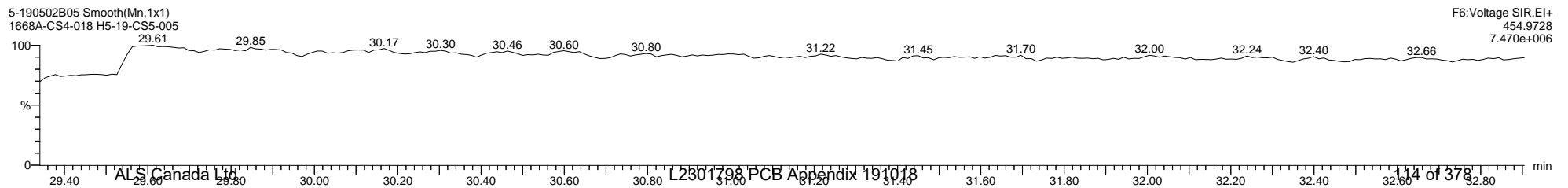
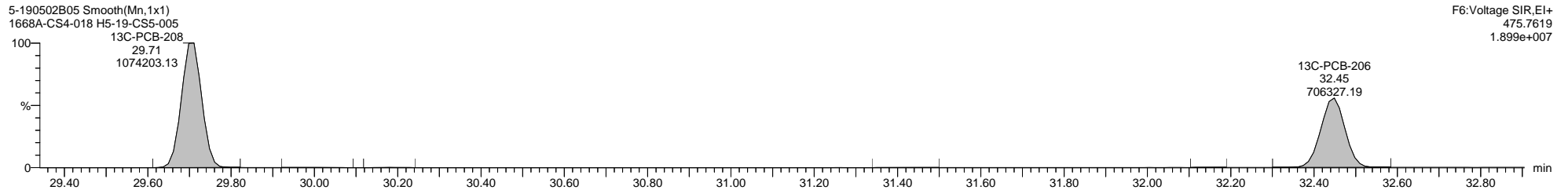
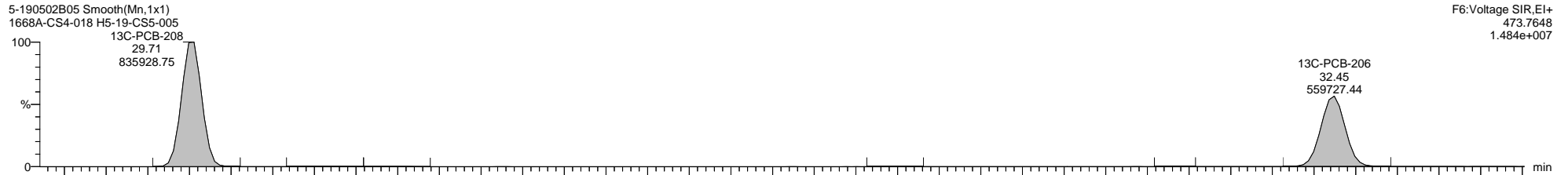
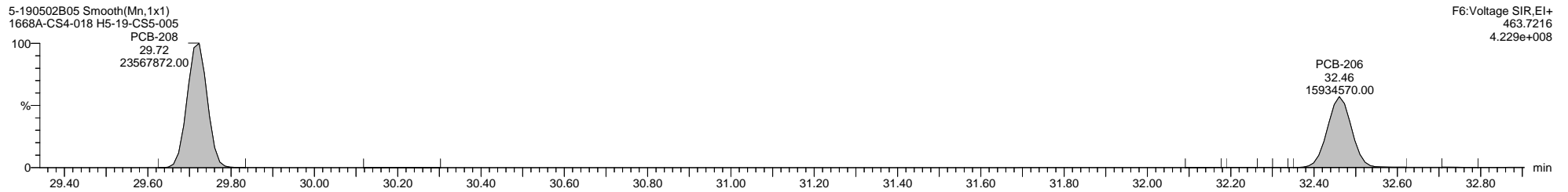

MassLynx MassLynx V4.1 SCN 901

Dataset: I:\Organics Instrument\HIGHRES GCMS Completed Results Files\HR-5\ICALs\5-190502B-ICAL.qld

Last Altered: Friday, May 03, 2019 08:59:50 Eastern Daylight Time

Printed: Thursday, May 16, 2019 16:27:00 Eastern Daylight Time

Name: 5-190502B05, Date: 02-May-2019, Time: 14:56:11, ID: H5-19-CS5-005, Description: 1668A-CS4-018, Vial: Tray1:43



Quantify Sample Template Report


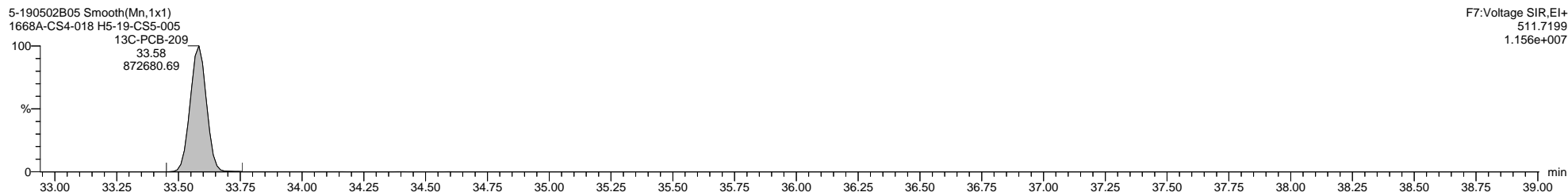
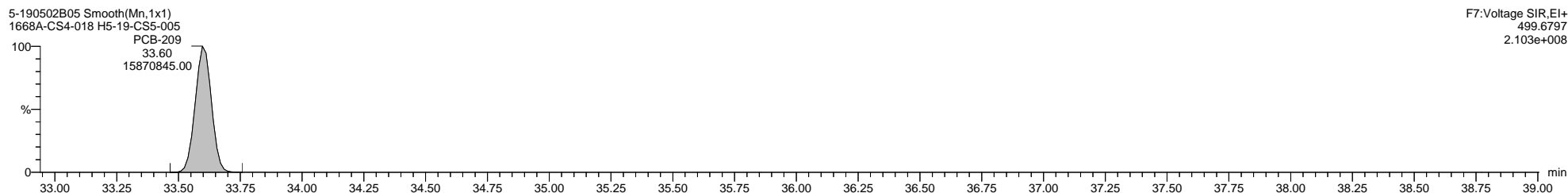
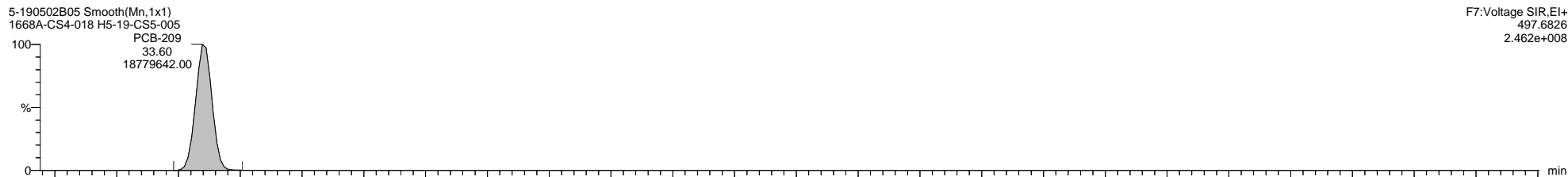
MassLynx MassLynx V4.1 SCN 901

Dataset: I:\Organics Instrument\HIGHRES GCMS Completed Results Files\HR-5\ICALs\5-190502B-ICAL.qld

Last Altered: Friday, May 03, 2019 08:59:50 Eastern Daylight Time

Printed: Thursday, May 16, 2019 16:27:00 Eastern Daylight Time

Name: 5-190502B05, Date: 02-May-2019, Time: 14:56:11, ID: H5-19-CS5-005, Description: 1668A-CS4-018, Vial: Tray1:43



**Quantify Sample Summary Report**      **MassLynx MassLynx V4.1 SCN 901**

Dataset: I:\Organics Instrument\HIGHRES GCMS Completed Results Files\HR-5\1905\5-190502B-QC.qld

Last Altered: Friday, May 03, 2019 09:02:38 Eastern Daylight Time

Printed: Thursday, May 16, 2019 16:30:16 Eastern Daylight Time

Method: C:\MassLynx\PCB.PRO\MethDB\1668-OCTYL-1-ICAL.mdb 28 Dec 2018 11:55:27

Calibration: C:\MassLynx\PCB.PRO\CurveDB\5-190502B-ICAL.cdb 03 May 2019 08:59:50

Name: 5-190502B07, Date: 02-May-2019, Time: 16:20:21, ID: H5-19-RS1-005, Description: 1668A-RS1-018, Vial: Tray1:45

	Target Analyte	#Hom	Total Area	Ion1 Area	Ion2 Area	Ra	Ra Fail=Y...	RT	RRT	RT LCL	RT UCL	Conc.	%Rec	Mod.Comment	Noise 1	Noise 2
1	PCB-1		3574589	2712029	862560	3.14	NO	8.88	1.00	8.84	8.91	49.76087	99.5		2877	2365
2	PCB-3		3450365	2618083	832281	3.15	NO	10.41	1.00	10.38	10.45	50.14346	100.3		2877	2365
3	PCB-4		2010826	1203824	807002	1.49	NO	10.58	1.00	10.55	10.61	52.74624	105.5		3498	32260
4	PCB-15		3325466	2032140	1293326	1.57	NO	14.26	1.00	14.23	14.30	51.74088	103.5		4866	20103
5	PCB-19		1949751	1008429	941322	1.07	NO	12.58	1.00	12.55	12.61	51.07231	102.1		7040	5773
6	PCB-37		2564585	1309438	1255147	1.04	NO	18.21	1.00	18.18	18.24	45.06916	90.1		8193	8957
7	PCB-54		2533873	1106381	1427492	0.78	NO	14.44	1.00	14.40	14.47	51.51322	103.0		2139	2558
8	PCB-81		2708192	1182385	1525807	0.77	NO	21.79	1.00	21.75	21.82	47.52778	95.1		4744	4357
9	PCB-77		2647023	1151157	1495866	0.77	NO	22.09	1.00	22.06	22.13	49.43585	98.9		4744	4357
10	PCB-104		2344440	1436764	907676	1.58	NO	17.51	1.00	17.47	17.54	47.45730	94.9		1341	2107
11	PCB-123		2340298	1438927	901372	1.60	NO	23.10	1.00	23.06	23.13	51.81339	103.6		4414	2731
12	PCB-118		2497296	1525296	972000	1.57	NO	23.26	1.00	23.23	23.30	51.18898	102.4		4414	2731
13	PCB-114		2440234	1484537	955697	1.55	NO	23.55	1.00	23.52	23.59	52.06315	104.1		4414	2731
14	PCB-105		2352642	1436612	916031	1.57	NO	23.90	1.00	23.87	23.94	49.57131	99.1		4414	2731
15	PCB-126		2268203	1388525	879678	1.58	NO	25.50	1.00	25.47	25.53	51.84766	103.7		4414	2731
16	PCB-155		2423974	1346868	1077106	1.25	NO	20.51	1.00	20.48	20.54	48.53251	97.1		1698	1256
17	PCB-167		2241360	1229254	1012106	1.21	NO	26.41	1.00	26.37	26.44	48.51458	97.0		2509	2050
18	PCB-156/157		4343705	2403170	1940535	1.24	NO	27.03	1.00	27.00	27.07	98.21073	98.2		2509	2050
19	PCB-169		1937736	1074312	863423	1.24	NO	28.70	1.00	28.67	28.74	49.84981	99.7		2509	2050
20	PCB-188		2120366	1068641	1051725	1.02	NO	23.51	1.00	23.47	23.54	49.63052	99.3		5519	3660
21	PCB-189		1750688	889402	861286	1.03	NO	29.98	1.00	29.95	30.02	52.98944	106.0		8535	9192
22	PCB-202		1922575	916660	1005915	0.91	NO	26.29	1.00	26.25	26.32	49.78673	99.6		1207	1330
23	PCB-205		1349419	641296	708123	0.91	NO	31.39	1.00	31.35	31.42	48.75176	97.5		2629	3371
24	PCB-208		1330332	588339	741993	0.79	NO	29.72	1.00	29.69	29.76	47.82831	95.7		2288	3321
25	PCB-206		961822	428295	533528	0.80	NO	32.46	1.00	32.43	32.49	51.49880	103.0		2288	3321
26	PCB-209		1186801	645859	540943	1.19	NO	33.60	1.00	33.56	33.63	53.54290	107.1		441	605
27	13C-PCB-31		6271880	3229261	3042619	1.06	NO	15.79	0.87	15.76	15.83	101.38562	101.4		65495	38483
28	13C-PCB-95		3018737	1844442	1174294	1.57	NO	19.10	1.09	19.07	19.14	104.95619	105.0		4547	3052
29	13C-PCB-153		3934852	2221873	1712980	1.30	NO	24.18	1.18	24.15	24.22	101.06060	101.1		5840	3824
30	13C-PCB-28		6479110	3343611	3135499	1.07	NO	15.96	0.94	15.93	15.99	100.96047	101.0		65495	38483
31	13C-PCB-111		4067598	2499533	1568065	1.59	NO	22.02	1.07	21.98	22.05	101.14116	101.1		4547	3052
32	13C-PCB-178		3178706	1624489	1554217	1.05	NO	25.07	1.01	25.03	25.10	103.27733	103.3		3670	3272
33	13C-PCB-1		6621676	5019873	1601804	3.13	NO	8.88	0.75	8.84	8.91	100.65362	100.7		4336	27079
34	ALS Canada Ltd. 13C-PCB-3		6078393	4606821	1471573	3.13	NO	10.40	0.88	10.37	10.43	99.12001	99.1		4336	27079



**Quantify Sample Summary Report**      **MassLynx MassLynx V4.1 SCN 901**

Dataset: I:\Organics Instrument\HIGHRES GCMS Completed Results Files\HR-5\1905\5-190502B-QC.qld

Last Altered: Friday, May 03, 2019 09:02:38 Eastern Daylight Time

Printed: Thursday, May 16, 2019 16:30:16 Eastern Daylight Time

**Name: 5-190502B07, Date: 02-May-2019, Time: 16:20:21, ID: H5-19-RS1-005, Description: 1668A-RS1-018, Vial: Tray1:45**

	Target Analyte	#Hom	Total Area	Ion1 Area	Ion2 Area	Ra	Ra Fail=Y...	RT	RRT	RT LCL	RT UCL	Conc.	%Rec	Mod.Comment	Noise 1	Noise 2
35	13C-PCB-4		4182465	2561804	1620661	1.58	NO	10.57	0.89	10.53	10.60	100.25755	100.3		26123	5957
36	13C-PCB-15		6185829	3774991	2410838	1.57	NO	14.25	1.20	14.22	14.29	100.05178	100.1		59183	8325
37	13C-PCB-19		3313627	1693142	1620485	1.04	NO	12.57	1.06	12.53	12.60	102.69500	102.7		113766	60509
38	13C-PCB-37		5398781	2771104	2627676	1.05	NO	18.20	1.07	18.17	18.24	97.23199	97.2		65495	38483
39	13C-PCB-54		4699598	2084794	2614804	0.80	NO	14.43	0.85	14.39	14.46	100.21313	100.2		14338	8771
40	13C-PCB-81		4770271	2097533	2672739	0.78	NO	21.78	1.06	21.74	21.81	97.15907	97.2		12913	7813
41	13C-PCB-77		4768546	2078646	2689900	0.77	NO	22.08	1.07	22.05	22.12	95.97672	96.0		12913	7813
42	13C-PCB-104		4294636	2627440	1667196	1.58	NO	17.50	1.03	17.46	17.53	99.90634	99.9		2197	2530
43	13C-PCB-123		4244475	2601218	1643257	1.58	NO	23.08	1.12	23.05	23.12	96.12623	96.1		7051	5499
44	13C-PCB-118		4240249	2606934	1633315	1.60	NO	23.25	1.13	23.22	23.29	98.07692	98.1		7051	5499
45	13C-PCB-114		4029780	2475586	1554194	1.59	NO	23.54	0.95	23.51	23.58	97.44749	97.4		7051	5499
46	13C-PCB-105		4060533	2503550	1556983	1.61	NO	23.89	0.96	23.86	23.93	96.77203	96.8		7051	5499
47	13C-PCB-126		3743980	2307246	1436733	1.61	NO	25.49	1.02	25.45	25.52	94.01149	94.0		7051	5499
48	13C-PCB-155		4700536	2620271	2080265	1.26	NO	20.50	0.99	20.47	20.53	100.48037	100.5		1763	2379
49	13C-PCB-167		3801539	2151644	1649895	1.30	NO	26.39	1.06	26.36	26.43	99.53587	99.5		5840	3824
50	13C-PCB-156/157		7233447	4088760	3144687	1.30	NO	27.02	1.09	26.99	27.06	196.71015	98.4		5840	3824
51	13C-PCB-169		3347492	1890030	1457462	1.30	NO	28.69	1.15	28.66	28.72	96.48847	96.5		5840	3824
52	13C-PCB-188		4271060	2189068	2081993	1.05	NO	23.49	0.94	23.46	23.53	102.04763	102.0		3670	3272
53	13C-PCB-189		3438501	1770086	1668415	1.06	NO	29.97	0.96	29.94	30.00	97.94761	97.9		8307	6651
54	13C-PCB-202		3561096	1698057	1863039	0.91	NO	26.27	1.06	26.24	26.31	100.88539	100.9		1185	2411
55	13C-PCB-205		2873370	1352408	1520962	0.89	NO	31.36	1.01	31.33	31.40	101.53520	101.5		4318	7409
56	13C-PCB-208		2521965	1105547	1416418	0.78	NO	29.71	0.96	29.68	29.74	101.67609	101.7		4245	4436
57	13C-PCB-206		1658795	726976	931819	0.78	NO	32.45	1.04	32.42	32.48	103.45721	103.5		4245	4436
58	13C-PCB-209		2456441	1339225	1117216	1.20	NO	33.58	1.08	33.55	33.62	102.54229	102.5		577	490
59	13C-PCB-9		6583678	4017118	2566560	1.57	NO	11.83	0.48	11.80	11.86	113.04500	113.0		26123	5957
60	13C-PCB-52		3483220	1538609	1944611	0.79	NO	16.96	0.68	16.93	16.99	116.71456	116.7		9912	8578
61	13C-PCB-101		3068600	1874996	1193604	1.57	NO	20.63	0.83	20.60	20.66	118.46017	118.5		4547	3052
62	13C-PCB-138		3213098	1825088	1388010	1.31	NO	24.87	0.00	24.84	24.91	115.32651	115.3		5840	3824
63	13C-PCB-194		2272523	1071443	1201080	0.89	NO	31.09	1.25	31.06	31.13	114.51900	114.5		4318	7409
64	Total MoCB-F1	4		5405943								90722.43269			2877	
65	Total DiCB-F1	2		1254747								94269.80491			3498	
66	Total DiCB-F2	2		2064229								50363.63768			4866	
67	Total TrCB-F1	3		1008980								1103.19337			2743	
68	Total TrCB-F3	11		1336716								49159.30143			3039	
69	Total TeCB-F2	1		1106381								51.51322			2139	
70	Total TeCB-F4	12		2372775								76862.54687			4744	
71	Total PCB-F3	2		1441258								4982.92046			1241	

**Quantify Sample Summary Report**      **MassLynx MassLynx V4.1 SCN 901**

Dataset: I:\Organics Instrument\HIGHRES GCMS Completed Results Files\HR-5\1905\5-190502B-QC.qld

Last Altered: Friday, May 03, 2019 09:02:38 Eastern Daylight Time  
 Printed: Thursday, May 16, 2019 16:30:16 Eastern Daylight Time

**Name: 5-190502B07, Date: 02-May-2019, Time: 16:20:21, ID: H5-19-RS1-005, Description: 1668A-RS1-018, Vial: Tray1:45**

	Target Analyte	#Hom	Total Area	Ion1 Area	Ion2 Area	Ra	Ra Fail=Y...	RT	RRT	RT LCL	RT UCL	Conc.	%Rec	Mod.Comment	Noise 1	Noise 2
72	Total PeCB-F5	13		7448910								250137.36252			4414	
73	Total HxCB-F4	6		1361536								24189.25133			1698	
74	Total HxCB-F5	18		4772167								97504.64196			2509	
75	Total HpCB-F5	17		1151177								166473.73355			1900	
76	Total HpCB-F6	5		951064								127311.36485			2362	
77	Total OcCB-F5	7		933050								31863.79085			1207	
78	Total OcCB-F6	6		721402								176476.88360			2629	
79	Total NoCB-F6	3		1019703								6062.96941			2288	
80	Total DeCB-F7	1		645859								53.54290			441	
81	Total 13C-MoCB-F1	2		9626693								199.77364			4336	
82	Total 13C-DiCB-F1	3		6615224								214.83337			26123	
83	Total 13C-DiCB-F2	1		3774991								100.05178			59183	
84	Total 13C-TrCB-F1	1		1693142								102.69500			113766	
85	Total 13C-TrCB-F3	5		9377100								43994.88762			65495	
86	Total 13C-TeCB-F2	1		2084794								100.21313			14338	
87	Total 13C-TeCB-F3	4		1595287								120.99421			9912	
88	Total 13C-TeCB-F4	7		4277565								128272.54354			12913	
89	Total 13C-PeCB-F3	1		2627440								99.90634			2197	
90	Total 13C-PeCB-F4	7		6244247								329.14270			4547	
91	Total 13C-PeCB-F5	14		12820071								376438.76225			7051	
92	Total 13C-HxCB-F4	4		2634140								17267.57861			1763	
93	Total 13C-HxCB-F5	17		12341359								656.94750			5840	
94	Total 13C-HpCB-F5	12		3899678								146945.05909			3670	
95	Total 13C-HpCB-F6	11		2028123								411333.41247			8307	
96	Total 13C-OcCB-F5	7		1708789								21572.64084			1185	
97	Total 13C-OcCB-F6	5		2533697								240.04935			4318	
98	Total 13C-NoCB-F6	5		1835981								9800.10693			4245	
99	Total 13C-DeCB-F7	1		1339225								102.54229			577	
100	Lockmass F1			0											17421...	
101	Lockmass F2			0											1142745	
102	Lockmass F3			0											19850...	
103	Lockmass F4			0											10447...	
104	Lockmass F5			0											424760	
105	Lockmass F6			0											192846	
106	Lockmass F7			0											56942	

---

**Quantify Audit Report MassLynx MassLynx V4.1 SCN 901**

Dataset: I:\Organics Instrument\HIGHRES GCMS Completed Results Files\HR-5\1905\5-190502B-QC.qld

Last Altered: Friday, May 03, 2019 09:02:38 Eastern Daylight Time

Printed: Thursday, May 16, 2019 16:30:16 Eastern Daylight Time

---

Date	Time	Event	Details	Comments
03-May-19	09:02:37	Process Extract		
03-May-19	09:02:38	Process Integrate		
03-May-19	09:02:38	Process Quantify		
03-May-19	09:02:38	Dataset Created		
03-May-19	09:03:38	Dataset Saved	Saved to I:\Organics Instrument\HIGHRES GCMS Complete...	

Quantify Sample Template Report

MassLynx MassLynx V4.1 SCN 901

Dataset: I:\Organics Instrument\HIGHRES GCMS Completed Results Files\HR-5\1905\5-190502B-QC.qld

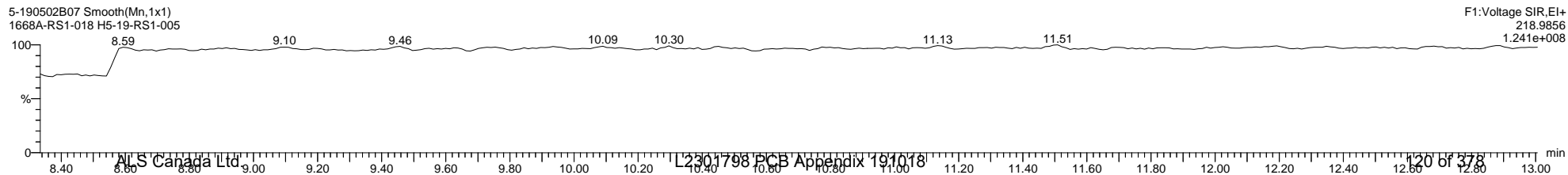
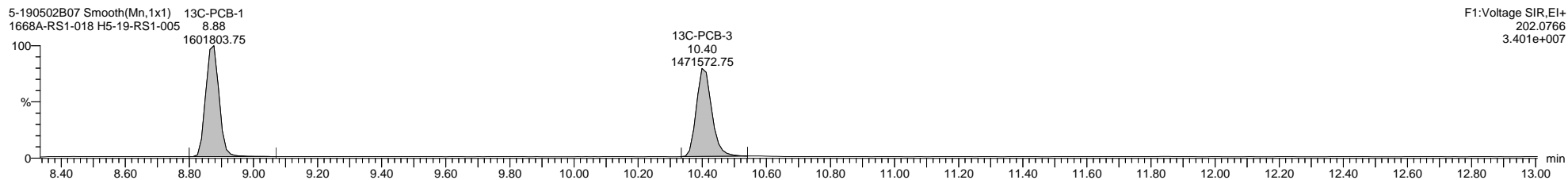
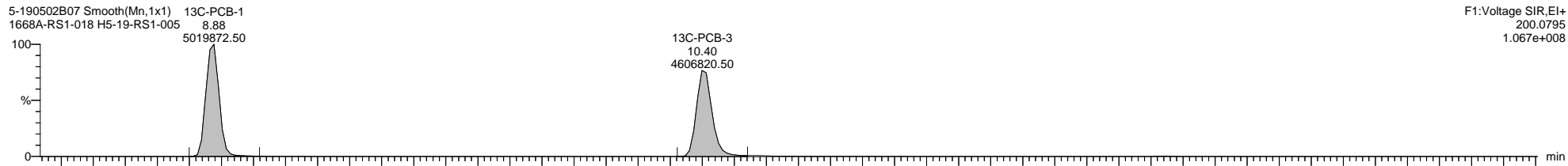
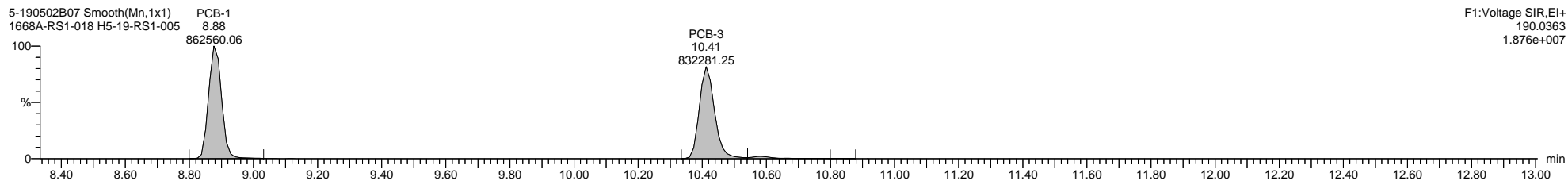
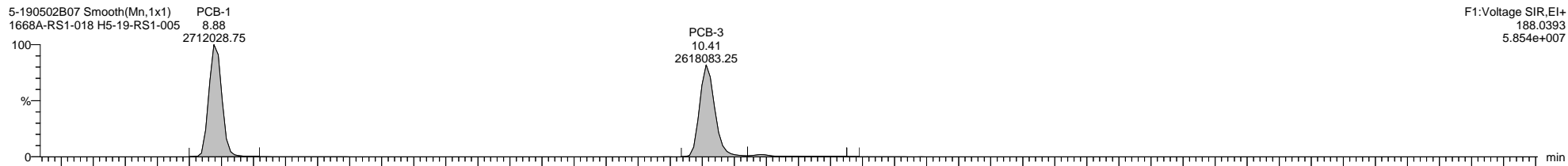
Last Altered: Friday, May 03, 2019 09:02:38 Eastern Daylight Time

Printed: Thursday, May 16, 2019 16:30:16 Eastern Daylight Time

Method: C:\MassLynx\PCB.PRO\MethDB\1668-OCTYL-1-ICAL.mdb 28 Dec 2018 11:55:27

Calibration: C:\MassLynx\PCB.PRO\CurveDB\5-190502B-ICAL.cdb 03 May 2019 08:59:50

Name: 5-190502B07, Date: 02-May-2019, Time: 16:20:21, ID: H5-19-RS1-005, Description: 1668A-RS1-018, Vial: Tray1:45



Quantify Sample Template Report

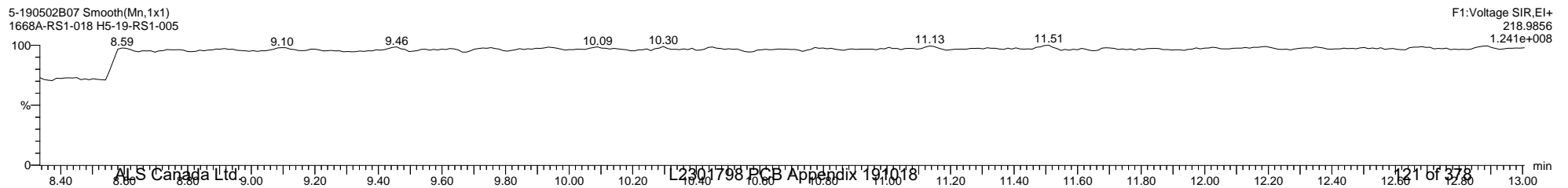
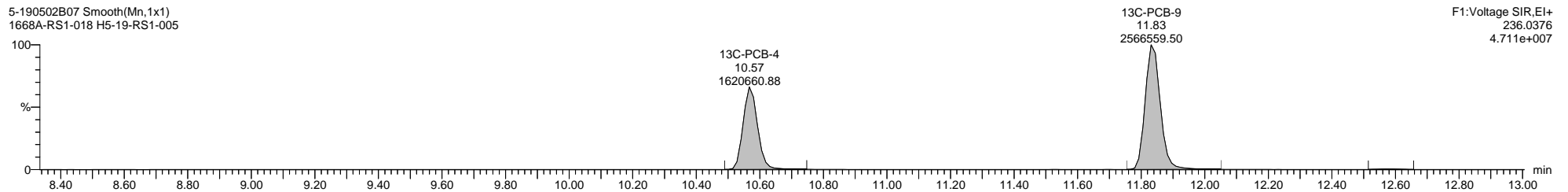
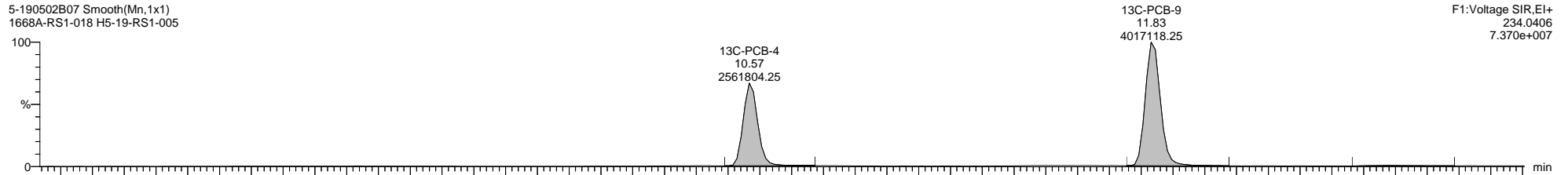
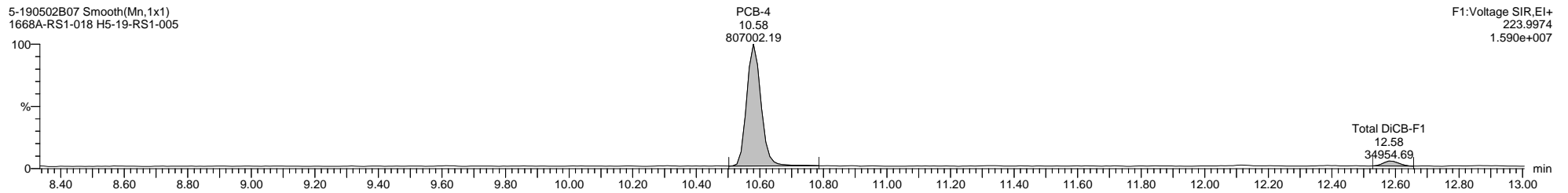
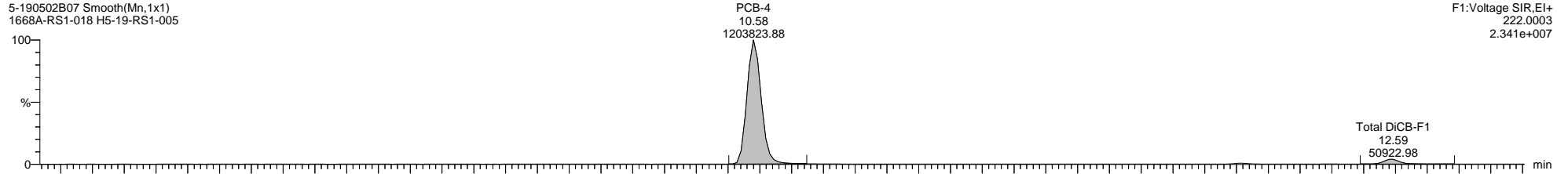
MassLynx MassLynx V4.1 SCN 901

Dataset: I:\Organics Instrument\HIGHRES GCMS Completed Results Files\HR-5\1905\5-190502B-QC.qld

Last Altered: Friday, May 03, 2019 09:02:38 Eastern Daylight Time

Printed: Thursday, May 16, 2019 16:30:16 Eastern Daylight Time

Name: 5-190502B07, Date: 02-May-2019, Time: 16:20:21, ID: H5-19-RS1-005, Description: 1668A-RS1-018, Vial: Tray1:45



Quantify Sample Template Report


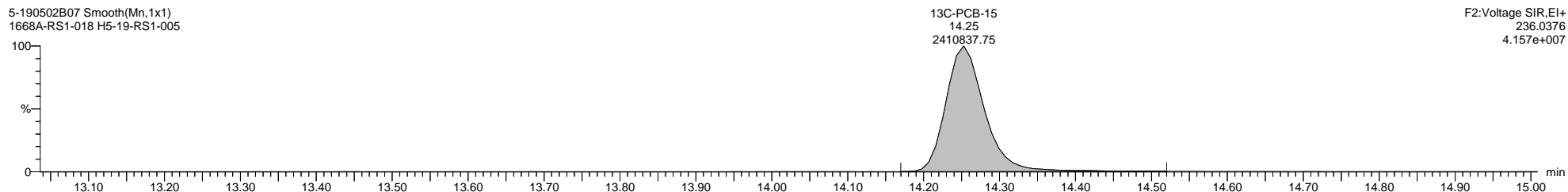

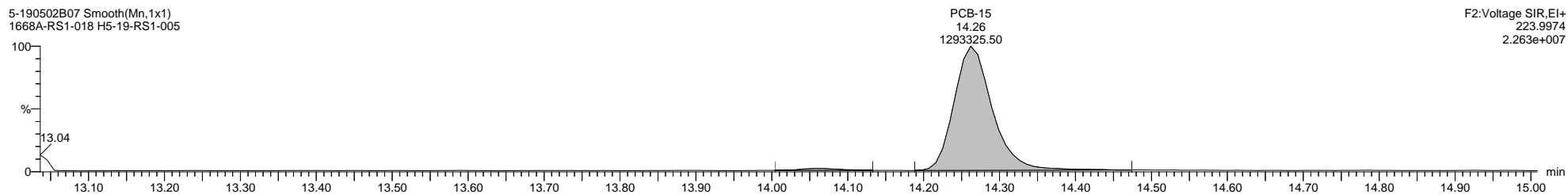

MassLynx MassLynx V4.1 SCN 901

Dataset: I:\Organics Instrument\HIGHRES GCMS Completed Results Files\HR-5\1905\5-190502B-QC.qld

Last Altered: Friday, May 03, 2019 09:02:38 Eastern Daylight Time

Printed: Thursday, May 16, 2019 16:30:16 Eastern Daylight Time

Name: 5-190502B07, Date: 02-May-2019, Time: 16:20:21, ID: H5-19-RS1-005, Description: 1668A-RS1-018, Vial: Tray1:45



Quantify Sample Template Report


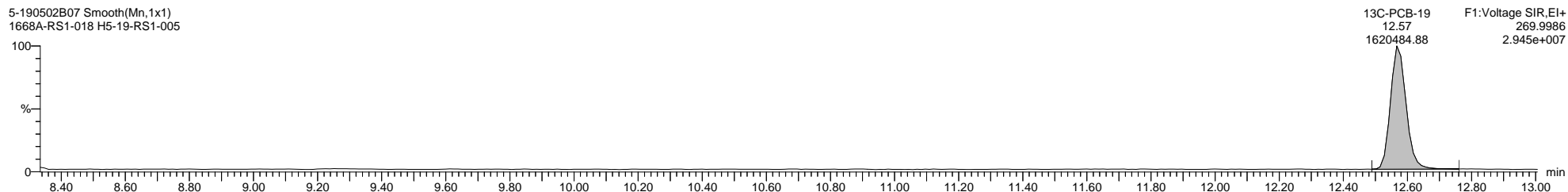
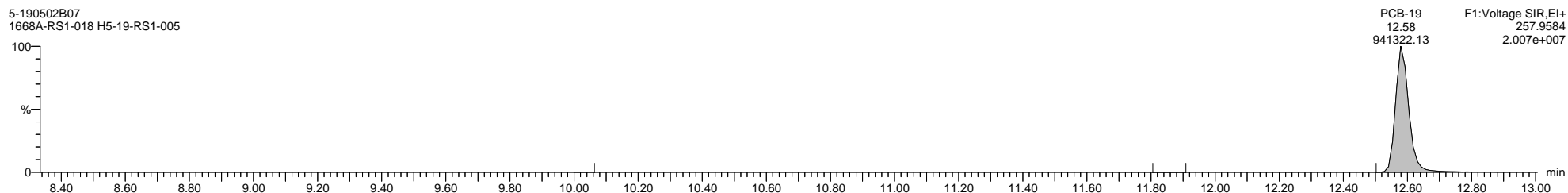

MassLynx MassLynx V4.1 SCN 901

Dataset: I:\Organics Instrument\HIGHRES GCMS Completed Results Files\HR-5\1905\5-190502B-QC.qld

Last Altered: Friday, May 03, 2019 09:02:38 Eastern Daylight Time

Printed: Thursday, May 16, 2019 16:30:16 Eastern Daylight Time

Name: 5-190502B07, Date: 02-May-2019, Time: 16:20:21, ID: H5-19-RS1-005, Description: 1668A-RS1-018, Vial: Tray1:45



Quantify Sample Template Report

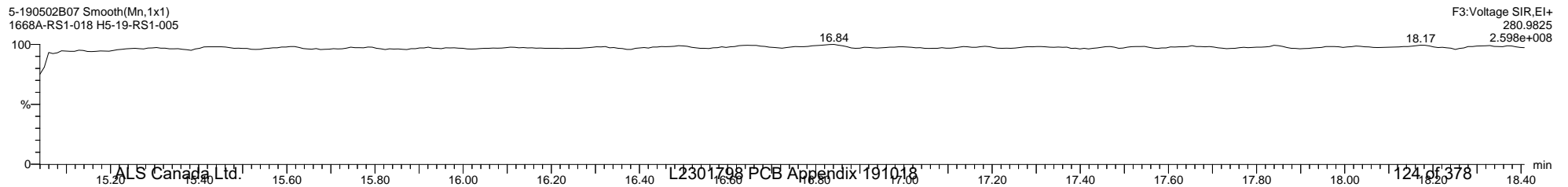
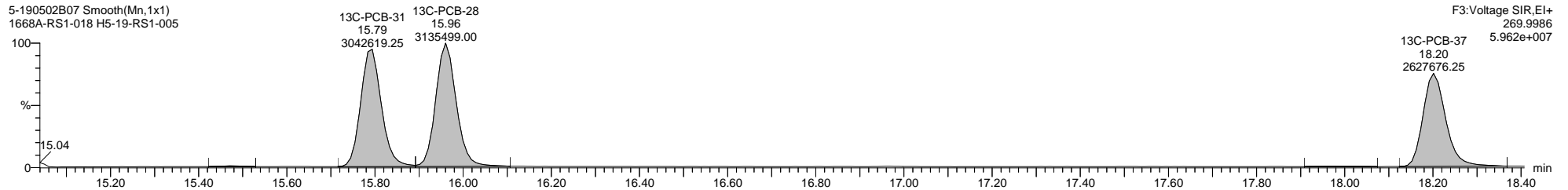

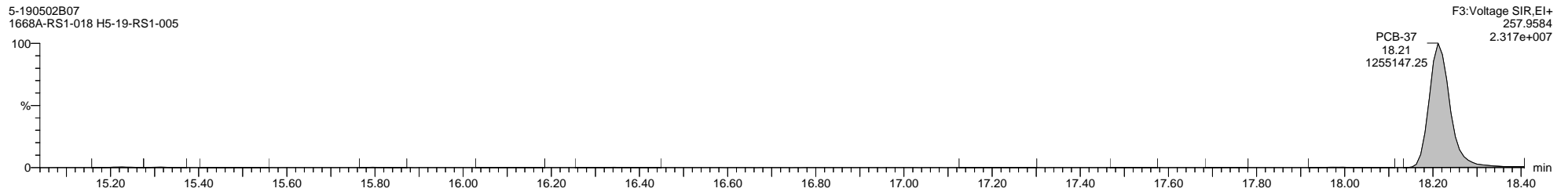
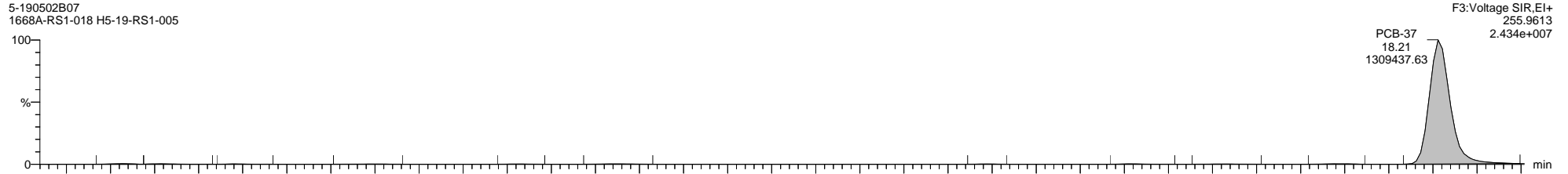
MassLynx MassLynx V4.1 SCN 901

Dataset: I:\Organics Instrument\HIGHRES GCMS Completed Results Files\HR-5\1905\5-190502B-QC.qld

Last Altered: Friday, May 03, 2019 09:02:38 Eastern Daylight Time

Printed: Thursday, May 16, 2019 16:30:16 Eastern Daylight Time

Name: 5-190502B07, Date: 02-May-2019, Time: 16:20:21, ID: H5-19-RS1-005, Description: 1668A-RS1-018, Vial: Tray1:45





Quantify Sample Template Report

MassLynx MassLynx V4.1 SCN 901


Dataset: I:\Organics Instrument\HIGHRES GCMS Completed Results Files\HR-5\1905\5-190502B-QC.qld

Last Altered: Friday, May 03, 2019 09:02:38 Eastern Daylight Time

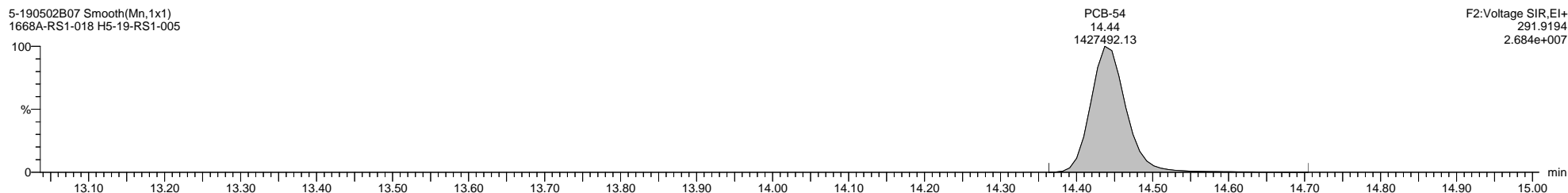
Printed: Thursday, May 16, 2019 16:30:16 Eastern Daylight Time

Name: 5-190502B07, Date: 02-May-2019, Time: 16:20:21, ID: H5-19-RS1-005, Description: 1668A-RS1-018, Vial: Tray1:45


5-190502B07 Smooth(Mn,1x1)  
1668A-RS1-018 H5-19-RS1-005



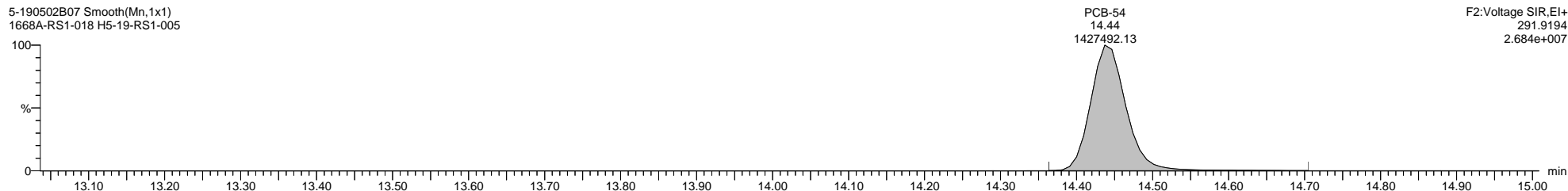
5-190502B07 Smooth(Mn,1x1)  
1668A-RS1-018 H5-19-RS1-005




5-190502B07 Smooth(Mn,1x1)  
1668A-RS1-018 H5-19-RS1-005



5-190502B07 Smooth(Mn,1x1)  
1668A-RS1-018 H5-19-RS1-005



5-190502B07 Smooth(Mn,1x1)  
1668A-RS1-018 H5-19-RS1-005



Quantify Sample Template Report

MassLynx MassLynx V4.1 SCN 901

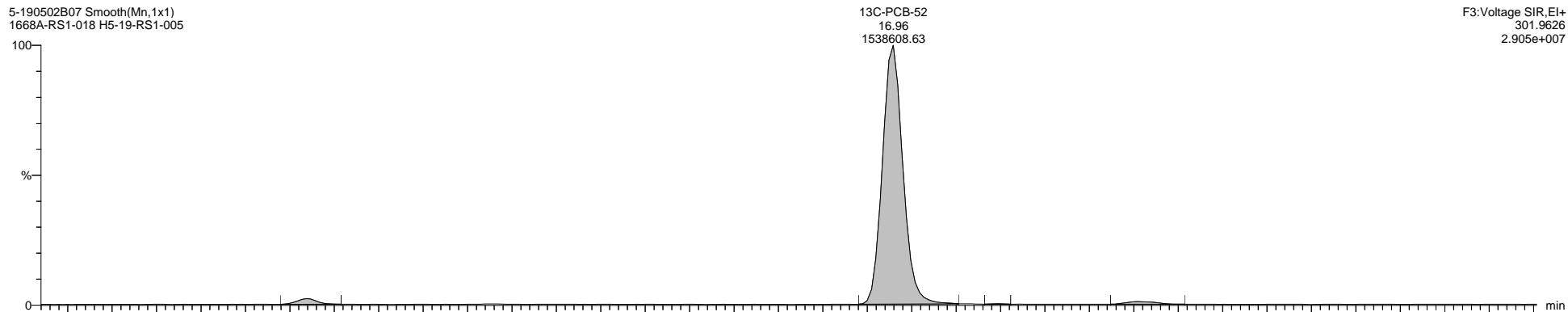
Dataset: I:\Organics Instrument\HIGHRES GCMS Completed Results Files\HR-5\1905\5-190502B-QC.qld

Last Altered: Friday, May 03, 2019 09:02:38 Eastern Daylight Time

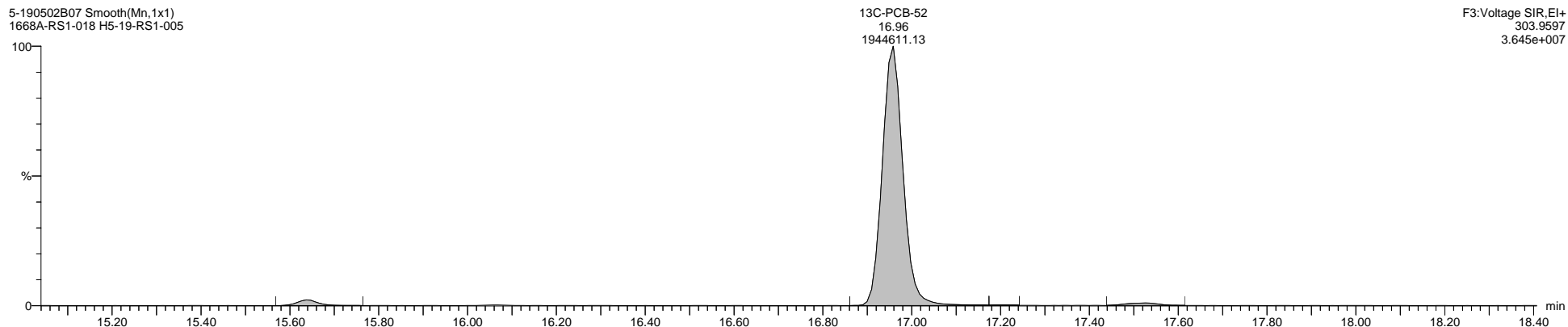
Printed: Thursday, May 16, 2019 16:30:16 Eastern Daylight Time

Name: 5-190502B07, Date: 02-May-2019, Time: 16:20:21, ID: H5-19-RS1-005, Description: 1668A-RS1-018, Vial: Tray1:45

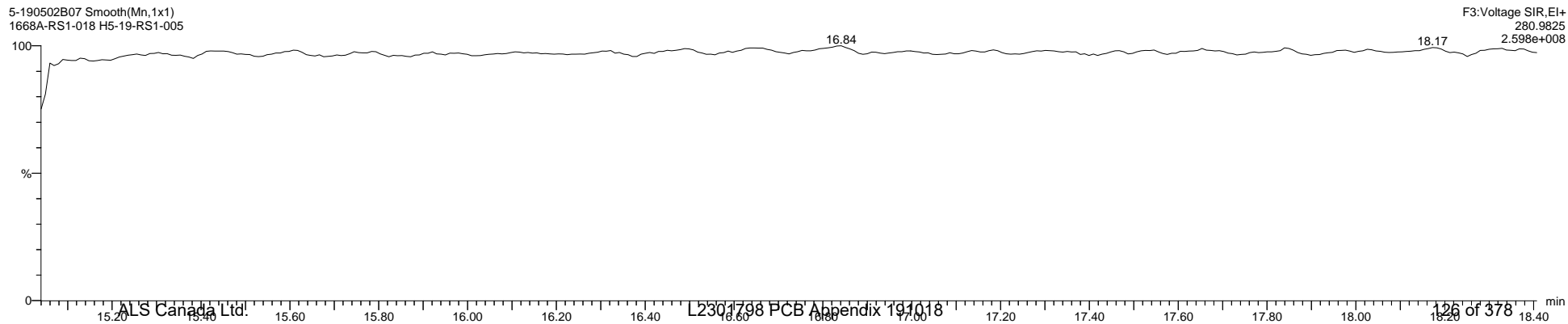
5-190502B07 Smooth(Mn,1x1)  
1668A-RS1-018 H5-19-RS1-005



5-190502B07 Smooth(Mn,1x1)  
1668A-RS1-018 H5-19-RS1-005



5-190502B07 Smooth(Mn,1x1)  
1668A-RS1-018 H5-19-RS1-005



Quantify Sample Template Report

MassLynx MassLynx V4.1 SCN 901

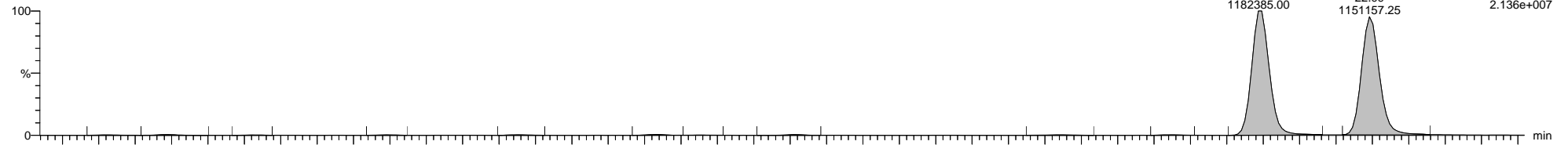
Dataset: I:\Organics Instrument\HIGHRES GCMS Completed Results Files\HR-5\1905\5-190502B-QC.qld

Last Altered: Friday, May 03, 2019 09:02:38 Eastern Daylight Time

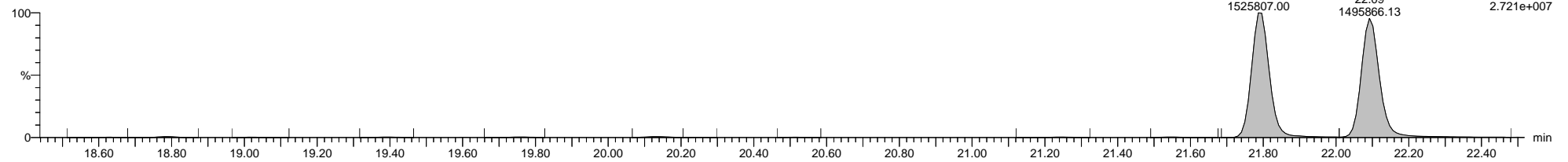
Printed: Thursday, May 16, 2019 16:30:16 Eastern Daylight Time

Name: 5-190502B07, Date: 02-May-2019, Time: 16:20:21, ID: H5-19-RS1-005, Description: 1668A-RS1-018, Vial: Tray1:45


5-190502B07 Smooth(Mn,1x1)  
1668A-RS1-018 H5-19-RS1-005



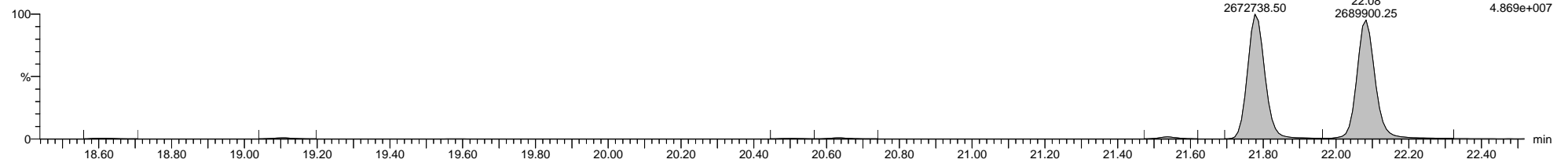
5-190502B07 Smooth(Mn,1x1)  
1668A-RS1-018 H5-19-RS1-005



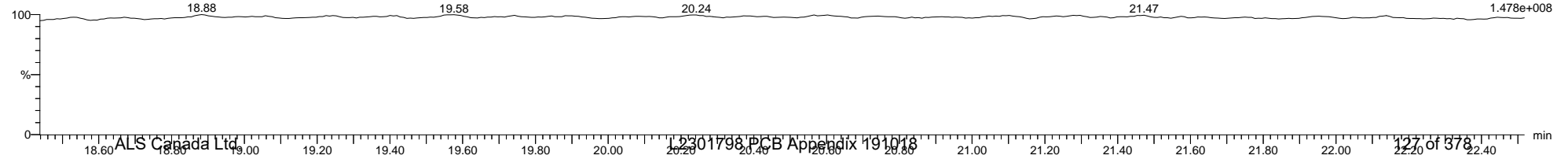
5-190502B07 Smooth(Mn,1x1)  
1668A-RS1-018 H5-19-RS1-005



5-190502B07 Smooth(Mn,1x1)  
1668A-RS1-018 H5-19-RS1-005



5-190502B07 Smooth(Mn,1x1)  
1668A-RS1-018 H5-19-RS1-005



Quantify Sample Template Report

MassLynx MassLynx V4.1 SCN 901


Dataset: I:\Organics Instrument\HIGHRES GCMS Completed Results Files\HR-5\1905\5-190502B-QC.qld

Last Altered: Friday, May 03, 2019 09:02:38 Eastern Daylight Time

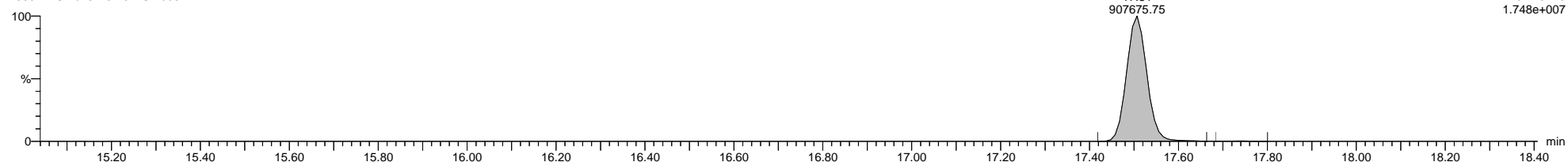
Printed: Thursday, May 16, 2019 16:30:16 Eastern Daylight Time

Name: 5-190502B07, Date: 02-May-2019, Time: 16:20:21, ID: H5-19-RS1-005, Description: 1668A-RS1-018, Vial: Tray1:45


5-190502B07 Smooth(Mn,1x1)  
1668A-RS1-018 H5-19-RS1-005



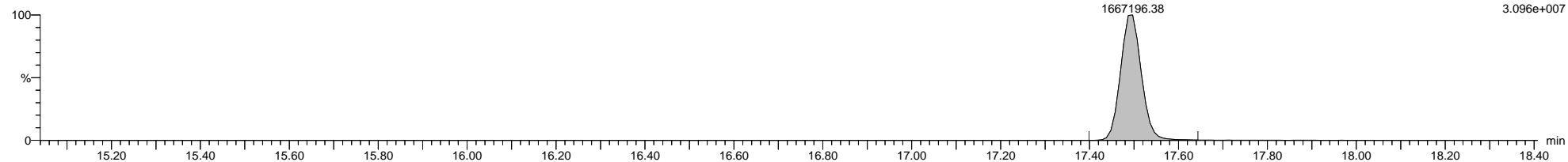
5-190502B07 Smooth(Mn,1x1)  
1668A-RS1-018 H5-19-RS1-005



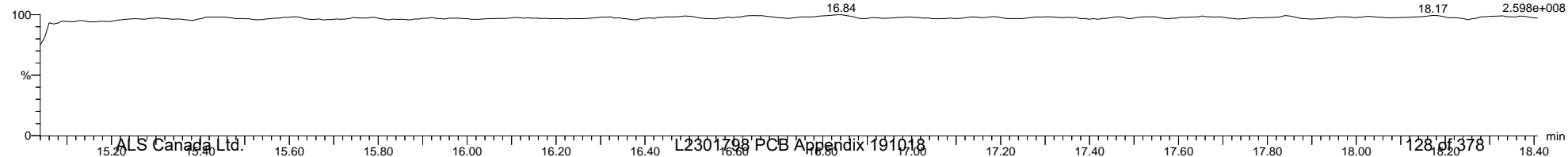
5-190502B07 Smooth(Mn,1x1)  
1668A-RS1-018 H5-19-RS1-005



5-190502B07 Smooth(Mn,1x1)  
1668A-RS1-018 H5-19-RS1-005



5-190502B07 Smooth(Mn,1x1)  
1668A-RS1-018 H5-19-RS1-005



Quantify Sample Template Report

MassLynx MassLynx V4.1 SCN 901

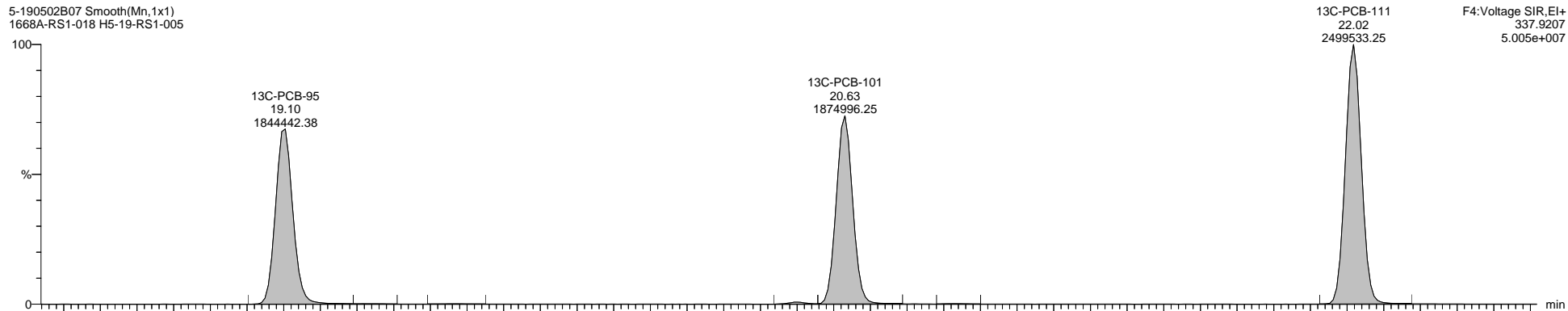
Dataset: I:\Organics Instrument\HIGHRES GCMS Completed Results Files\HR-5\1905\5-190502B-QC.qld

Last Altered: Friday, May 03, 2019 09:02:38 Eastern Daylight Time

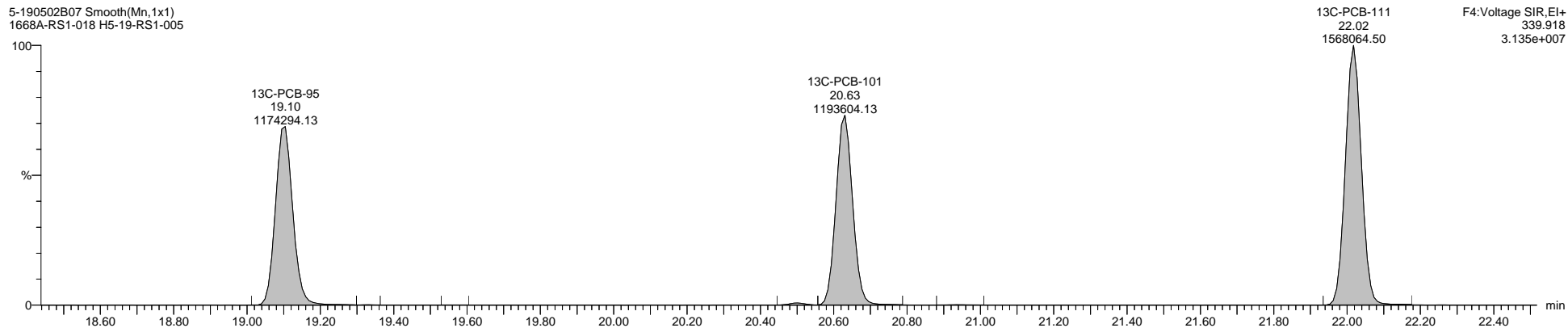
Printed: Thursday, May 16, 2019 16:30:16 Eastern Daylight Time

Name: 5-190502B07, Date: 02-May-2019, Time: 16:20:21, ID: H5-19-RS1-005, Description: 1668A-RS1-018, Vial: Tray1:45

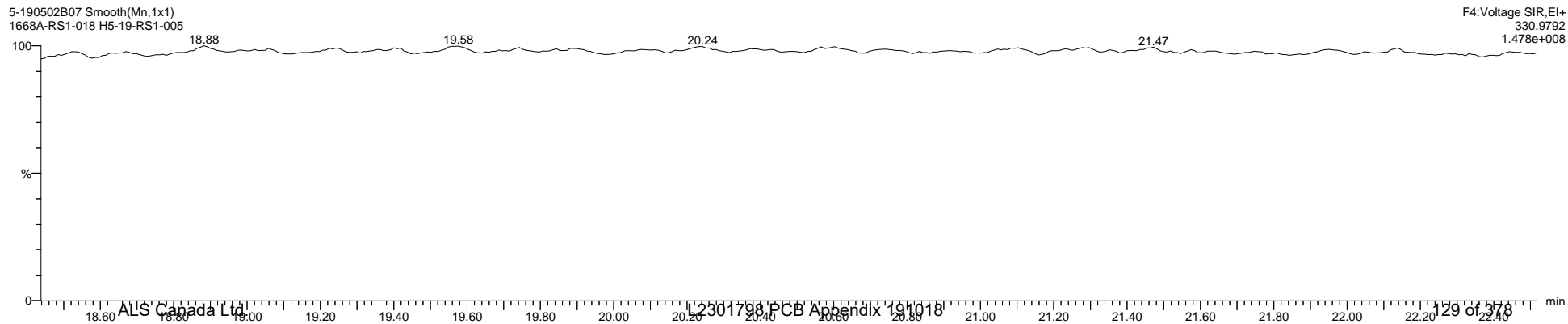
5-190502B07 Smooth(Mn,1x1)  
1668A-RS1-018 H5-19-RS1-005



5-190502B07 Smooth(Mn,1x1)  
1668A-RS1-018 H5-19-RS1-005



5-190502B07 Smooth(Mn,1x1)  
1668A-RS1-018 H5-19-RS1-005

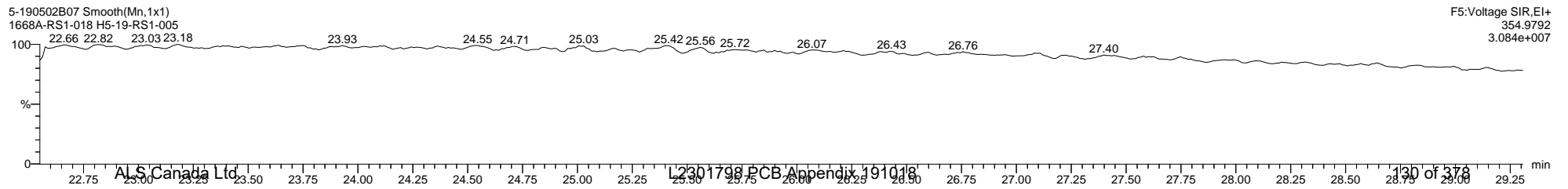
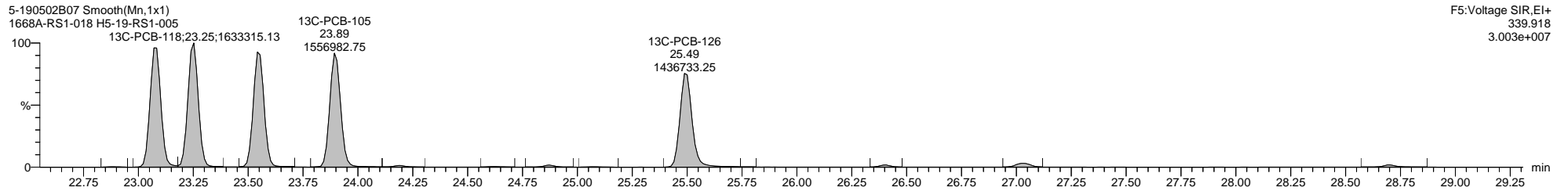
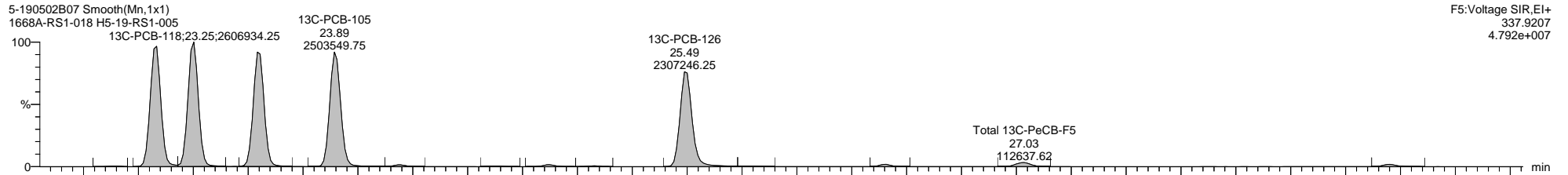
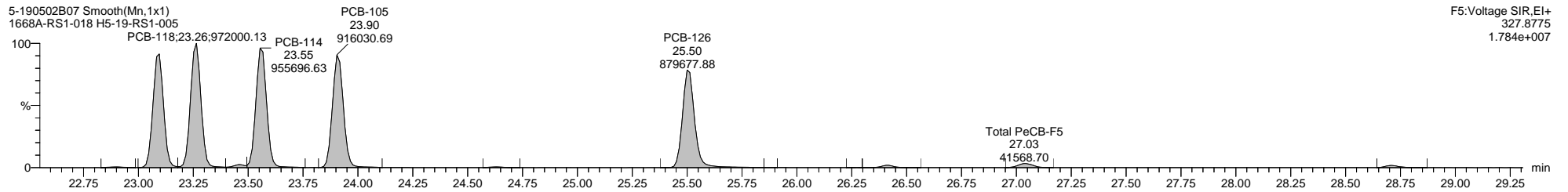
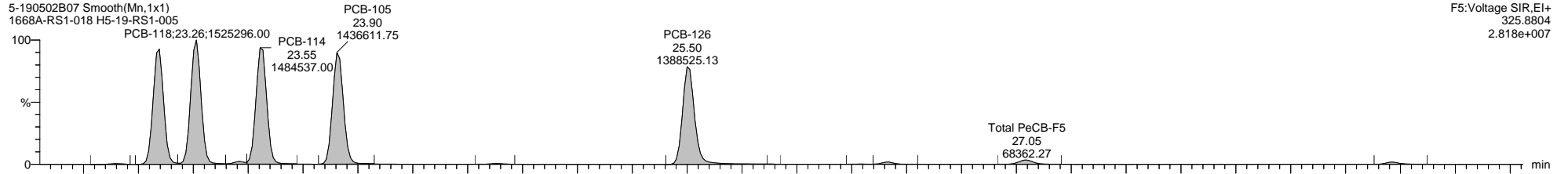


Quantify Sample Template Report MassLynx MassLynx V4.1 SCN 901

Dataset: I:\Organics Instrument\HIGHRES GCMS Completed Results Files\HR-5\1905\5-190502B-QC.qld

Last Altered: Friday, May 03, 2019 09:02:38 Eastern Daylight Time  
Printed: Thursday, May 16, 2019 16:30:16 Eastern Daylight Time

Name: 5-190502B07, Date: 02-May-2019, Time: 16:20:21, ID: H5-19-RS1-005, Description: 1668A-RS1-018, Vial: Tray1:45



Quantify Sample Template Report


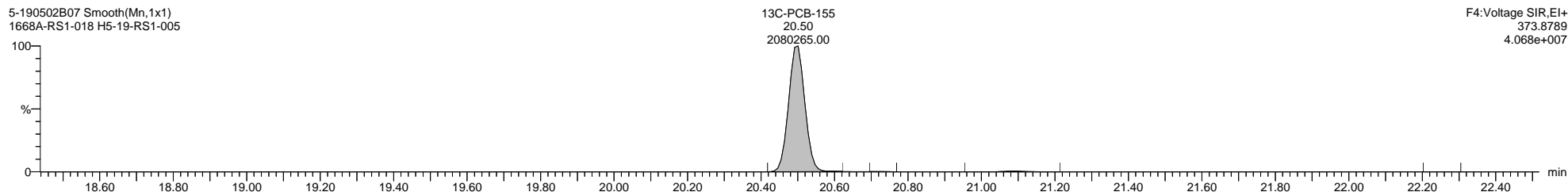
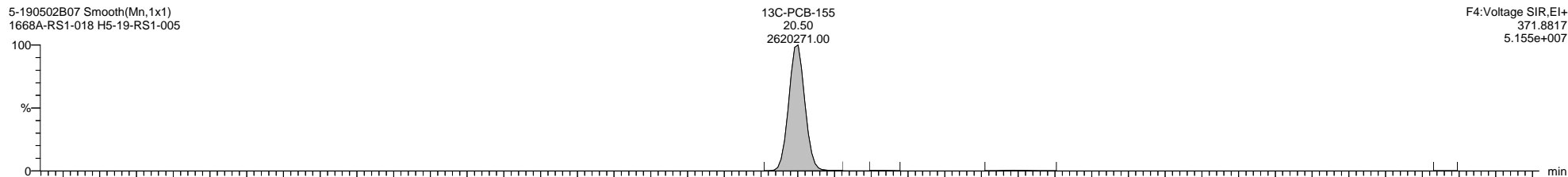
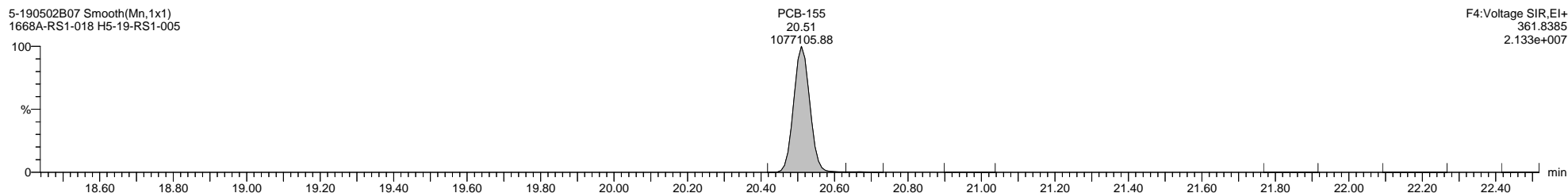
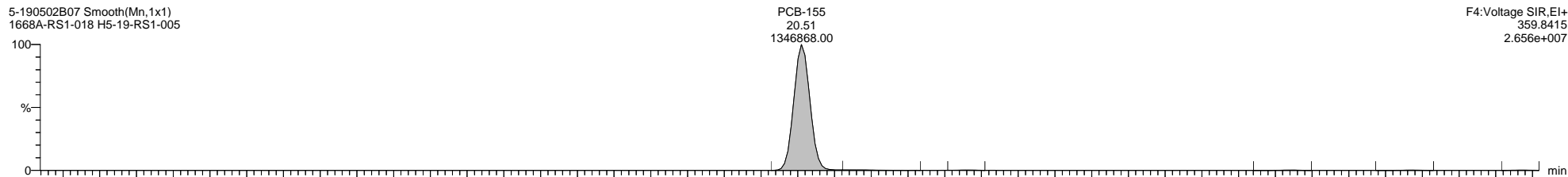
MassLynx MassLynx V4.1 SCN 901

Dataset: I:\Organics Instrument\HIGHRES GCMS Completed Results Files\HR-5\1905\5-190502B-QC.qld

Last Altered: Friday, May 03, 2019 09:02:38 Eastern Daylight Time

Printed: Thursday, May 16, 2019 16:30:16 Eastern Daylight Time

Name: 5-190502B07, Date: 02-May-2019, Time: 16:20:21, ID: H5-19-RS1-005, Description: 1668A-RS1-018, Vial: Tray1:45



Quantify Sample Template Report

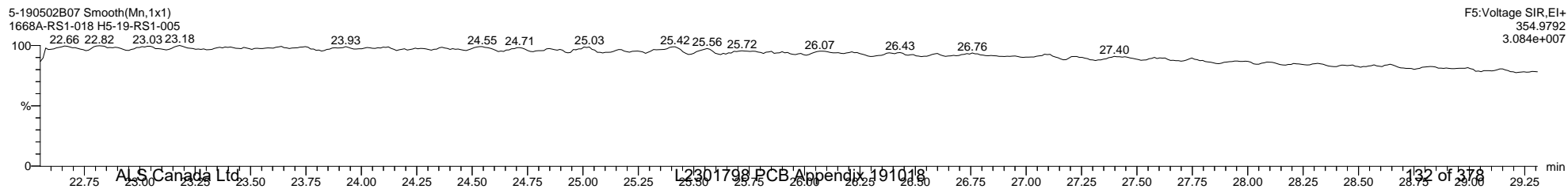
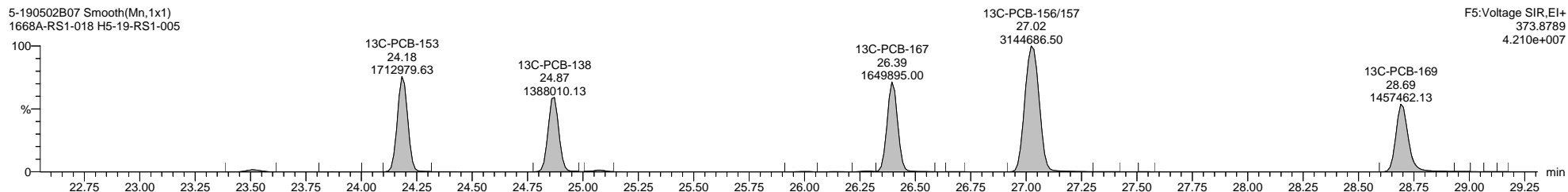
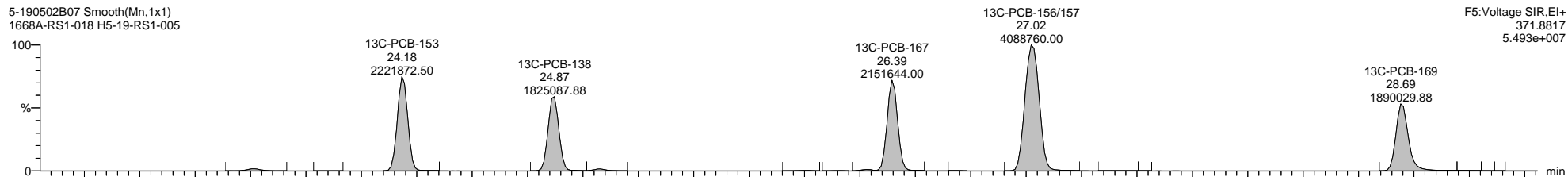
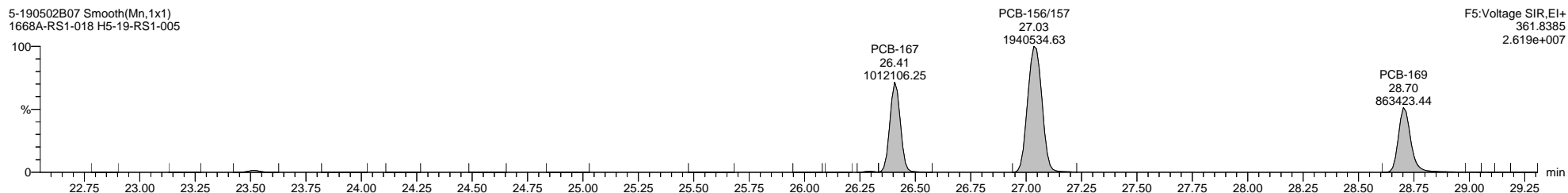
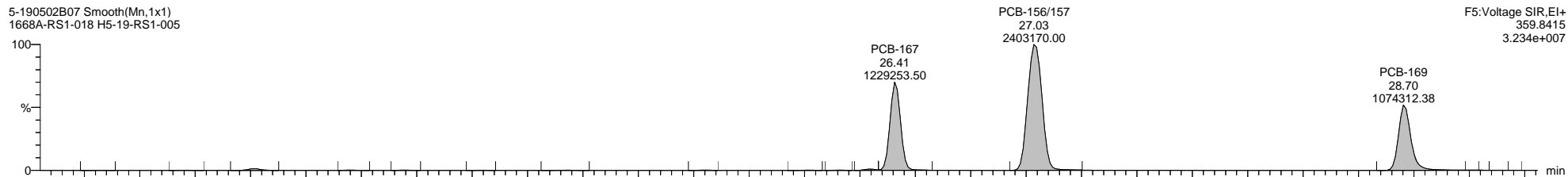
MassLynx MassLynx V4.1 SCN 901

Dataset: I:\Organics Instrument\HIGHRES GCMS Completed Results Files\HR-5\1905\5-190502B-QC.qld

Last Altered: Friday, May 03, 2019 09:02:38 Eastern Daylight Time

Printed: Thursday, May 16, 2019 16:30:16 Eastern Daylight Time

Name: 5-190502B07, Date: 02-May-2019, Time: 16:20:21, ID: H5-19-RS1-005, Description: 1668A-RS1-018, Vial: Tray1:45



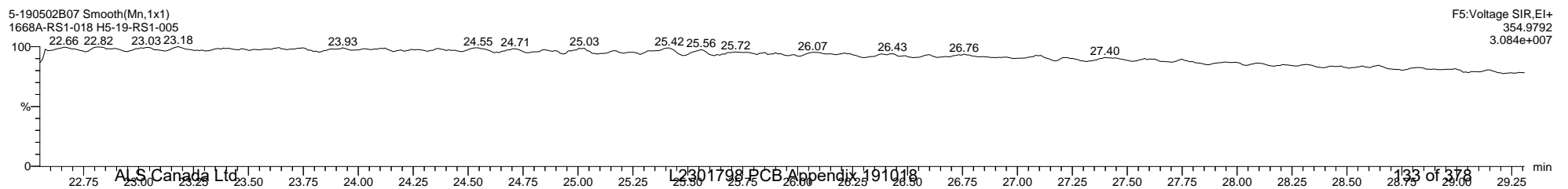
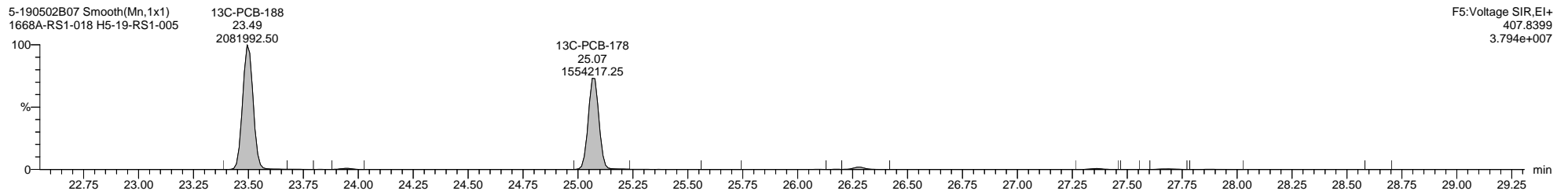
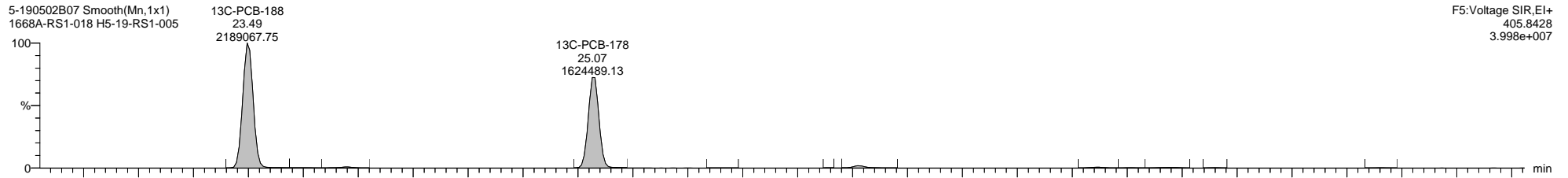
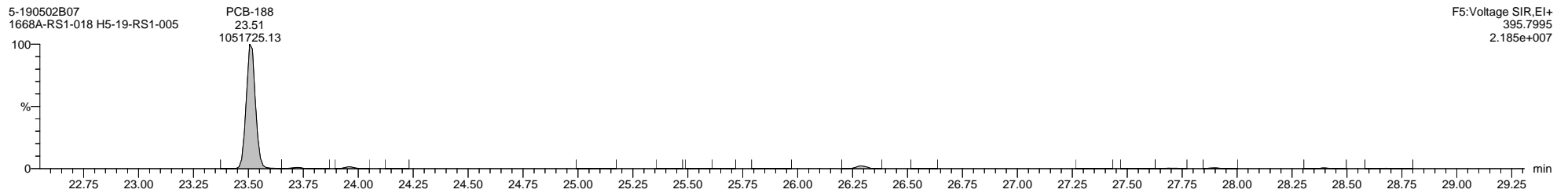
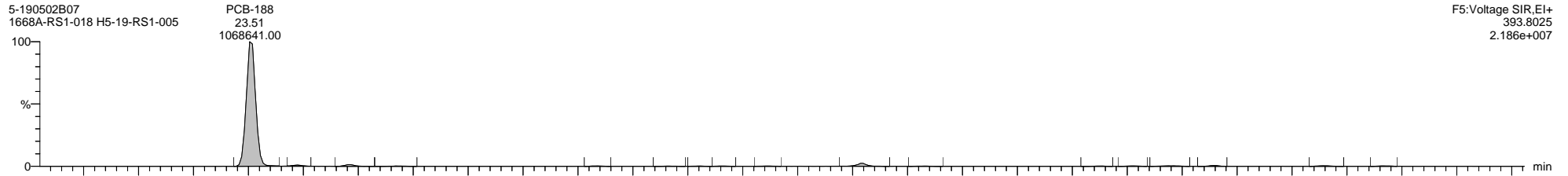


Quantify Sample Template Report MassLynx MassLynx V4.1 SCN 901

Dataset: I:\Organics Instrument\HIGHRES GCMS Completed Results Files\HR-5\1905\5-190502B-QC.qld

Last Altered: Friday, May 03, 2019 09:02:38 Eastern Daylight Time  
Printed: Thursday, May 16, 2019 16:30:16 Eastern Daylight Time

Name: 5-190502B07, Date: 02-May-2019, Time: 16:20:21, ID: H5-19-RS1-005, Description: 1668A-RS1-018, Vial: Tray1:45



Quantify Sample Template Report

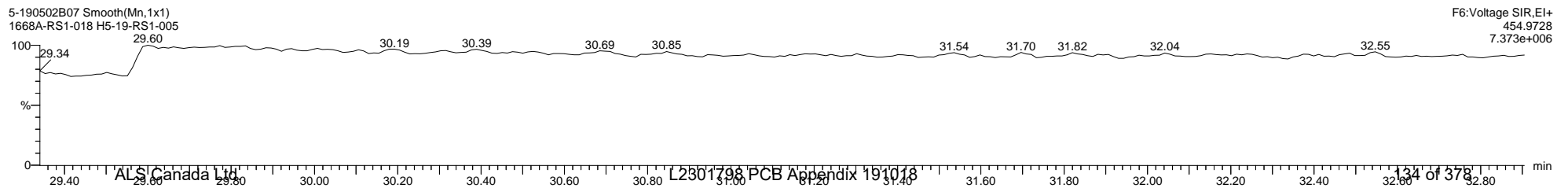
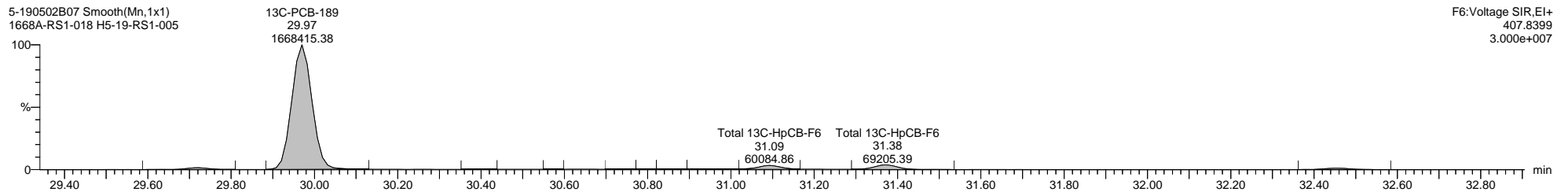
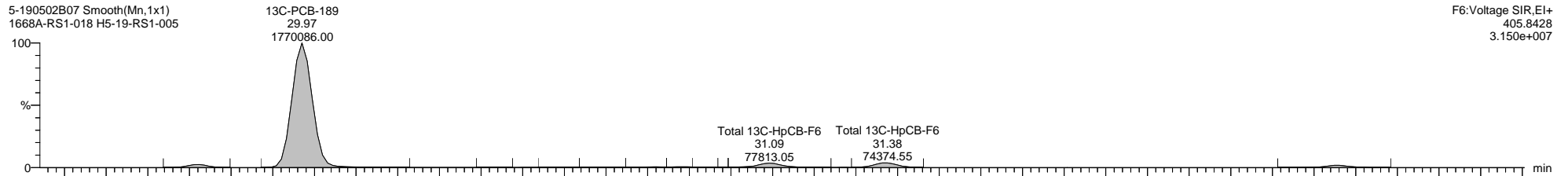
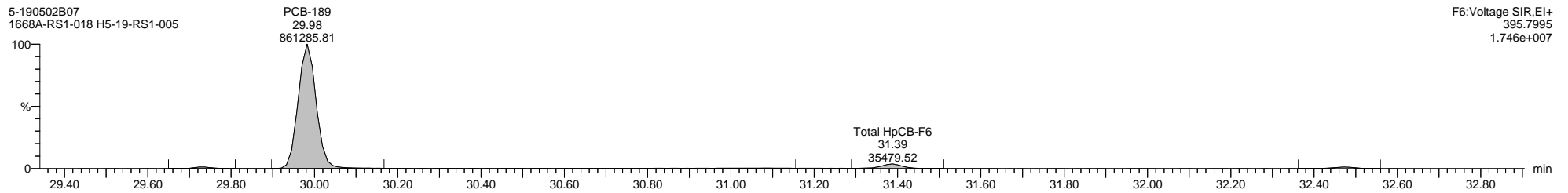
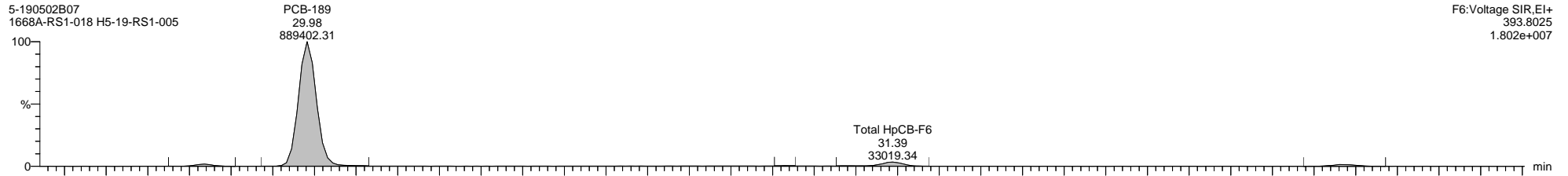
MassLynx MassLynx V4.1 SCN 901

Dataset: I:\Organics Instrument\HIGHRES GCMS Completed Results Files\HR-5\1905\5-190502B-QC.qld

Last Altered: Friday, May 03, 2019 09:02:38 Eastern Daylight Time

Printed: Thursday, May 16, 2019 16:30:16 Eastern Daylight Time

Name: 5-190502B07, Date: 02-May-2019, Time: 16:20:21, ID: H5-19-RS1-005, Description: 1668A-RS1-018, Vial: Tray1:45

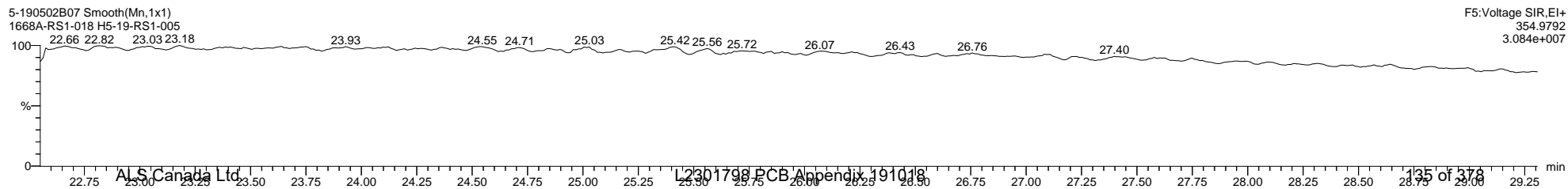
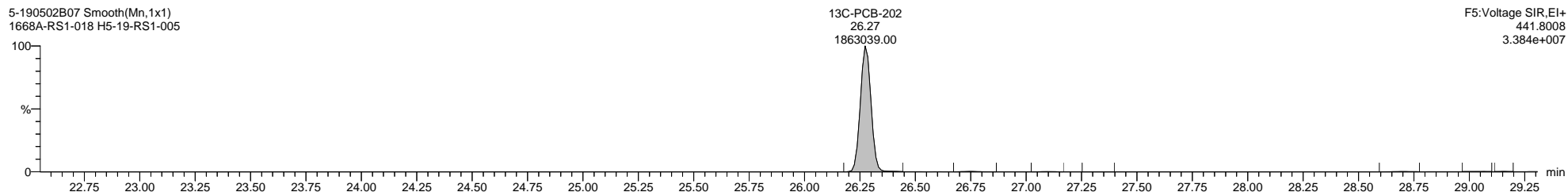
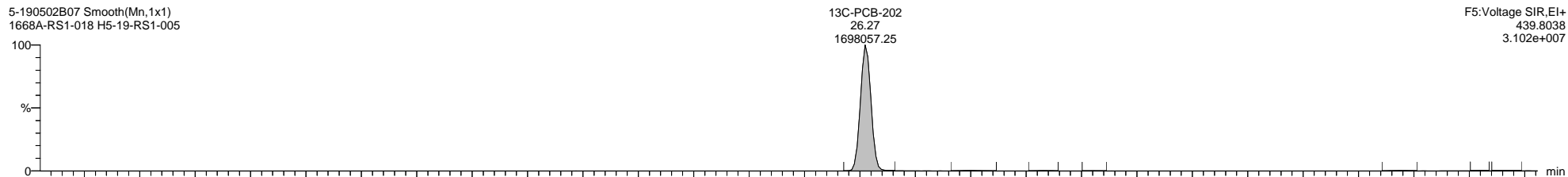
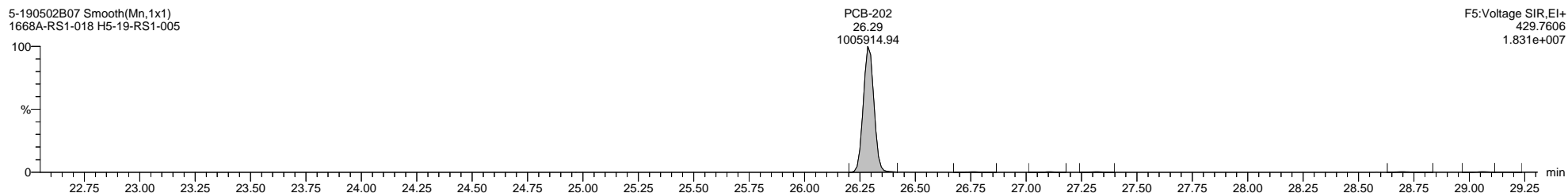
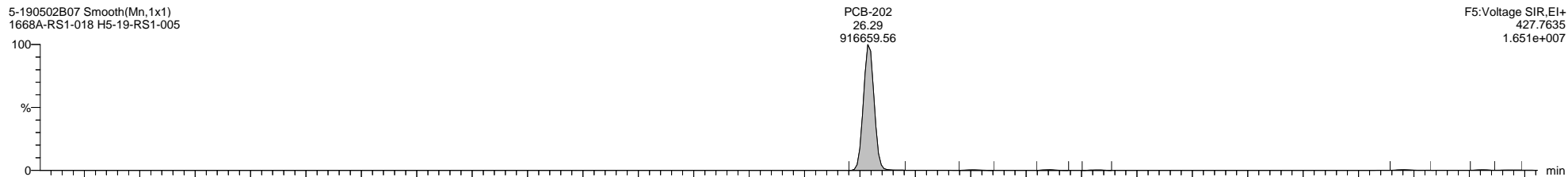


Quantify Sample Template Report MassLynx MassLynx V4.1 SCN 901

Dataset: I:\Organics Instrument\HIGHRES GCMS Completed Results Files\HR-5\1905\5-190502B-QC.qld

Last Altered: Friday, May 03, 2019 09:02:38 Eastern Daylight Time  
Printed: Thursday, May 16, 2019 16:30:16 Eastern Daylight Time

Name: 5-190502B07, Date: 02-May-2019, Time: 16:20:21, ID: H5-19-RS1-005, Description: 1668A-RS1-018, Vial: Tray1:45



Quantify Sample Template Report

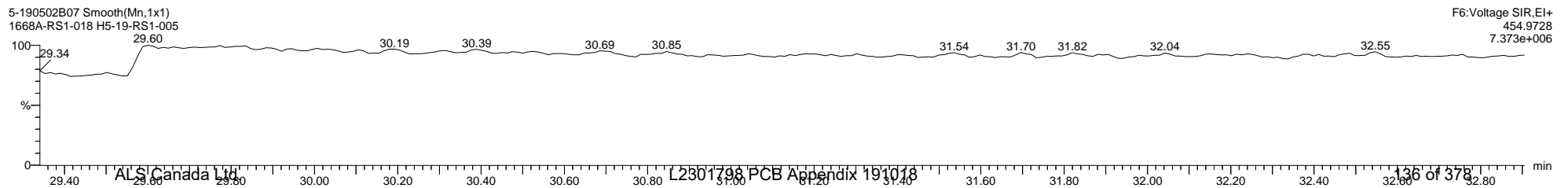
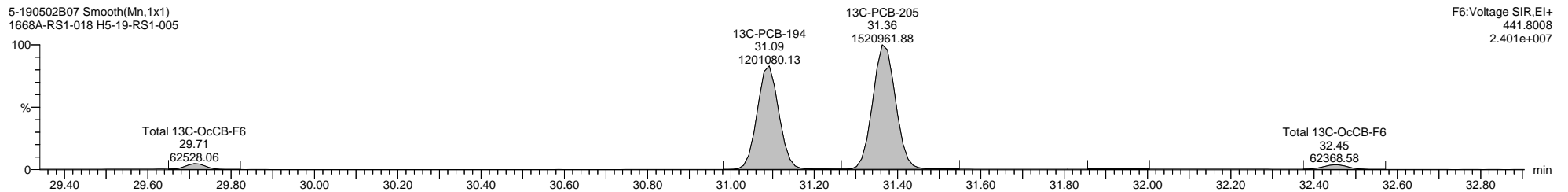
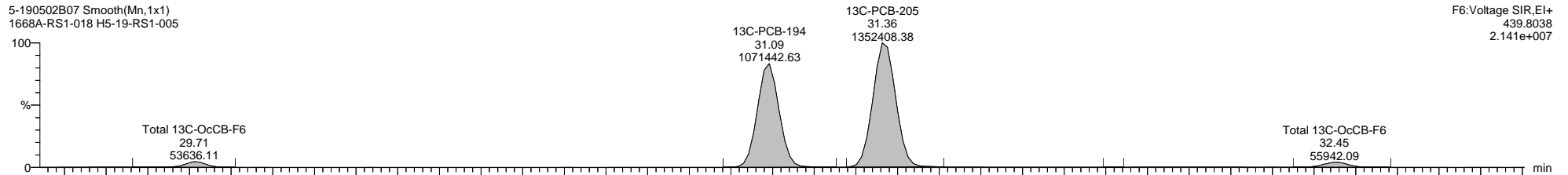
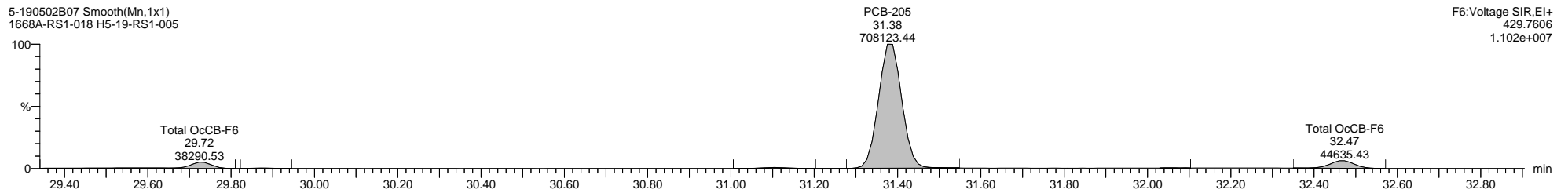
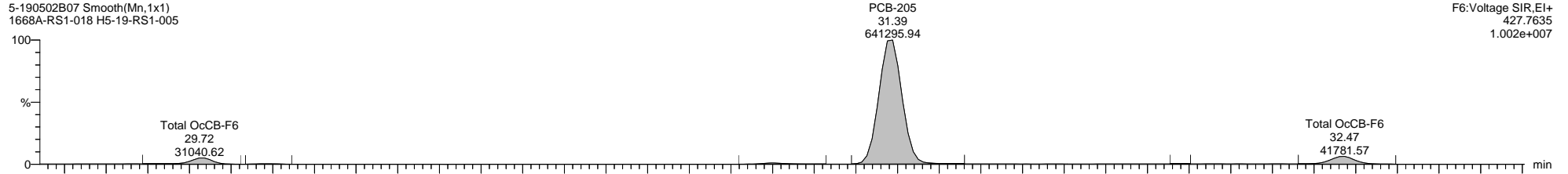
MassLynx MassLynx V4.1 SCN 901

Dataset: I:\Organics Instrument\HIGHRES GCMS Completed Results Files\HR-5\1905\5-190502B-QC.qld

Last Altered: Friday, May 03, 2019 09:02:38 Eastern Daylight Time

Printed: Thursday, May 16, 2019 16:30:16 Eastern Daylight Time

Name: 5-190502B07, Date: 02-May-2019, Time: 16:20:21, ID: H5-19-RS1-005, Description: 1668A-RS1-018, Vial: Tray1:45



Quantify Sample Template Report

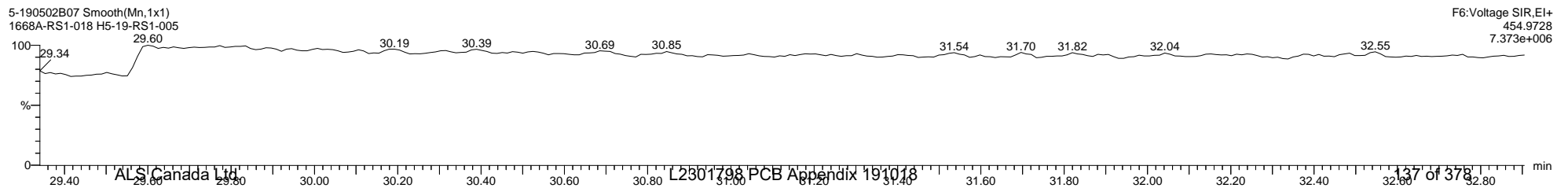
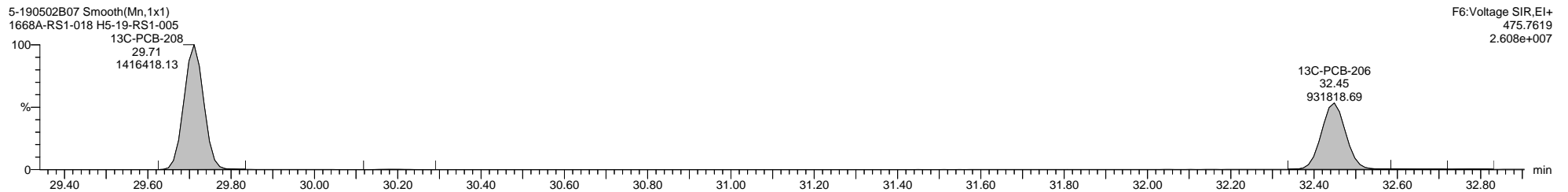

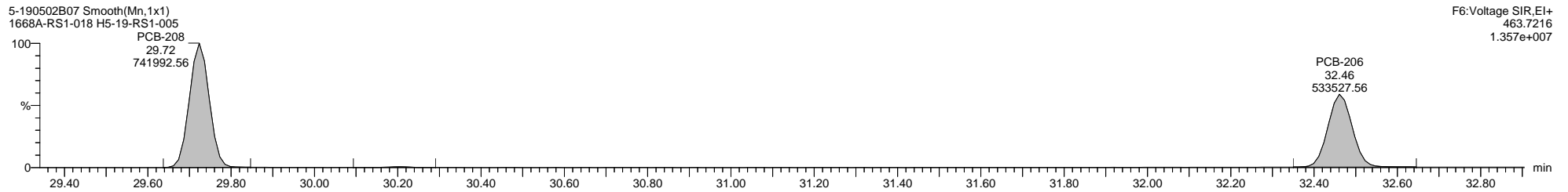

MassLynx MassLynx V4.1 SCN 901

Dataset: I:\Organics Instrument\HIGHRES GCMS Completed Results Files\HR-5\1905\5-190502B-QC.qld

Last Altered: Friday, May 03, 2019 09:02:38 Eastern Daylight Time

Printed: Thursday, May 16, 2019 16:30:16 Eastern Daylight Time

Name: 5-190502B07, Date: 02-May-2019, Time: 16:20:21, ID: H5-19-RS1-005, Description: 1668A-RS1-018, Vial: Tray1:45



Quantify Sample Template Report

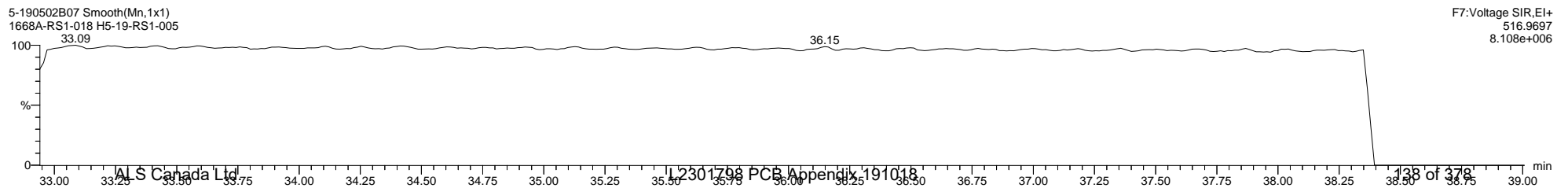
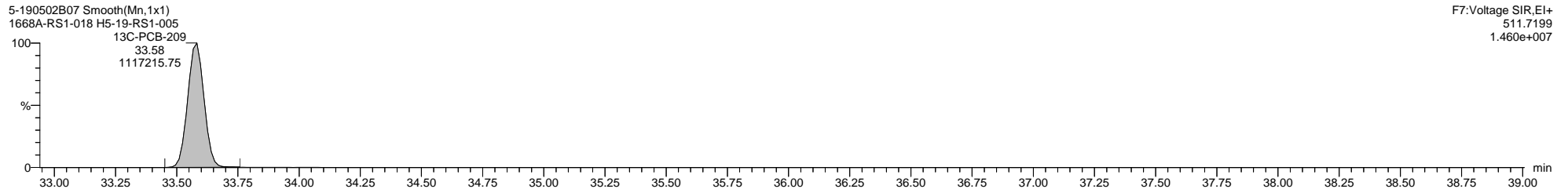
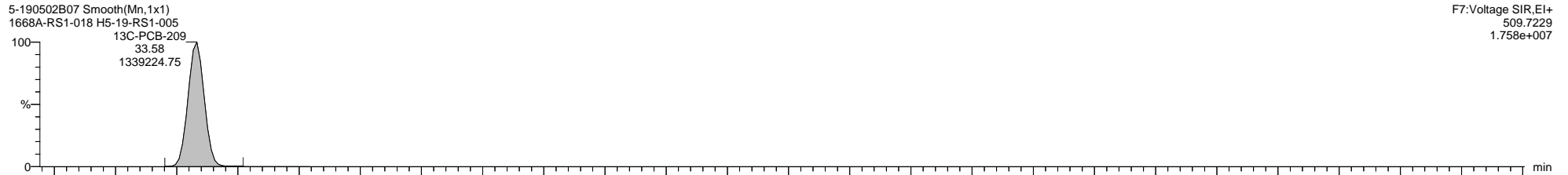
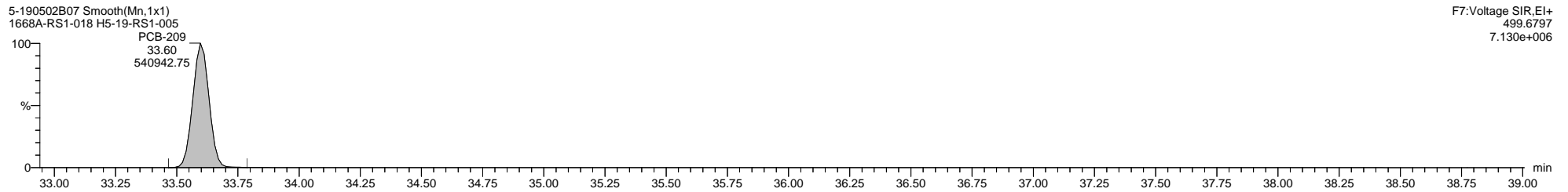
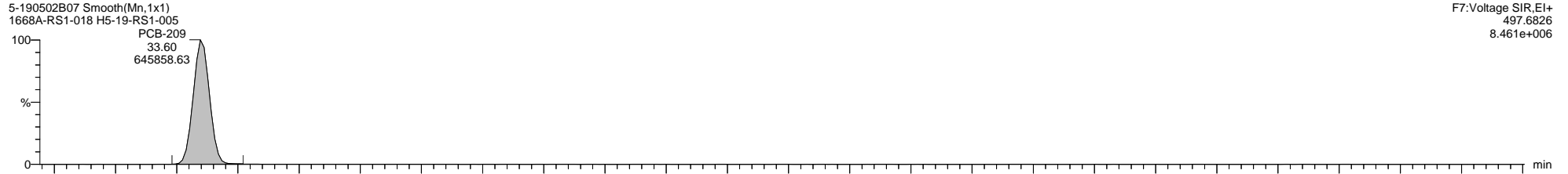
MassLynx MassLynx V4.1 SCN 901

Dataset: I:\Organics Instrument\HIGHRES GCMS Completed Results Files\HR-5\1905\5-190502B-QC.qld

Last Altered: Friday, May 03, 2019 09:02:38 Eastern Daylight Time

Printed: Thursday, May 16, 2019 16:30:16 Eastern Daylight Time

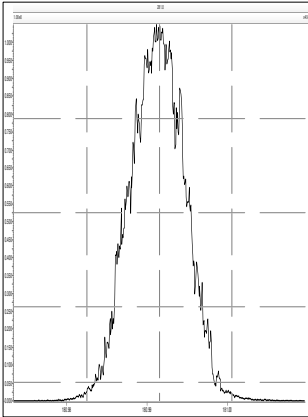
Name: 5-190502B07, Date: 02-May-2019, Time: 16:20:21, ID: H5-19-RS1-005, Description: 1668A-RS1-018, Vial: Tray1:45



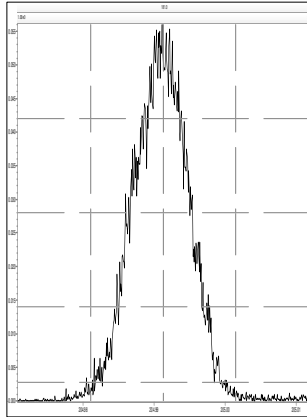
File: Experiment: 1668\_octyl\_1.exp Reference: Pfk.ref Function: 1 @ 200 (ppm)

Printed: Thursday, May 02, 2019 12:01:49 Eastern Daylight Time

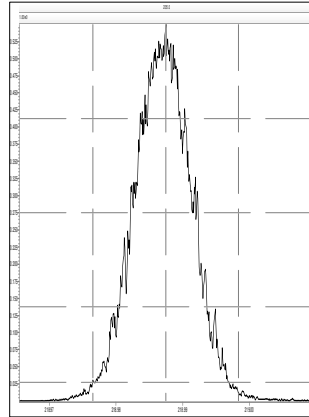
M 180.9888 R 12191



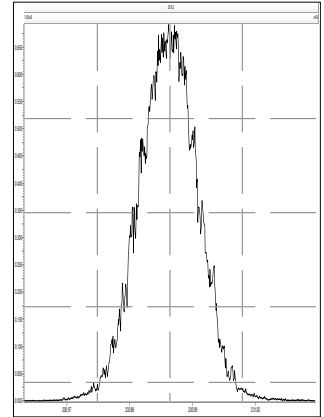
M 204.9888 R 12194



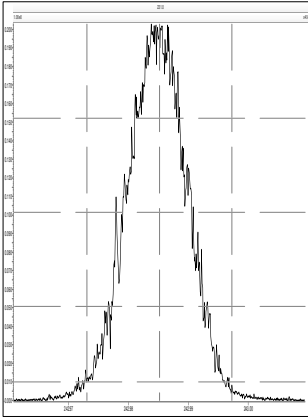
M 218.9856 R 10684



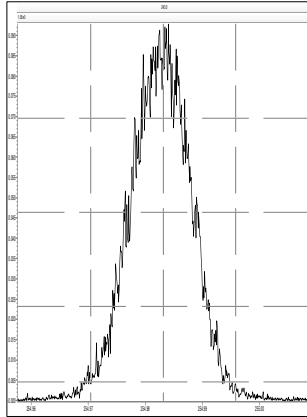
M 230.9856 R 10728



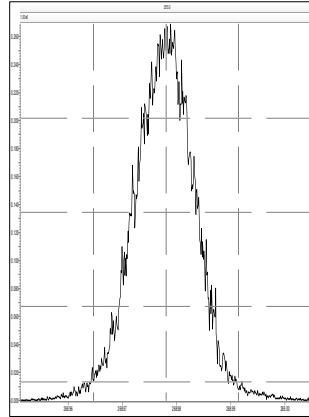
M 242.9856 R 10372



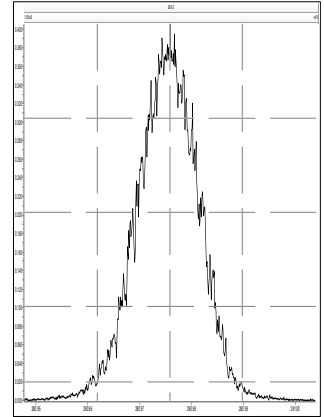
M 254.9856 R 11111



M 268.9824 R 10597



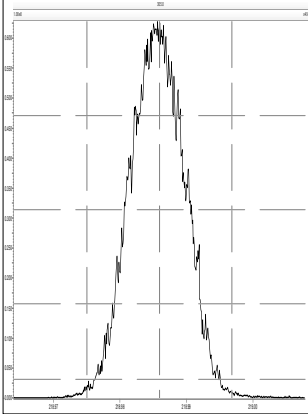
M 280.9824 R 10506



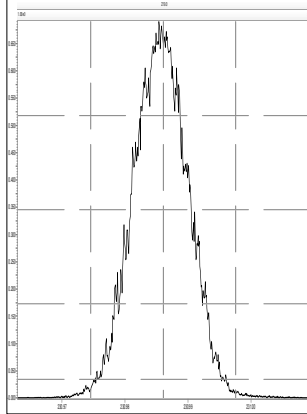
File: Experiment: 1668\_octyl\_1.exp Reference: Pfk.ref Function: 2 @ 200 (ppm)

Printed: Thursday, May 02, 2019 12:02:11 Eastern Daylight Time

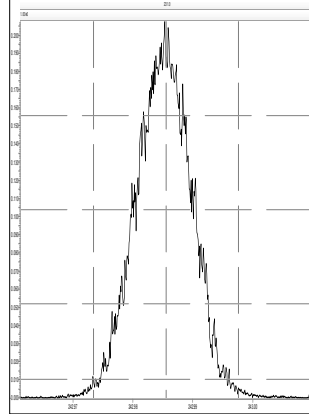
M 218.9856 R 11517



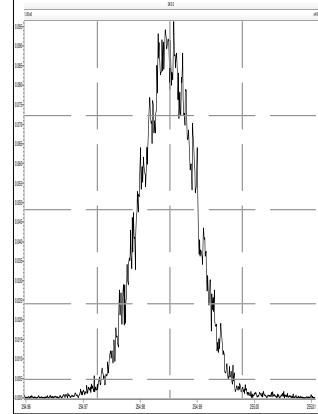
M 230.9856 R 11626



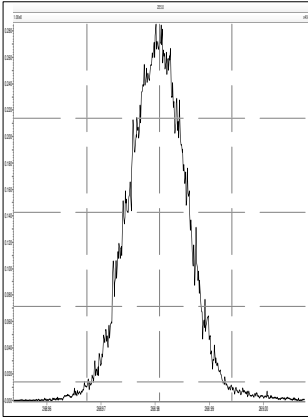
M 242.9856 R 11520



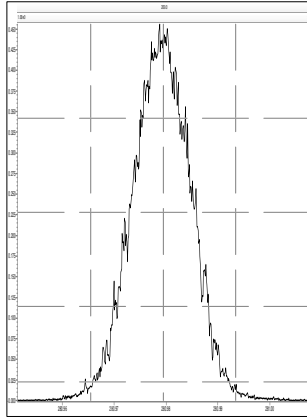
M 254.9856 R 11521



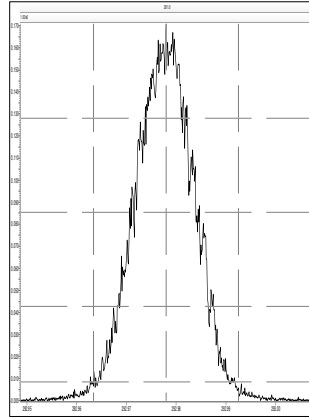
M 268.9824 R 11060



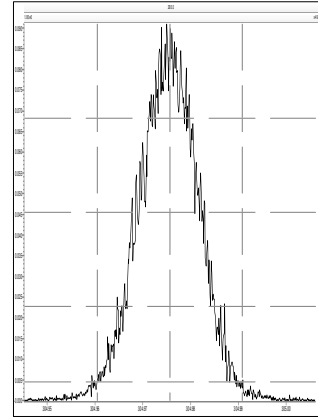
M 280.9824 R 10640



M 292.9824 R 10593



M 304.9824 R 10371

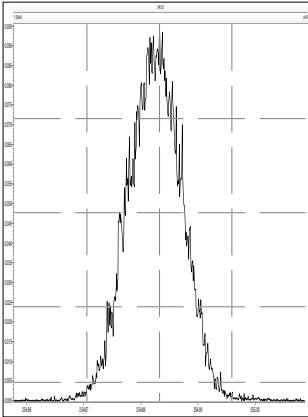




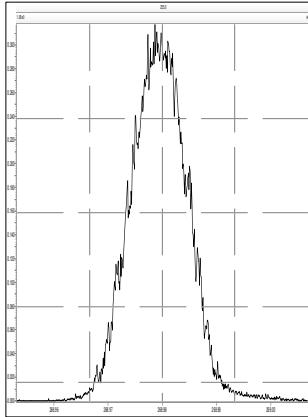
File: Experiment: 1668\_octyl\_1.exp Reference: Pfk.ref Function: 3 @ 200 (ppm)

Printed: Thursday, May 02, 2019 12:02:29 Eastern Daylight Time

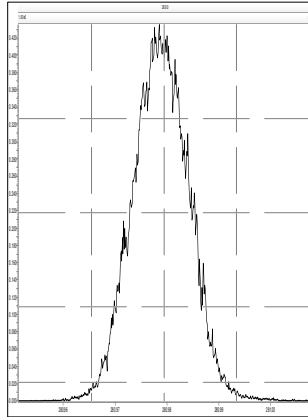
M 254.9856 R 11962



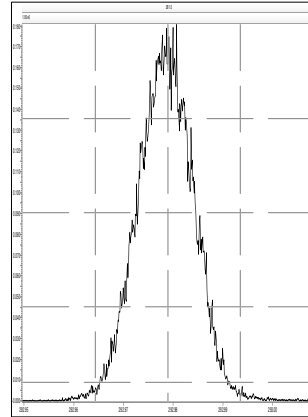
M 268.9824 R 11362



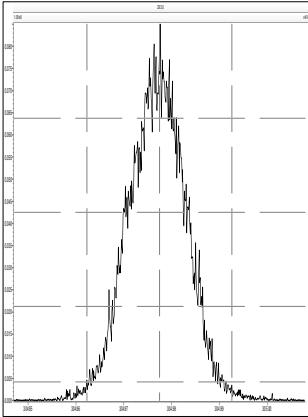
M 280.9824 R 11470



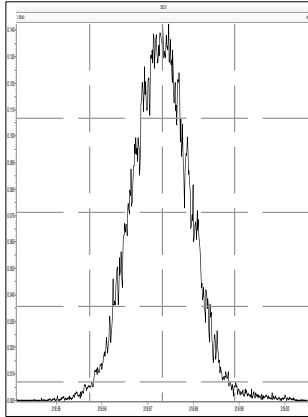
M 292.9824 R 11363



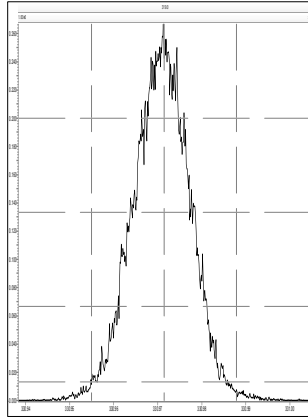
M 304.9824 R 11017



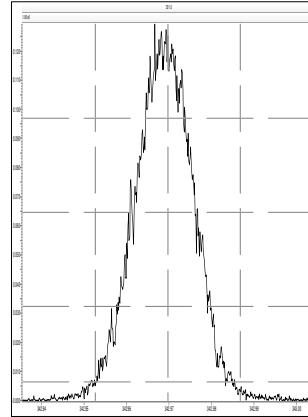
M 318.9792 R 10778



M 330.9792 R 10822



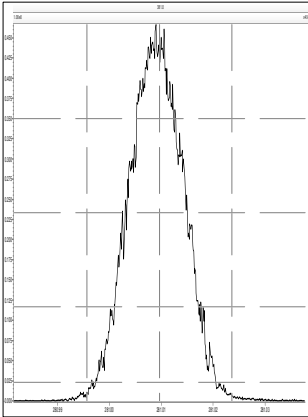
M 342.9792 R 11209



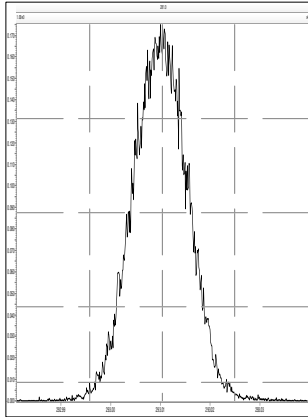
File: Experiment: 1668\_octyl\_1.exp Reference: Pfk.ref Function: 4 @ 200 (ppm)

Printed: Thursday, May 02, 2019 12:02:54 Eastern Daylight Time

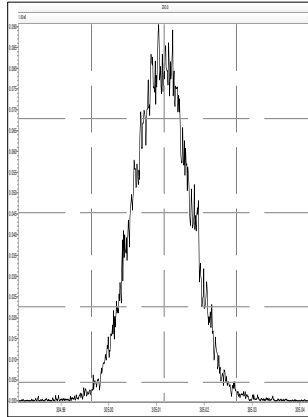
M 280.9824 R 12023



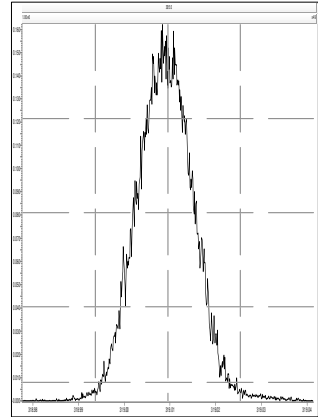
M 292.9824 R 11569



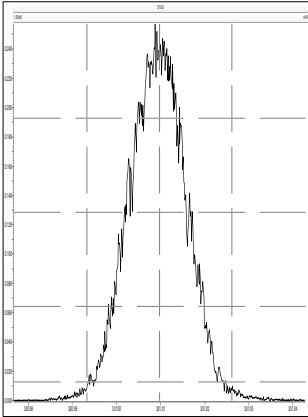
M 304.9824 R 11260



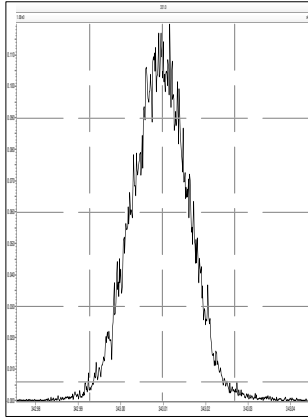
M 318.9792 R 11466



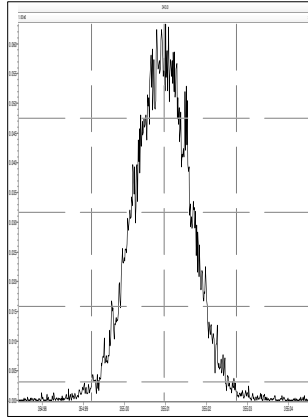
M 330.9792 R 11262



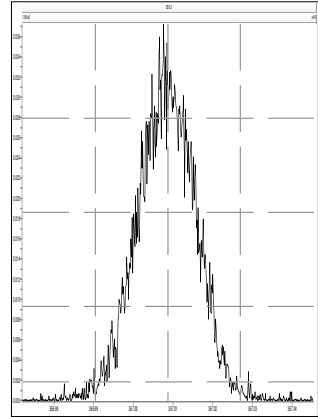
M 342.9792 R 11160



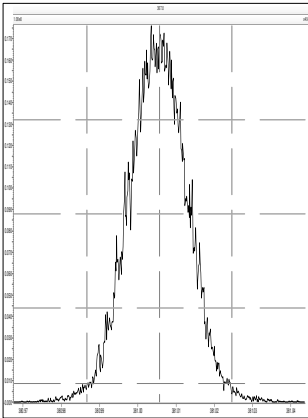
M 354.9792 R 11518



M 366.9792 R 10823



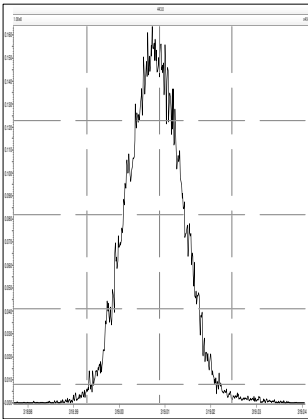
M 380.9760 R 11061



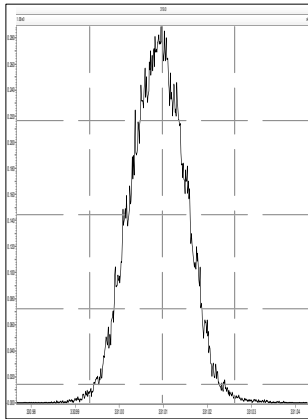
File: Experiment: 1668\_octyl\_1.exp Reference: Pfk.ref Function: 5 @ 200 (ppm)

Printed: Thursday, May 02, 2019 12:03:17 Eastern Daylight Time

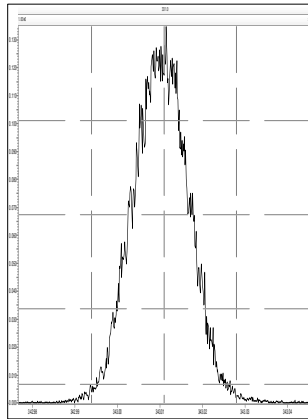
M 318.9792 R 11735



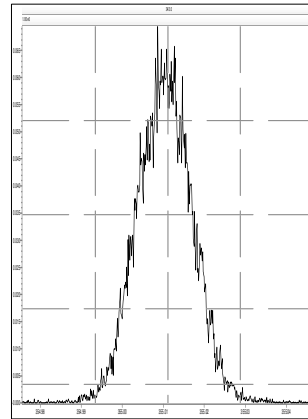
M 330.9792 R 11522



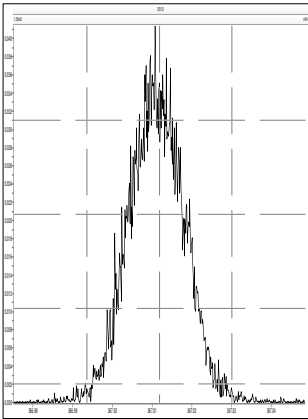
M 342.9792 R 11210



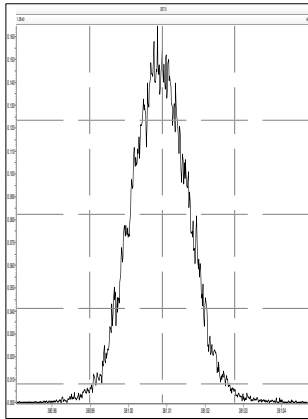
M 354.9792 R 12017



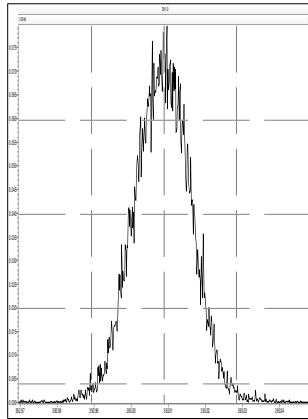
M 366.9792 R 11629



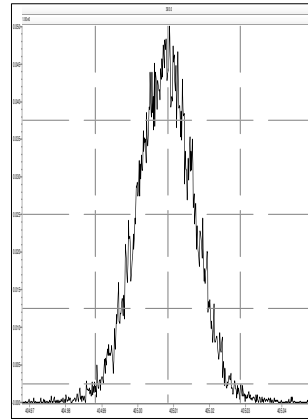
M 380.9760 R 10593



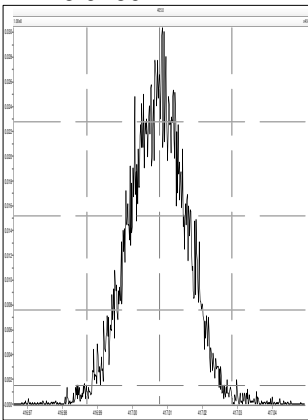
M 392.9760 R 11310



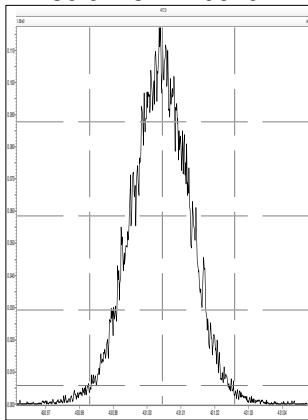
M 404.9760 R 11629



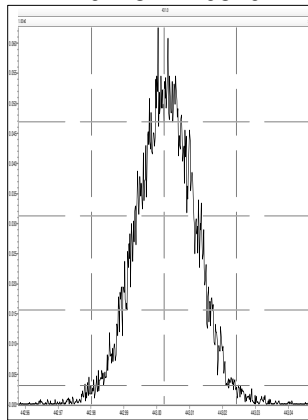
M 416.9760 R 11214



M 430.9728 R 10640



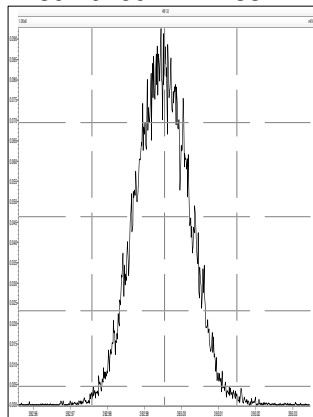
M 442.9728 R 10870



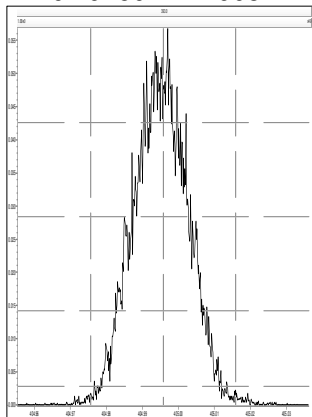
File: Experiment: 1668\_octyl\_1.exp Reference: Pfk.ref Function: 6 @ 200 (ppm)

Printed: Thursday, May 02, 2019 12:03:41 Eastern Daylight Time

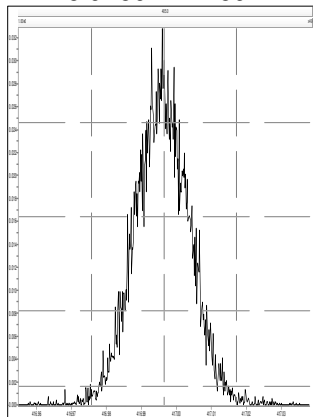
M 392.9760 R 12133



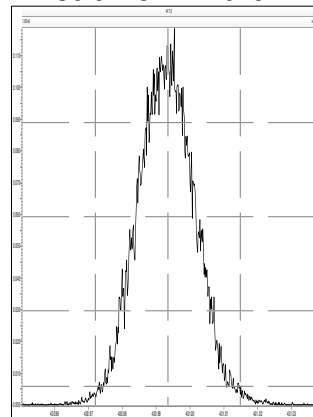
M 404.9760 R 11905



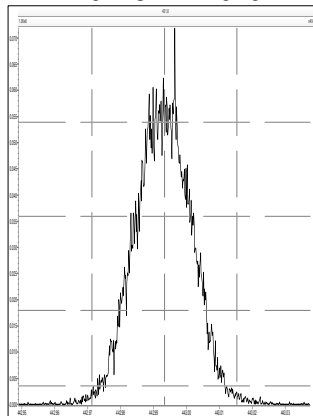
M 416.9760 R 12694



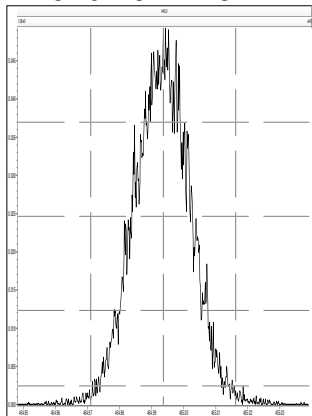
M 430.9728 R 11015



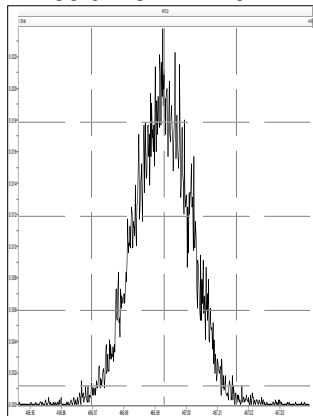
M 442.9728 R 12020



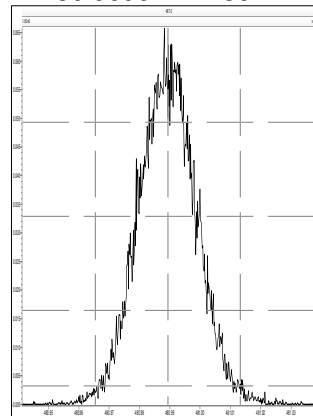
M 454.9728 R 11847



M 466.9728 R 12497



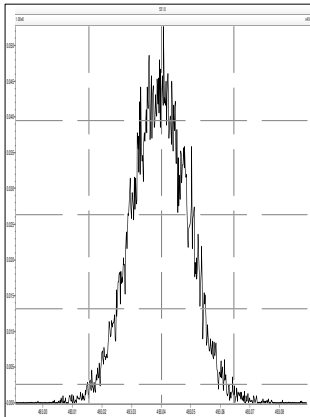
M 480.9696 R 11364



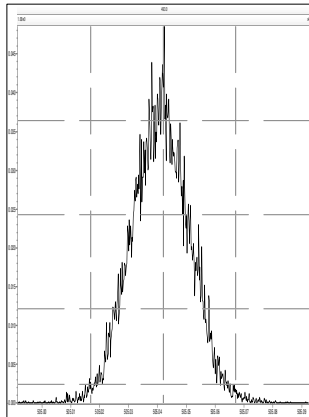
File: Experiment: 1668\_octyl\_1.exp Reference: Pfk.ref Function: 7 @ 200 (ppm)

Printed: Thursday, May 02, 2019 12:03:57 Eastern Daylight Time

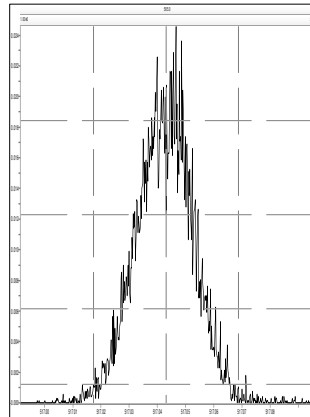
M 492.9696 R 11848



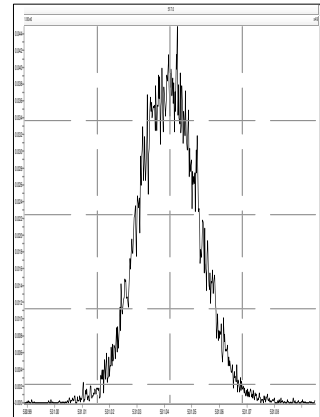
M 504.9696 R 11160



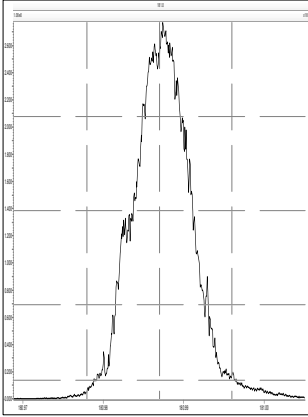
M 516.9697 R 11057



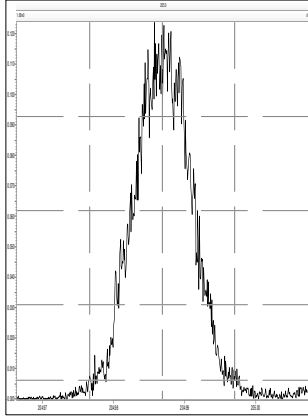
M 530.9664 R 11262



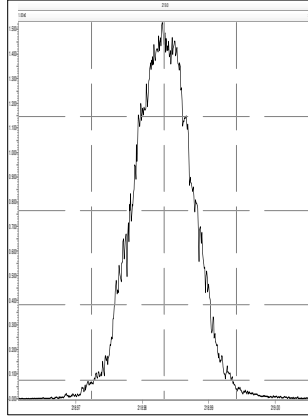
M 180.9888 R 10352



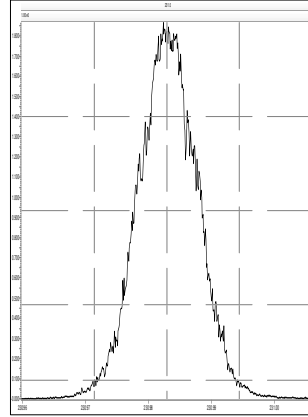
M 204.9888 R 11495



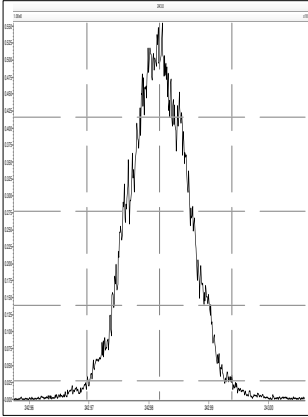
M 218.9856 R 10760



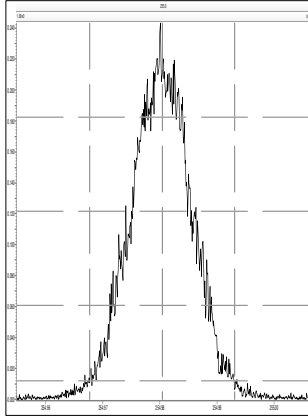
M 230.9856 R 10782



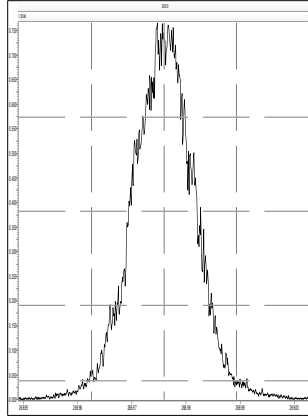
M 242.9856 R 10661



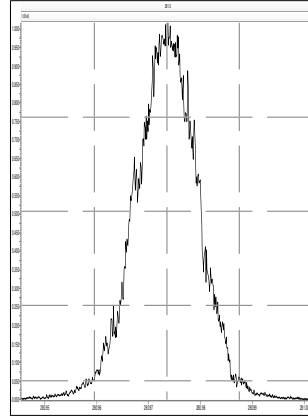
M 254.9856 R 10063



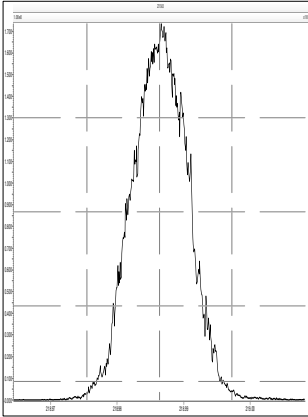
M 268.9824 R 10352



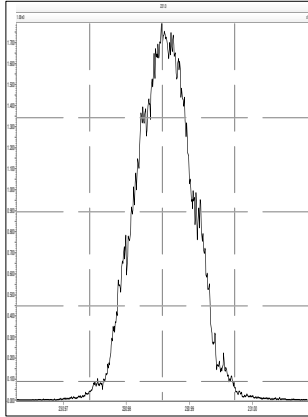
M 280.9824 R 10104



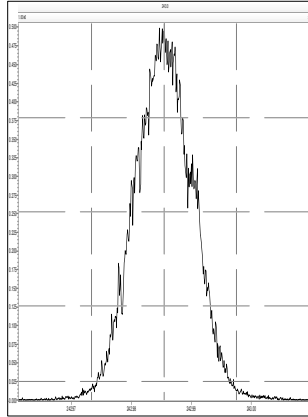
M 218.9856 R 11794



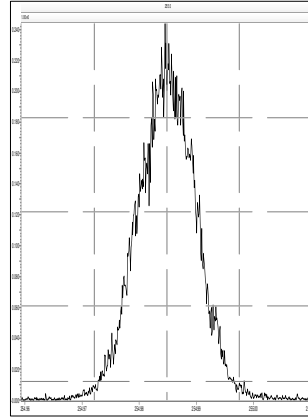
M 230.9856 R 11338



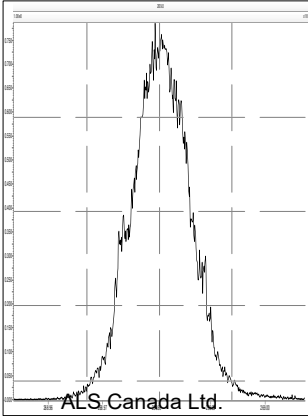
M 242.9856 R 11111



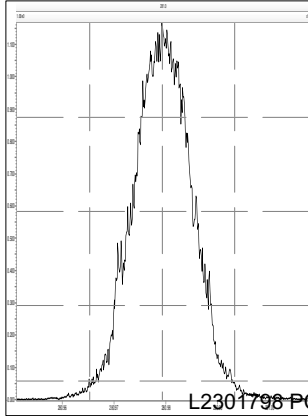
M 254.9856 R 10778



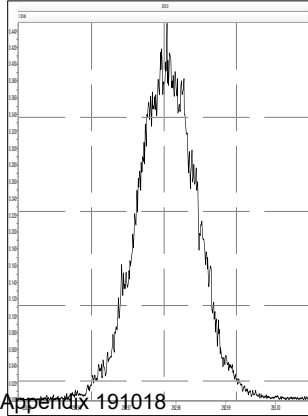
M 268.9824 R 10798



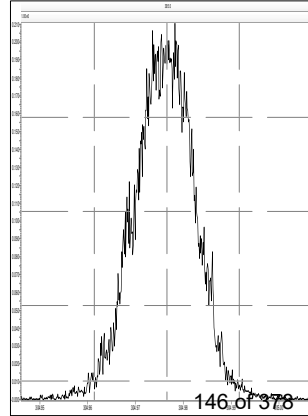
M 280.9824 R 10563



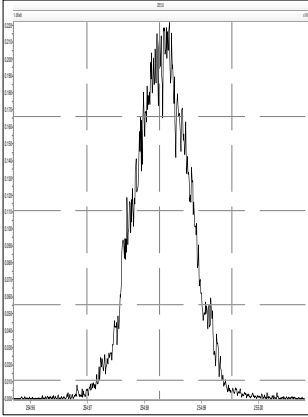
M 292.9824 R 10245



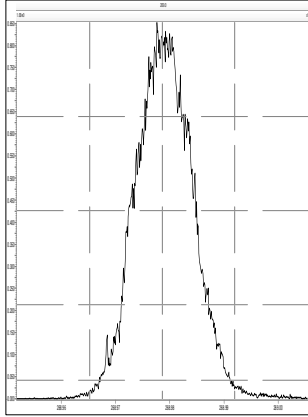
M 304.9824 R 11135



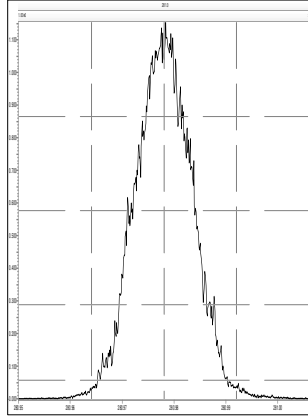
M 254.9856 R 11765



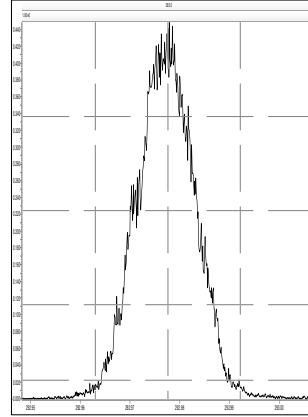
M 268.9824 R 11185



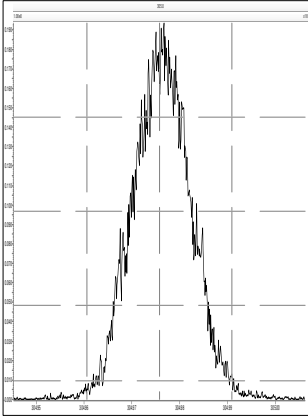
M 280.9824 R 11185



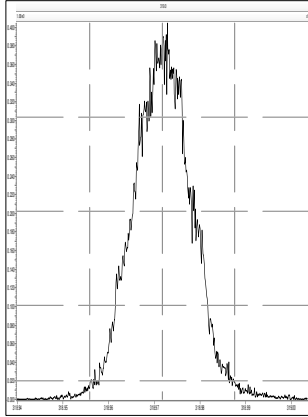
M 292.9824 R 11417



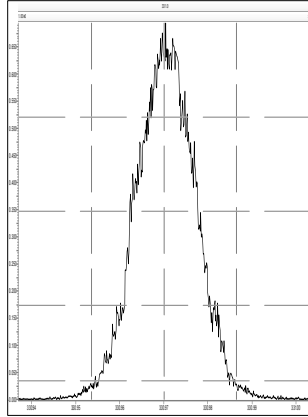
M 304.9824 R 11342



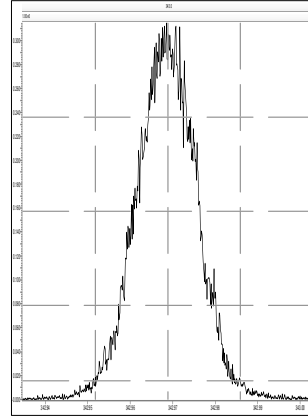
M 318.9792 R 11016



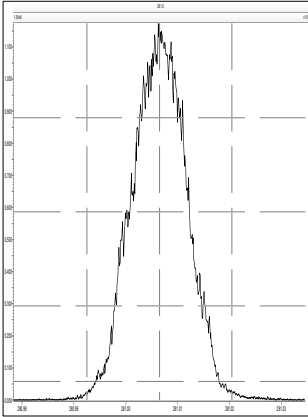
M 330.9792 R 11014



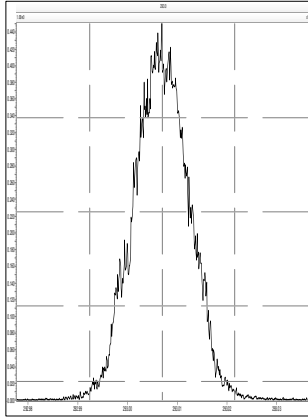
M 342.9792 R 10799



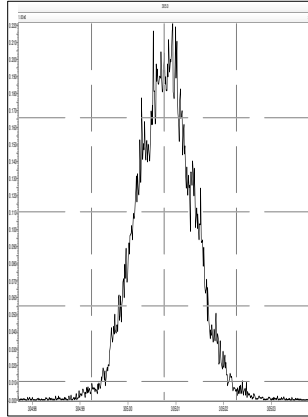
M 280.9824 R 11848



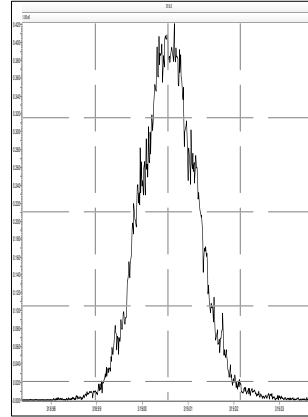
M 292.9824 R 11662



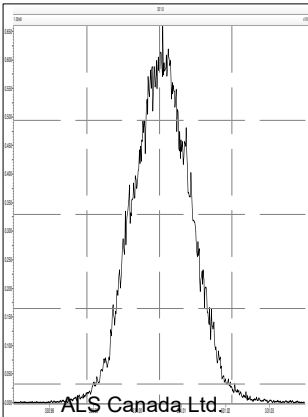
M 304.9824 R 11636



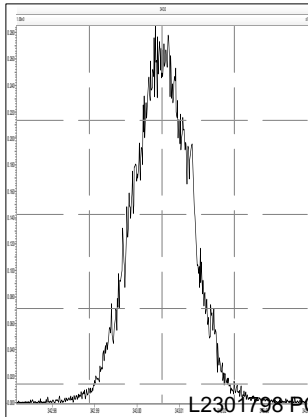
M 318.9792 R 11112



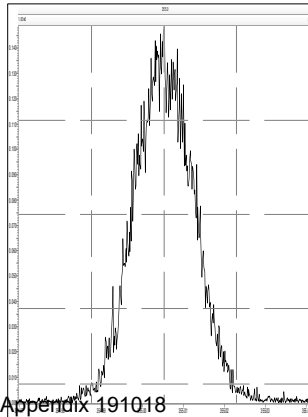
M 330.9792 R 11014



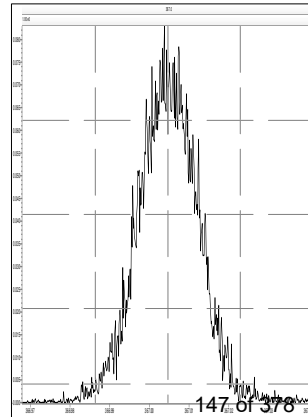
M 342.9792 R 10755



M 354.9792 R 11090

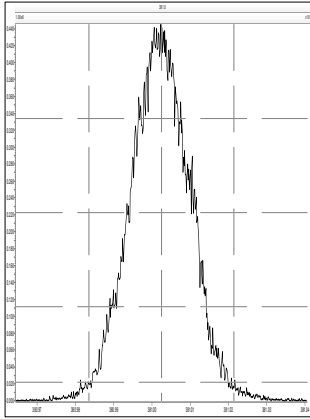


M 366.9792 R 11018

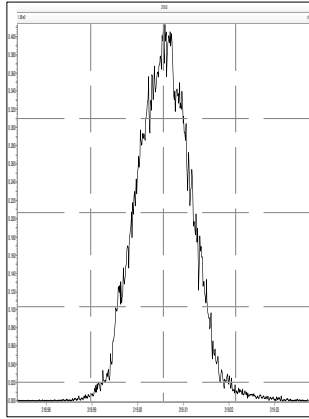


Printed: Thursday, May 02, 2019 18:38:31 Eastern Daylight Time

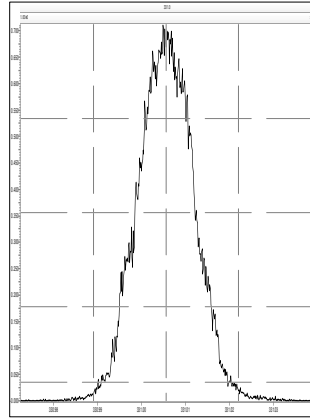
M 380.9760 R 10660



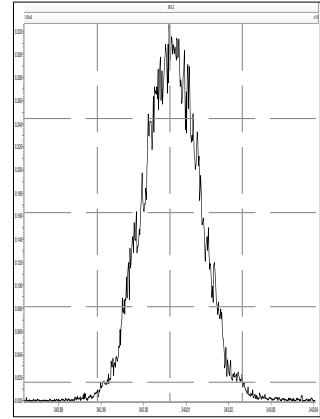
M 318.9792 R 11743



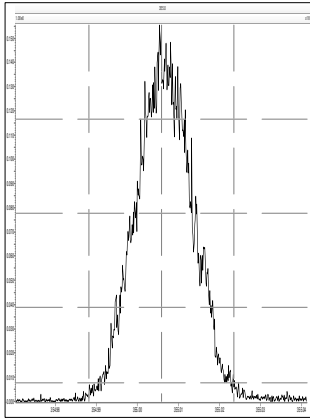
M 330.9792 R 11684



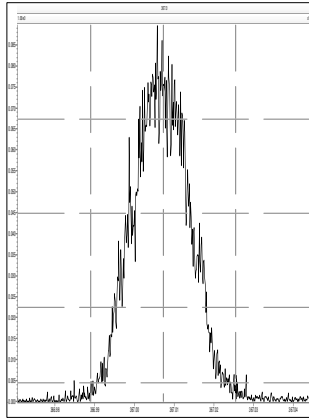
M 342.9792 R 10969



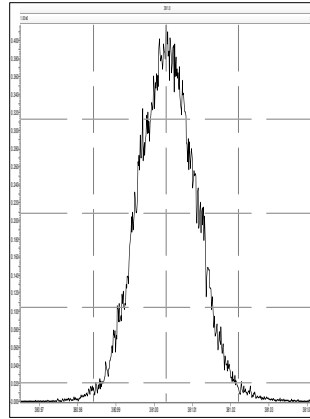
M 354.9792 R 11728



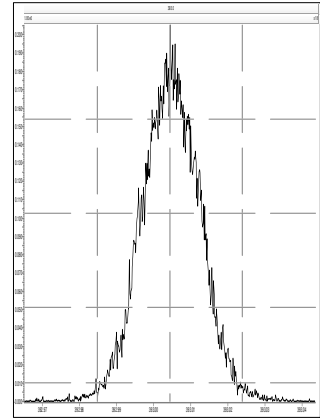
M 366.9792 R 11821



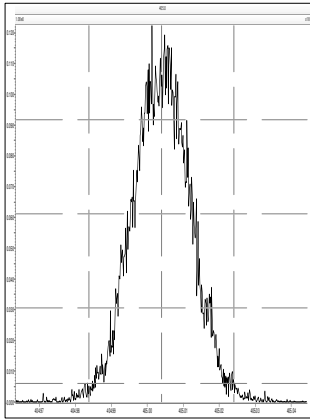
M 380.9760 R 10965



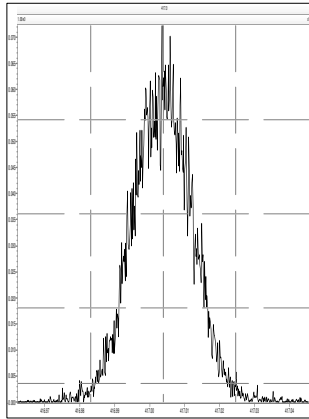
M 392.9760 R 11264



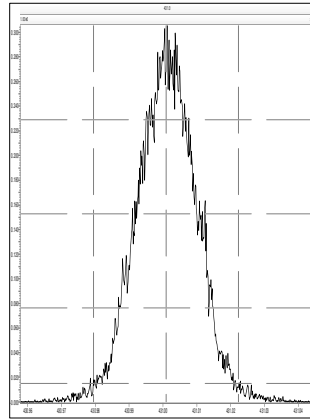
M 404.9760 R 11337



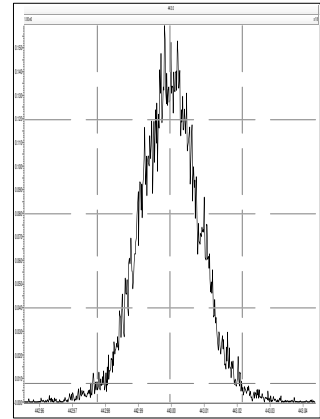
M 416.9760 R 11086



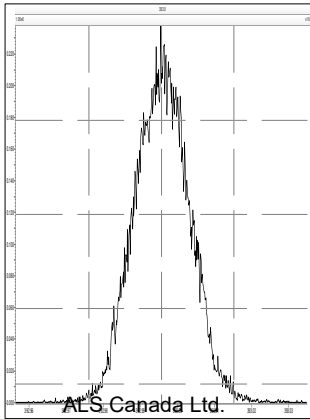
M 430.9728 R 10706



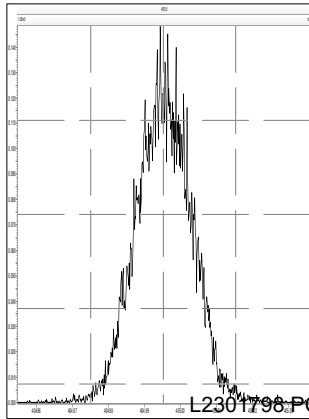
M 442.9728 R 11065



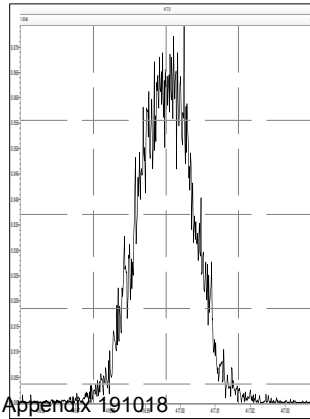
M 392.9760 R 12135



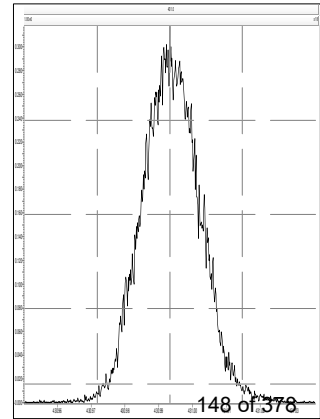
M 404.9760 R 12167



M 416.9760 R 12177



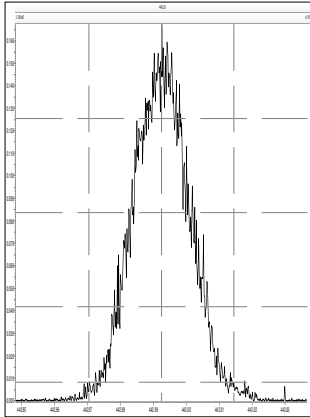
M 430.9728 R 11163



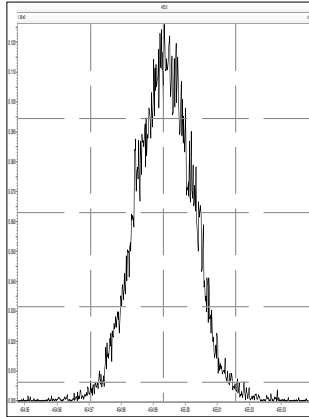


Printed: Thursday, May 02, 2019 18:38:31 Eastern Daylight Time

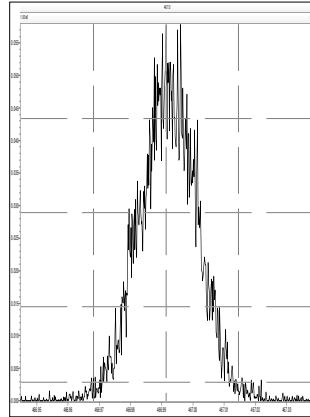
M 442.9728 R 11521



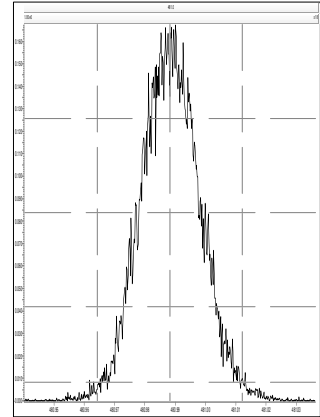
M 454.9728 R 11577



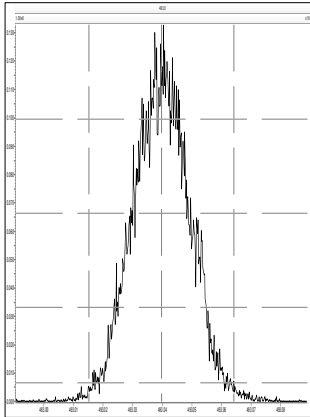
M 466.9728 R 11891



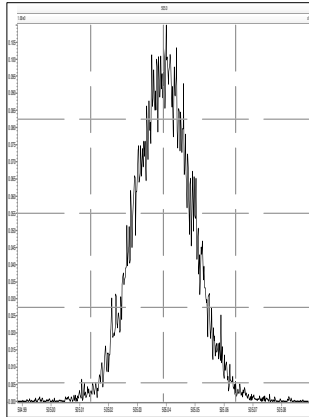
M 480.9696 R 10822



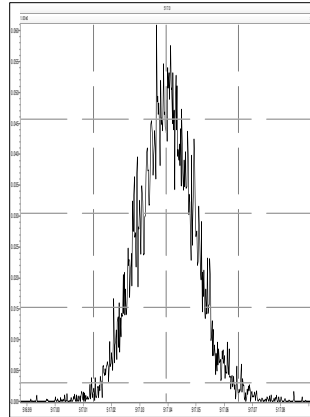
M 492.9696 R 11522



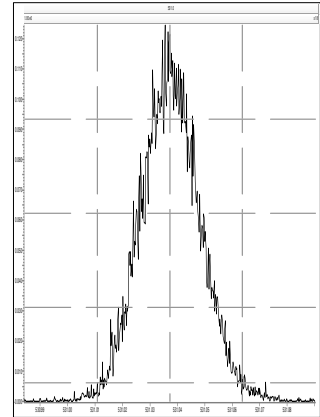
M 504.9696 R 11709



M 516.9697 R 11720

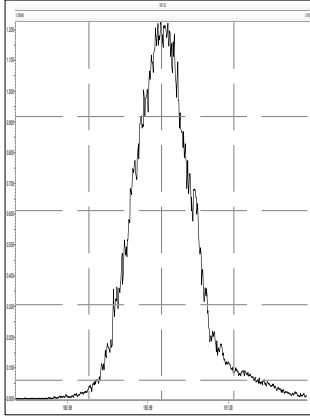


M 530.9664 R 11185

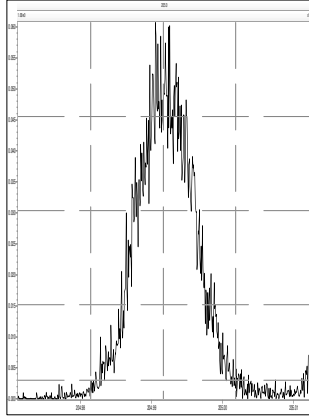


Printed: Friday, May 03, 2019 03:14:23 Eastern Daylight Time

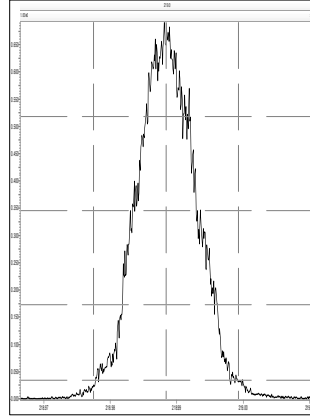
M 180.9888 R 9381



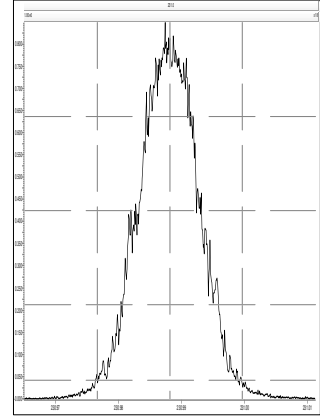
M 204.9888 R 11757



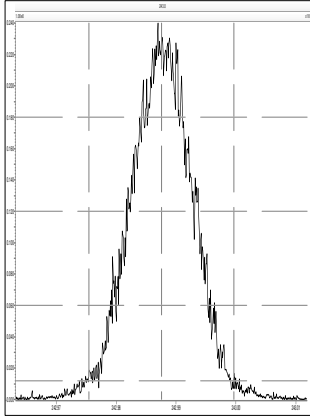
M 218.9856 R 10742



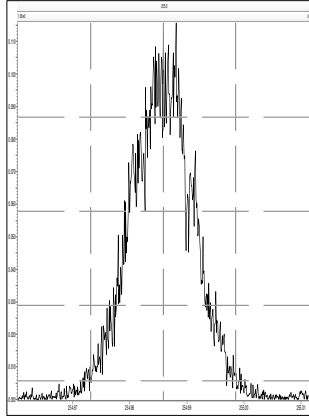
M 230.9856 R 10268



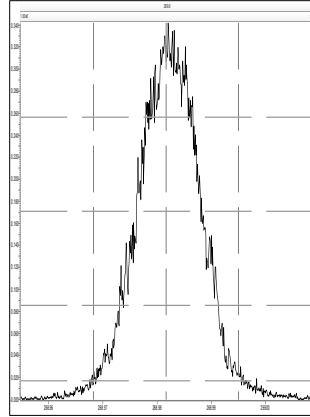
M 242.9856 R 10895



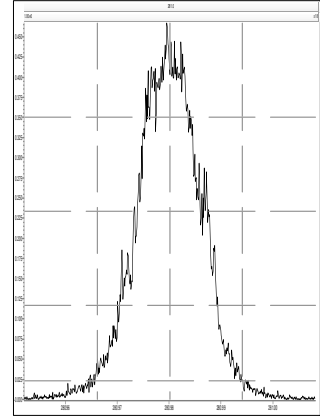
M 254.9856 R 10593



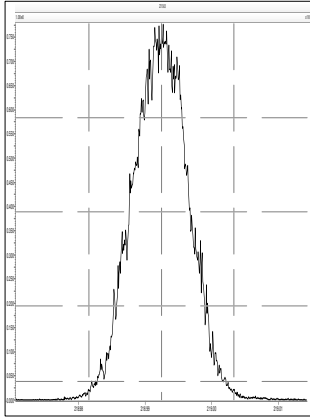
M 268.9824 R 9701



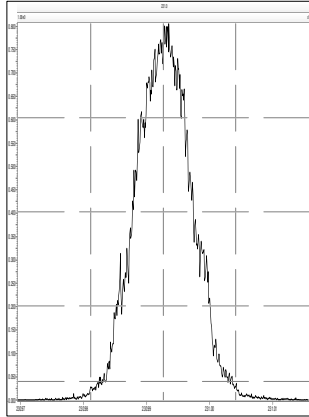
M 280.9824 R 9901



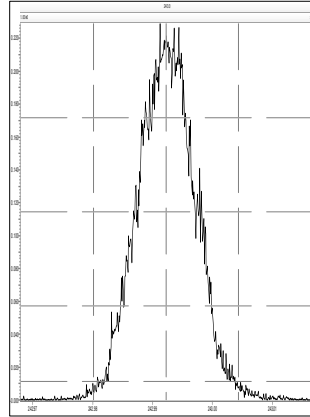
M 218.9856 R 11552



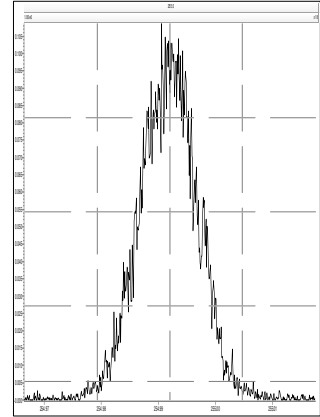
M 230.9856 R 11683



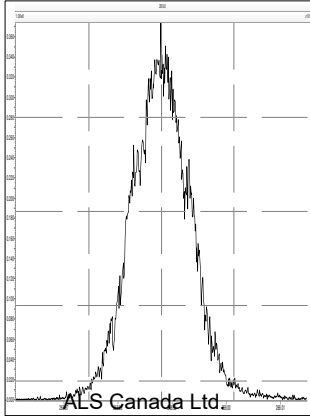
M 242.9856 R 10920



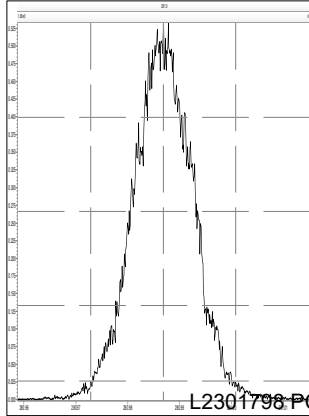
M 254.9856 R 11569



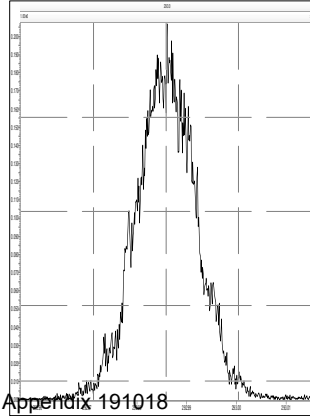
M 268.9824 R 10755



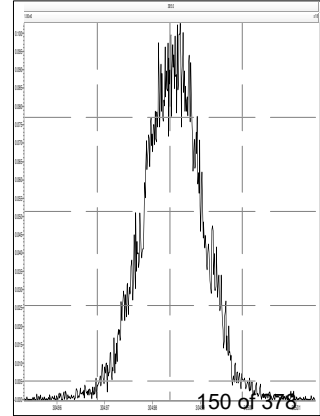
M 280.9824 R 10615



M 292.9824 R 10571

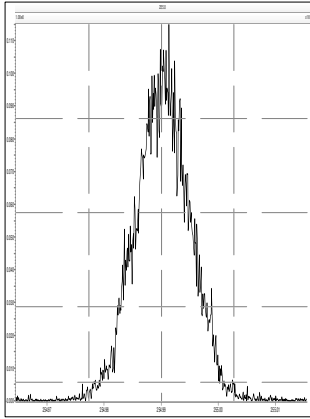


M 304.9824 R 11421

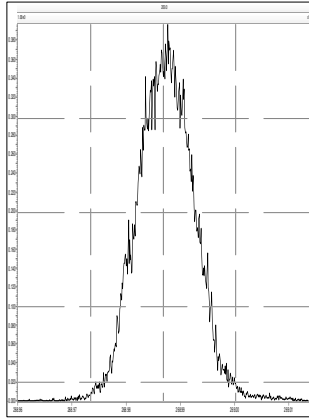


Printed: Friday, May 03, 2019 03:14:23 Eastern Daylight Time

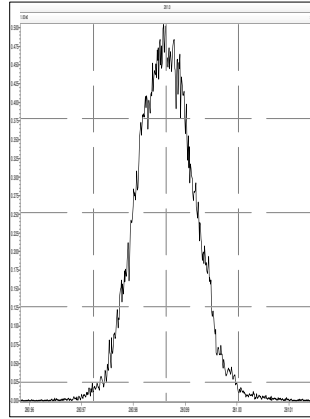
M 254.9856 R 11961



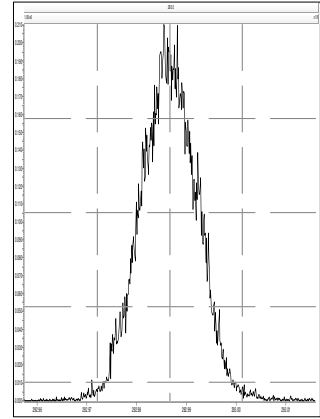
M 268.9824 R 11683



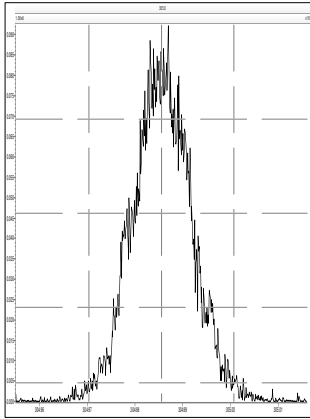
M 280.9824 R 11363



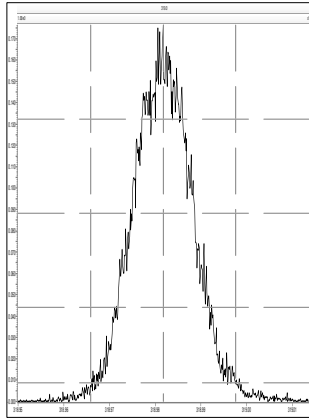
M 292.9824 R 11192



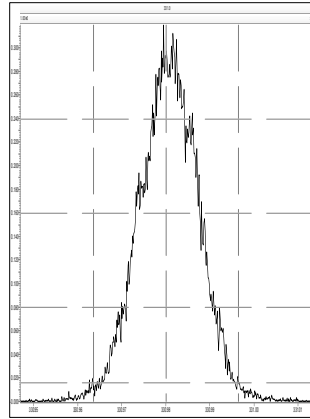
M 304.9824 R 11189



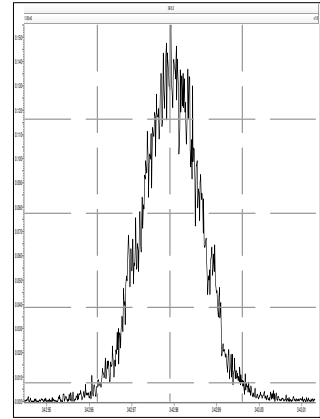
M 318.9792 R 11043



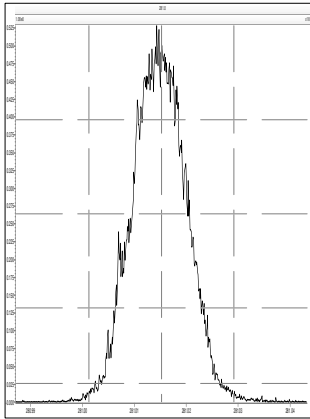
M 330.9792 R 10775



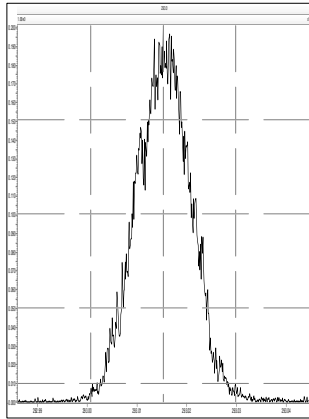
M 342.9792 R 10599



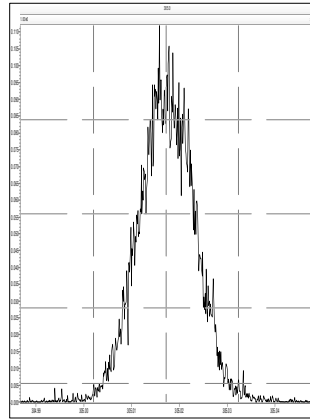
M 280.9824 R 11769



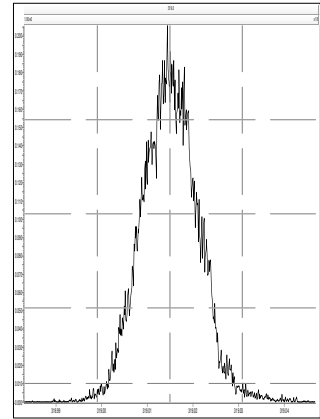
M 292.9824 R 11656



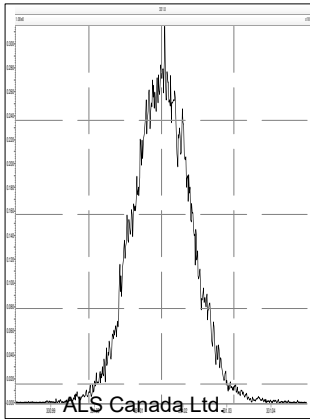
M 304.9824 R 11907



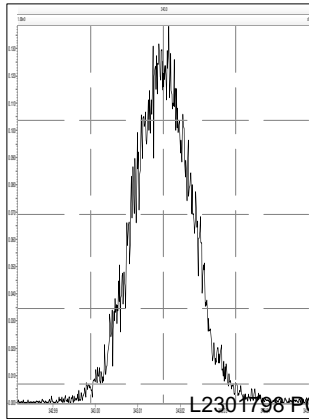
M 318.9792 R 11389



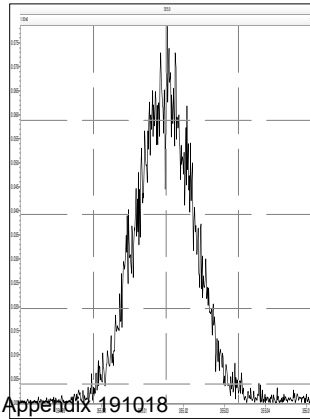
M 330.9792 R 11087



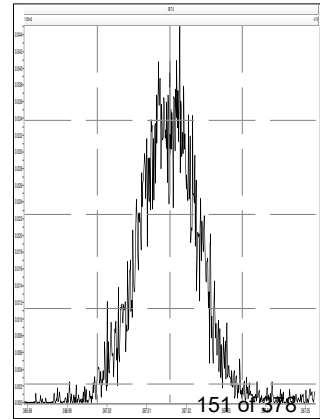
M 342.9792 R 10908



M 354.9792 R 11215

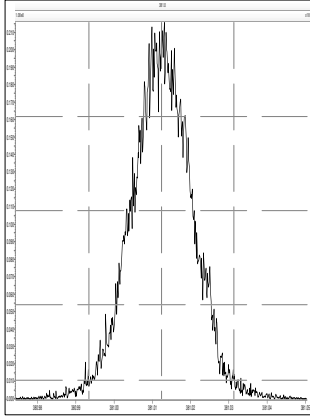


M 366.9792 R 11363

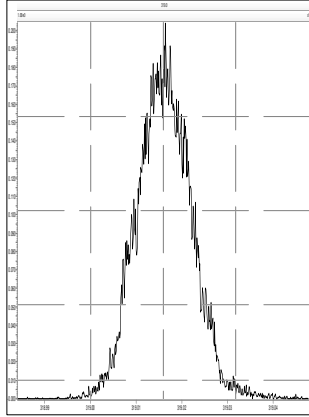


Printed: Friday, May 03, 2019 03:14:23 Eastern Daylight Time

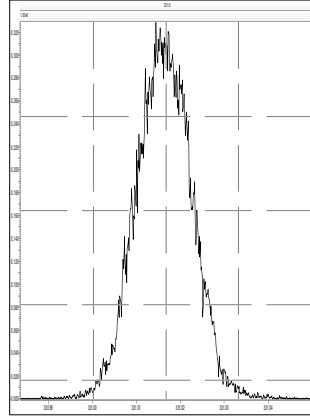
M 380.9760 R 10619



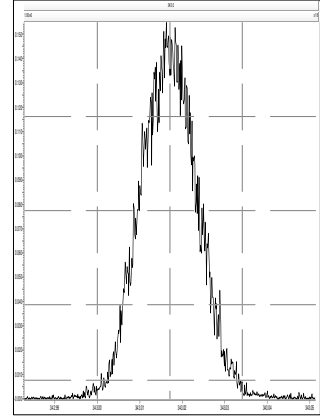
M 318.9792 R 11933



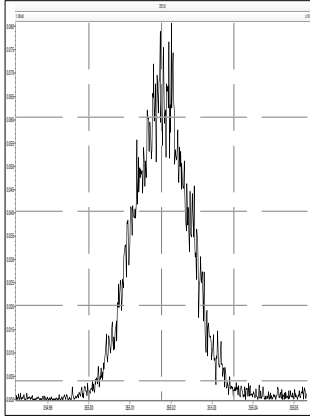
M 330.9792 R 11904



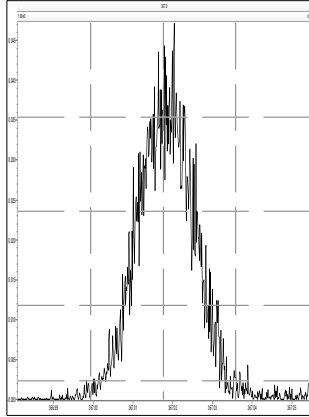
M 342.9792 R 11522



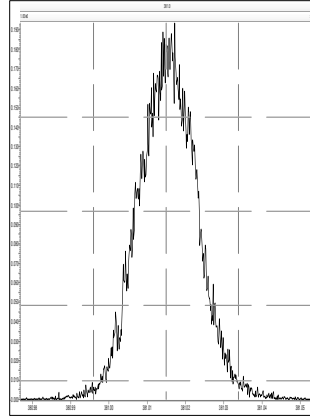
M 354.9792 R 12319



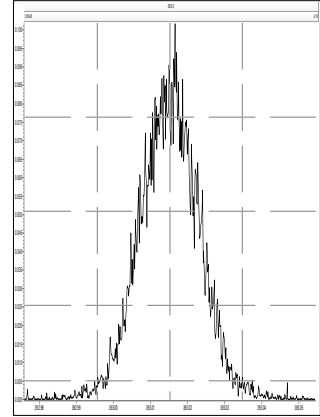
M 366.9792 R 12438



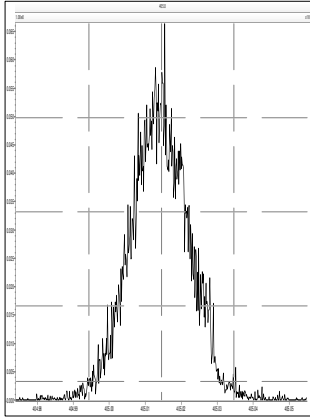
M 380.9760 R 10925



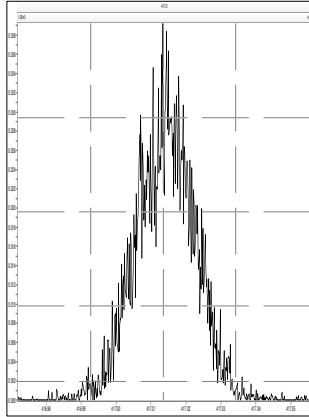
M 392.9760 R 11418



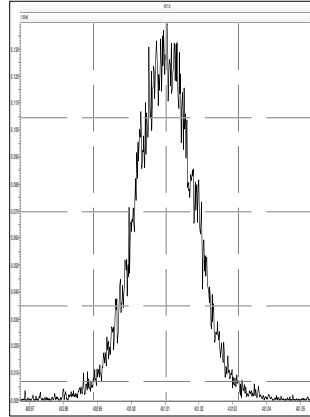
M 404.9760 R 11261



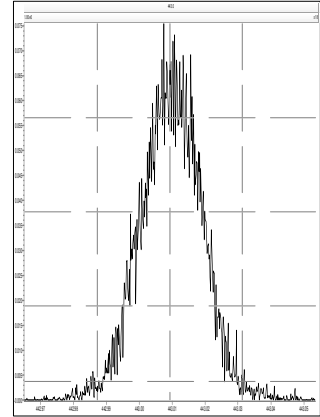
M 416.9760 R 12090



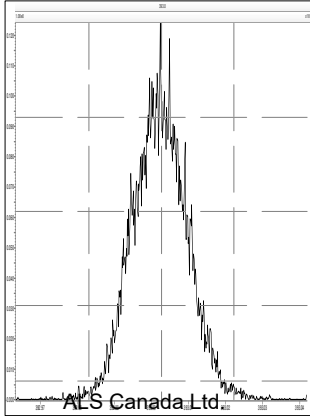
M 430.9728 R 10729



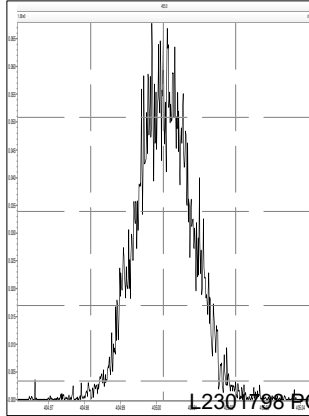
M 442.9728 R 10848



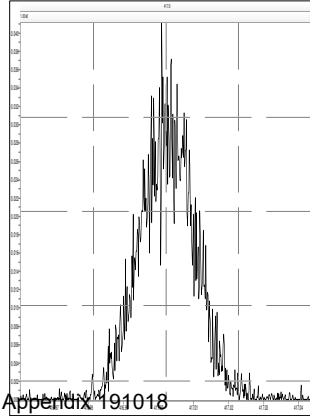
M 392.9760 R 12233



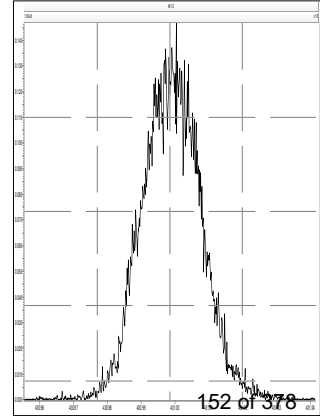
M 404.9760 R 12278



M 416.9760 R 12348

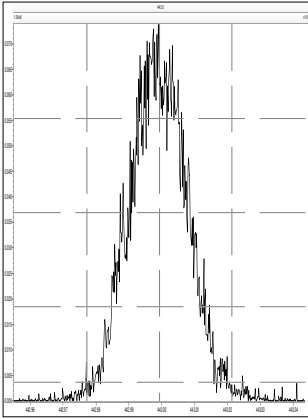


M 430.9728 R 10666

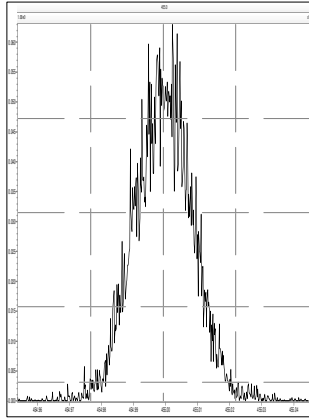


Printed: Friday, May 03, 2019 03:14:23 Eastern Daylight Time

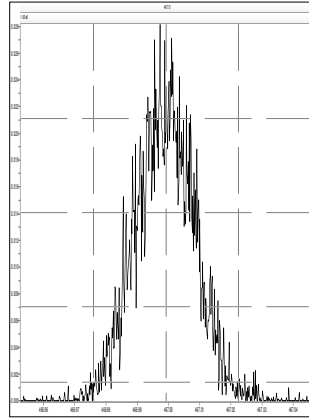
M 442.9728 R 11932



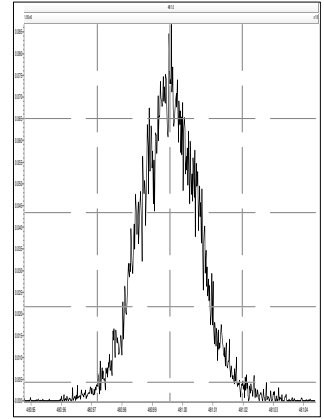
M 454.9728 R 11520



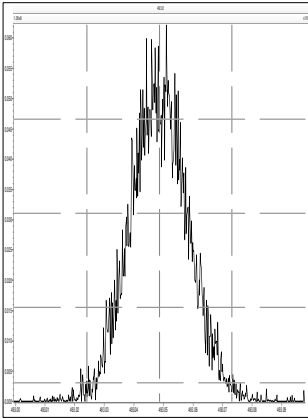
M 466.9728 R 12118



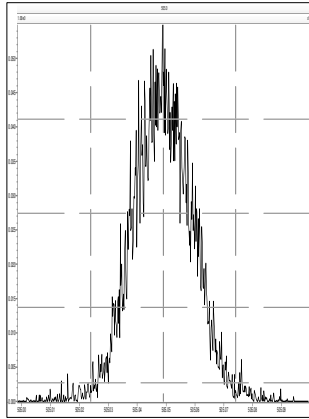
M 480.9696 R 10893



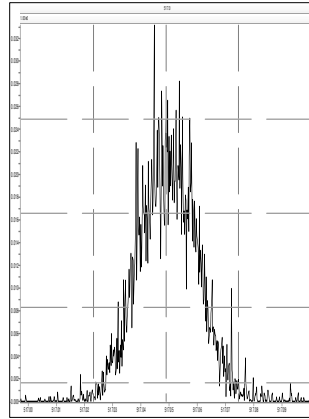
M 492.9696 R 11392



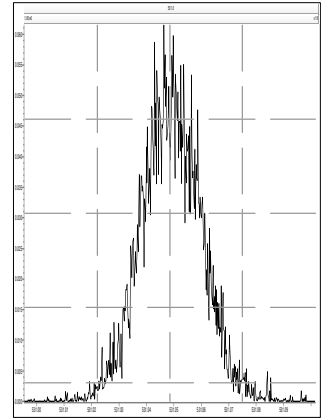
M 504.9696 R 11665



M 516.9697 R 12617



M 530.9664 R 11198



Sample List Report

MassLynx 4.1 SCN815 SCN795

Sample List: C:\MassLynx\Default.pro\Sampledb\5-190717A-RUN.SPL  
Last Modified: Wednesday, July 17, 2019 11:21:34 Eastern Daylight Time  
Printed: Wednesday, July 17, 2019 16:12:59 Eastern Daylight Time

File Name	Sample ID	File Text	MS File	Inlet File	Bottle	Inject Vol
1 5-190717A01	H5-19-CCV-592	1668A-CS3-18B1	1668_octyl_1	1668_octyl_1	Tray1:1	1.000000
2 5-190717A02	H5-19-WDM-593	1668A-CS7-018C	1668_octyl_1	1668_octyl_1	Tray1:2	1.000000
3 5-190717A03	WG3099658-2	LCS	1668_octyl_1	1668_octyl_1	Tray1:4	1.000000
4 5-190717A04	TOL	INST BLANK	1668_octyl_1	1668_octyl_1	Tray1:3	1.000000
5 5-190717A05	WG3099658-1	MB	1668_octyl_1	1668_octyl_1	Tray1:5	1.000000
6 5-190717A06	L2305951-1	Sample	1668_octyl_1	1668_octyl_1	Tray1:6	1.000000
7 5-190717A07	WG3099658-4	Sample	1668_octyl_1	1668_octyl_1	Tray1:7	1.000000
8 5-190717A08	L2305961-1	Sample	1668_octyl_1	1668_octyl_1	Tray1:8	1.000000
9 5-190717A09	L2306907-1	Sample	1668_octyl_1	1668_octyl_1	Tray1:9	1.000000
10 5-190717A10	L2306907-2	Sample	1668_octyl_1	1668_octyl_1	Tray1:10	1.000000
11 5-190717A11	L2308848-1	Sample	1668_octyl_1	1668_octyl_1	Tray1:11	1.000000
12 5-190717A12	H5-19-CCV-594	1668A-CS3-18B1	1668_octyl_1	1668_octyl_1	Tray1:1	1.000000
13 5-190717A13	H5-19-WDM-595	1668A-CS7-018C	1668_octyl_1	1668_octyl_1	Tray1:2	1.000000
14 5-190717A14	WG3081836-3	ENI	1668_octyl_1	1668_octyl_1	Tray1:12	1.000000
15 5-190717A15	WG3081836-2	LCS	1668_octyl_1	1668_octyl_1	Tray1:13	1.000000
16 5-190717A16	TOL	INST BLANK	1668_octyl_1	1668_octyl_1	Tray1:3	1.000000
17 5-190717A17	WG3081836-1	MB	1668_octyl_1	1668_octyl_1	Tray1:14	1.000000
18 5-190717A18	L2294320-1	Sample	1668_octyl_1	1668_octyl_1	Tray1:15	1.000000
19 5-190717A19	L2294320-2	Sample	1668_octyl_1	1668_octyl_1	Tray1:16	1.000000
20 5-190717A20	L2294320-3	Sample	1668_octyl_1	1668_octyl_1	Tray1:17	1.000000
21 5-190717A21	L2301789-1 798-1	Sample	1668_octyl_1	1668_octyl_1	Tray1:18	1.000000
22 5-190717A22	L2301789-2 798-2	Sample	1668_octyl_1	1668_octyl_1	Tray1:19	1.000000
23 5-190717A23	L2301789-3 798-3	Sample	1668_octyl_1	1668_octyl_1	Tray1:20	1.000000
24 5-190717A24	L2308151-1	Sample	1668_octyl_1	1668_octyl_1	Tray1:21	1.000000
25 5-190717A25	L2308151-2	Sample	1668_octyl_1	1668_octyl_1	Tray1:22	1.000000
26 5-190717A26	L2308151-3	Sample	1668_octyl_1	1668_octyl_1	Tray1:23	1.000000
27 5-190717A27	H5-19-CCV-596	1668A-CS3-18B1	1668_octyl_1	1668_octyl_1	Tray1:1	1.000000
28 ---	Op	ES	---	---	---	0.000000
29 ---	Detector	350	---	---	---	0.000000
30 ---	Column SPBOCTYL	64948-04A	---	---	---	0.000000
31 ---	ICAL SPBOCTYL	64948-03A	---	---	---	0.000000

UP ✓ EA July 18  
 MR ✓  
 Win ✓  
 Chro ✓  
 Tol ✓  
 JS ✓  
 LM ✓  
 WOV ✓  
 BS  
 QL

A1 MB ✓  
 Rec ✓  
 Dup ✓  
 CS ✓  
 A2 MB ✓  
 Rec ✓  
 CS ✓

Sample List Report

MassLynx MassLynx V4.1 SCN 901

Sample List: C:\MassLynx\PCB.PRO\SampleDB\5-190717A-QC.SPL  
Last Modified: Thursday, July 18, 2019 15:42:03 Eastern Daylight Time  
Printed: Friday, September 06, 2019 17:53:34 Eastern Daylight Time

	File Name	Sample ID	File Text	Sample Type	Na Conc A	Na Conc B	Na Conc C	Na Conc D	Na Conc E	Na Conc F	Na Conc G	Na Conc H	FS Conc	CS Conc	ES Conc 1	ES Conc 2	IS Conc	Sample Size
1	5-190717A01	H5-19-CCV-592	1668A-CS3-18B1	Analyte	50	50	50	100	---	---	---	---	100	100	100	200	100	1.000
2	5-190717A03	WG3099658-2	LCS	Analyte	1000	1000	1000	2000	---	---	---	---	2000	2000	2000	4000	2000	1.000
3	5-190717A12	H5-19-CCV-594	1668A-CS3-18B1	Analyte	50	50	50	100	---	---	---	---	100	100	100	200	100	1.000
4	5-190717A14	WG3081836-3	ENI	Analyte	2000	2000	2000	4000	---	---	---	---	4000	2000	4000	8000	2000	1.000
5	5-190717A15	WG3081836-2	LCS	Analyte	2000	2000	2000	4000	---	---	---	---	6000	4000	4000	8000	8000	1.000
6	5-190717A27	H5-19-CCV-596	1668A-CS3-18B1	Analyte	50	50	50	100	---	---	---	---	100	100	100	200	100	1.000

Sample List Report

MassLynx MassLynx V4.1 SCN 901

Sample List: C:\MassLynx\PCB.PRO\SampleDB\5-190717A2.SPL  
Last Modified: Thursday, July 18, 2019 15:41:27 Eastern Daylight Time  
Printed: Friday, September 06, 2019 17:59:09 Eastern Daylight Time

	File Name	Sample ID	File Text	Sample Type	Na Conc A	Na Conc B	Na Conc C	Na Conc D	Na Conc E	Na Conc F	Na Conc G	Na Conc H	FS Conc	CS Conc	ES Conc 1	ES Conc 2	IS Conc	Sample Size
1	5-190717A13	H5-19-WDM-595	1668A-CS7-018C	Standard	25	50	75	100	150	200	250	300	100	100	100	200	100	1.000
2	5-190717A17	WG3081836-1	MB	Analyte	---	---	---	---	---	---	---	---	6000	4000	4000	8000	8000	1.000
3	5-190717A18	L2294320-1	Sample	Analyte	---	---	---	---	---	---	---	---	6000	4000	4000	8000	8000	1.000
4	5-190717A19	L2294320-2	Sample	Analyte	---	---	---	---	---	---	---	---	6000	4000	4000	8000	8000	1.000
5	5-190717A20	L2294320-3	Sample	Analyte	---	---	---	---	---	---	---	---	6000	4000	4000	8000	8000	1.000
6	5-190717A21	L2301798-1	Sample	Analyte	---	---	---	---	---	---	---	---	6000	4000	4000	8000	8000	1.000
7	5-190717A22	L2301798-2	Sample	Analyte	---	---	---	---	---	---	---	---	6000	4000	4000	8000	8000	1.000
8	5-190717A23	L2301798-3	Sample	Analyte	---	---	---	---	---	---	---	---	6000	4000	4000	8000	8000	1.000
9	5-190717A24	L2308151-1	Sample	Analyte	---	---	---	---	---	---	---	---	6000	4000	4000	8000	8000	1.000
10	5-190717A25	L2308151-2	Sample	Analyte	---	---	---	---	---	---	---	---	6000	4000	4000	8000	8000	1.000
11	5-190717A26	L2308151-3	Sample	Analyte	---	---	---	---	---	---	---	---	6000	4000	4000	8000	8000	1.000



**Quantify Sample Summary Report**      **MassLynx MassLynx V4.1 SCN 901**

Dataset: \\NABREWS002\Instdata\Organics Instrument\HIGHRES GCMS Completed Results Files\HR-5\1907\5-190717A-QC.qld

Last Altered: Thursday, July 18, 2019 11:19:26 Eastern Daylight Time

Printed: Friday, September 06, 2019 18:05:11 Eastern Daylight Time

**Method: C:\MassLynx\PCB.PRO\MethDB\1668-OCTYL-1-ICAL.mdb 26 Jun 2019 11:23:43**

**Calibration: C:\MassLynx\PCB.PRO\CurveDB\5-190502B-ICAL.cdb 03 May 2019 08:59:50**

**Name: 5-190717A12, Date: 17-Jul-2019, Time: 18:33:01, ID: H5-19-CCV-594, Description: 1668A-CS3-18B1, Vial: Tray1:1**

	Target Analyte	#Hom	Total Area	Ion1 Area	Ion2 Area	Ra	Ra Fail=Y...	RT	RRT	RT LCL	RT UCL	Conc.	%Rec	Mod.Comment	Noise 1	Noise 2
1	PCB-1		456466	345127	111340	3.10	NO	8.95	1.00	8.92	8.99	46.17224	92.3		1098	869
2	PCB-3		438493	330957	107536	3.08	NO	10.47	1.00	10.43	10.50	45.60733	91.2		1098	869
3	PCB-4		293151	174010	119141	1.46	NO	10.63	1.00	10.60	10.67	43.66989	87.3		1151	5728
4	PCB-15		381571	233810	147762	1.58	NO	14.29	1.00	14.25	14.32	44.93211	89.9		2217	3892
5	PCB-19		343517	175132	168385	1.04	NO	12.62	1.00	12.59	12.66	45.97037	91.9		2880	2593
6	PCB-37		325456	165699	159758	1.04	NO	18.23	1.00	18.20	18.26	44.12748	88.3		5080	5734
7	PCB-54		408760	178916	229844	0.78	NO	14.47	1.00	14.44	14.51	44.61042	89.2		963	1096
8	PCB-81		310375	134859	175516	0.77	NO	21.81	1.00	21.77	21.84	44.17092	88.3		1856	1342
9	PCB-77		301268	129485	171783	0.75	NO	22.10	1.00	22.07	22.13	45.68637	91.4		1856	1342
10	PCB-104		386789	236182	150607	1.57	NO	17.51	1.00	17.48	17.55	44.72713	89.5		396	913
11	PCB-123		262243	160989	101254	1.59	NO	23.09	1.00	23.06	23.12	42.75409	85.5		1526	1536
12	PCB-118		279857	172038	107819	1.60	NO	23.26	1.00	23.23	23.29	43.02854	86.1		1526	1536
13	PCB-114		268578	163633	104944	1.56	NO	23.56	1.00	23.53	23.59	43.79456	87.6		1526	1536
14	PCB-105		271161	166951	104209	1.60	NO	23.91	1.00	23.88	23.94	43.37607	86.8		1526	1536
15	PCB-126		261410	160861	100548	1.60	NO	25.51	1.00	25.47	25.54	43.37381	86.7		1526	1536
16	PCB-155		381281	212207	169074	1.26	NO	20.50	1.00	20.47	20.53	43.80973	87.6		834	457
17	PCB-167		337278	182976	154302	1.19	NO	26.39	1.00	26.36	26.42	41.81771	83.6		1559	1421
18	PCB-156/157		692179	375976	316203	1.19	NO	27.03	1.00	27.00	27.06	86.41414	86.4		1559	1421
19	PCB-169		310269	169269	141000	1.20	NO	28.68	1.00	28.65	28.72	44.18292	88.4		1559	1421
20	PCB-188		314390	158345	156046	1.01	NO	23.50	1.00	23.47	23.53	44.29282	88.6		3822	2389
21	PCB-189		247642	126460	121182	1.04	NO	29.96	1.00	29.93	29.99	47.05658	94.1		1791	1595
22	PCB-202		349918	165732	184186	0.90	NO	26.27	1.00	26.23	26.30	45.10394	90.2		285	417
23	PCB-205		220368	105194	115174	0.91	NO	31.34	1.00	31.31	31.38	42.76180	85.5		446	465
24	PCB-208		248921	110380	138541	0.80	NO	29.69	1.00	29.66	29.72	48.92090	97.8		513	899
25	PCB-206		180314	80879	99435	0.81	NO	32.41	1.00	32.38	32.45	48.35671	96.7		513	899
26	PCB-209		205182	111645	93537	1.19	NO	33.55	1.00	33.51	33.58	46.76083	93.5		168	378
27	13C-PCB-31		789582	402382	387199	1.04	NO	15.80	0.87	15.77	15.83	82.47264	82.5		23048	10704
28	13C-PCB-95		378190	233336	144854	1.61	NO	19.10	1.09	19.07	19.14	91.30407	91.3		2013	1641
29	13C-PCB-153		549669	311807	237863	1.31	NO	24.17	1.18	24.13	24.20	79.61493	79.6		2615	2727
30	13C-PCB-28		814347	411396	402951	1.02	NO	15.98	0.94	15.94	16.01	83.17408	83.2		23048	10704
31	13C-PCB-111		518262	317265	200996	1.58	NO	22.01	1.07	21.98	22.04	87.67604	87.7		2013	1641
32	13C-PCB-178		478891	247921	230970	1.07	NO	25.06	1.01	25.03	25.09	97.84816	97.8		1413	1052
33	13C-PCB-1		911292	683239	228053	3.00	NO	8.95	0.75	8.92	8.99	74.99446	75.0		1995	12026
34	ALS Canada Ltd. 13C-PCB-3		849309	639050	210259	3.04	NO	10.47	0.88	10.43	10.50	74.98050	75.0		1995	12026

Quantify Sample Summary Report

MassLynx MassLynx V4.1 SCN 901

Dataset: \\NABREWS002\Instdata\Organics Instrument\HIGHRES GCMS Completed Results Files\HR-5\1907\5-190717A-QC.qld

Last Altered: Thursday, July 18, 2019 11:19:26 Eastern Daylight Time

Printed: Friday, September 06, 2019 18:05:11 Eastern Daylight Time

Name: 5-190717A12, Date: 17-Jul-2019, Time: 18:33:01, ID: H5-19-CCV-594, Description: 1668A-CS3-18B1, Vial: Tray1:1

	Target Analyte	#Hom	Total Area	Ion1 Area	Ion2 Area	Ra	Ra Fail=Y...	RT	RRT	RT LCL	RT UCL	Conc.	%Rec	Mod.Comment	Noise 1	Noise 2
35	13C-PCB-4		736475	451855	284621	1.59	NO	10.62	0.89	10.59	10.65	95.57694	95.6		4599	1614
36	13C-PCB-15		817331	509937	307394	1.66	NO	14.28	1.20	14.24	14.31	71.57064	71.6		8216	3320
37	13C-PCB-19		648606	324725	323881	1.00	NO	12.61	1.06	12.58	12.64	108.82694	108.8		30203	12692
38	13C-PCB-37		699748	357334	342414	1.04	NO	18.22	1.07	18.19	18.25	82.60335	82.6		23048	10704
39	13C-PCB-54		875440	385132	490309	0.79	NO	14.46	0.85	14.43	14.50	122.35809	122.4		6455	3158
40	13C-PCB-81		588250	267081	321169	0.83	NO	21.79	1.06	21.75	21.82	81.51626	81.5		4162	3200
41	13C-PCB-77		587268	263521	323747	0.81	NO	22.09	1.07	22.06	22.13	80.41894	80.4		4162	3200
42	13C-PCB-104		751784	458580	293205	1.56	NO	17.50	1.03	17.47	17.54	118.98767	119.0		1359	917
43	13C-PCB-123		576395	355004	221392	1.60	NO	23.08	1.12	23.04	23.11	88.81378	88.8		2977	2664
44	13C-PCB-118		565298	349869	215428	1.62	NO	23.25	1.13	23.21	23.28	88.96000	89.0		2977	2664
45	13C-PCB-114		527267	328364	198903	1.65	NO	23.55	0.95	23.52	23.58	86.74842	86.7		2977	2664
46	13C-PCB-105		534852	329930	204922	1.61	NO	23.90	0.96	23.87	23.93	86.72468	86.7		2977	2664
47	13C-PCB-126		515792	318637	197156	1.62	NO	25.49	1.03	25.46	25.53	88.11797	88.1		2977	2664
48	13C-PCB-155		819081	450305	368776	1.22	NO	20.48	0.99	20.45	20.52	119.12495	119.1		724	1154
49	13C-PCB-167		663664	375240	288424	1.30	NO	26.38	1.06	26.34	26.41	109.27717	109.3		2615	2727
50	13C-PCB-156/157		1310019	744355	565664	1.32	NO	27.02	1.09	26.98	27.05	224.03732	112.0		2615	2727
51	13C-PCB-169		604746	344207	260539	1.32	NO	28.67	1.15	28.64	28.71	109.62006	109.6		2615	2727
52	13C-PCB-188		709594	366405	343189	1.07	NO	23.48	0.94	23.44	23.51	106.61985	106.6		1413	1052
53	13C-PCB-189		547713	281821	265892	1.06	NO	29.95	0.96	29.92	29.98	98.11575	98.1		1418	1262
54	13C-PCB-202		715428	340398	375030	0.91	NO	26.26	1.06	26.22	26.29	127.45932	127.5		1845	818
55	13C-PCB-205		534968	247908	287059	0.86	NO	31.33	1.01	31.30	31.36	99.88283	99.9		984	762
56	13C-PCB-208		461351	205869	255482	0.81	NO	29.68	0.96	29.64	29.71	98.27647	98.3		650	792
57	13C-PCB-206		331182	146040	185142	0.79	NO	32.40	1.04	32.37	32.44	109.13727	109.1		650	792
58	13C-PCB-209		486282	263398	222884	1.18	NO	33.52	1.08	33.48	33.55	107.25634	107.3		260	218
59	13C-PCB-9		1216070	740554	475516	1.56	NO	11.87	0.48	11.83	11.90	20.88052	20.9		4599	1614
60	13C-PCB-52		531421	237799	293622	0.81	NO	16.97	0.68	16.93	17.00	17.80667	17.8		3865	3228
61	13C-PCB-101		451023	277472	173550	1.60	NO	20.62	0.83	20.59	20.65	17.41126	17.4		2013	1641
62	13C-PCB-138		510932	287997	222935	1.29	NO	24.85	0.00	24.82	24.89	18.33868	18.3		2615	2727
63	13C-PCB-194		430101	198484	231617	0.86	NO	31.06	1.25	31.02	31.09	21.67401	21.7		984	762
64	Total MoCB-F1	3		684761								9914.20648			1098	
65	Total DiCB-F1	2		179409								10654.59072			1151	
66	Total DiCB-F2	2		234040								519.22569			2217	
67	Total TrCB-F1	1		175132								45.97037			1240	
68	Total TrCB-F3	5		532726								680892.71453			1494	
69	Total TeCB-F2	1		178916								44.61042			963	
70	Total TeCB-F4	12		269633								10082.93412			1856	
71	Total PCB-F3	2		236648								627.91253			386	

**Quantify Sample Summary Report**      **MassLynx MassLynx V4.1 SCN 901**

Dataset: \\NABREWS002\Instdata\Organics Instrument\HIGHRES GCMS Completed Results Files\HR-5\1907\5-190717A-QC.qld

Last Altered: Thursday, July 18, 2019 11:19:26 Eastern Daylight Time

Printed: Friday, September 06, 2019 18:05:11 Eastern Daylight Time

**Name: 5-190717A12, Date: 17-Jul-2019, Time: 18:33:01, ID: H5-19-CCV-594, Description: 1668A-CS3-18B1, Vial: Tray1:1**

	Target Analyte	#Hom	Total Area	Ion1 Area	Ion2 Area	Ra	Ra Fail=Y...	RT	RRT	RT LCL	RT UCL	Conc.	%Rec	Mod.Comment	Noise 1	Noise 2
72	Total PeCB-F5	13		842816								26093.46466			1526	
73	Total HxCB-F4	6		214018								3335.69753			834	
74	Total HxCB-F5	22		758976								49392.00808			1559	
75	Total HpCB-F5	21		671963								1021667.827...			1544	
76	Total HpCB-F6	4		131907								10912.92706			830	
77	Total OcCB-F5	7		171521								10916.72678			285	
78	Total OcCB-F6	5		113266								17539.03012			446	
79	Total NoCB-F6	3		192409								2660.72271			513	
80	Total DeCB-F7	1		111645								46.76083			168	
81	Total 13C-MoCB-F1	2		1322289								149.97496			1995	
82	Total 13C-DiCB-F1	3		1193583								116.52865			4599	
83	Total 13C-DiCB-F2	1		509937								71.57064			8216	
84	Total 13C-TrCB-F1	1		324725								108.82694			30203	
85	Total 13C-TrCB-F3	3		1171113								248.25007			23048	
86	Total 13C-TeCB-F2	1		385132								122.35809			6455	
87	Total 13C-TeCB-F3	3		244391								18.31620			3865	
88	Total 13C-TeCB-F4	9		543627								18574.22742			4162	
89	Total 13C-PeCB-F3	1		458580								118.98767			1359	
90	Total 13C-PeCB-F4	4		829638								196.65827			2013	
91	Total 13C-PeCB-F5	12		1711511								36245.63569			2977	
92	Total 13C-HxCB-F4	2		452451								2626.94207			724	
93	Total 13C-HxCB-F5	12		2080027								545.85065			2615	
94	Total 13C-HpCB-F5	11		627523								23017.10764			1413	
95	Total 13C-HpCB-F6	5		298893								29037.13909			1418	
96	Total 13C-OcCB-F5	6		343319								5654.48887			1845	
97	Total 13C-OcCB-F6	4		456021								123.70384			984	
98	Total 13C-NoCB-F6	3		352928								2713.16996			650	
99	Total 13C-DeCB-F7	1		263398								107.25634			260	
100	Lockmass F1			0											556673	
101	Lockmass F2			0											222951	
102	Lockmass F3			0											520019	
103	Lockmass F4			0											274094	
104	Lockmass F5			0											115852	
105	Lockmass F6			0											59678	
106	Lockmass F7			0											29074	

**Quantify Sample Summary Report**      **MassLynx MassLynx V4.1 SCN 901**

Dataset: \\NABREWS002\Instdata\Organics Instrument\HIGHRES GCMS Completed Results Files\HR-5\1907\5-190717A-QC.qld

Last Altered: Thursday, July 18, 2019 11:19:26 Eastern Daylight Time

Printed: Friday, September 06, 2019 18:05:11 Eastern Daylight Time

**Name: 5-190717A15, Date: 17-Jul-2019, Time: 20:49:32, ID: WG3081836-2, Description: LCS, Vial: Tray1:13**

	Target Analyte	#Hom	Total Area	Ion1 Area	Ion2 Area	Ra	Ra Fail=Y...	RT	RRT	RT LCL	RT UCL	Conc.	%Rec	Mod.Comment	Noise 1	Noise 2
1	PCB-1		235399	177336	58063	3.05	NO	8.97	1.00	8.93	9.00	1995.49474	99.8		849	824
2	PCB-3		247112	187173	59940	3.12	NO	10.51	1.00	10.47	10.54	1992.34009	99.6		849	824
3	PCB-4		170591	100986	69606	1.45	NO	10.66	1.00	10.63	10.70	1980.47104	99.0		871	5255
4	PCB-15		252242	153654	98588	1.56	NO	14.31	1.00	14.27	14.34	1976.70098	98.8		1127	4312
5	PCB-19		202138	102331	99807	1.03	NO	12.64	1.00	12.61	12.67	2081.91169	104.1		2746	2111
6	PCB-37		237519	119423	118096	1.01	NO	18.24	1.00	18.21	18.27	2014.03472	100.7		3677	3454
7	PCB-54		234712	102404	132308	0.77	NO	14.48	1.00	14.45	14.51	2033.97592	101.7		887	1139
8	PCB-81		222020	97704	124316	0.79	NO	21.81	1.00	21.77	21.84	1882.39932	94.1		1059	1100
9	PCB-77		226421	98661	127760	0.77	NO	22.11	1.00	22.08	22.14	1923.11808	96.2		1059	1100
10	PCB-104		239188	145382	93806	1.55	NO	17.52	1.00	17.49	17.56	1797.78101	89.9		407	742
11	PCB-123		196552	119955	76597	1.57	NO	23.09	1.00	23.06	23.12	1859.05678	93.0		1304	1292
12	PCB-118		207145	128034	79111	1.62	NO	23.27	1.00	23.24	23.30	1804.87907	90.2		1304	1292
13	PCB-114		200991	123311	77680	1.59	NO	23.57	1.00	23.54	23.61	1868.93171	93.4		1304	1292
14	PCB-105		200987	122848	78139	1.57	NO	23.92	1.00	23.89	23.96	1792.37280	89.6		1304	1292
15	PCB-126		191908	117096	74812	1.57	NO	25.51	1.00	25.47	25.54	1814.18995	90.7		1304	1292
16	PCB-155		164555	90564	73991	1.22	NO	20.51	1.00	20.48	20.54	1825.77685	91.3		414	382
17	PCB-167		240377	132431	107946	1.23	NO	26.40	1.00	26.37	26.43	1794.53661	89.7		890	887
18	PCB-156/157		456008	250335	205673	1.22	NO	27.04	1.00	27.01	27.07	3630.21025	90.8		890	887
19	PCB-169		235426	133415	102011	1.31	NO	28.70	1.00	28.66	28.73	1873.21382	93.7		890	887
20	PCB-188		194024	98045	95979	1.02	NO	23.50	1.00	23.47	23.53	1860.01624	93.0		1381	1028
21	PCB-189		187403	94832	92571	1.02	NO	29.96	1.00	29.93	29.99	2039.99757	102.0		3373	1567
22	PCB-202		242775	113702	129073	0.88	NO	26.28	1.00	26.25	26.31	1991.90765	99.6		631	541
23	PCB-205		163869	78216	85653	0.91	NO	31.35	1.00	31.32	31.39	1742.74853	87.1		488	501
24	PCB-208		137828	60951	76877	0.79	NO	29.70	1.00	29.67	29.74	2025.84436	101.3		408	853
25	PCB-206		131475	57962	73513	0.79	NO	32.43	1.00	32.39	32.46	1993.31219	99.7		408	853
26	PCB-209		69970	38304	31666	1.21	NO	33.55	1.00	33.51	33.58	2254.05939	112.7		141	201
27	13C-PCB-31														17121	9690
28	13C-PCB-95														1411	1393
29	13C-PCB-153		1351	959	392	2.45	YES	24.19	1.18	24.16	24.22	13.21349	0.3		2372	1633
30	13C-PCB-28		467018	236469	230549	1.03	NO	15.99	0.94	15.95	16.02	1704.28289	42.6		17121	9690
31	13C-PCB-111		339777	208660	131117	1.59	NO	22.02	1.07	21.98	22.05	2144.67193	53.6		1411	1393
32	13C-PCB-178		325648	167582	158066	1.06	NO	25.07	1.01	25.04	25.11	2533.40405	63.3		1431	928
33	13C-PCB-1		434954	321674	113280	2.84	NO	8.97	0.75	8.93	9.00	1230.08763	30.8		1732	17665
34	13C-PCB-3		438257	328990	109267	3.01	NO	10.49	0.88	10.46	10.53	1329.63635	33.2		1732	17665
35	13C-PCB-4		378006	229033	148973	1.54	NO	10.65	0.90	10.62	10.68	1685.83037	42.1		5128	1359
36	13C-PCB-15		491265	305165	186101	1.64	NO	14.29	1.20	14.25	14.32	1478.33944	37.0		6325	2364
37	13C-PCB-19		337097	167998	169099	0.98	NO	12.62	1.06	12.59	12.66	1943.70995	48.6		2857	10988

**Quantify Sample Summary Report**      **MassLynx MassLynx V4.1 SCN 901**

Dataset: \\NABREWS002\Instdata\Organics Instrument\HIGHRES GCMS Completed Results Files\HR-5\1907\5-190717A-QC.qld

Last Altered: Thursday, July 18, 2019 11:19:26 Eastern Daylight Time

Printed: Friday, September 06, 2019 18:05:11 Eastern Daylight Time

**Name: 5-190717A15, Date: 17-Jul-2019, Time: 20:49:32, ID: WG3081836-2, Description: LCS, Vial: Tray1:13**

	Target Analyte	#Hom	Total Area	Ion1 Area	Ion2 Area	Ra	Ra Fail=Y...	RT	RRT	RT LCL	RT UCL	Conc.	%Rec	Mod.Comment	Noise 1	Noise 2
38	13C-PCB-37		447558	228341	219217	1.04	NO	18.23	1.07	18.20	18.26	1887.70884	47.2		17121	9690
39	13C-PCB-54		441005	194772	246232	0.79	NO	14.47	0.85	14.44	14.51	2202.31344	55.1		4203	2657
40	13C-PCB-81		394958	178499	216459	0.82	NO	21.80	1.06	21.76	21.83	2042.05471	51.1		3755	2987
41	13C-PCB-77		419412	188653	230759	0.82	NO	22.10	1.07	22.07	22.13	2142.87811	53.6		3755	2987
42	13C-PCB-104		462650	284680	177970	1.60	NO	17.51	1.03	17.48	17.55	2732.09446	68.3		1026	624
43	13C-PCB-123		397411	244546	152865	1.60	NO	23.08	1.12	23.04	23.11	2284.72874	57.1		2525	1449
44	13C-PCB-118		399010	247966	151044	1.64	NO	23.26	1.13	23.23	23.29	2342.80347	58.6		2525	1449
45	13C-PCB-114		369849	229341	140508	1.63	NO	23.56	0.95	23.53	23.59	2270.33564	56.8		2525	1449
46	13C-PCB-105		383758	236040	147718	1.60	NO	23.91	0.96	23.88	23.94	2321.66852	58.0		2525	1449
47	13C-PCB-126		362120	223072	139047	1.60	NO	25.49	1.03	25.46	25.53	2308.21258	57.7		2525	1449
48	13C-PCB-155		339294	188262	151032	1.25	NO	20.49	0.99	20.46	20.53	1841.13547	46.0		1033	718
49	13C-PCB-167		440880	248785	192095	1.30	NO	26.39	1.06	26.36	26.42	2764.03081	69.1		2372	1633
50	13C-PCB-156/157		821760	462844	358916	1.29	NO	27.03	1.09	27.00	27.06	5350.92198	66.9		2372	1633
51	13C-PCB-169		432928	248324	184604	1.35	NO	28.68	1.15	28.65	28.72	2987.95383	74.7		2372	1633
52	13C-PCB-188		417130	214566	202564	1.06	NO	23.49	0.94	23.46	23.52	2386.38663	59.7		1431	928
53	13C-PCB-189		382434	194180	188254	1.03	NO	29.95	0.96	29.92	29.98	2608.45614	65.2		1667	1138
54	13C-PCB-202		449582	214923	234658	0.92	NO	26.27	1.06	26.23	26.30	3049.68680	76.2		975	1007
55	13C-PCB-205		390442	179987	210456	0.86	NO	31.34	1.01	31.31	31.38	3113.87333	77.8		712	882
56	13C-PCB-208		246749	106605	140144	0.76	NO	29.69	0.96	29.66	29.72	2245.19285	56.1		603	543
57	13C-PCB-206		234327	104182	130146	0.80	NO	32.41	1.04	32.38	32.45	3298.45361	82.5		603	543
58	13C-PCB-209		137606	75017	62588	1.20	NO	33.53	1.08	33.50	33.57	1296.43851	32.4		221	291
59	13C-PCB-9		2830920	1714762	1116158	1.54	NO	11.90	0.48	11.86	11.93	48.60829	0.6		5128	1359
60	13C-PCB-52		1189868	534657	655211	0.82	NO	16.98	0.68	16.94	17.01	39.86969	0.5		3567	2437
61	13C-PCB-101		967061	594230	372831	1.59	NO	20.63	0.83	20.60	20.66	37.33241	0.5		1411	1393
62	13C-PCB-138		1073524	609883	463641	1.32	NO	24.87	0.00	24.83	24.90	38.53160	0.5		2372	1633
63	13C-PCB-194		805525	373929	431596	0.87	NO	31.06	1.25	31.02	31.09	40.59275	0.5		712	882
64	Total MoCB-F1	3		368448								8906.42484			849	
65	Total DiCB-F1	2		103731								7570.18387			871	
66	Total DiCB-F2	3		159562								11074.01715			1127	
67	Total TrCB-F1	1		102331								2081.91169			1159	
68	Total TrCB-F3	4		121923								6424.24627			1855	
69	Total TeCB-F2	1		102404								2033.97592			887	
70	Total TeCB-F4	7		198762								8661.39212			1059	
71	Total PeCB-F3	1		145382								1797.78101			407	
72	Total PeCB-F5	12		624846								30702.79377			1304	
73	Total HxCB-F4	1		90564								1825.77685			414	
74	Total HxCB-F5	8		520027								12475.03330			1890	

Dataset: \\NABREWS002\Instdata\Organics Instrument\HIGHRES GCMS Completed Results Files\HR-5\1907\5-190717A-QC.qld

Last Altered: Thursday, July 18, 2019 11:19:26 Eastern Daylight Time

Printed: Friday, September 06, 2019 18:05:11 Eastern Daylight Time

Name: 5-190717A15, Date: 17-Jul-2019, Time: 20:49:32, ID: WG3081836-2, Description: LCS, Vial: Tray1:13

	Target Analyte	#Hom	Total Area	Ion1 Area	Ion2 Area	Ra	Ra Fail=Y...	RT	RRT	RT LCL	RT UCL	Conc.	%Rec	Mod.Comment	Noise 1	Noise 2
75	Total HpCB-F5	7		103032								11932.13815			678	
76	Total HpCB-F6	6		150679								77166.25825			900	
77	Total OcCB-F5	3		114431								3525.60747			631	
78	Total OcCB-F6	4		83757								14169.84559			488	
79	Total NoCB-F6	3		119173								4491.67082			408	
80	Total DeCB-F7	1		38304								2254.05939			141	
81	Total 13C-MoCB-F1	2		650664								2559.72398			1732	
82	Total 13C-DiCB-F1	3		1944864								1734.49784			5128	
83	Total 13C-DiCB-F2	2		305944								2657.52134			6325	
84	Total 13C-TrCB-F1	2		207406								93959.40937			23957	
85	Total 13C-TrCB-F3	3		467642								6247.71510			17121	
86	Total 13C-TeCB-F2	1		194772								2202.31344			4203	
87	Total 13C-TeCB-F3	3		536575								40.02372			3567	
88	Total 13C-TeCB-F4	7		375609								15531.45124			3755	
89	Total 13C-PeCB-F3	1		284680								2732.09446			1026	
90	Total 13C-PeCB-F4	2		802890								2182.00433			1411	
91	Total 13C-PeCB-F5	13		1217182								51768.77093			2525	
92	Total 13C-HxCB-F4	2		189580								3628.97091			1033	
93	Total 13C-HxCB-F5	12		1581523								11158.12573			2372	
94	Total 13C-HpCB-F5	8		392780								23275.02356			1431	
95	Total 13C-HpCB-F6	7		246080								75187.70058			1667	
96	Total 13C-OcCB-F5	5		217131								6660.18038			975	
97	Total 13C-OcCB-F6	4		561703								3156.12779			712	
98	Total 13C-NoCB-F6	3		211162								6405.39064			603	
99	Total 13C-DeCB-F7	1		75017								1296.43851			221	
100	Lockmass F1			0											954901	
101	Lockmass F2			0											223193	
102	Lockmass F3			0											336300	
103	Lockmass F4			0											226683	
104	Lockmass F5			0											86554	
105	Lockmass F6			0											50630	
106	Lockmass F7			0											19666	

**Quantify Sample Summary Report**      **MassLynx MassLynx V4.1 SCN 901**

Dataset: \\NABREWS002\Instdata\Organics Instrument\HIGHRES GCMS Completed Results Files\HR-5\1907\5-190717A-QC.qld

Last Altered: Thursday, July 18, 2019 11:19:26 Eastern Daylight Time

Printed: Friday, September 06, 2019 18:05:11 Eastern Daylight Time

**Name: 5-190717A27, Date: 18-Jul-2019, Time: 05:14:50, ID: H5-19-CCV-596, Description: 1668A-CS3-18B1, Vial: Tray1:1**

	Target Analyte	#Hom	Total Area	Ion1 Area	Ion2 Area	Ra	Ra Fail=Y...	RT	RRT	RT LCL	RT UCL	Conc.	%Rec	Mod.Comment	Noise 1	Noise 2
1	PCB-1		548231	415649	132581	3.14	NO	8.95	1.00	8.92	8.99	46.70007	93.4		1042	836
2	PCB-3		526392	397585	128807	3.09	NO	10.47	1.00	10.43	10.50	46.81831	93.6		1042	836
3	PCB-4		347799	205945	141854	1.45	NO	10.63	1.00	10.60	10.67	43.76927	87.5		876	2946
4	PCB-15		458598	281930	176668	1.60	NO	14.28	1.00	14.24	14.31	45.63292	91.3		1499	3015
5	PCB-19		407220	207159	200061	1.04	NO	12.61	1.00	12.58	12.64	46.21478	92.4		1926	1859
6	PCB-37		383576	194732	188844	1.03	NO	18.22	1.00	18.19	18.25	46.17505	92.4		6683	5429
7	PCB-54		480362	212344	268018	0.79	NO	14.46	1.00	14.43	14.50	45.08682	90.2		489	1053
8	PCB-81		352576	153050	199526	0.77	NO	21.80	1.00	21.76	21.83	45.07919	90.2		835	1320
9	PCB-77		344332	150099	194233	0.77	NO	22.09	1.00	22.06	22.13	46.72410	93.4		835	1320
10	PCB-104		443175	271873	171302	1.59	NO	17.50	1.00	17.47	17.54	44.45583	88.9		371	658
11	PCB-123		285795	173803	111991	1.55	NO	23.08	1.00	23.04	23.11	43.46575	86.9		1248	1569
12	PCB-118		310468	189472	120997	1.57	NO	23.25	1.00	23.21	23.28	43.81776	87.6		1248	1569
13	PCB-114		297199	182916	114283	1.60	NO	23.55	1.00	23.52	23.58	43.93382	87.9		1248	1569
14	PCB-105		293427	179685	113742	1.58	NO	23.90	1.00	23.87	23.93	44.04543	88.1		1248	1569
15	PCB-126		266184	165115	101069	1.63	NO	25.49	1.00	25.46	25.53	43.85558	87.7		1248	1569
16	PCB-155		433637	241898	191739	1.26	NO	20.48	1.00	20.45	20.52	44.56641	89.1		304	635
17	PCB-167		328595	178594	150001	1.19	NO	26.38	1.00	26.34	26.41	44.01697	88.0		1278	1177
18	PCB-156/157		647310	354656	292654	1.21	NO	27.02	1.00	26.98	27.05	88.69645	88.7		1278	1177
19	PCB-169		314288	172122	142165	1.21	NO	28.67	1.00	28.64	28.71	44.90443	89.8		1278	1177
20	PCB-188		345805	172060	173745	0.99	NO	23.49	1.00	23.46	23.52	44.68140	89.4		2353	3016
21	PCB-189		255077	128856	126220	1.02	NO	29.95	1.00	29.92	29.98	46.72926	93.5		1764	1281
22	PCB-202		349210	163749	185462	0.88	NO	26.26	1.00	26.22	26.29	45.64382	91.3		524	456
23	PCB-205		235582	111865	123717	0.90	NO	31.33	1.00	31.30	31.36	41.36255	82.7		511	270
24	PCB-208		264388	118858	145530	0.82	NO	29.68	1.00	29.64	29.71	48.55974	97.1		715	768
25	PCB-206		195874	87858	108016	0.81	NO	32.40	1.00	32.37	32.44	47.75635	95.5		715	768
26	PCB-209		220758	119780	100978	1.19	NO	33.53	1.00	33.50	33.57	46.22021	92.4		91	233
27	13C-PCB-31		924876	471690	453187	1.04	NO	15.80	0.87	15.77	15.83	83.87673	83.9		17916	8770
28	13C-PCB-95		435765	266633	169132	1.58	NO	19.10	1.09	19.06	19.13	94.95756	95.0		1564	2046
29	13C-PCB-153		582347	333766	248582	1.34	NO	24.17	1.18	24.13	24.20	84.74876	84.7		2357	2118
30	13C-PCB-28		962114	488422	473692	1.03	NO	15.97	0.94	15.93	16.00	84.81205	84.8		17916	8770
31	13C-PCB-111		583273	356810	226463	1.58	NO	22.00	1.07	21.97	22.03	87.36612	87.4		1564	2046
32	13C-PCB-178		506735	262140	244595	1.07	NO	25.05	1.01	25.01	25.08	96.82155	96.8		1137	1289
33	13C-PCB-1		1082120	808114	274006	2.95	NO	8.94	0.75	8.91	8.97	75.49394	75.5		1758	10502
34	13C-PCB-3		993188	746742	246446	3.03	NO	10.45	0.88	10.42	10.49	74.33258	74.3		1758	10502
35	13C-PCB-4		871784	533727	338057	1.58	NO	10.62	0.89	10.59	10.65	95.91106	95.9		4462	1777
36	13C-PCB-15		967237	604043	363195	1.66	NO	14.27	1.20	14.24	14.30	71.80176	71.8		7358	3563
37	13C-PCB-19		764818	381155	383663	0.99	NO	12.60	1.06	12.56	12.63	108.78751	108.8		16997	7798



**Quantify Sample Summary Report**      **MassLynx MassLynx V4.1 SCN 901**

Dataset: \\NABREWS002\Instdata\Organics Instrument\HIGHRES GCMS Completed Results Files\HR-5\1907\5-190717A-QC.qld

Last Altered: Thursday, July 18, 2019 11:19:26 Eastern Daylight Time

Printed: Friday, September 06, 2019 18:05:11 Eastern Daylight Time

**Name: 5-190717A27, Date: 18-Jul-2019, Time: 05:14:50, ID: H5-19-CCV-596, Description: 1668A-CS3-18B1, Vial: Tray1:1**

	Target Analyte	#Hom	Total Area	Ion1 Area	Ion2 Area	Ra	Ra Fail=Y...	RT	RRT	RT LCL	RT UCL	Conc.	%Rec	Mod.Comment	Noise 1	Noise 2
38	13C-PCB-37		788137	402765	385372	1.05	NO	18.21	1.07	18.18	18.24	80.29899	80.3		17916	8770
39	13C-PCB-54		1017919	450688	567231	0.79	NO	14.45	0.85	14.42	14.49	122.79265	122.8		2786	2070
40	13C-PCB-81		654769	294894	359875	0.82	NO	21.78	1.06	21.74	21.81	80.33599	80.3		3358	1765
41	13C-PCB-77		656307	296703	359604	0.83	NO	22.08	1.07	22.05	22.12	79.57349	79.6		3358	1765
42	13C-PCB-104		866636	525377	341259	1.54	NO	17.49	1.03	17.46	17.53	121.44650	121.4		1114	978
43	13C-PCB-123		617877	382041	235836	1.62	NO	23.07	1.12	23.03	23.10	84.29491	84.3		3487	2175
44	13C-PCB-118		615835	381025	234811	1.62	NO	23.23	1.13	23.20	23.27	85.80675	85.8		3487	2175
45	13C-PCB-114		581607	361659	219947	1.64	NO	23.54	0.95	23.50	23.57	84.72279	84.7		3487	2175
46	13C-PCB-105		569976	355382	214594	1.66	NO	23.89	0.96	23.85	23.92	81.82860	81.8		3487	2175
47	13C-PCB-126		519442	323816	195626	1.66	NO	25.48	1.03	25.45	25.52	78.57174	78.6		3487	2175
48	13C-PCB-155		915738	511482	404256	1.27	NO	20.47	0.99	20.44	20.51	117.91970	117.9		857	1110
49	13C-PCB-167		614272	345637	268635	1.29	NO	26.36	1.06	26.33	26.40	94.58403	94.6		2357	2118
50	13C-PCB-156/157		1193576	674391	519185	1.30	NO	27.00	1.09	26.97	27.04	190.88346	95.4		2357	2118
51	13C-PCB-169		602735	340020	262716	1.29	NO	28.66	1.15	28.63	28.69	102.16907	102.2		2357	2118
52	13C-PCB-188		773709	398941	374768	1.06	NO	23.48	0.94	23.44	23.51	108.71309	108.7		1137	1289
53	13C-PCB-189		568109	290271	277838	1.04	NO	29.94	0.96	29.90	29.97	95.16841	95.2		1111	1102
54	13C-PCB-202		705536	335900	369637	0.91	NO	26.24	1.06	26.21	26.28	117.54408	117.5		1816	805
55	13C-PCB-205		591247	274102	317146	0.86	NO	31.32	1.01	31.28	31.35	99.59360	99.6		990	908
56	13C-PCB-208		493662	213829	279833	0.76	NO	29.67	0.96	29.63	29.70	94.87392	94.9		745	874
57	13C-PCB-206		364284	162825	201459	0.81	NO	32.39	1.04	32.36	32.42	108.30430	108.3		745	874
58	13C-PCB-209		529316	288227	241089	1.20	NO	33.50	1.08	33.47	33.54	105.32920	105.3		250	187
59	13C-PCB-9		1434477	873442	561035	1.56	NO	11.87	0.48	11.83	11.90	24.63067	24.6		4462	1777
60	13C-PCB-52		615724	279447	336277	0.83	NO	16.96	0.68	16.92	16.99	20.63146	20.6		2867	1973
61	13C-PCB-101		509400	310243	199157	1.56	NO	20.61	0.83	20.58	20.65	19.66486	19.7		1564	2046
62	13C-PCB-138		546370	310199	236172	1.31	NO	24.85	0.00	24.82	24.89	19.61066	19.6		2357	2118
63	13C-PCB-194		476729	220919	255810	0.86	NO	31.05	1.25	31.01	31.08	24.02373	24.0		990	908
64	Total MoCB-F1	3		824806								13798.38442			1042	
65	Total DiCB-F1	2		211650								10713.79679			876	
66	Total DiCB-F2	2		282464								1189.95688			1499	
67	Total TrCB-F1	1		207159								46.21478			780	
68	Total TrCB-F3	8		629230								810526.95352			1571	
69	Total TeCB-F2	1		212344								45.08682			489	
70	Total TeCB-F4	13		308944								12393.50203			835	
71	Total PeCB-F3	2		272656								1109.53011			371	
72	Total PeCB-F5	13		911575								30487.91871			1248	
73	Total HxCB-F4	6		244242								3995.88904			304	
74	Total HxCB-F5	17		740210								54955.37274			1278	



Quantify Sample Summary Report

MassLynx MassLynx V4.1 SCN 901

Dataset: \\NABREWS002\Instdata\Organics Instrument\HIGHRES GCMS Completed Results Files\HR-5\1907\5-190717A-QC.qld

Last Altered: Thursday, July 18, 2019 11:19:26 Eastern Daylight Time

Printed: Friday, September 06, 2019 18:05:11 Eastern Daylight Time

Name: 5-190717A27, Date: 18-Jul-2019, Time: 05:14:50, ID: H5-19-CCV-596, Description: 1668A-CS3-18B1, Vial: Tray1:1

	Target Analyte	#Hom	Total Area	Ion1 Area	Ion2 Area	Ra	Ra Fail=Y...	RT	RRT	RT LCL	RT UCL	Conc.	%Rec	Mod.Comment	Noise 1	Noise 2
75	Total HpCB-F5	18		685418								1024115.491...			796	
76	Total HpCB-F6	4		136526								14300.12724			636	
77	Total OcCB-F5	7		168898								10247.87424			524	
78	Total OcCB-F6	5		122691								23339.28041			511	
79	Total NoCB-F6	3		207904								2703.15380			715	
80	Total DeCB-F7	1		119780								46.22021			91	
81	Total 13C-MoCB-F1	2		1554856								149.82652			1758	
82	Total 13C-DiCB-F1	3		1409481								120.67005			4462	
83	Total 13C-DiCB-F2	1		604043								71.80176			7358	
84	Total 13C-TrCB-F1	1		381155								108.78751			16997	
85	Total 13C-TrCB-F3	4		1364872								2539.28379			17916	
86	Total 13C-TeCB-F2	1		450688								122.79265			2786	
87	Total 13C-TeCB-F3	5		288745								21.33394			2867	
88	Total 13C-TeCB-F4	11		612726								24912.17970			3358	
89	Total 13C-PeCB-F3	1		525377								121.44650			1114	
90	Total 13C-PeCB-F4	5		935884								202.47926			1564	
91	Total 13C-PeCB-F5	15		1848581								52310.02621			3487	
92	Total 13C-HxCB-F4	2		514032								3125.06961			857	
93	Total 13C-HxCB-F5	14		2025834								498.50064			2357	
94	Total 13C-HpCB-F5	8		673777								22871.40029			1137	
95	Total 13C-HpCB-F6	5		315049								41960.87754			1111	
96	Total 13C-OcCB-F5	8		340561								8022.40623			1816	
97	Total 13C-OcCB-F6	4		509994								126.80789			990	
98	Total 13C-NoCB-F6	3		377562								2180.17050			745	
99	Total 13C-DeCB-F7	1		288227								105.32920			250	
100	Lockmass F1			0											133553	
101	Lockmass F2			0											99458	
102	Lockmass F3			0											168175	
103	Lockmass F4			0											116549	
104	Lockmass F5			0											59180	
105	Lockmass F6			0											23747	
106	Lockmass F7			0											15700	

---

**Quantify Audit Report MassLynx MassLynx V4.1 SCN 901**

Dataset: \\NABREWS002\Instdata\Organics Instrument\HIGHRES GCMS Completed Results Files\HR-5\1907\5-190717A-QC.qld

Last Altered: Thursday, July 18, 2019 11:19:26 Eastern Daylight Time

Printed: Friday, September 06, 2019 18:05:11 Eastern Daylight Time

---

Date	Time	Event	Details	Comments
18-Jul-19	11:19:25	Process Extract		
18-Jul-19	11:19:26	Process Integrate		
18-Jul-19	11:19:26	Process Quantify		
18-Jul-19	11:19:26	Dataset Created		
18-Jul-19	11:19:58	Dataset Saved	Saved to \\NABREWS002\Instdata\Organics Instrument\HIG...	

Quantify Sample Template Report

MassLynx MassLynx V4.1 SCN 901

Dataset: \\NABREWS002\Instdata\Organics Instrument\HIGHRES GCMS Completed Results Files\HR-5\190715-190717A-QC.qld

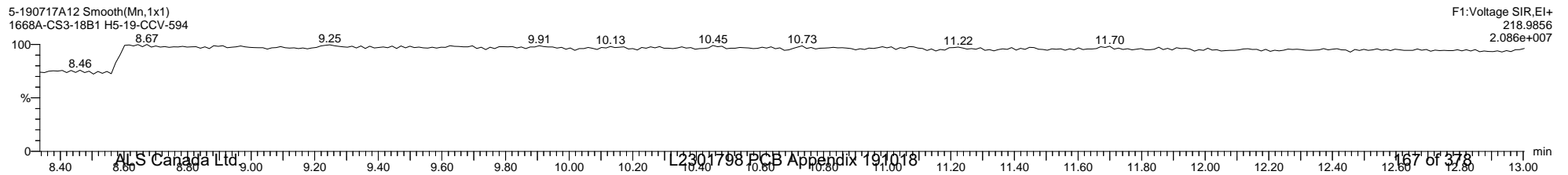
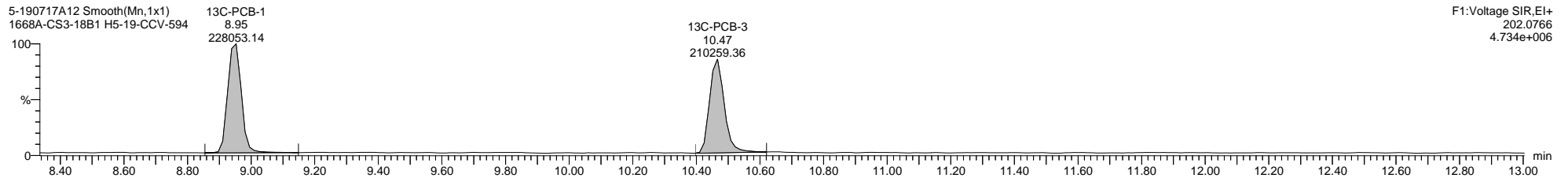
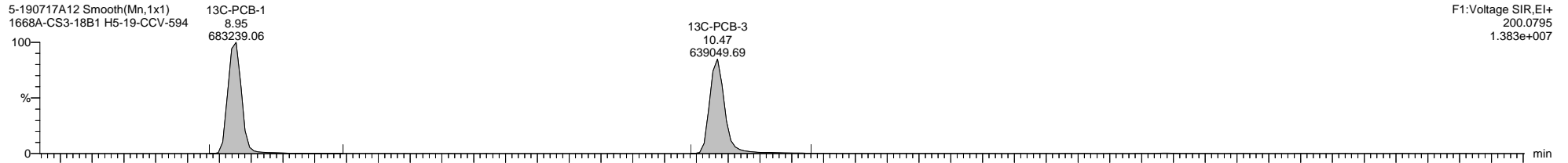
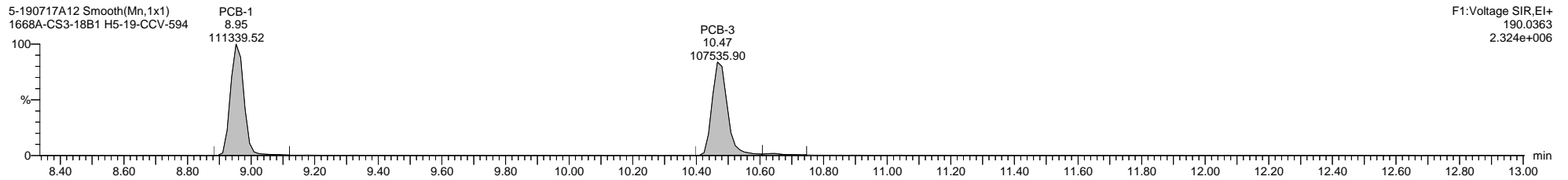
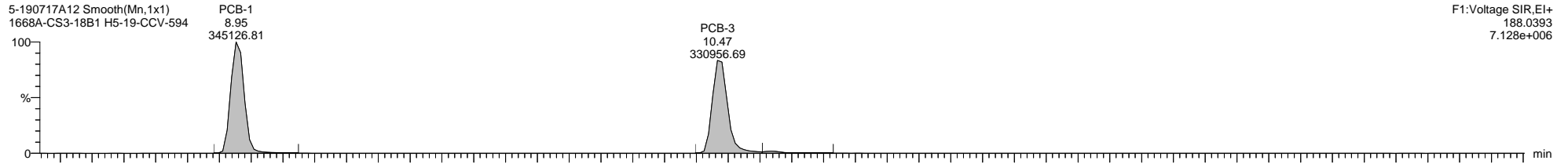
Last Altered: Thursday, July 18, 2019 11:19:26 Eastern Daylight Time

Printed: Friday, September 06, 2019 18:05:11 Eastern Daylight Time

Method: C:\MassLynx\PCB.PRO\MethDB\1668-OCTYL-1-ICAL.mdb 26 Jun 2019 11:23:43

Calibration: C:\MassLynx\PCB.PRO\CurveDB\5-190502B-ICAL.cdb 03 May 2019 08:59:50

Name: 5-190717A12, Date: 17-Jul-2019, Time: 18:33:01, ID: H5-19-CCV-594, Description: 1668A-CS3-18B1, Vial: Tray1:1

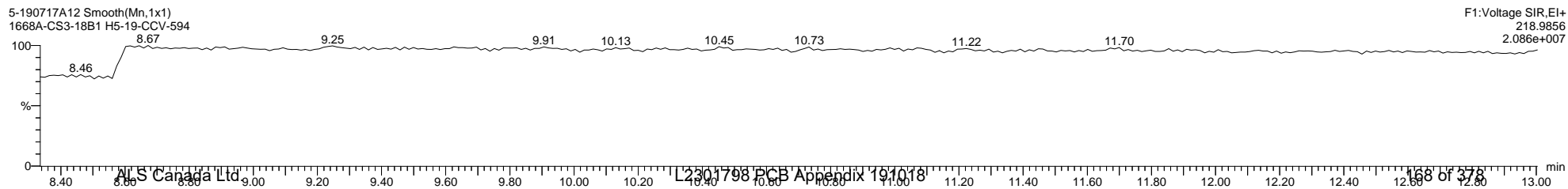
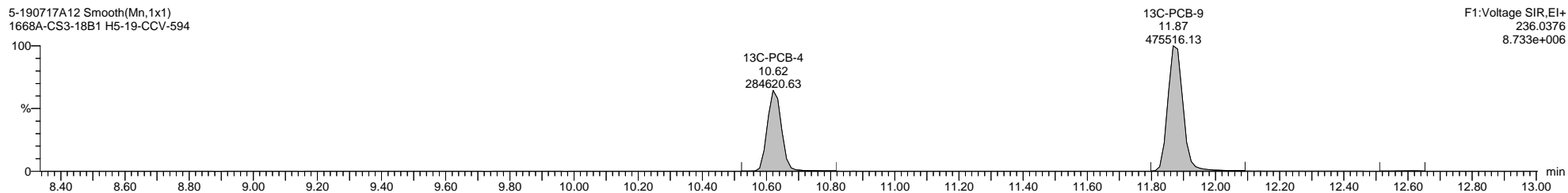
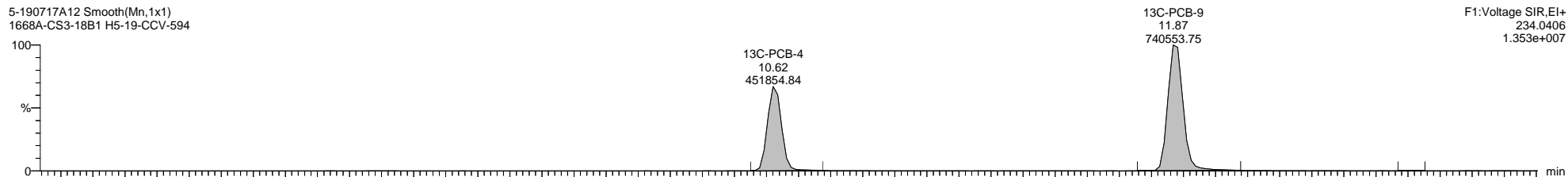
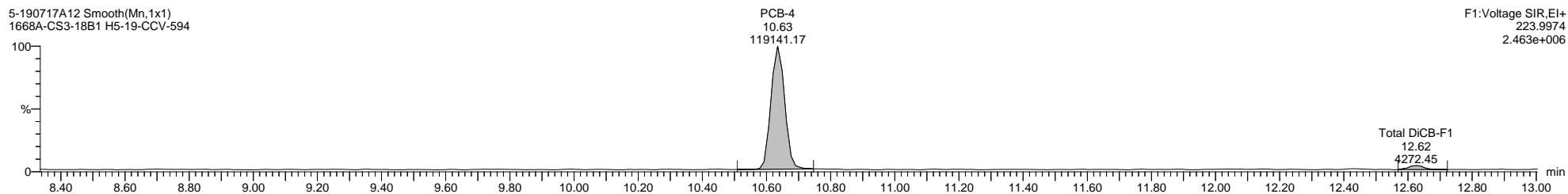
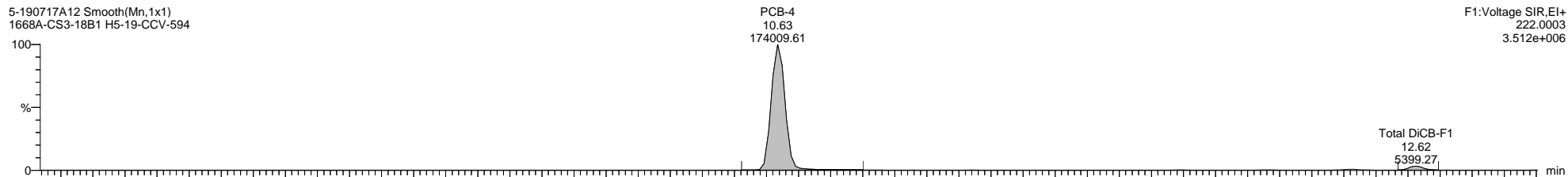


Quantify Sample Template Report MassLynx MassLynx V4.1 SCN 901

Dataset: \\NABREWS002\Instdata\Organics Instrument\HIGHRES GCMS Completed Results Files\HR-5\190715-190717A-QC.qld

Last Altered: Thursday, July 18, 2019 11:19:26 Eastern Daylight Time  
Printed: Friday, September 06, 2019 18:05:11 Eastern Daylight Time

Name: 5-190717A12, Date: 17-Jul-2019, Time: 18:33:01, ID: H5-19-CCV-594, Description: 1668A-CS3-18B1, Vial: Tray1:1



Quantify Sample Template Report

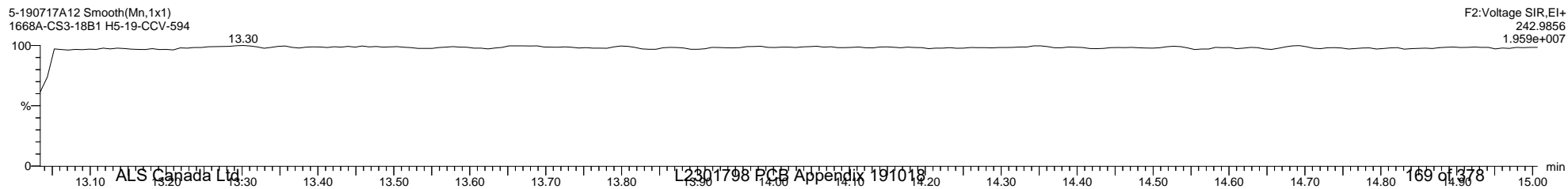
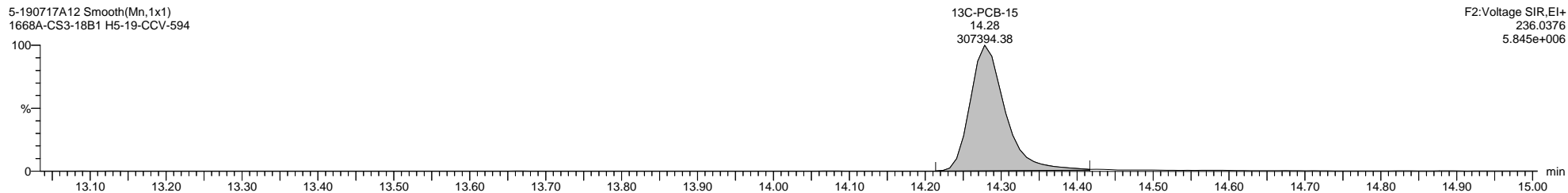

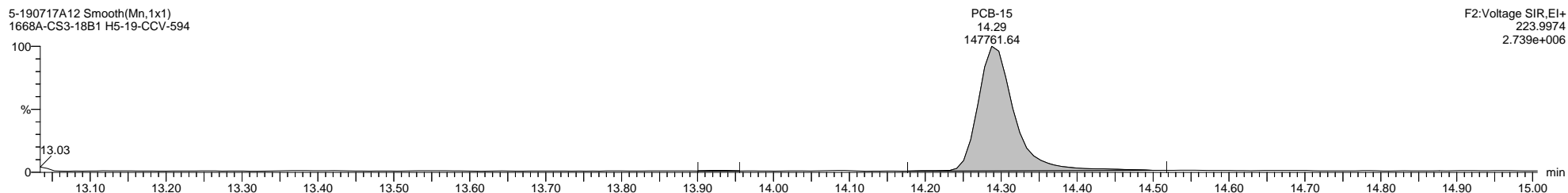

MassLynx MassLynx V4.1 SCN 901

Dataset: \\NABREWS002\Instdata\Organics Instrument\HIGHRES GCMS Completed Results Files\HR-5\190715-190717A-QC.qld

Last Altered: Thursday, July 18, 2019 11:19:26 Eastern Daylight Time

Printed: Friday, September 06, 2019 18:05:11 Eastern Daylight Time

Name: 5-190717A12, Date: 17-Jul-2019, Time: 18:33:01, ID: H5-19-CCV-594, Description: 1668A-CS3-18B1, Vial: Tray1:1



Quantify Sample Template Report

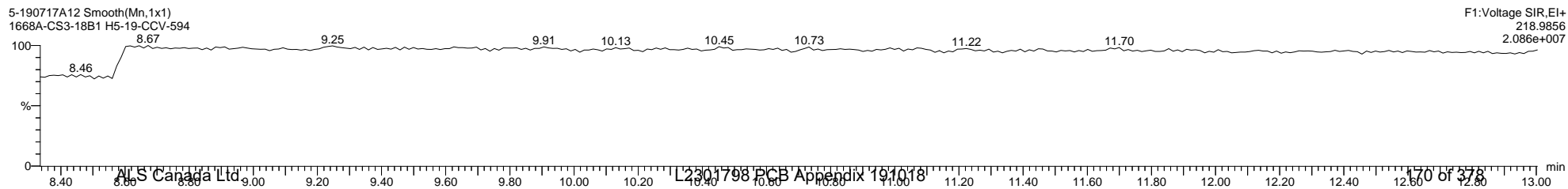
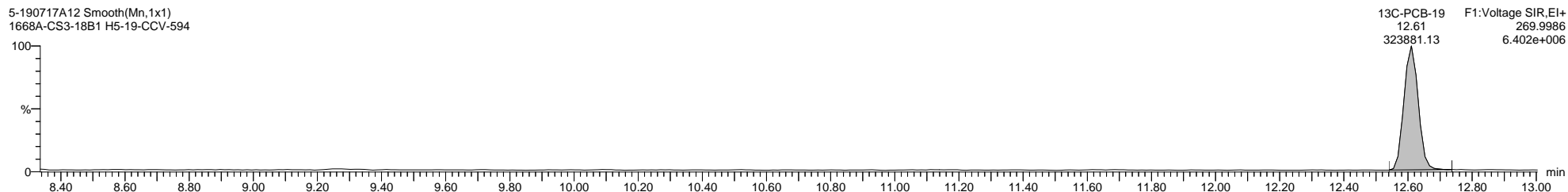
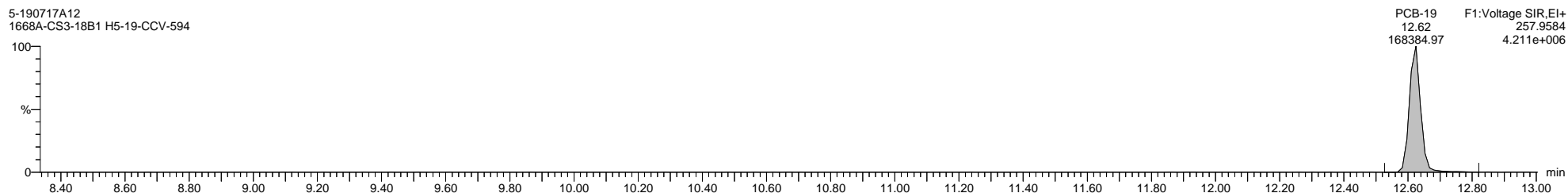

MassLynx MassLynx V4.1 SCN 901

Dataset: \\NABREWS002\Instdata\Organics Instrument\HIGHRES GCMS Completed Results Files\HR-5\190715-190717A-QC.qld

Last Altered: Thursday, July 18, 2019 11:19:26 Eastern Daylight Time

Printed: Friday, September 06, 2019 18:05:11 Eastern Daylight Time

Name: 5-190717A12, Date: 17-Jul-2019, Time: 18:33:01, ID: H5-19-CCV-594, Description: 1668A-CS3-18B1, Vial: Tray1:1



Quantify Sample Template Report

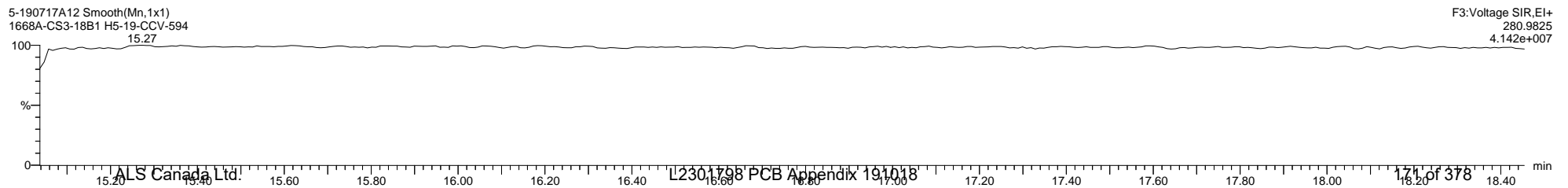
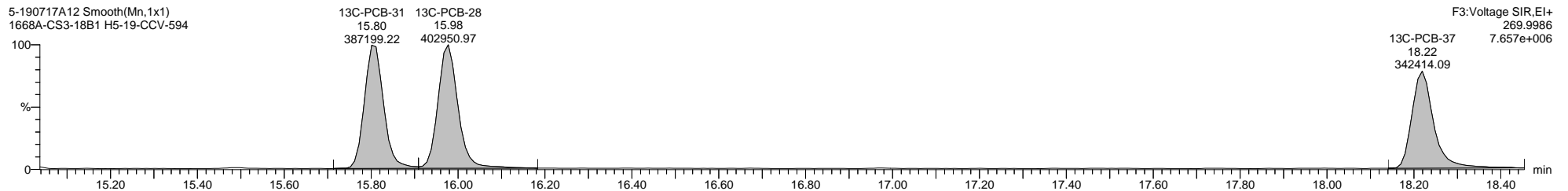
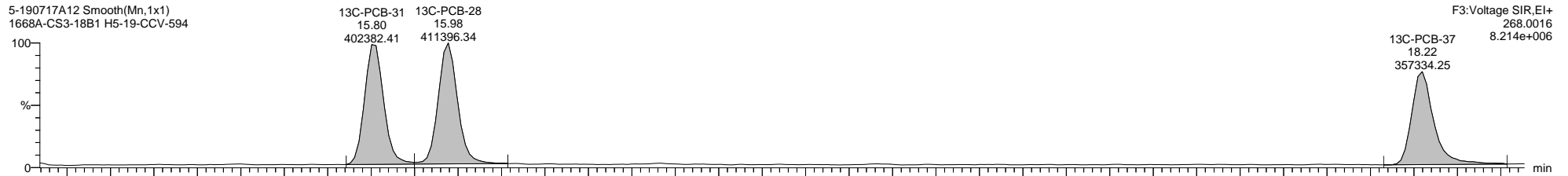
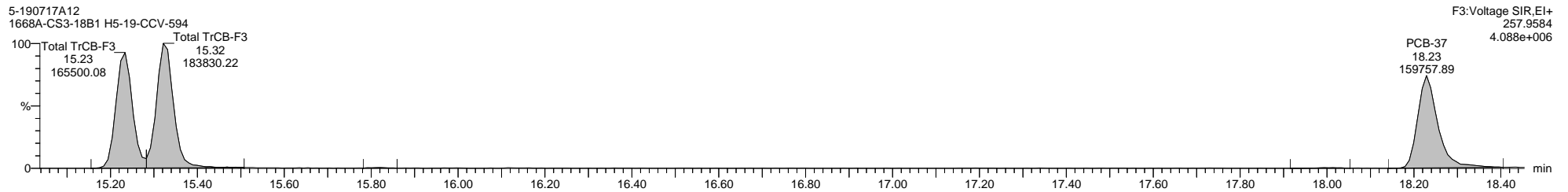

MassLynx MassLynx V4.1 SCN 901

Dataset: \\NABREWS002\Instdata\Organics Instrument\HIGHRES GCMS Completed Results Files\HR-5\190715-190717A-QC.qld

Last Altered: Thursday, July 18, 2019 11:19:26 Eastern Daylight Time

Printed: Friday, September 06, 2019 18:05:11 Eastern Daylight Time

Name: 5-190717A12, Date: 17-Jul-2019, Time: 18:33:01, ID: H5-19-CCV-594, Description: 1668A-CS3-18B1, Vial: Tray1:1



Quantify Sample Template Report

MassLynx MassLynx V4.1 SCN 901


Dataset: \\NABREWS002\Instdata\Organics Instrument\HIGHRES GCMS Completed Results Files\HR-5\190715-190717A-QC.qld

Last Altered: Thursday, July 18, 2019 11:19:26 Eastern Daylight Time

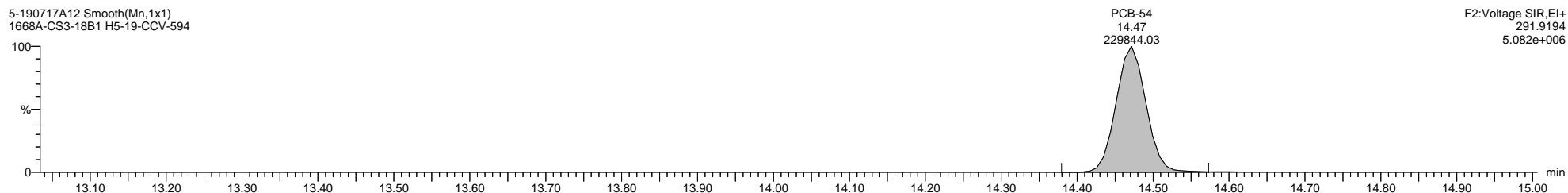
Printed: Friday, September 06, 2019 18:05:11 Eastern Daylight Time

Name: 5-190717A12, Date: 17-Jul-2019, Time: 18:33:01, ID: H5-19-CCV-594, Description: 1668A-CS3-18B1, Vial: Tray1:1


5-190717A12 Smooth(Mn,1x1)  
1668A-CS3-18B1 H5-19-CCV-594



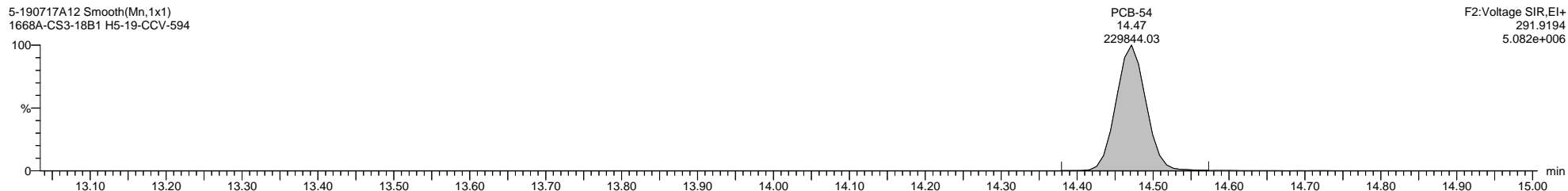
5-190717A12 Smooth(Mn,1x1)  
1668A-CS3-18B1 H5-19-CCV-594



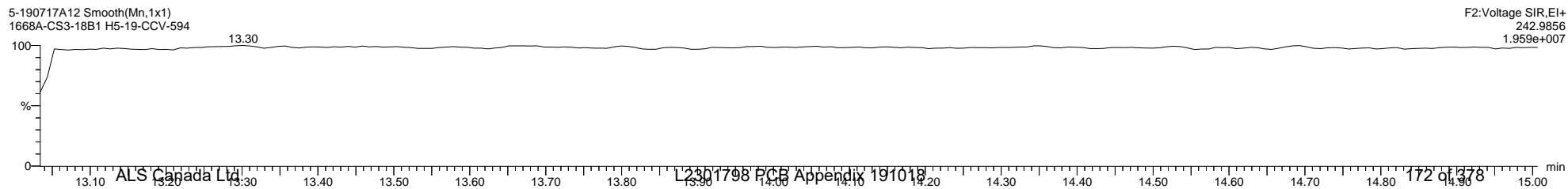
5-190717A12 Smooth(Mn,1x1)  
1668A-CS3-18B1 H5-19-CCV-594



5-190717A12 Smooth(Mn,1x1)  
1668A-CS3-18B1 H5-19-CCV-594



5-190717A12 Smooth(Mn,1x1)  
1668A-CS3-18B1 H5-19-CCV-594





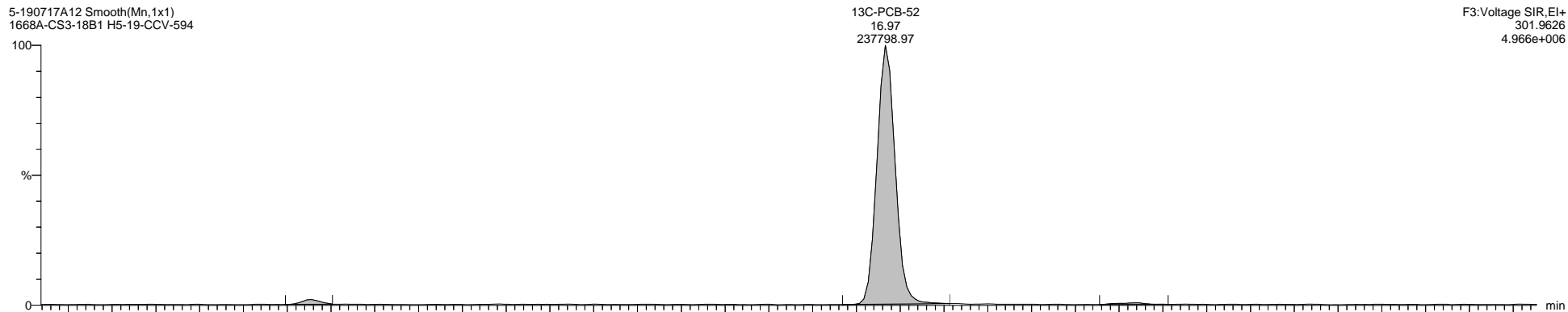
Dataset: \\NABREWS002\Instdata\Organics Instrument\HIGHRES GCMS Completed Results Files\HR-5\190715-190717A-QC.qld

Last Altered: Thursday, July 18, 2019 11:19:26 Eastern Daylight Time

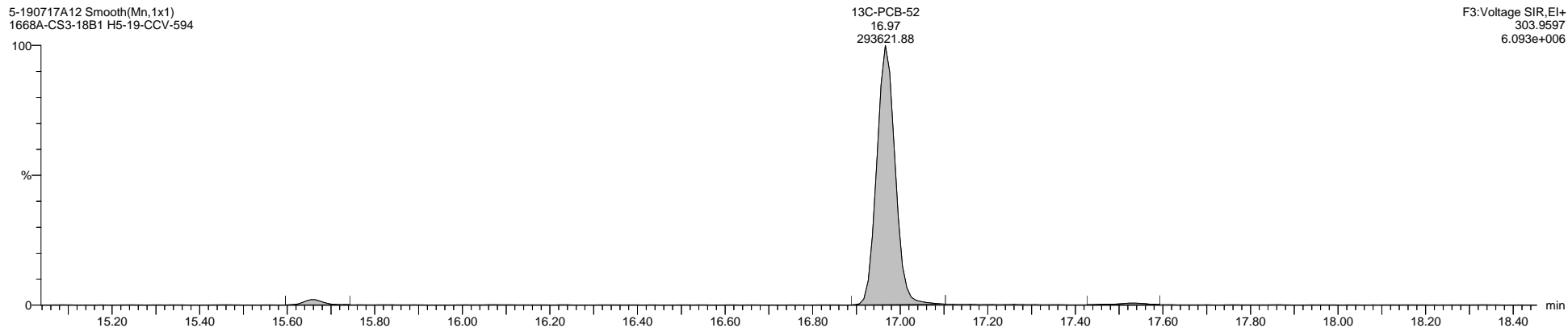
Printed: Friday, September 06, 2019 18:05:11 Eastern Daylight Time

Name: 5-190717A12, Date: 17-Jul-2019, Time: 18:33:01, ID: H5-19-CCV-594, Description: 1668A-CS3-18B1, Vial: Tray1:1

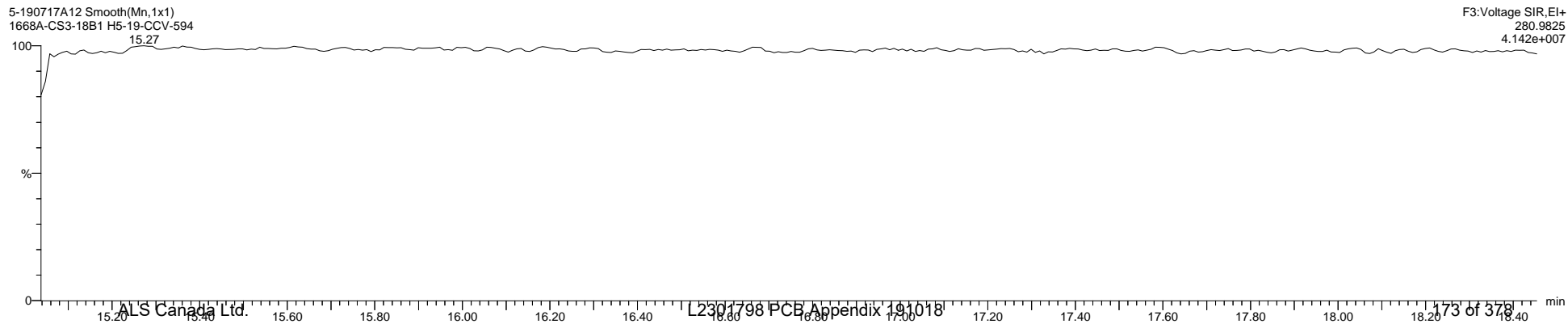
5-190717A12 Smooth(Mn,1x1)  
1668A-CS3-18B1 H5-19-CCV-594



5-190717A12 Smooth(Mn,1x1)  
1668A-CS3-18B1 H5-19-CCV-594



5-190717A12 Smooth(Mn,1x1)  
1668A-CS3-18B1 H5-19-CCV-594



Quantify Sample Template Report

MassLynx MassLynx V4.1 SCN 901


Dataset: \\NABREWS002\Instdata\Organics Instrument\HIGHRES GCMS Completed Results Files\HR-5\190715-190717A-QC.qld

Last Altered: Thursday, July 18, 2019 11:19:26 Eastern Daylight Time

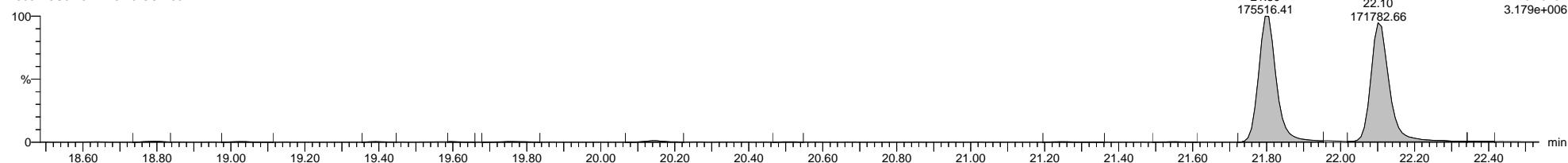
Printed: Friday, September 06, 2019 18:05:11 Eastern Daylight Time

Name: 5-190717A12, Date: 17-Jul-2019, Time: 18:33:01, ID: H5-19-CCV-594, Description: 1668A-CS3-18B1, Vial: Tray1:1

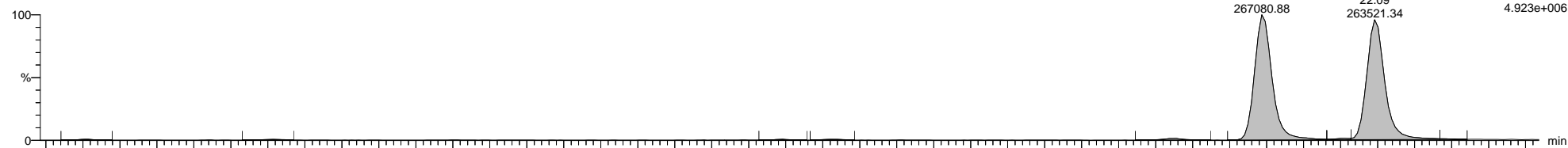
5-190717A12 Smooth(Mn,1x1)  
1668A-CS3-18B1 H5-19-CCV-594



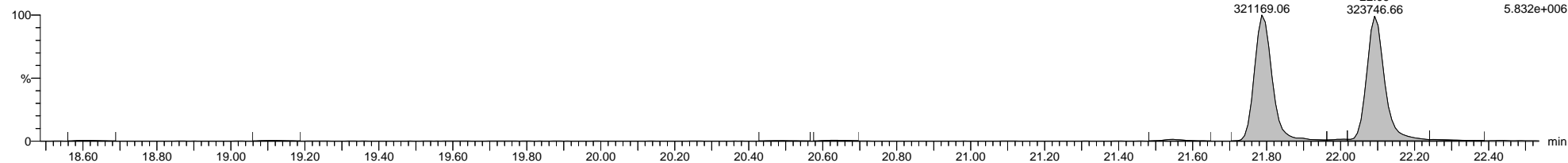
5-190717A12 Smooth(Mn,1x1)  
1668A-CS3-18B1 H5-19-CCV-594




5-190717A12 Smooth(Mn,1x1)  
1668A-CS3-18B1 H5-19-CCV-594



5-190717A12 Smooth(Mn,1x1)  
1668A-CS3-18B1 H5-19-CCV-594



5-190717A12 Smooth(Mn,1x1)  
1668A-CS3-18B1 H5-19-CCV-594



Quantify Sample Template Report

MassLynx MassLynx V4.1 SCN 901

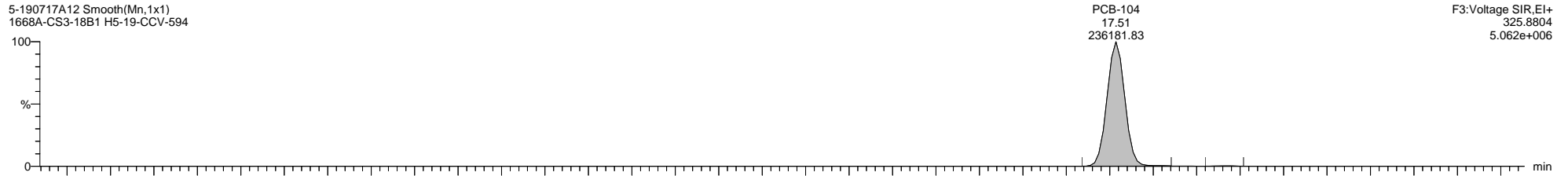
Dataset: \\NABREWS002\Instdata\Organics Instrument\HIGHRES GCMS Completed Results Files\HR-5\190715-190717A-QC.qld

Last Altered: Thursday, July 18, 2019 11:19:26 Eastern Daylight Time

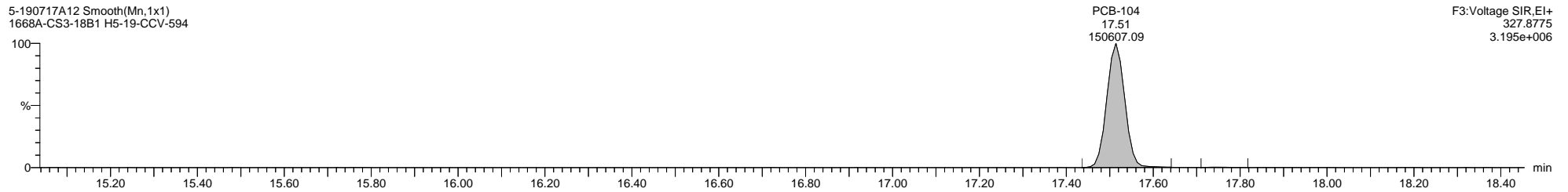
Printed: Friday, September 06, 2019 18:05:11 Eastern Daylight Time

Name: 5-190717A12, Date: 17-Jul-2019, Time: 18:33:01, ID: H5-19-CCV-594, Description: 1668A-CS3-18B1, Vial: Tray1:1

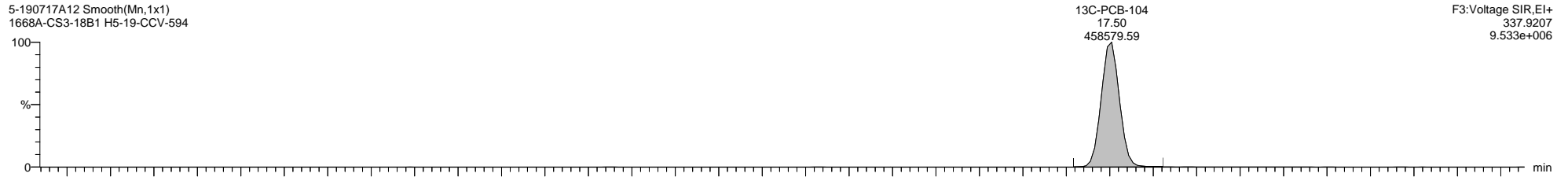
5-190717A12 Smooth(Mn,1x1)  
1668A-CS3-18B1 H5-19-CCV-594



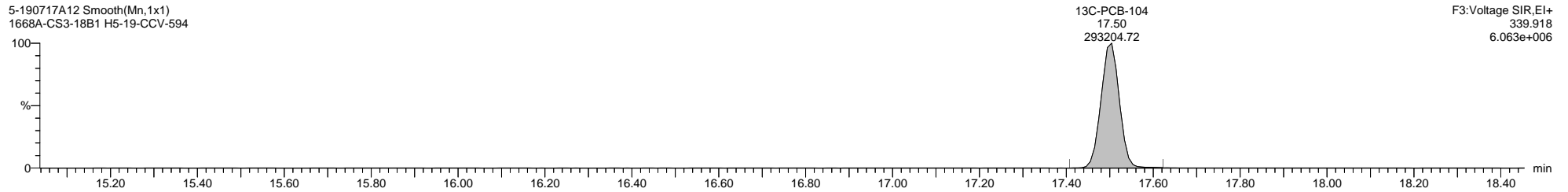
5-190717A12 Smooth(Mn,1x1)  
1668A-CS3-18B1 H5-19-CCV-594



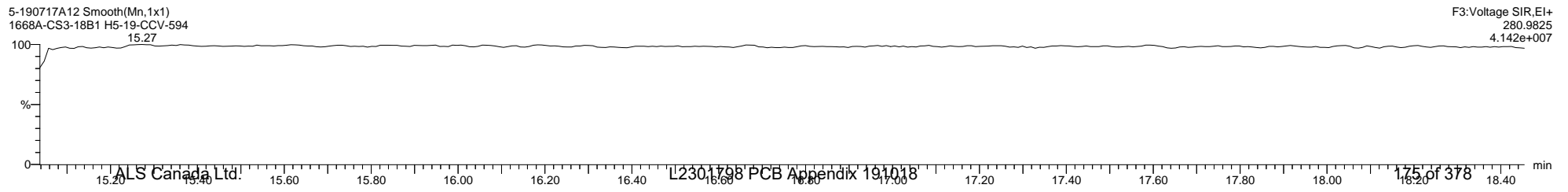
5-190717A12 Smooth(Mn,1x1)  
1668A-CS3-18B1 H5-19-CCV-594



5-190717A12 Smooth(Mn,1x1)  
1668A-CS3-18B1 H5-19-CCV-594



5-190717A12 Smooth(Mn,1x1)  
1668A-CS3-18B1 H5-19-CCV-594



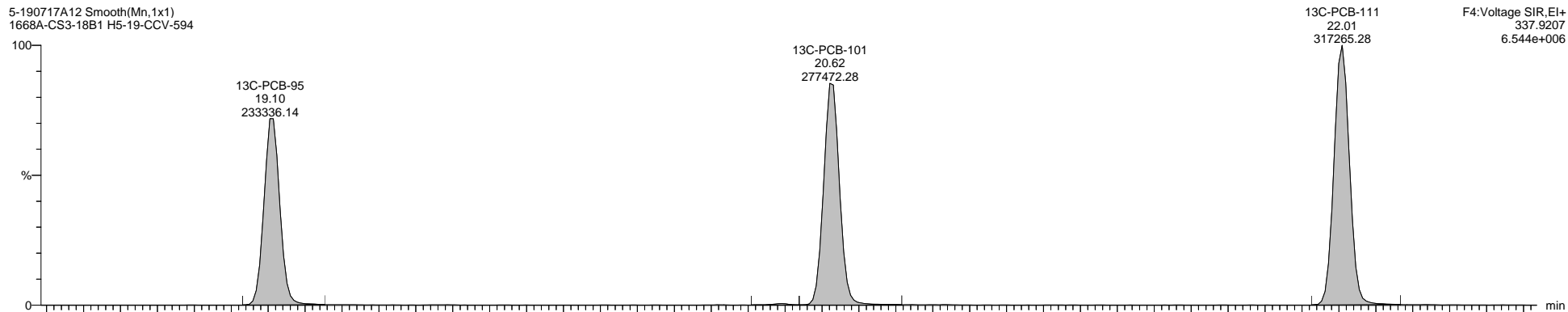
Dataset: \\NABREWS002\Instdata\Organics Instrument\HIGHRES GCMS Completed Results Files\HR-5\190715-190717A-QC.qld

Last Altered: Thursday, July 18, 2019 11:19:26 Eastern Daylight Time

Printed: Friday, September 06, 2019 18:05:11 Eastern Daylight Time

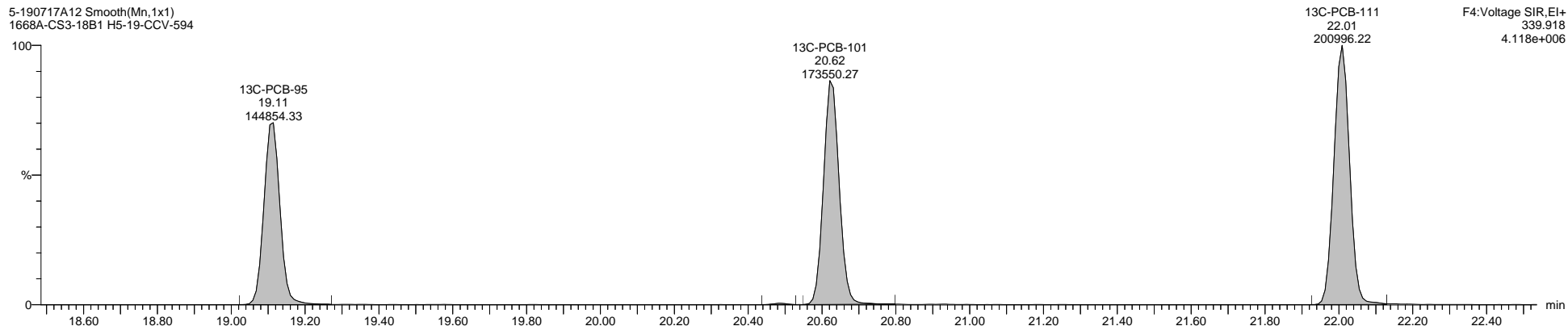
Name: 5-190717A12, Date: 17-Jul-2019, Time: 18:33:01, ID: H5-19-CCV-594, Description: 1668A-CS3-18B1, Vial: Tray1:1

5-190717A12 Smooth(Mn,1x1)  
1668A-CS3-18B1 H5-19-CCV-594



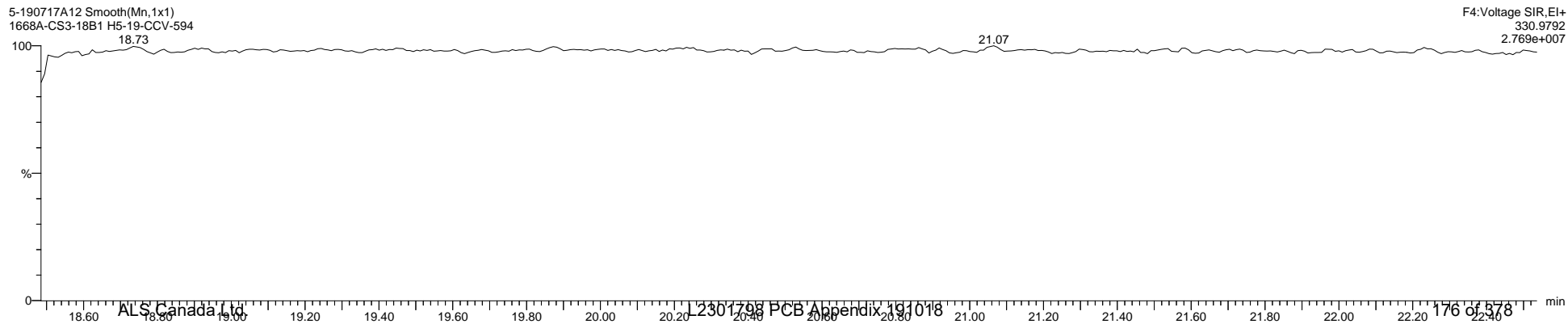
F4:Voltage SIR,El+  
337.9207  
6.544e+006

5-190717A12 Smooth(Mn,1x1)  
1668A-CS3-18B1 H5-19-CCV-594



F4:Voltage SIR,El+  
339.918  
4.118e+006

5-190717A12 Smooth(Mn,1x1)  
1668A-CS3-18B1 H5-19-CCV-594



F4:Voltage SIR,El+  
330.9792  
2.769e+007

Quantify Sample Template Report

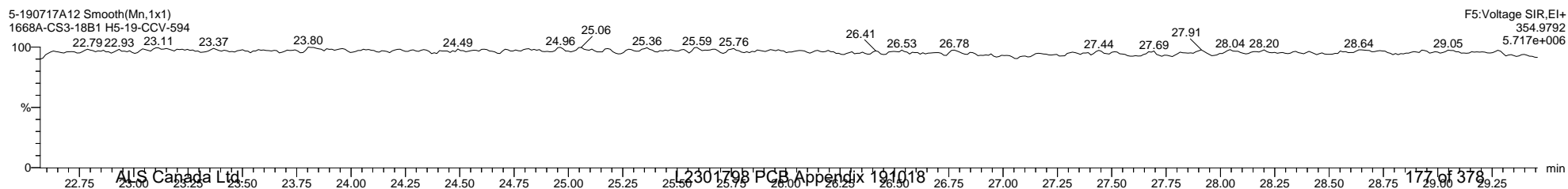
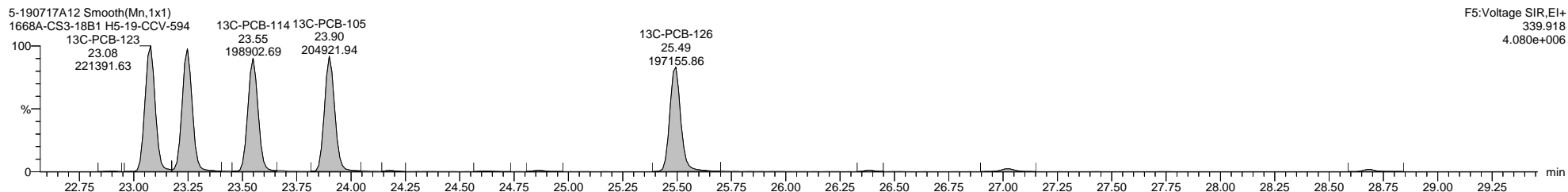
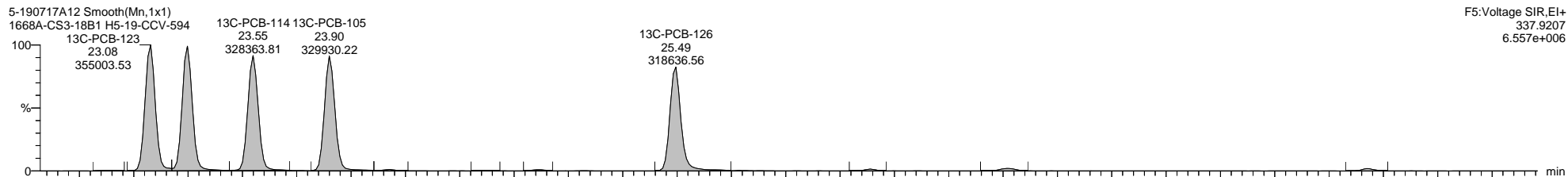
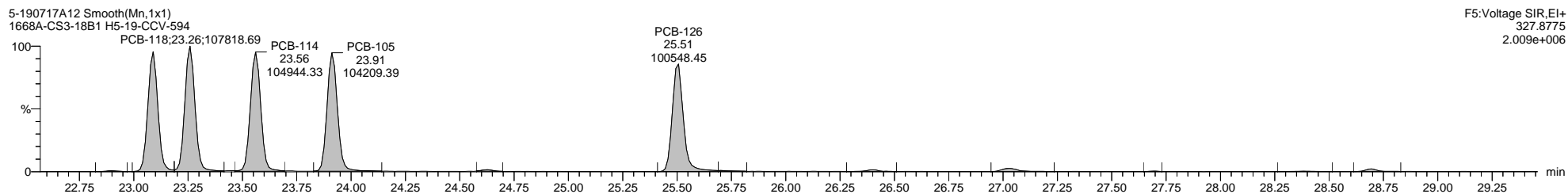
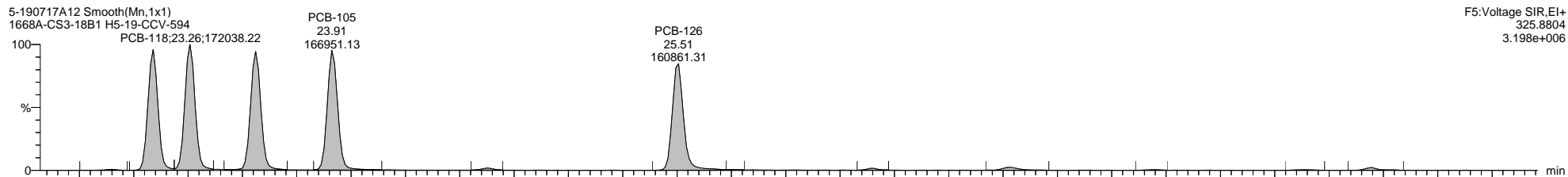
MassLynx MassLynx V4.1 SCN 901

Dataset: \\NABREWS002\Instdata\Organics Instrument\HIGHRES GCMS Completed Results Files\HR-5\190715-190717A-QC.qld

Last Altered: Thursday, July 18, 2019 11:19:26 Eastern Daylight Time

Printed: Friday, September 06, 2019 18:05:11 Eastern Daylight Time

Name: 5-190717A12, Date: 17-Jul-2019, Time: 18:33:01, ID: H5-19-CCV-594, Description: 1668A-CS3-18B1, Vial: Tray1:1



Quantify Sample Template Report

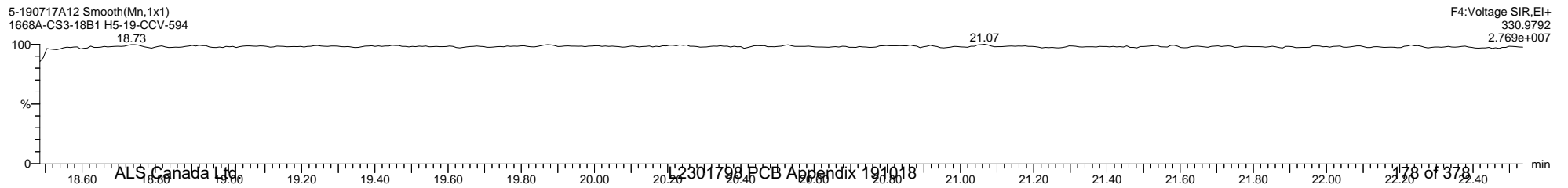
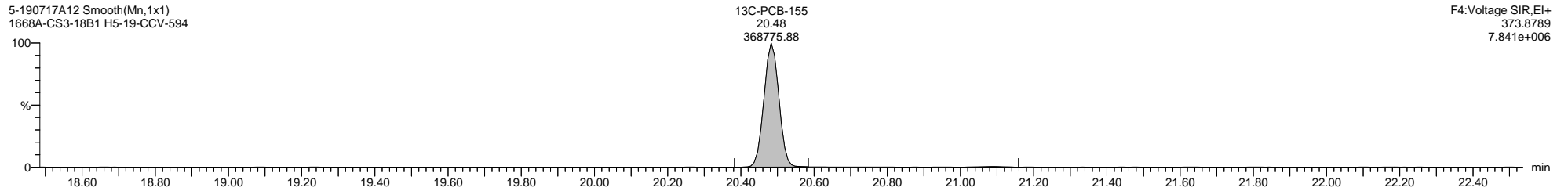
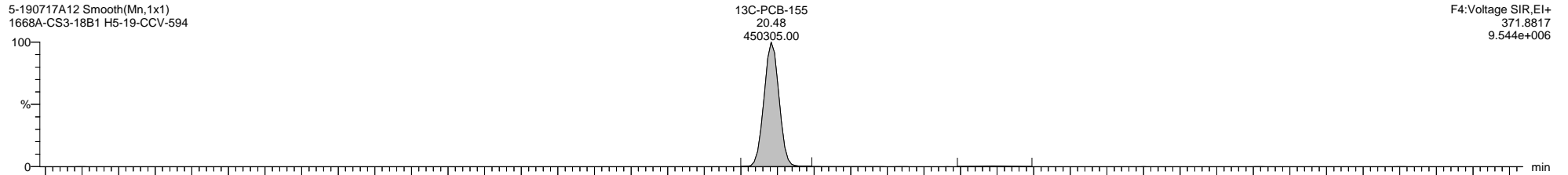
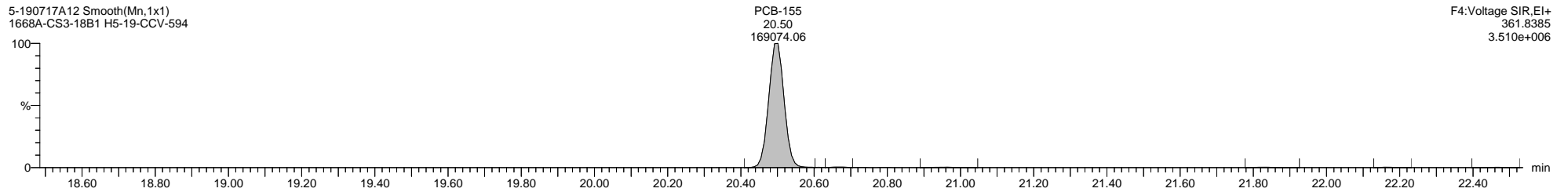
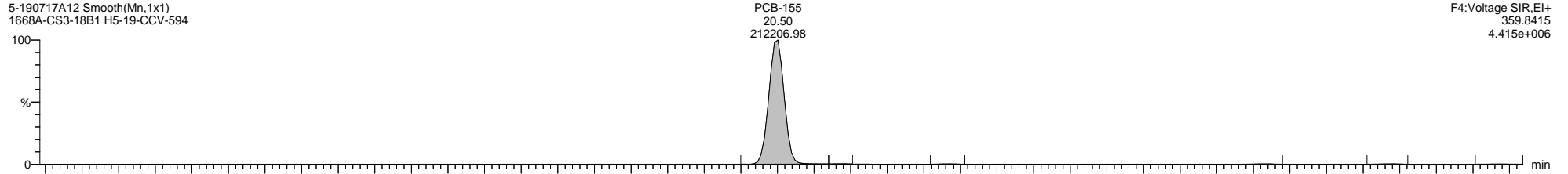
MassLynx MassLynx V4.1 SCN 901

Dataset: \\NABREWS002\Instdata\Organics Instrument\HIGHRES GCMS Completed Results Files\HR-5\190715-190717A-QC.qld

Last Altered: Thursday, July 18, 2019 11:19:26 Eastern Daylight Time

Printed: Friday, September 06, 2019 18:05:11 Eastern Daylight Time

Name: 5-190717A12, Date: 17-Jul-2019, Time: 18:33:01, ID: H5-19-CCV-594, Description: 1668A-CS3-18B1, Vial: Tray1:1



Quantify Sample Template Report

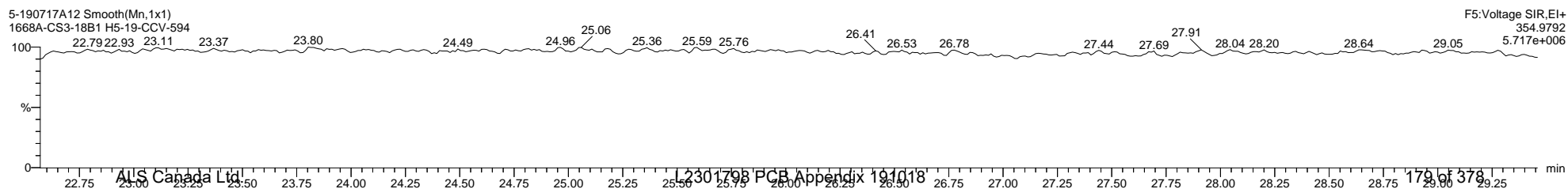
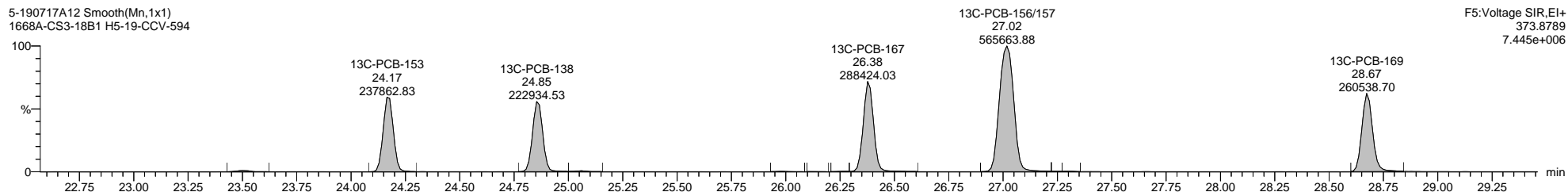
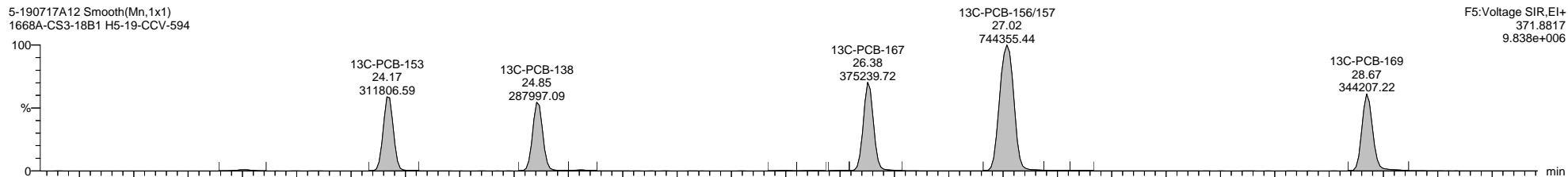
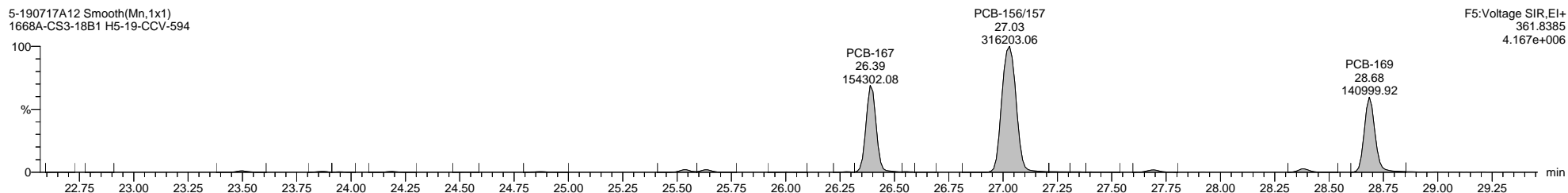
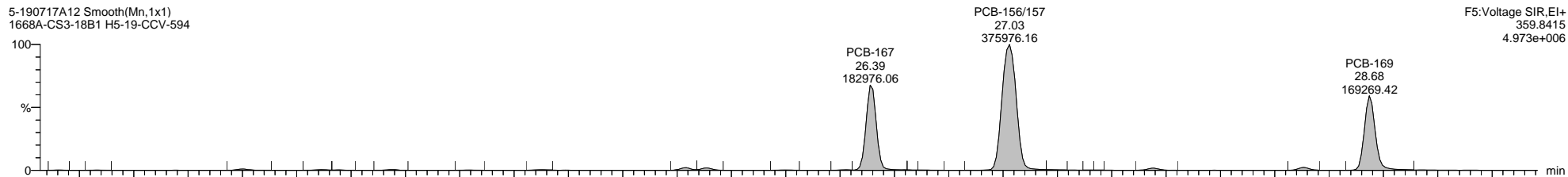
MassLynx MassLynx V4.1 SCN 901

Dataset: \\NABREWS002\Instdata\Organics Instrument\HIGHRES GCMS Completed Results Files\HR-5\190715-190717A-QC.qld

Last Altered: Thursday, July 18, 2019 11:19:26 Eastern Daylight Time

Printed: Friday, September 06, 2019 18:05:11 Eastern Daylight Time

Name: 5-190717A12, Date: 17-Jul-2019, Time: 18:33:01, ID: H5-19-CCV-594, Description: 1668A-CS3-18B1, Vial: Tray1:1



Quantify Sample Template Report

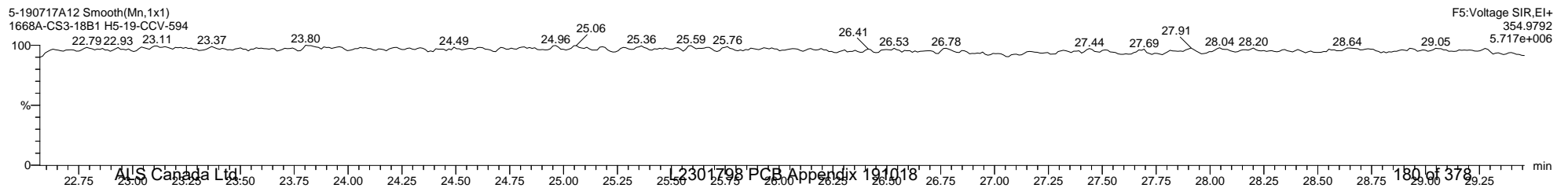
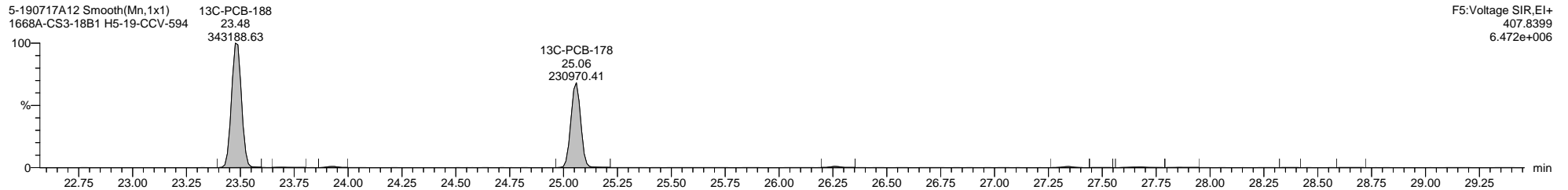
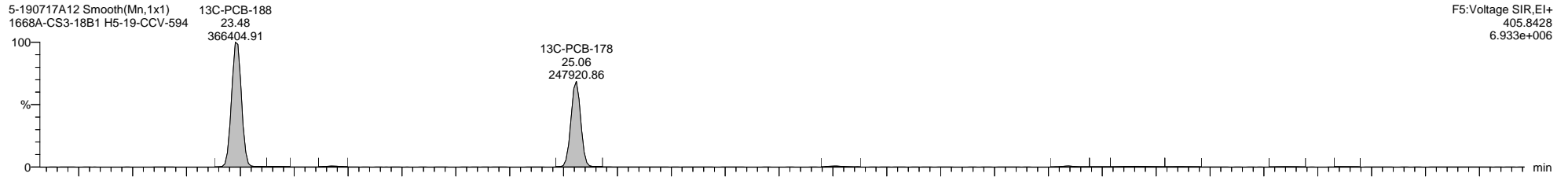
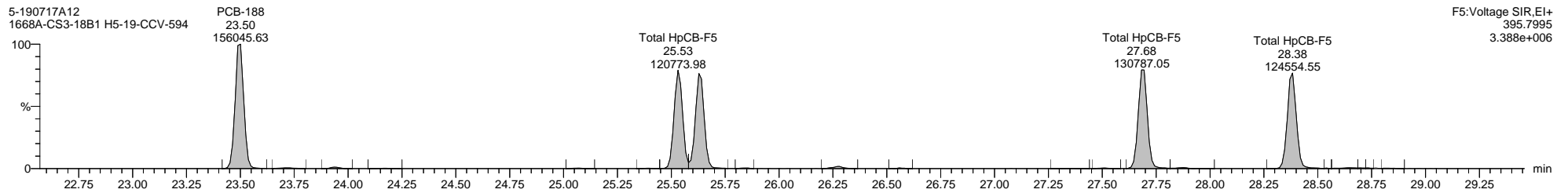
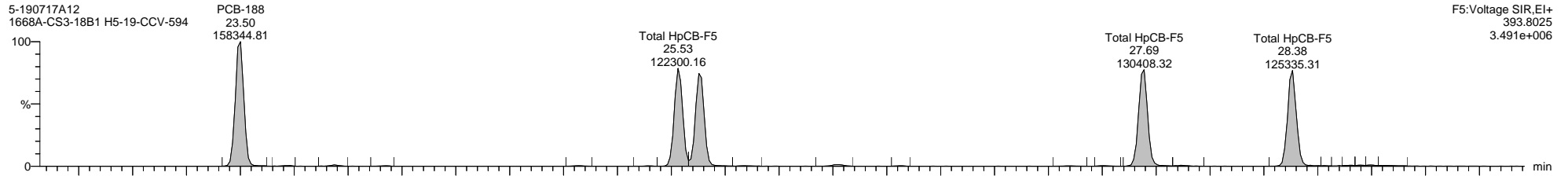
MassLynx MassLynx V4.1 SCN 901

Dataset: \\NABREWS002\Instdata\Organics Instrument\HIGHRES GCMS Completed Results Files\HR-5\19075-190717A-QC.qld

Last Altered: Thursday, July 18, 2019 11:19:26 Eastern Daylight Time

Printed: Friday, September 06, 2019 18:05:11 Eastern Daylight Time

Name: 5-190717A12, Date: 17-Jul-2019, Time: 18:33:01, ID: H5-19-CCV-594, Description: 1668A-CS3-18B1, Vial: Tray1:1





Quantify Sample Template Report

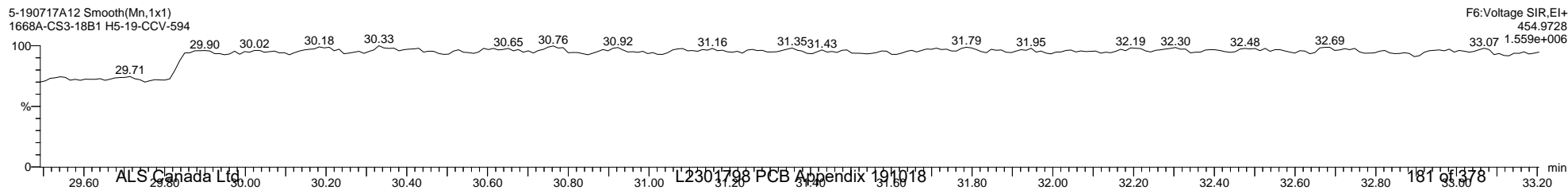
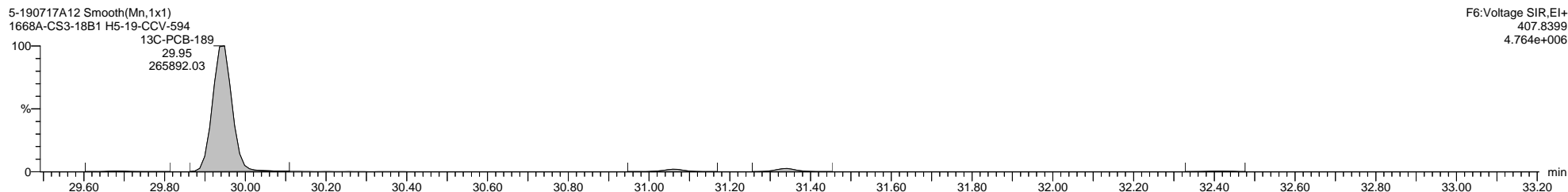

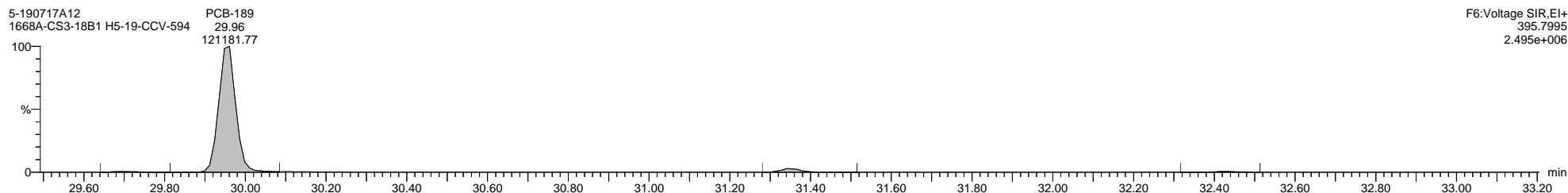

MassLynx MassLynx V4.1 SCN 901

Dataset: \\NABREWS002\Instdata\Organics Instrument\HIGHRES GCMS Completed Results Files\HR-5\190715-190717A-QC.qld

Last Altered: Thursday, July 18, 2019 11:19:26 Eastern Daylight Time

Printed: Friday, September 06, 2019 18:05:11 Eastern Daylight Time

Name: 5-190717A12, Date: 17-Jul-2019, Time: 18:33:01, ID: H5-19-CCV-594, Description: 1668A-CS3-18B1, Vial: Tray1:1

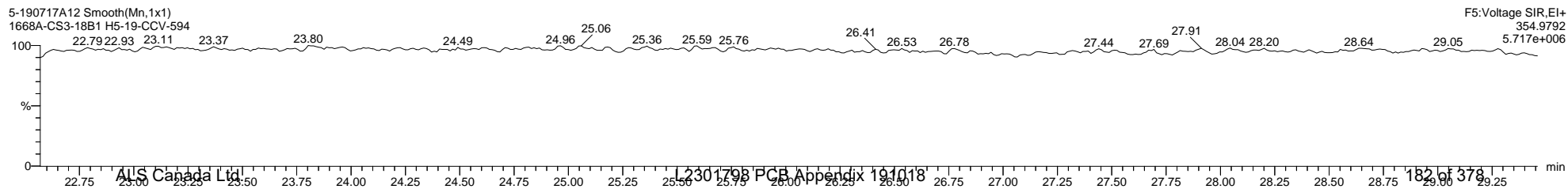
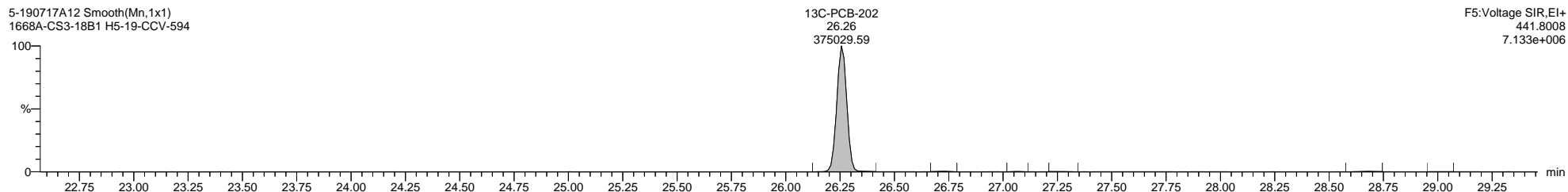
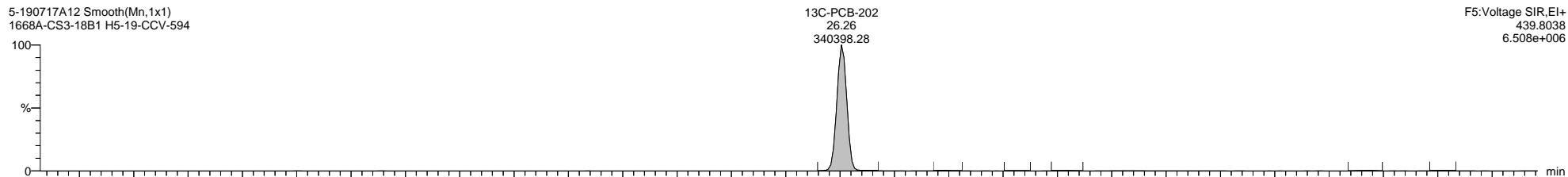
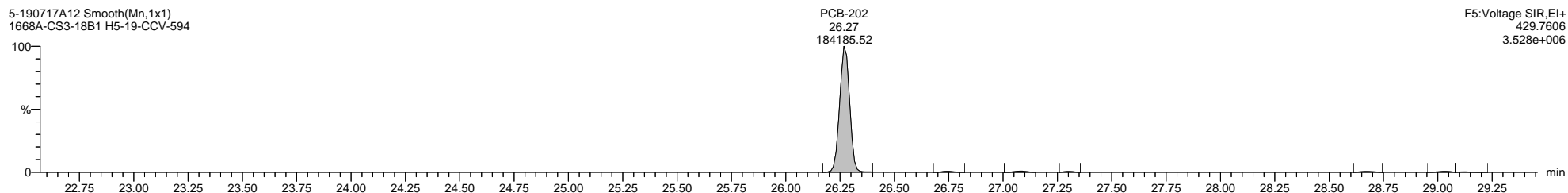
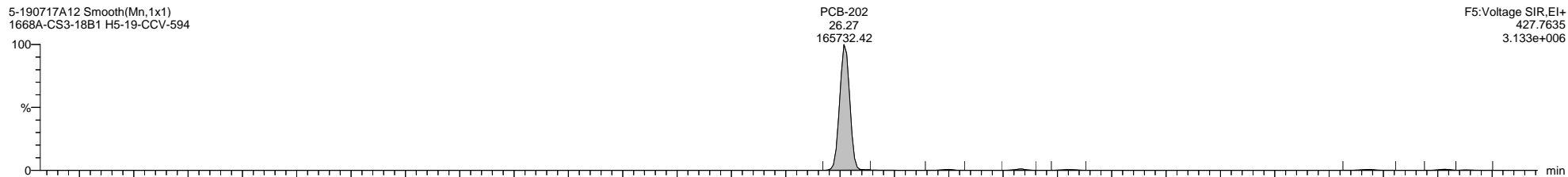


Quantify Sample Template Report MassLynx MassLynx V4.1 SCN 901

Dataset: \\NABREWS002\Instdata\Organics Instrument\HIGHRES GCMS Completed Results Files\HR-5\190715-190717A-QC.qld

Last Altered: Thursday, July 18, 2019 11:19:26 Eastern Daylight Time  
Printed: Friday, September 06, 2019 18:05:11 Eastern Daylight Time

Name: 5-190717A12, Date: 17-Jul-2019, Time: 18:33:01, ID: H5-19-CCV-594, Description: 1668A-CS3-18B1, Vial: Tray1:1



Quantify Sample Template Report

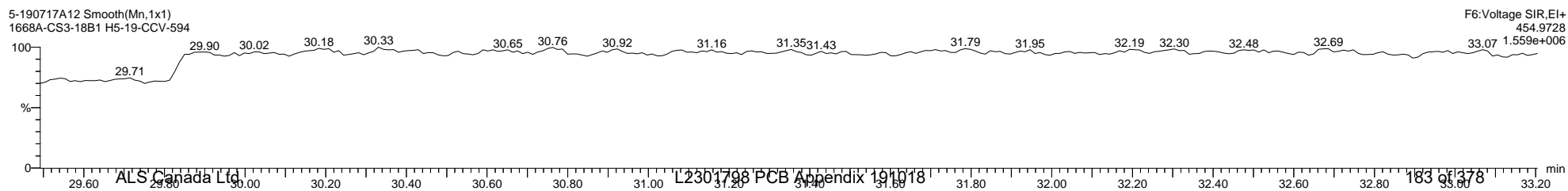
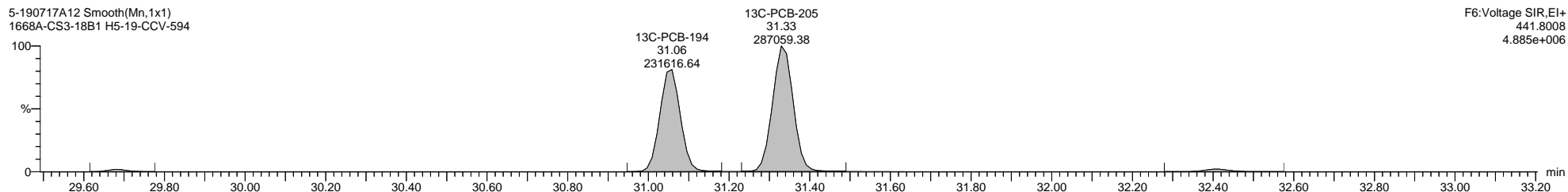
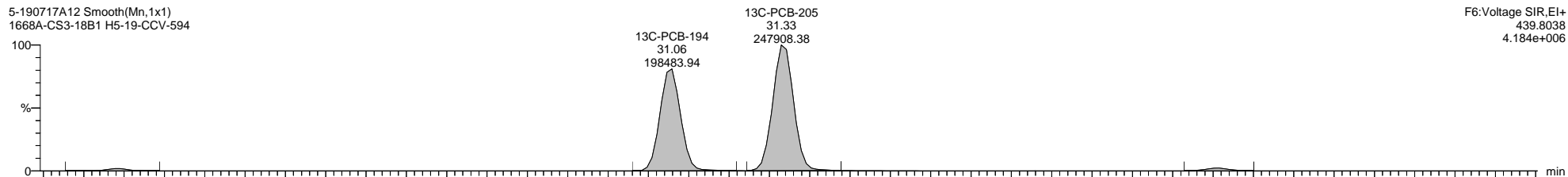
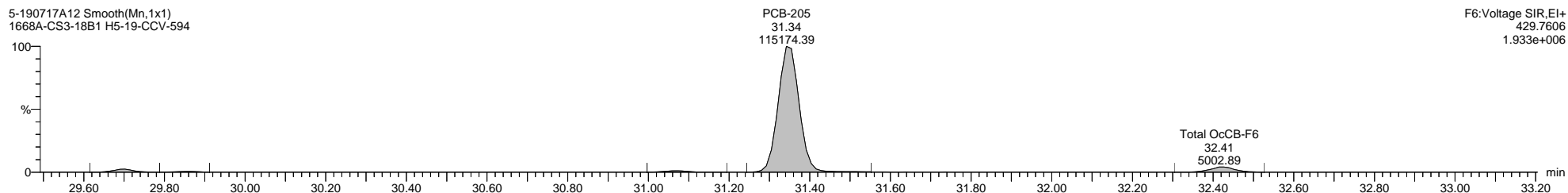
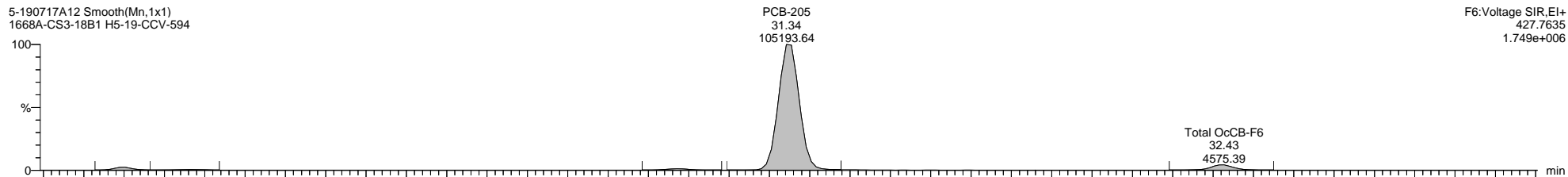
MassLynx MassLynx V4.1 SCN 901

Dataset: \\NABREWS002\Instdata\Organics Instrument\HIGHRES GCMS Completed Results Files\HR-5\190715-190717A-QC.qld

Last Altered: Thursday, July 18, 2019 11:19:26 Eastern Daylight Time

Printed: Friday, September 06, 2019 18:05:11 Eastern Daylight Time

Name: 5-190717A12, Date: 17-Jul-2019, Time: 18:33:01, ID: H5-19-CCV-594, Description: 1668A-CS3-18B1, Vial: Tray1:1



Quantify Sample Template Report

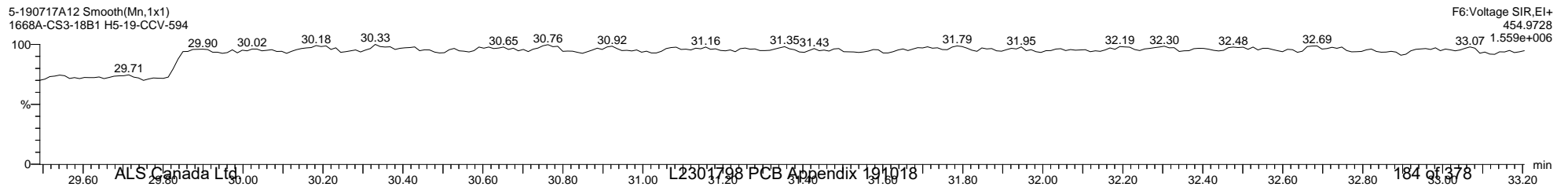
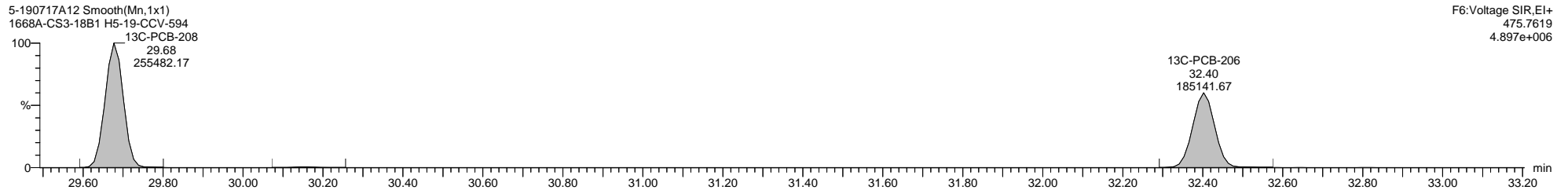

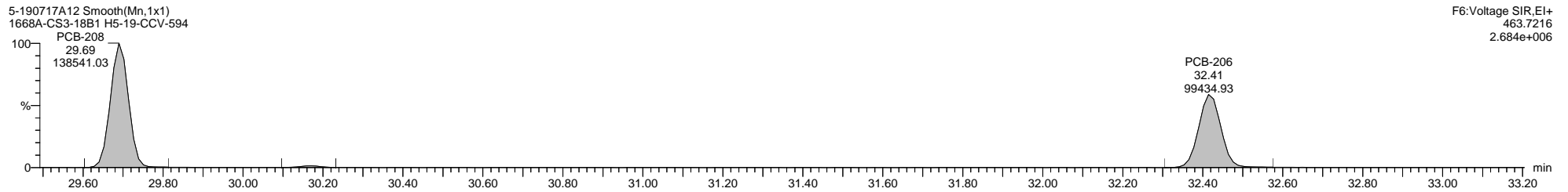

MassLynx MassLynx V4.1 SCN 901

Dataset: \\NABREWS002\Instdata\Organics Instrument\HIGHRES GCMS Completed Results Files\HR-5\19075-190717A-QC.qld

Last Altered: Thursday, July 18, 2019 11:19:26 Eastern Daylight Time

Printed: Friday, September 06, 2019 18:05:11 Eastern Daylight Time

Name: 5-190717A12, Date: 17-Jul-2019, Time: 18:33:01, ID: H5-19-CCV-594, Description: 1668A-CS3-18B1, Vial: Tray1:1



Quantify Sample Template Report

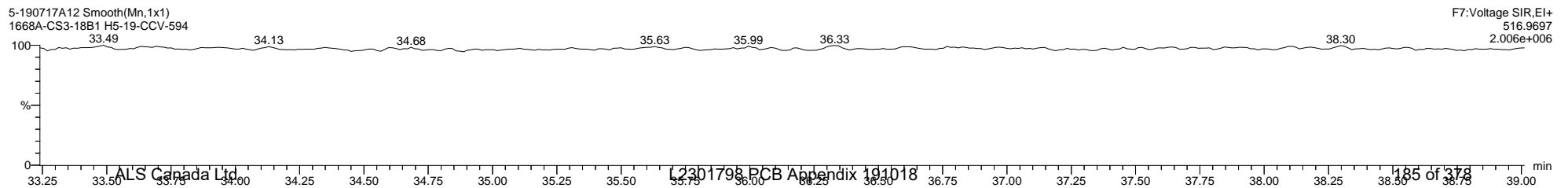
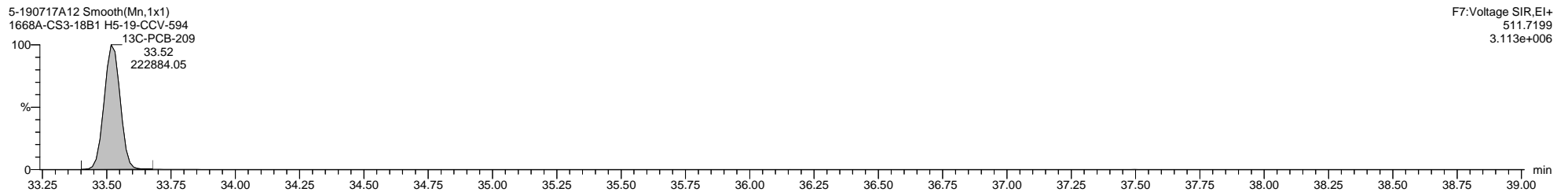
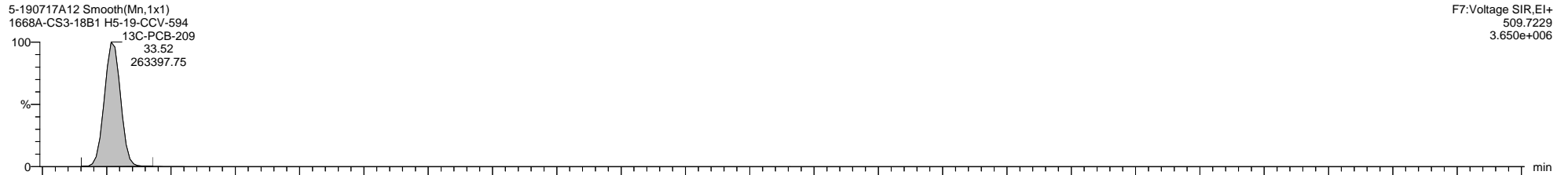
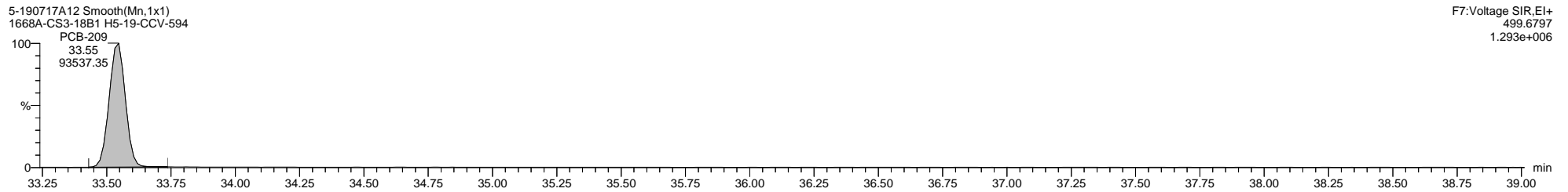
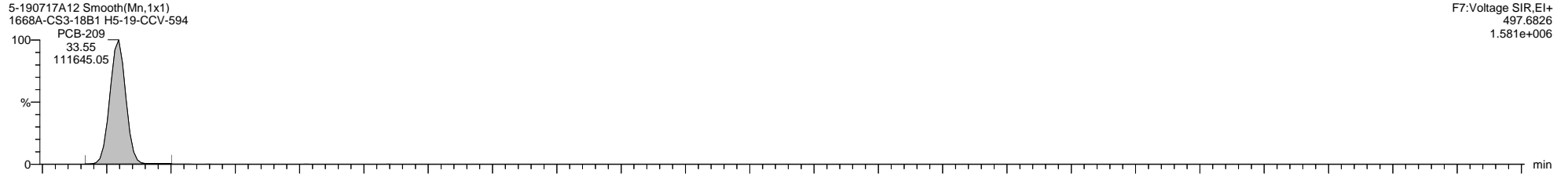
MassLynx MassLynx V4.1 SCN 901

Dataset: \\NABREWS002\Instdata\Organics Instrument\HIGHRES GCMS Completed Results Files\HR-5\190715-190717A-QC.qld

Last Altered: Thursday, July 18, 2019 11:19:26 Eastern Daylight Time

Printed: Friday, September 06, 2019 18:05:11 Eastern Daylight Time

Name: 5-190717A12, Date: 17-Jul-2019, Time: 18:33:01, ID: H5-19-CCV-594, Description: 1668A-CS3-18B1, Vial: Tray1:1



Quantify Sample Template Report

MassLynx MassLynx V4.1 SCN 901

Dataset: \\NABREWS002\Instdata\Organics Instrument\HIGHRES GCMS Completed Results Files\HR-5\190715-190717A-QC.qld

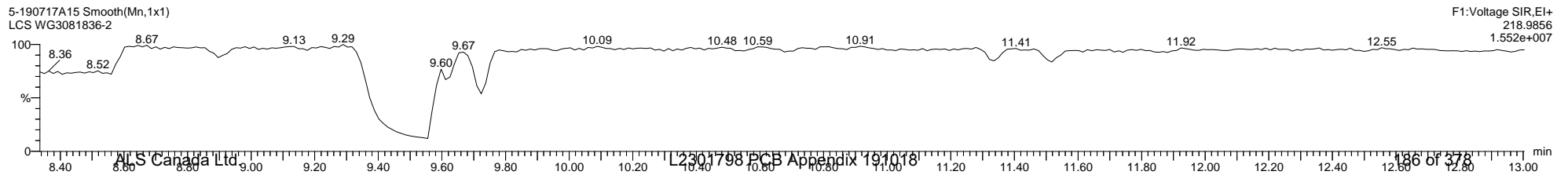
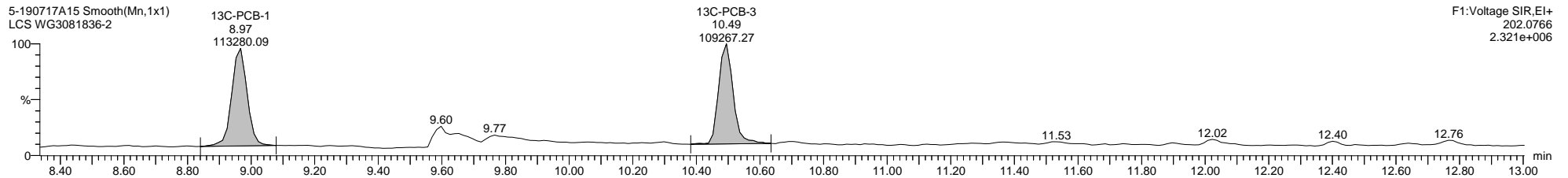
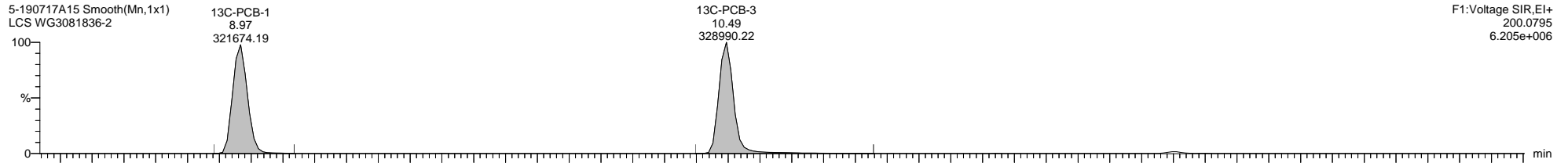
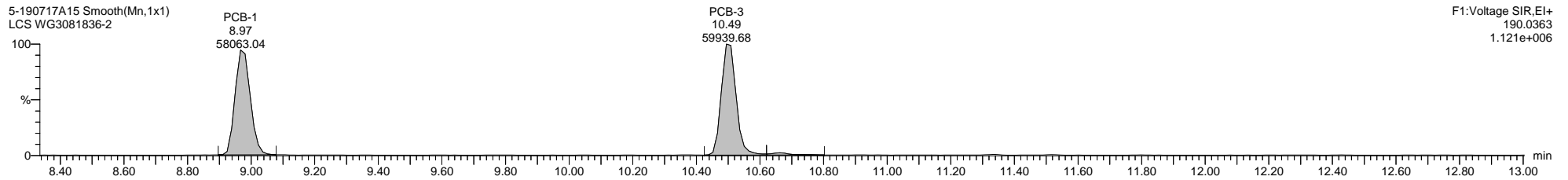
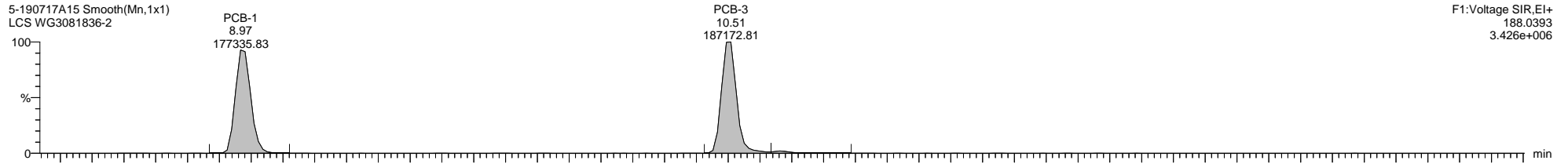
Last Altered: Thursday, July 18, 2019 11:19:26 Eastern Daylight Time

Printed: Friday, September 06, 2019 18:05:11 Eastern Daylight Time

Method: C:\MassLynx\PCB.PRO\MethDB\1668-OCTYL-1-ICAL.mdb 26 Jun 2019 11:23:43

Calibration: C:\MassLynx\PCB.PRO\CurveDB\5-190502B-ICAL.cdb 03 May 2019 08:59:50

Name: 5-190717A15, Date: 17-Jul-2019, Time: 20:49:32, ID: WG3081836-2, Description: LCS, Vial: Tray1:13



Quantify Sample Template Report

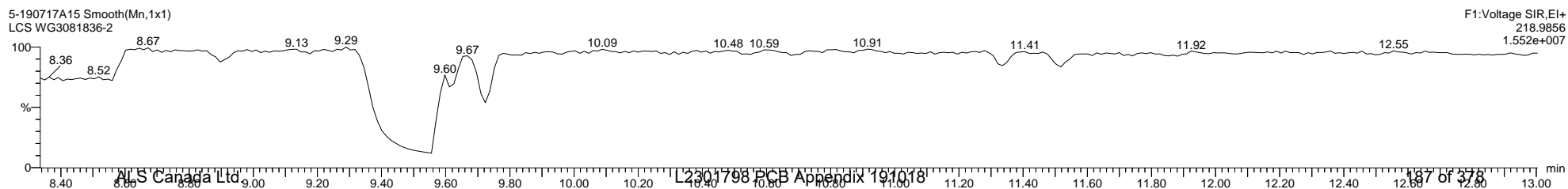
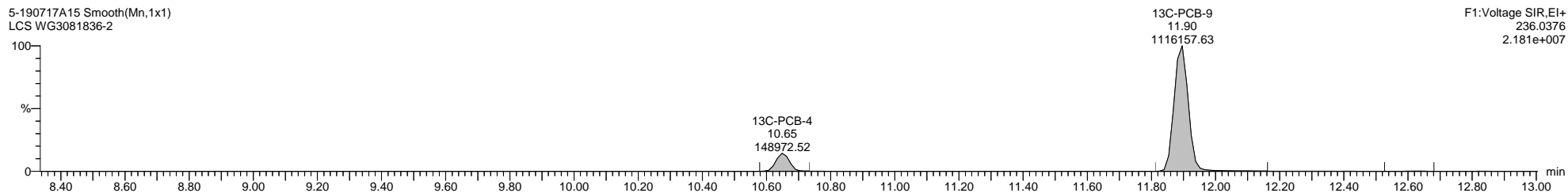
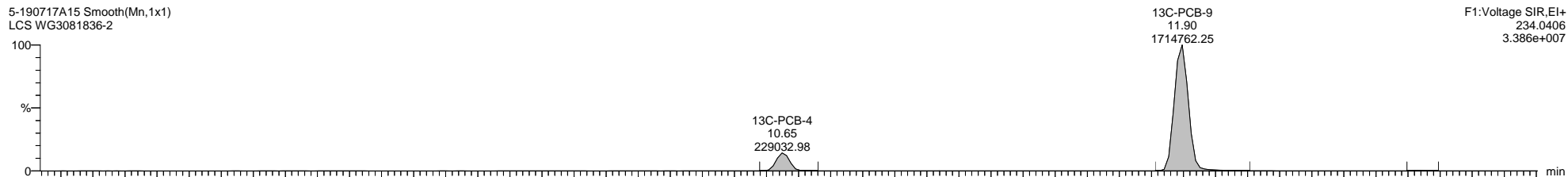
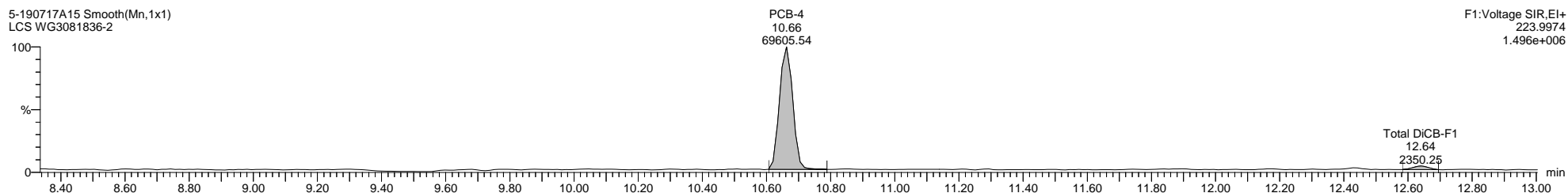
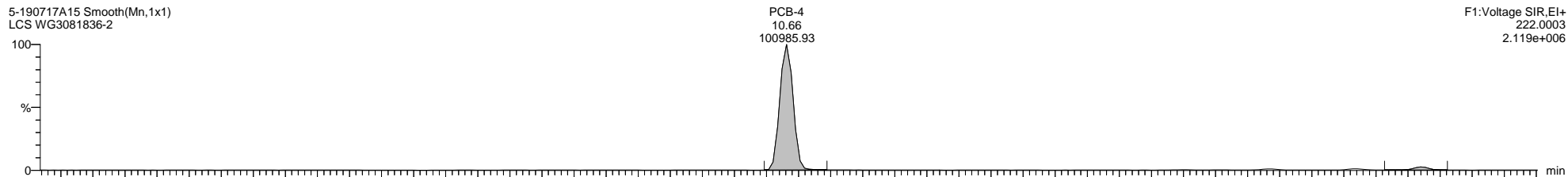
MassLynx MassLynx V4.1 SCN 901

Dataset: \\NABREWS002\Instdata\Organics Instrument\HIGHRES GCMS Completed Results Files\HR-5\190715-190717A-QC.qld

Last Altered: Thursday, July 18, 2019 11:19:26 Eastern Daylight Time

Printed: Friday, September 06, 2019 18:05:11 Eastern Daylight Time

Name: 5-190717A15, Date: 17-Jul-2019, Time: 20:49:32, ID: WG3081836-2, Description: LCS, Vial: Tray1:13



Quantify Sample Template Report

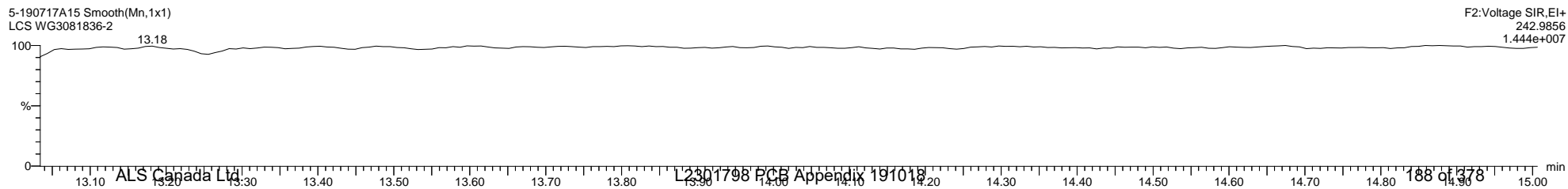
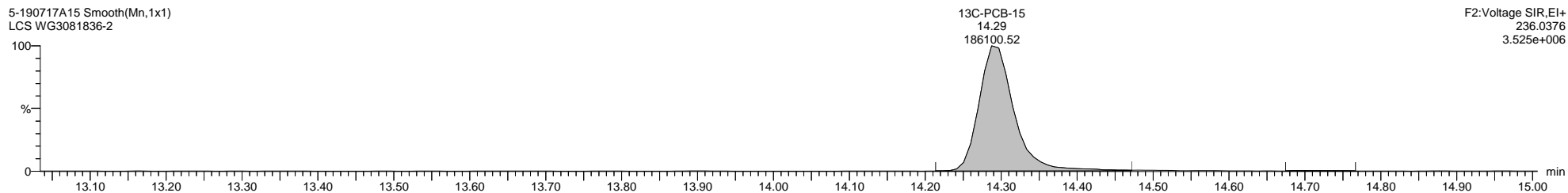

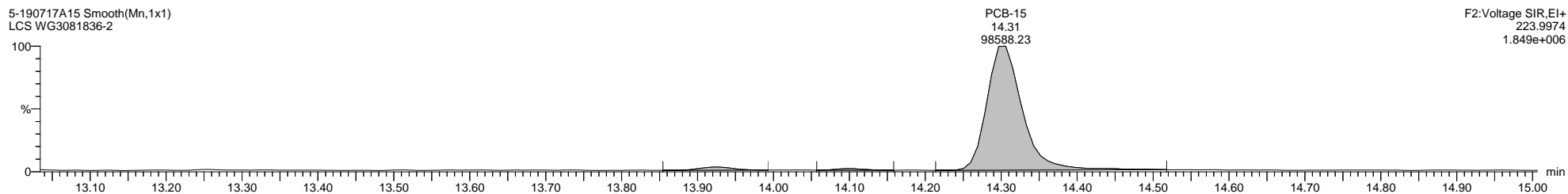

MassLynx MassLynx V4.1 SCN 901

Dataset: \\NABREWS002\Instdata\Organics Instrument\HIGHRES GCMS Completed Results Files\HR-5\190715-190717A-QC.qld

Last Altered: Thursday, July 18, 2019 11:19:26 Eastern Daylight Time

Printed: Friday, September 06, 2019 18:05:11 Eastern Daylight Time

Name: 5-190717A15, Date: 17-Jul-2019, Time: 20:49:32, ID: WG3081836-2, Description: LCS, Vial: Tray1:13





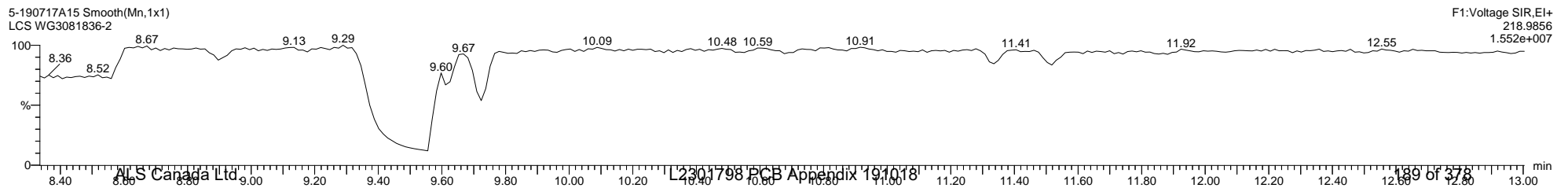
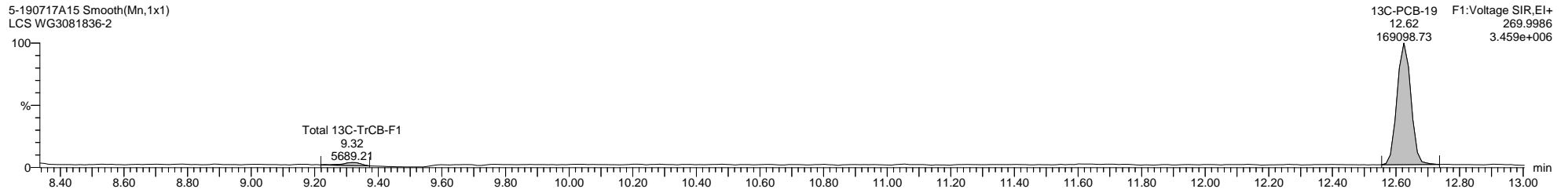

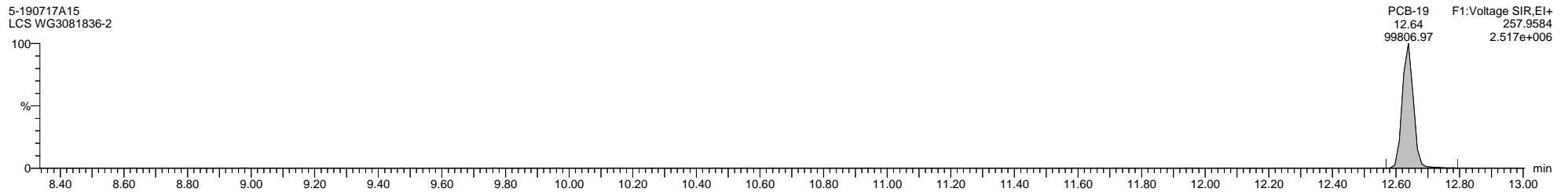

Quantify Sample Template Report MassLynx MassLynx V4.1 SCN 901

Dataset: \\NABREWS002\Instdata\Organics Instrument\HIGHRES GCMS Completed Results Files\HR-5\190715-190717A-QC.qld

Last Altered: Thursday, July 18, 2019 11:19:26 Eastern Daylight Time

Printed: Friday, September 06, 2019 18:05:11 Eastern Daylight Time

Name: 5-190717A15, Date: 17-Jul-2019, Time: 20:49:32, ID: WG3081836-2, Description: LCS, Vial: Tray1:13



Quantify Sample Template Report


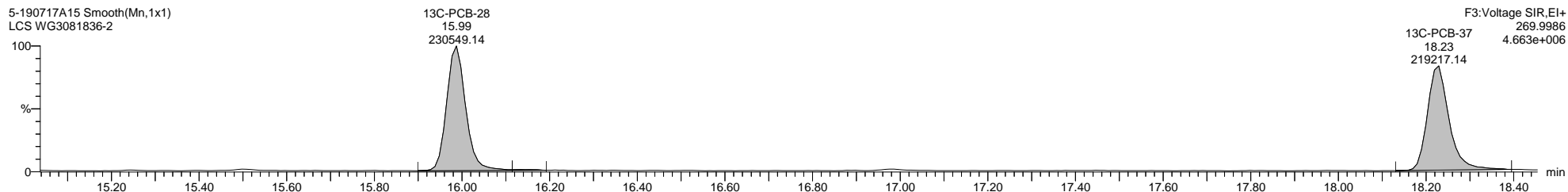

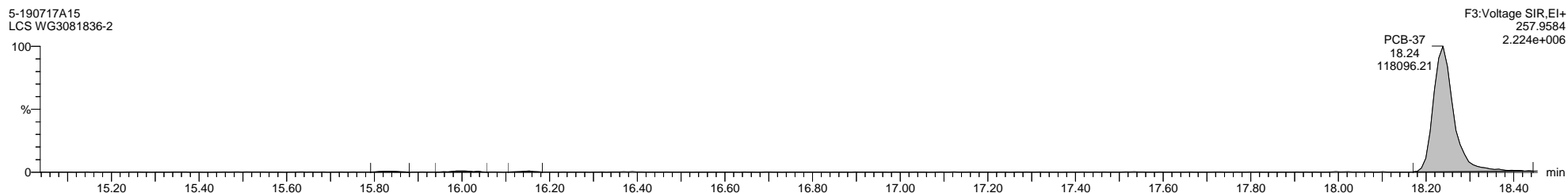

MassLynx MassLynx V4.1 SCN 901

Dataset: \\NABREWS002\Instdata\Organics Instrument\HIGHRES GCMS Completed Results Files\HR-5\190715-190717A-QC.qld

Last Altered: Thursday, July 18, 2019 11:19:26 Eastern Daylight Time

Printed: Friday, September 06, 2019 18:05:11 Eastern Daylight Time

Name: 5-190717A15, Date: 17-Jul-2019, Time: 20:49:32, ID: WG3081836-2, Description: LCS, Vial: Tray1:13



Quantify Sample Template Report

MassLynx MassLynx V4.1 SCN 901


Dataset: \\NABREWS002\Instdata\Organics Instrument\HIGHRES GCMS Completed Results Files\HR-5\190715-190717A-QC.qld

Last Altered: Thursday, July 18, 2019 11:19:26 Eastern Daylight Time

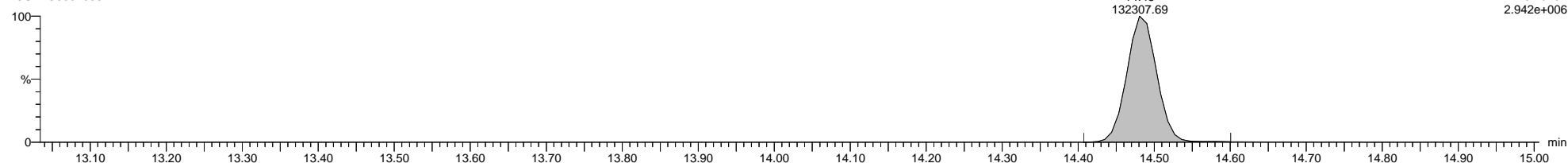
Printed: Friday, September 06, 2019 18:05:11 Eastern Daylight Time

Name: 5-190717A15, Date: 17-Jul-2019, Time: 20:49:32, ID: WG3081836-2, Description: LCS, Vial: Tray1:13


5-190717A15 Smooth(Mn,1x1)  
LCS WG3081836-2



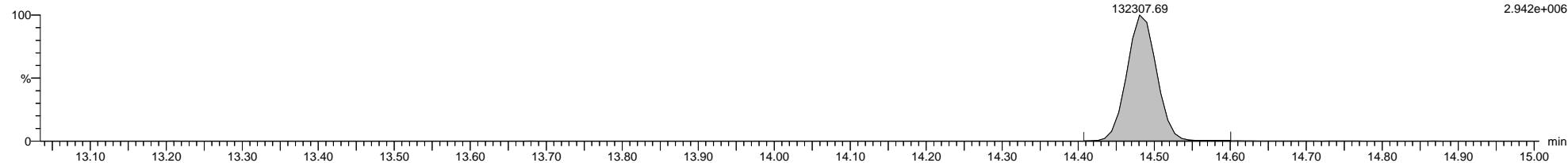
5-190717A15 Smooth(Mn,1x1)  
LCS WG3081836-2




5-190717A15 Smooth(Mn,1x1)  
LCS WG3081836-2



5-190717A15 Smooth(Mn,1x1)  
LCS WG3081836-2



5-190717A15 Smooth(Mn,1x1)  
LCS WG3081836-2

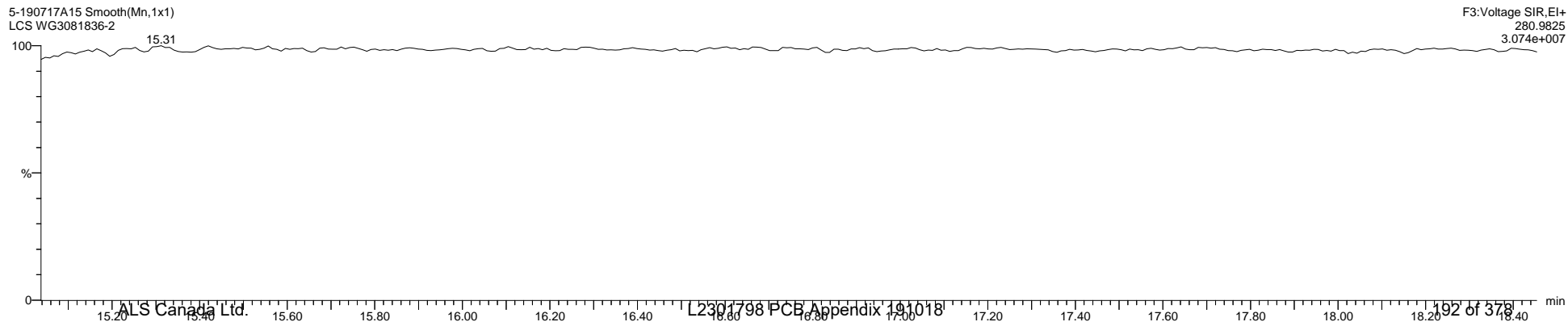
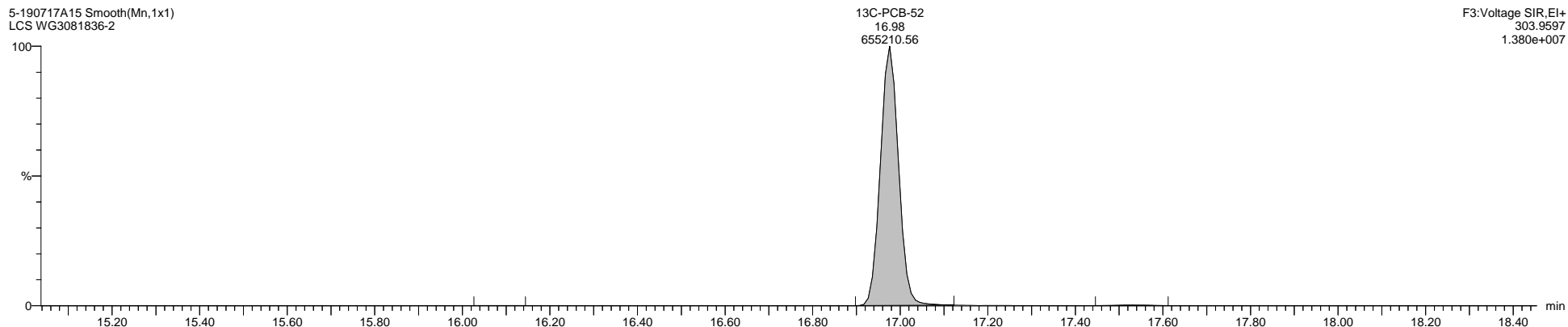
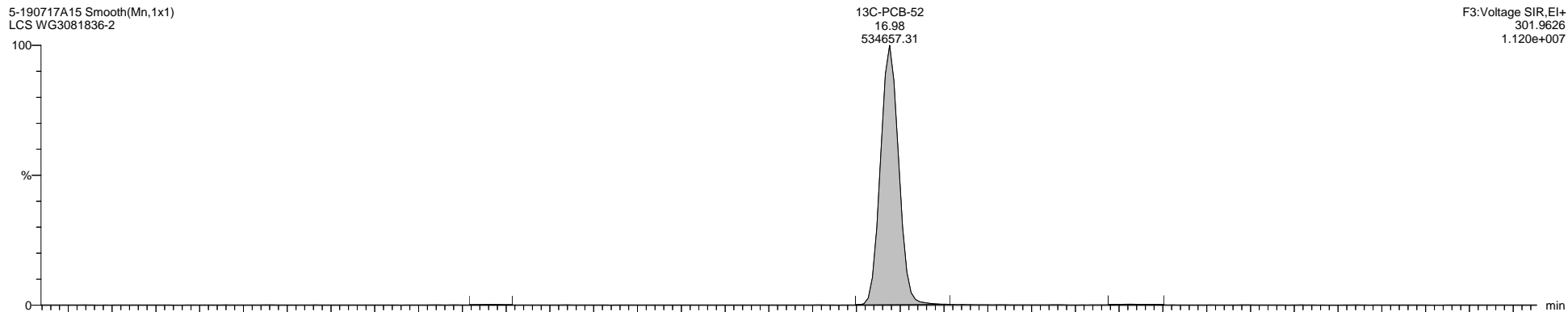


Quantify Sample Template Report MassLynx MassLynx V4.1 SCN 901

Dataset: \\NABREWS002\Instdata\Organics Instrument\HIGHRES GCMS Completed Results Files\HR-5\190715-190717A-QC.qld

Last Altered: Thursday, July 18, 2019 11:19:26 Eastern Daylight Time  
Printed: Friday, September 06, 2019 18:05:11 Eastern Daylight Time

Name: 5-190717A15, Date: 17-Jul-2019, Time: 20:49:32, ID: WG3081836-2, Description: LCS, Vial: Tray1:13



Quantify Sample Template Report

MassLynx MassLynx V4.1 SCN 901


Dataset: \\NABREWS002\Instdata\Organics Instrument\HIGHRES GCMS Completed Results Files\HR-5\190715-190717A-QC.qld

Last Altered: Thursday, July 18, 2019 11:19:26 Eastern Daylight Time

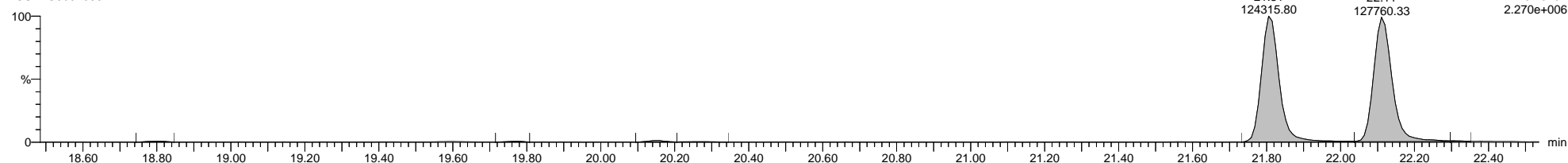
Printed: Friday, September 06, 2019 18:05:11 Eastern Daylight Time

Name: 5-190717A15, Date: 17-Jul-2019, Time: 20:49:32, ID: WG3081836-2, Description: LCS, Vial: Tray1:13


5-190717A15 Smooth(Mn,1x1)  
LCS WG3081836-2



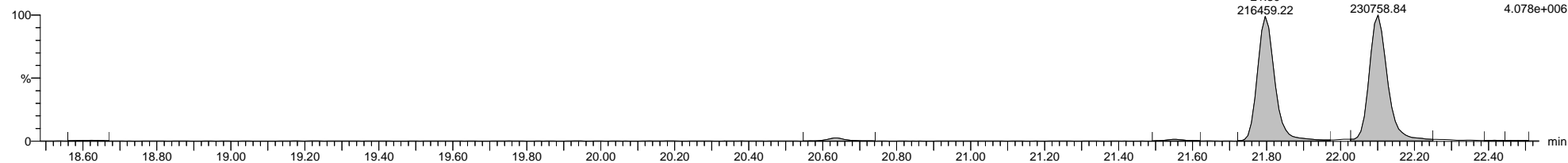
5-190717A15 Smooth(Mn,1x1)  
LCS WG3081836-2



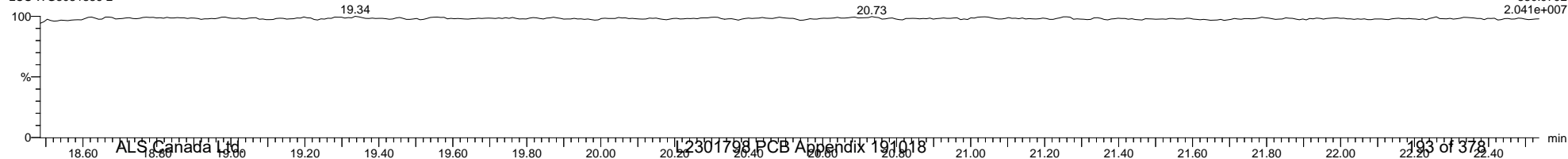
5-190717A15 Smooth(Mn,1x1)  
LCS WG3081836-2



5-190717A15 Smooth(Mn,1x1)  
LCS WG3081836-2



5-190717A15 Smooth(Mn,1x1)  
LCS WG3081836-2




Dataset: \\NABREWS002\Instdata\Organics Instrument\HIGHRES GCMS Completed Results Files\HR-5\190715-190717A-QC.qld

Last Altered: Thursday, July 18, 2019 11:19:26 Eastern Daylight Time

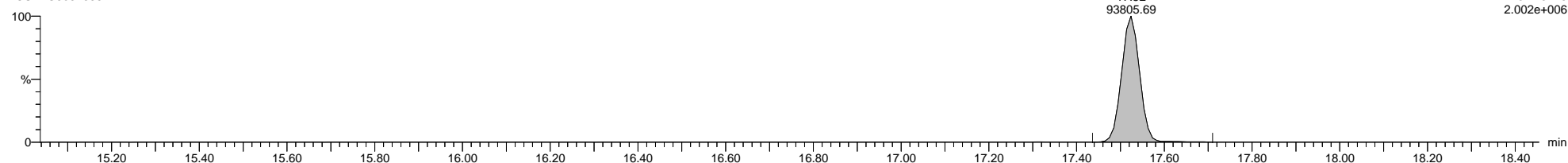
Printed: Friday, September 06, 2019 18:05:11 Eastern Daylight Time

Name: 5-190717A15, Date: 17-Jul-2019, Time: 20:49:32, ID: WG3081836-2, Description: LCS, Vial: Tray1:13


5-190717A15 Smooth(Mn,1x1)  
LCS WG3081836-2



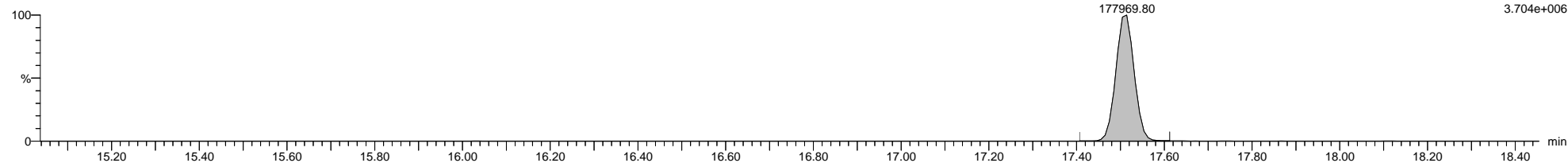
5-190717A15 Smooth(Mn,1x1)  
LCS WG3081836-2



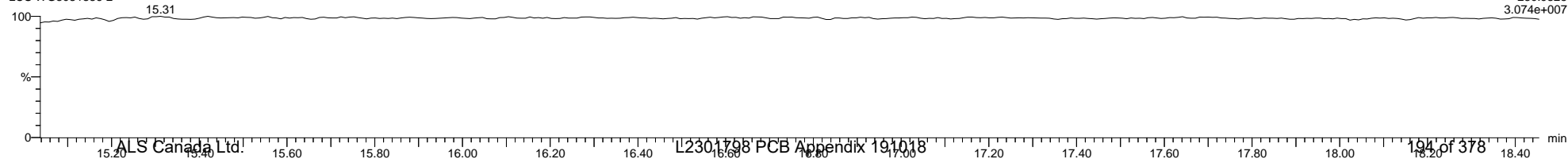
5-190717A15 Smooth(Mn,1x1)  
LCS WG3081836-2



5-190717A15 Smooth(Mn,1x1)  
LCS WG3081836-2



5-190717A15 Smooth(Mn,1x1)  
LCS WG3081836-2



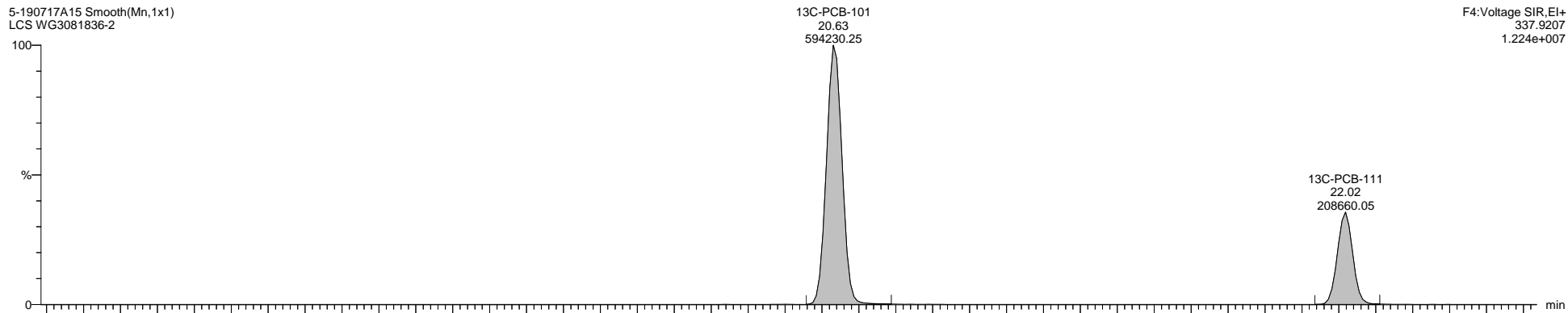
Dataset: \\NABREWS002\Instdata\Organics Instrument\HIGHRES GCMS Completed Results Files\HR-5\190715-190717A-QC.qld

Last Altered: Thursday, July 18, 2019 11:19:26 Eastern Daylight Time

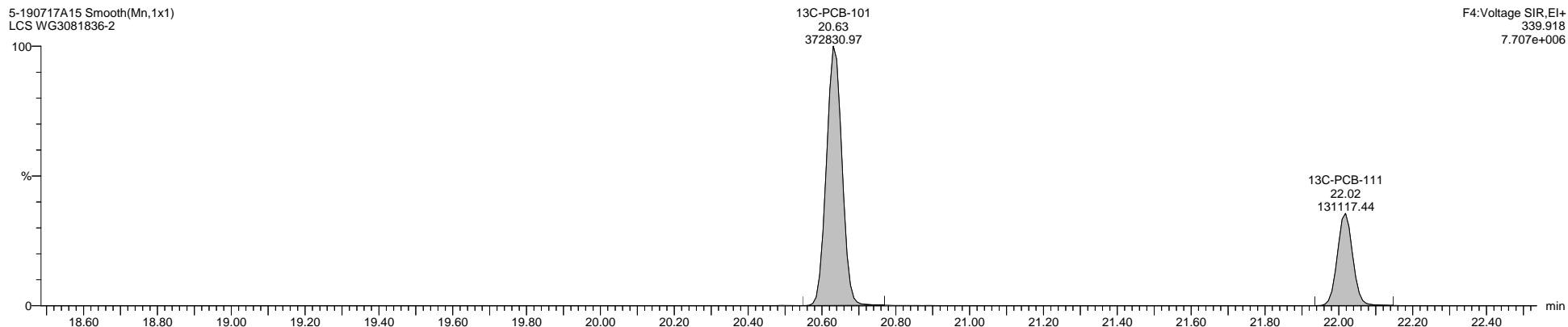
Printed: Friday, September 06, 2019 18:05:11 Eastern Daylight Time

Name: 5-190717A15, Date: 17-Jul-2019, Time: 20:49:32, ID: WG3081836-2, Description: LCS, Vial: Tray1:13

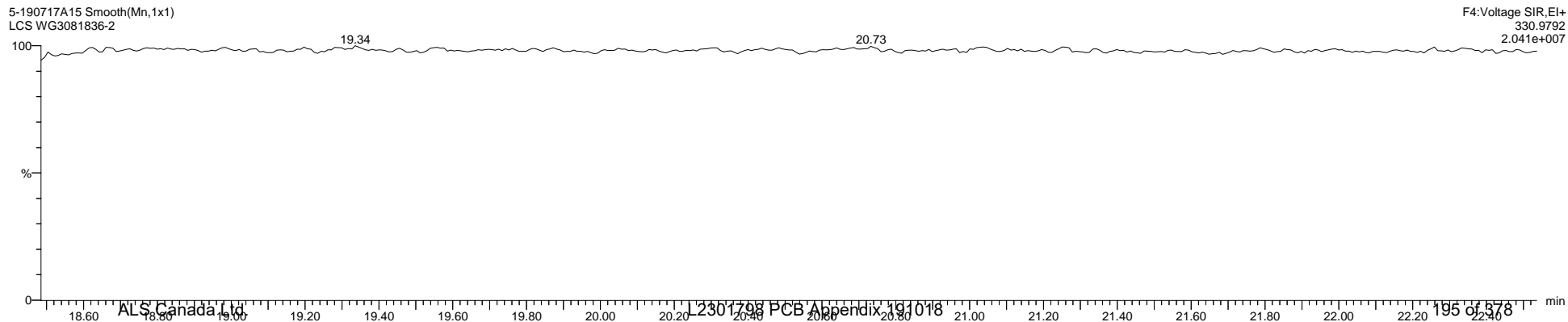
5-190717A15 Smooth(Mn,1x1)  
LCS WG3081836-2



5-190717A15 Smooth(Mn,1x1)  
LCS WG3081836-2



5-190717A15 Smooth(Mn,1x1)  
LCS WG3081836-2



Quantify Sample Template Report

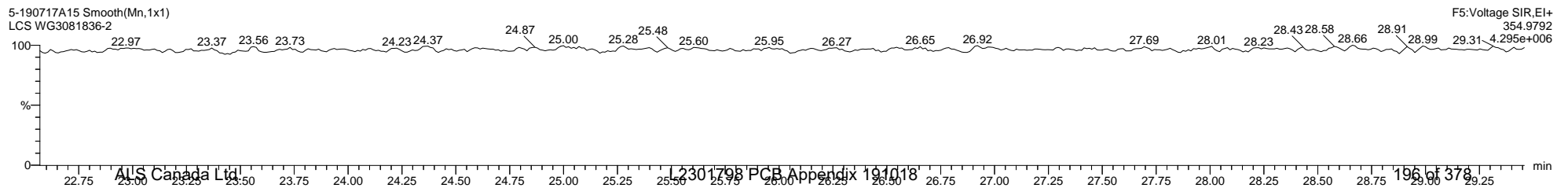
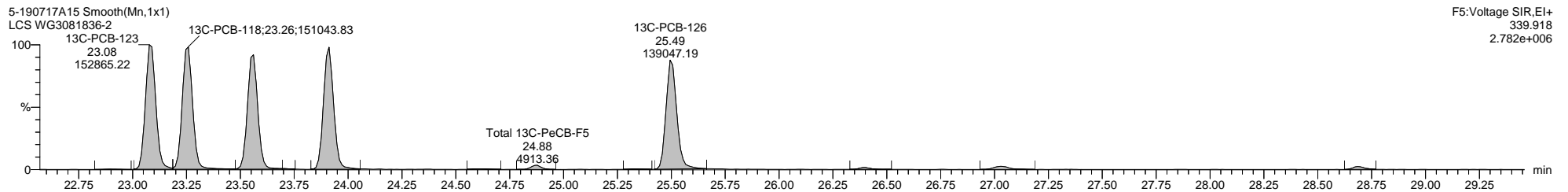
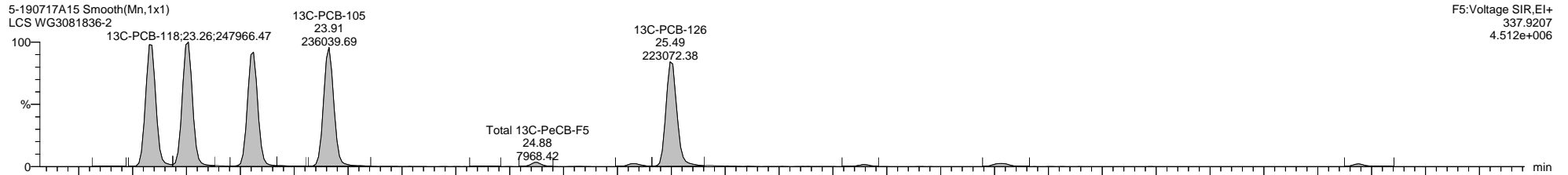
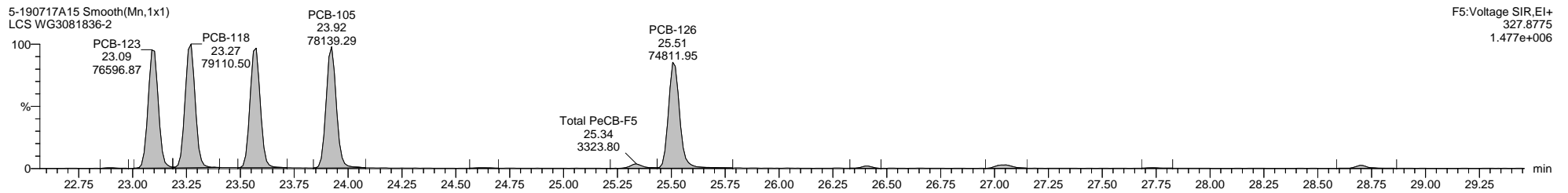
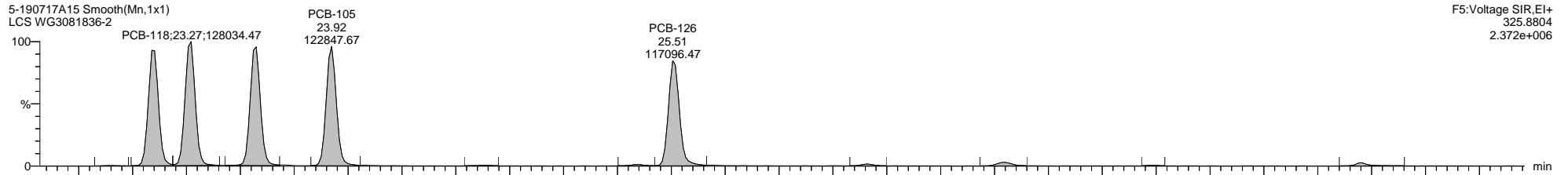
MassLynx MassLynx V4.1 SCN 901

Dataset: \\NABREWS002\Instdata\Organics Instrument\HIGHRES GCMS Completed Results Files\HR-5\190715-190717A-QC.qld

Last Altered: Thursday, July 18, 2019 11:19:26 Eastern Daylight Time

Printed: Friday, September 06, 2019 18:05:11 Eastern Daylight Time

Name: 5-190717A15, Date: 17-Jul-2019, Time: 20:49:32, ID: WG3081836-2, Description: LCS, Vial: Tray1:13





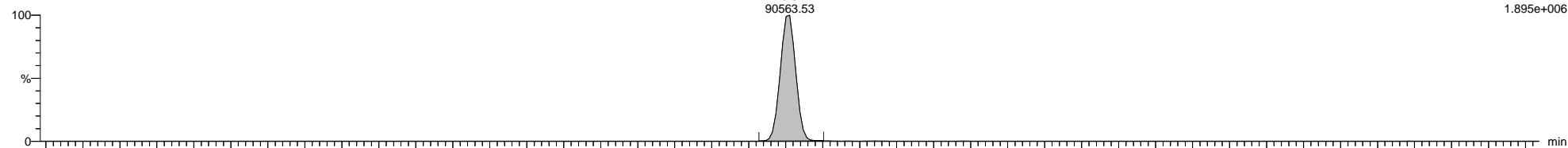
Dataset: \\NABREWS002\Instdata\Organics Instrument\HIGHRES GCMS Completed Results Files\HR-5\190715-190717A-QC.qld

Last Altered: Thursday, July 18, 2019 11:19:26 Eastern Daylight Time

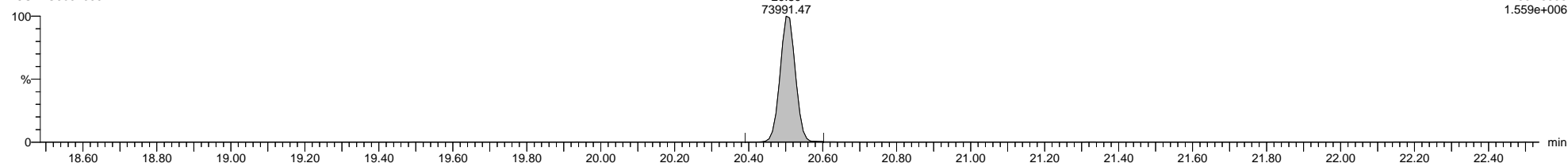
Printed: Friday, September 06, 2019 18:05:11 Eastern Daylight Time

Name: 5-190717A15, Date: 17-Jul-2019, Time: 20:49:32, ID: WG3081836-2, Description: LCS, Vial: Tray1:13

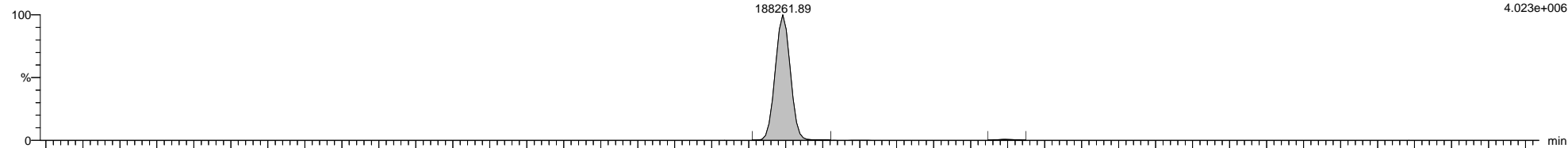
5-190717A15 Smooth(Mn,1x1)  
LCS WG3081836-2



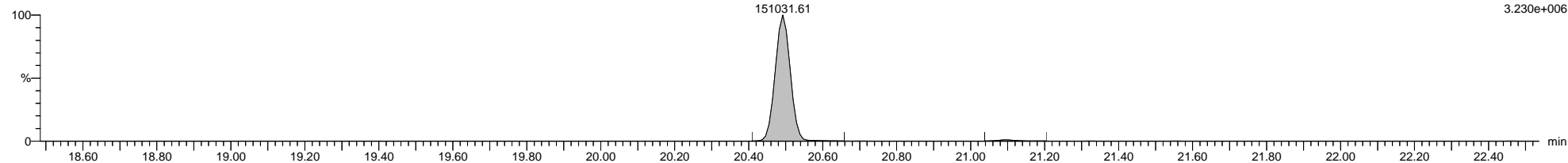
5-190717A15 Smooth(Mn,1x1)  
LCS WG3081836-2



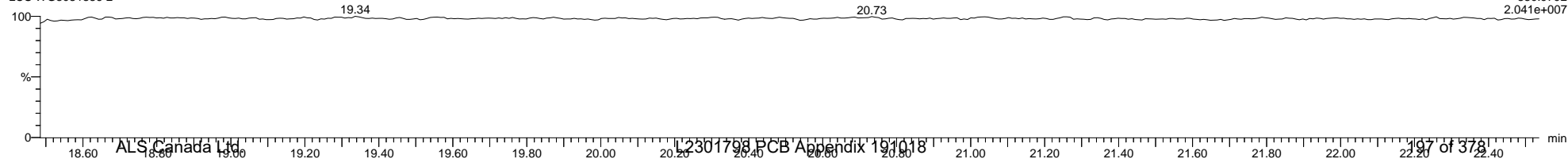
5-190717A15 Smooth(Mn,1x1)  
LCS WG3081836-2



5-190717A15 Smooth(Mn,1x1)  
LCS WG3081836-2



5-190717A15 Smooth(Mn,1x1)  
LCS WG3081836-2

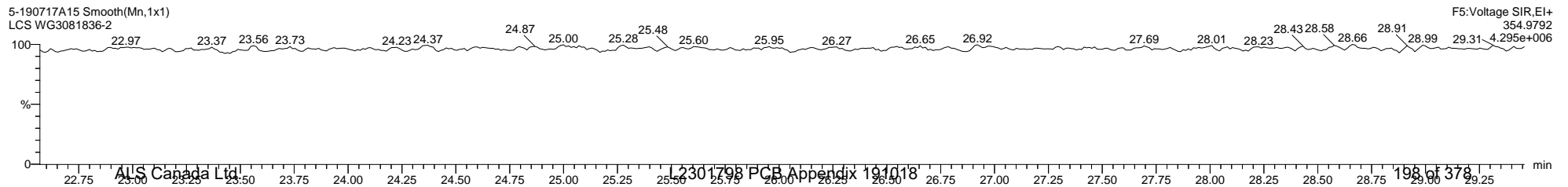
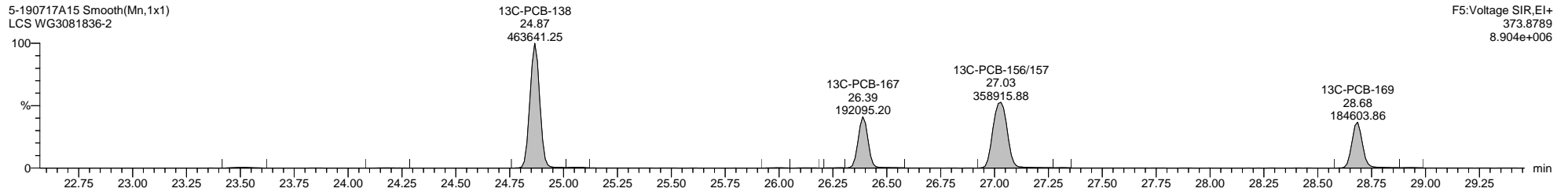
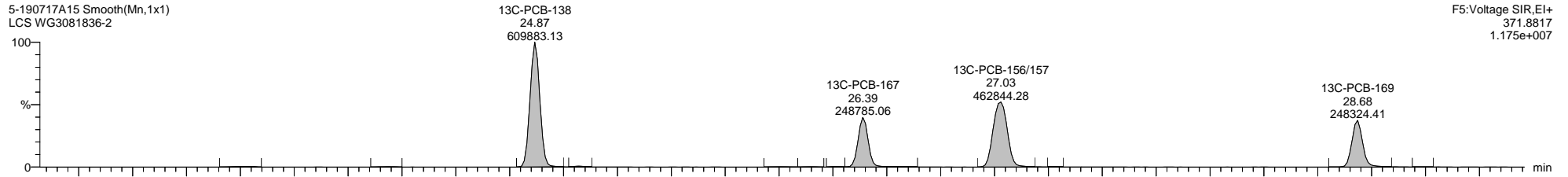
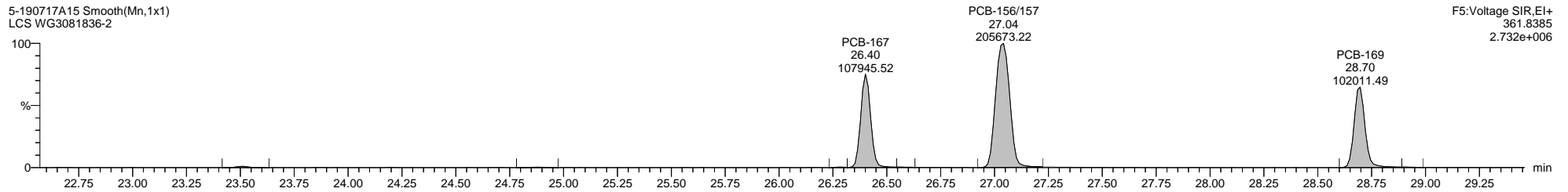
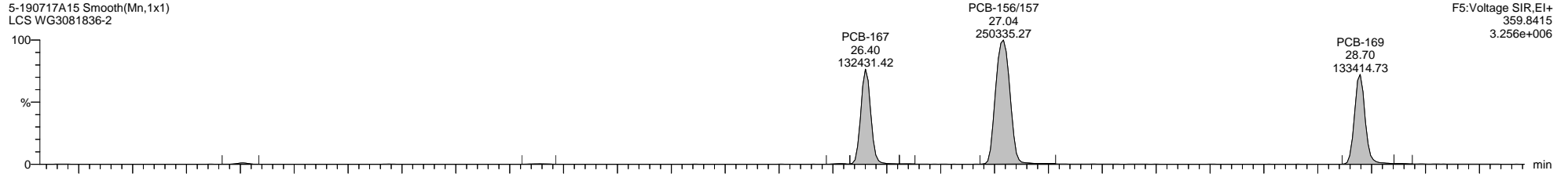


Dataset: \\NABREWS002\Instdata\Organics Instrument\HIGHRES GCMS Completed Results Files\HR-5\190715-190717A-QC.qld

Last Altered: Thursday, July 18, 2019 11:19:26 Eastern Daylight Time

Printed: Friday, September 06, 2019 18:05:11 Eastern Daylight Time

Name: 5-190717A15, Date: 17-Jul-2019, Time: 20:49:32, ID: WG3081836-2, Description: LCS, Vial: Tray1:13



Quantify Sample Template Report

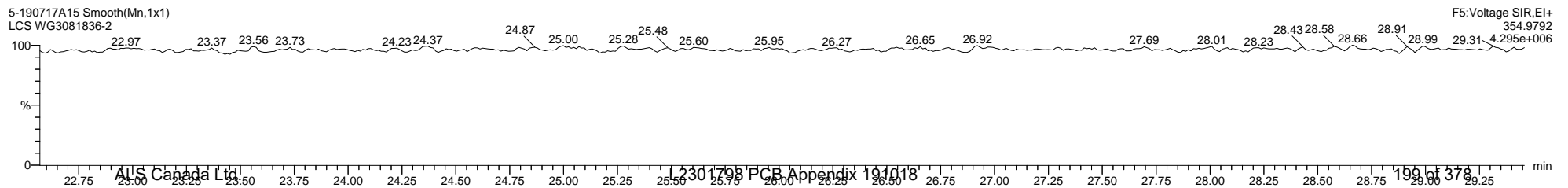
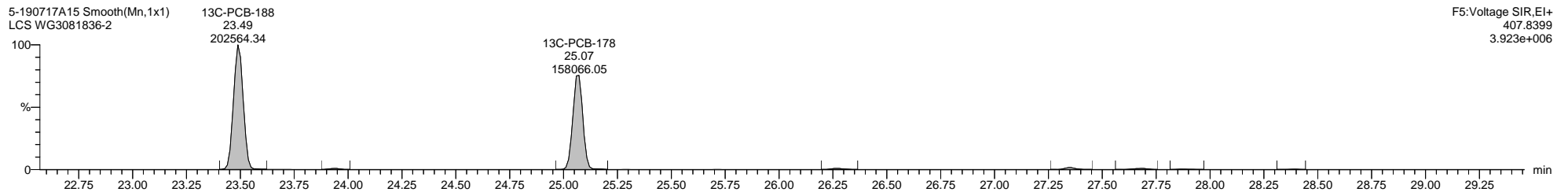
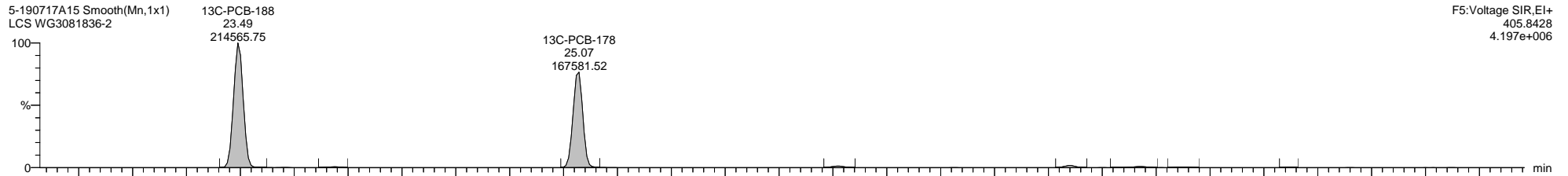
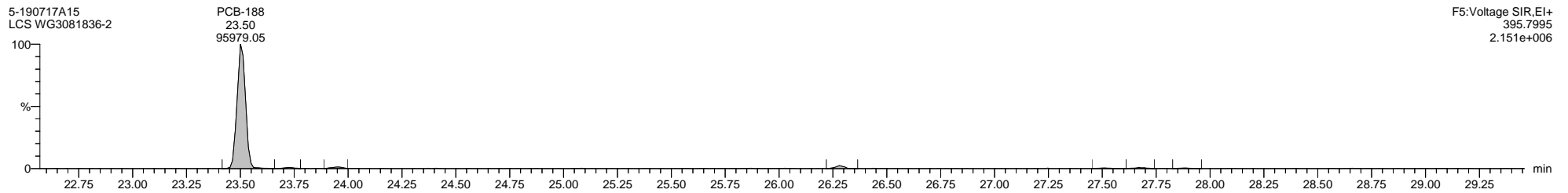
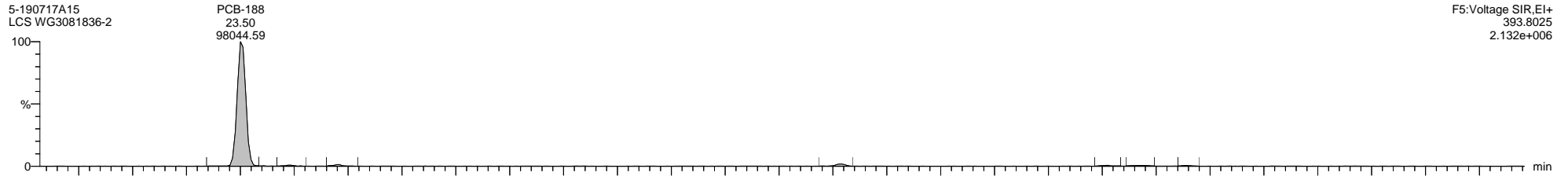
MassLynx MassLynx V4.1 SCN 901

Dataset: \\NABREWS002\Instdata\Organics Instrument\HIGHRES GCMS Completed Results Files\HR-5\190715-190717A-QC.qld

Last Altered: Thursday, July 18, 2019 11:19:26 Eastern Daylight Time

Printed: Friday, September 06, 2019 18:05:11 Eastern Daylight Time

Name: 5-190717A15, Date: 17-Jul-2019, Time: 20:49:32, ID: WG3081836-2, Description: LCS, Vial: Tray1:13



Quantify Sample Template Report

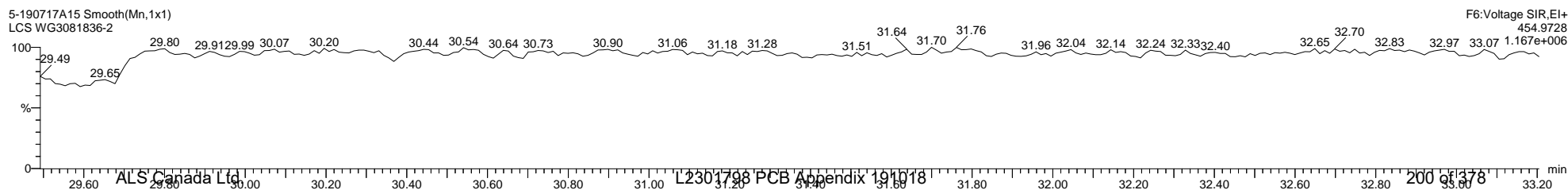
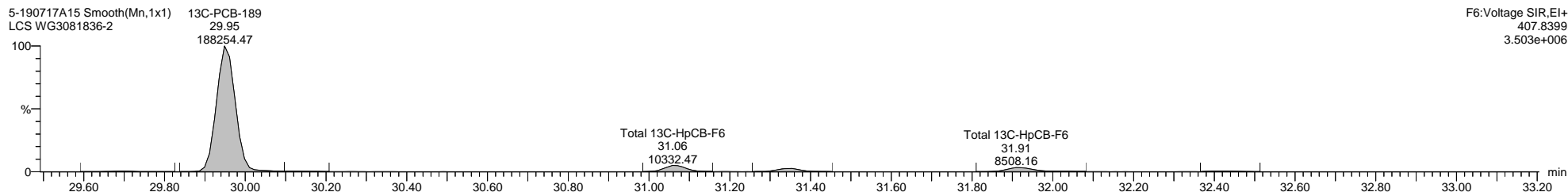
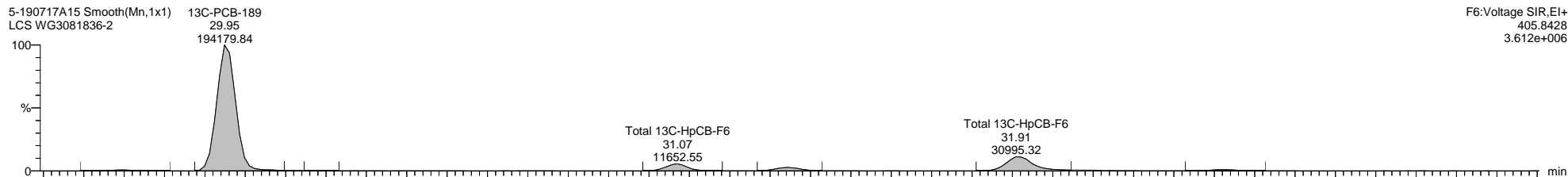
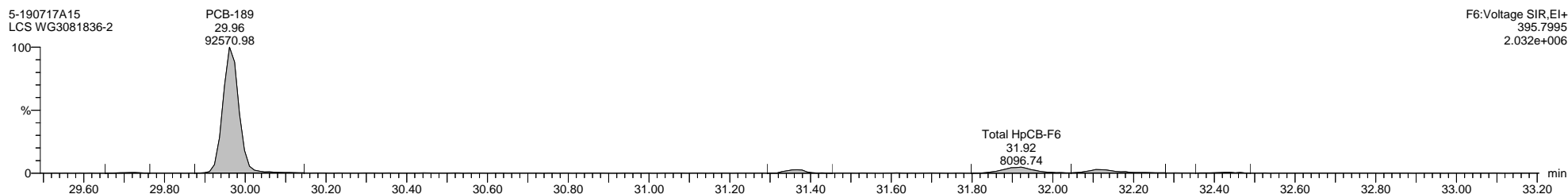

MassLynx MassLynx V4.1 SCN 901

Dataset: \\NABREWS002\Instdata\Organics Instrument\HIGHRES GCMS Completed Results Files\HR-5\190715-190717A-QC.qld

Last Altered: Thursday, July 18, 2019 11:19:26 Eastern Daylight Time

Printed: Friday, September 06, 2019 18:05:11 Eastern Daylight Time

Name: 5-190717A15, Date: 17-Jul-2019, Time: 20:49:32, ID: WG3081836-2, Description: LCS, Vial: Tray1:13

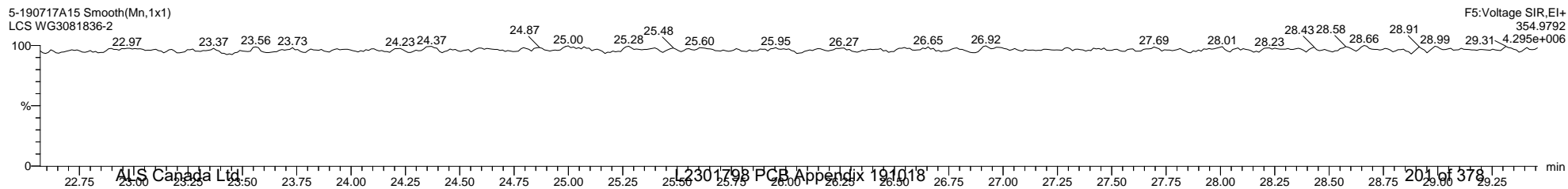
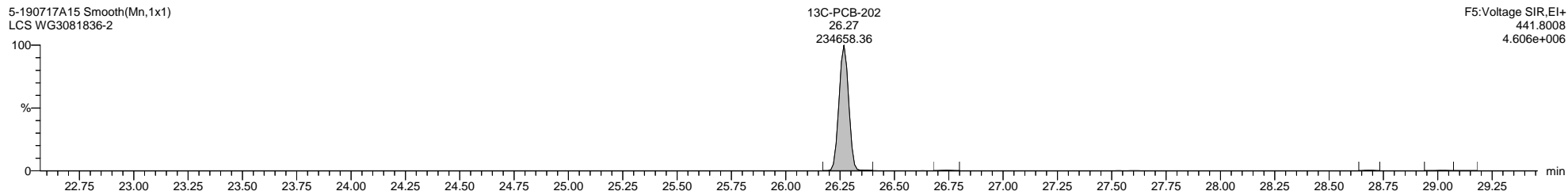
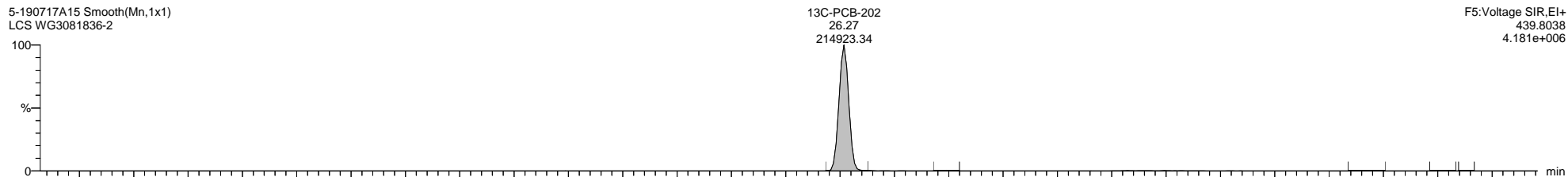
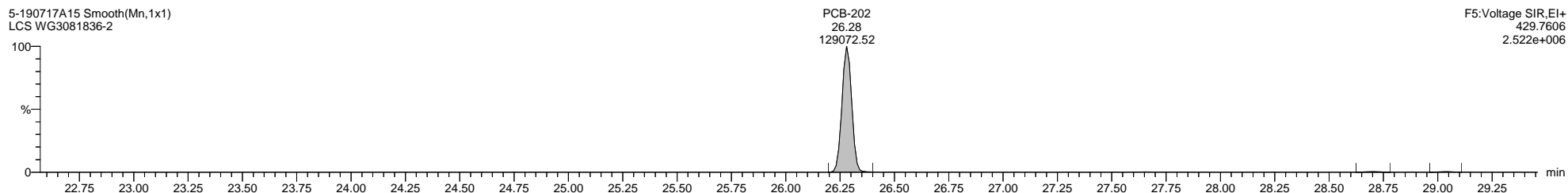
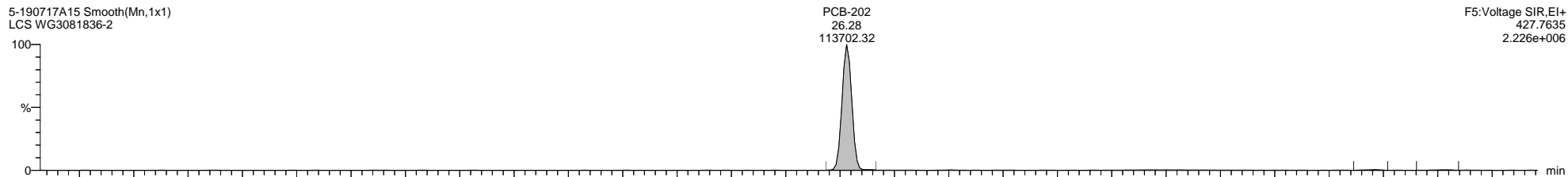


Quantify Sample Template Report MassLynx MassLynx V4.1 SCN 901

Dataset: \\NABREWS002\Instdata\Organics Instrument\HIGHRES GCMS Completed Results Files\HR-5\190715-190717A-QC.qld

Last Altered: Thursday, July 18, 2019 11:19:26 Eastern Daylight Time  
Printed: Friday, September 06, 2019 18:05:11 Eastern Daylight Time

Name: 5-190717A15, Date: 17-Jul-2019, Time: 20:49:32, ID: WG3081836-2, Description: LCS, Vial: Tray1:13

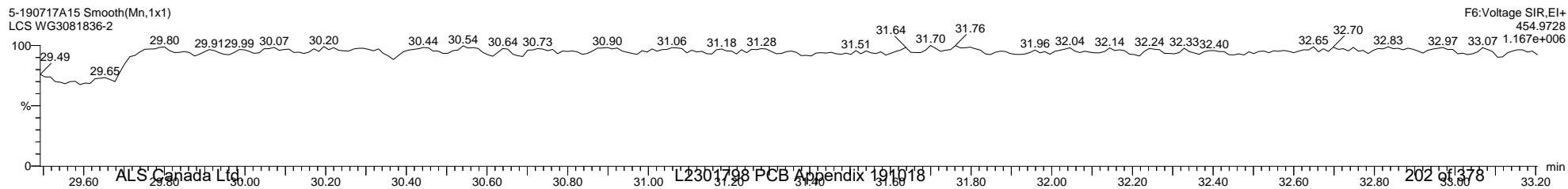
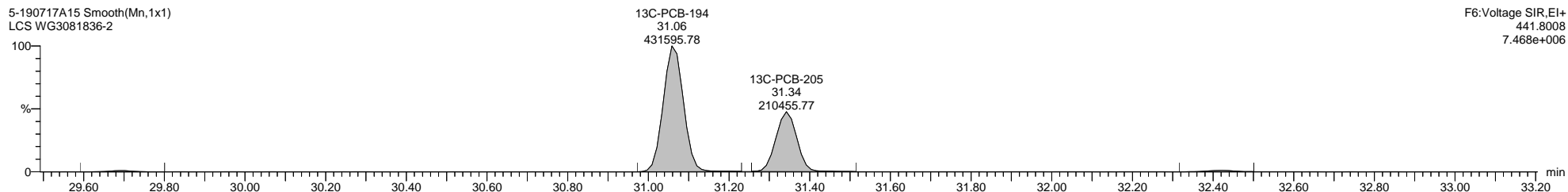
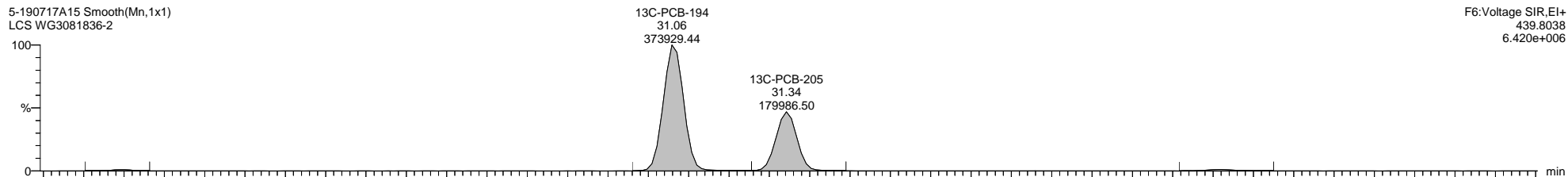
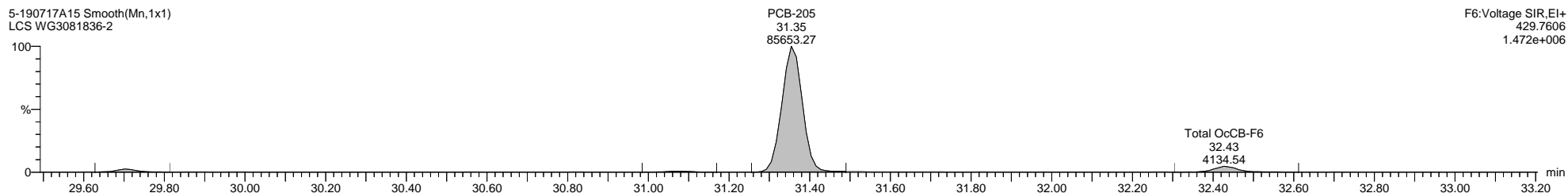
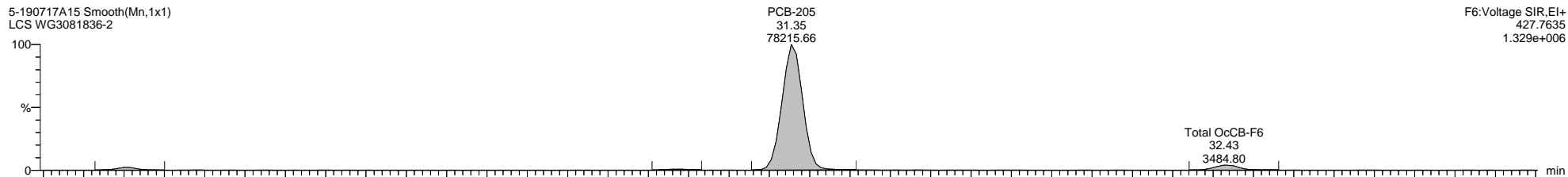


Dataset: \\NABREWS002\Instdata\Organics Instrument\HIGHRES GCMS Completed Results Files\HR-5\190715-190717A-QC.qld

Last Altered: Thursday, July 18, 2019 11:19:26 Eastern Daylight Time

Printed: Friday, September 06, 2019 18:05:11 Eastern Daylight Time

Name: 5-190717A15, Date: 17-Jul-2019, Time: 20:49:32, ID: WG3081836-2, Description: LCS, Vial: Tray1:13



Quantify Sample Template Report

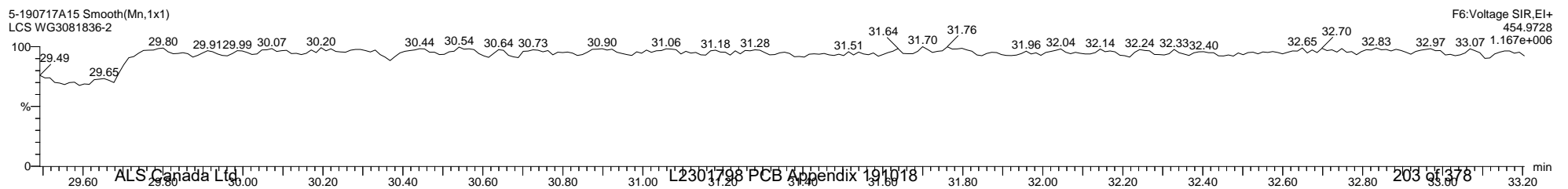
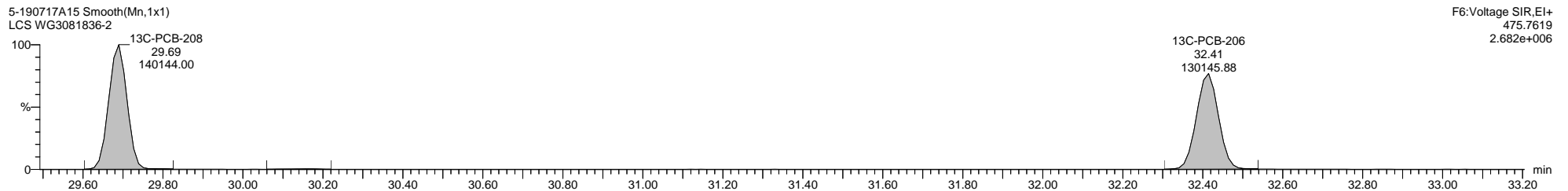

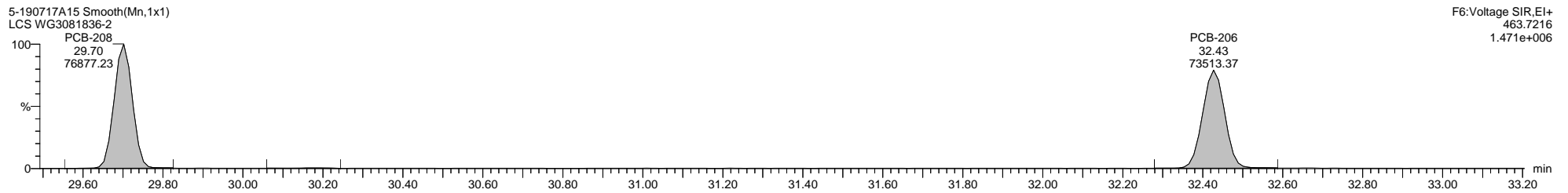

MassLynx MassLynx V4.1 SCN 901

Dataset: \\NABREWS002\Instdata\Organics Instrument\HIGHRES GCMS Completed Results Files\HR-5\190715-190717A-QC.qld

Last Altered: Thursday, July 18, 2019 11:19:26 Eastern Daylight Time

Printed: Friday, September 06, 2019 18:05:11 Eastern Daylight Time

Name: 5-190717A15, Date: 17-Jul-2019, Time: 20:49:32, ID: WG3081836-2, Description: LCS, Vial: Tray1:13



Quantify Sample Template Report

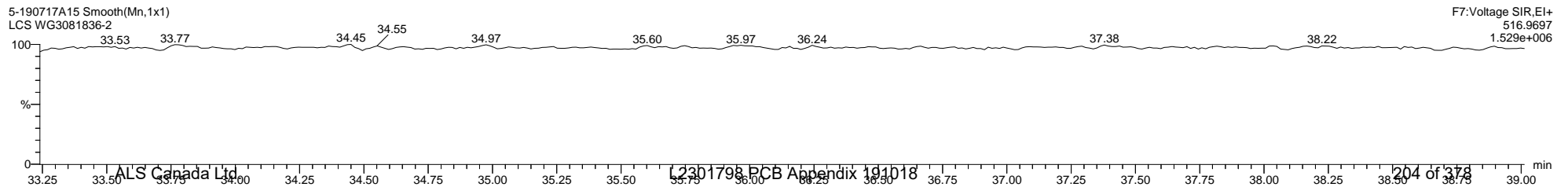
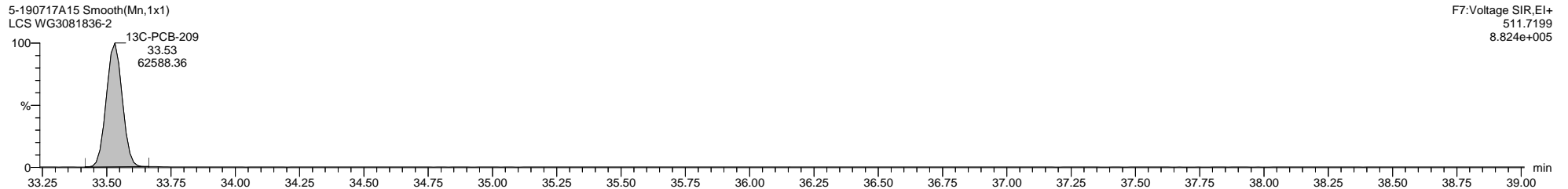
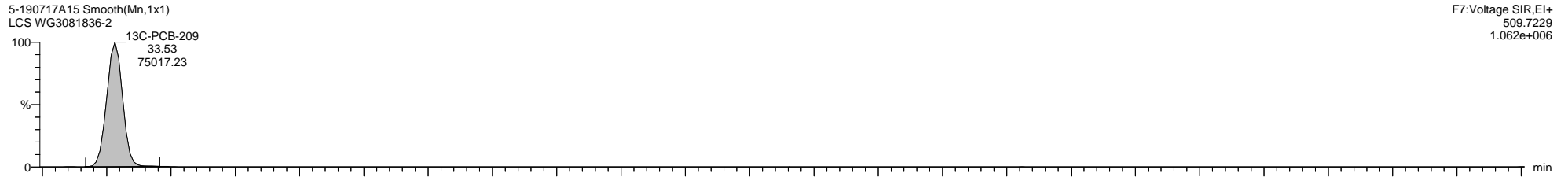
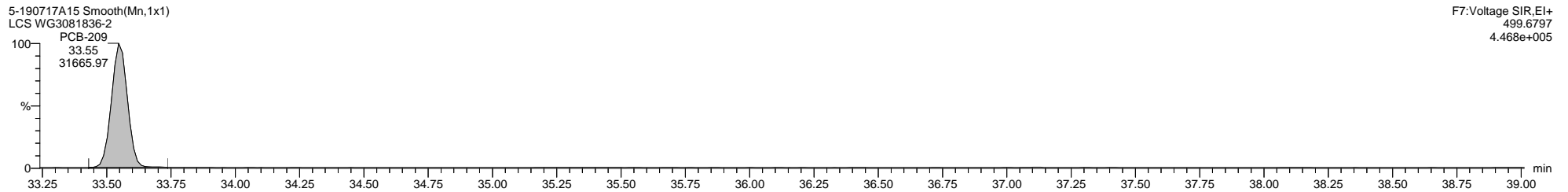
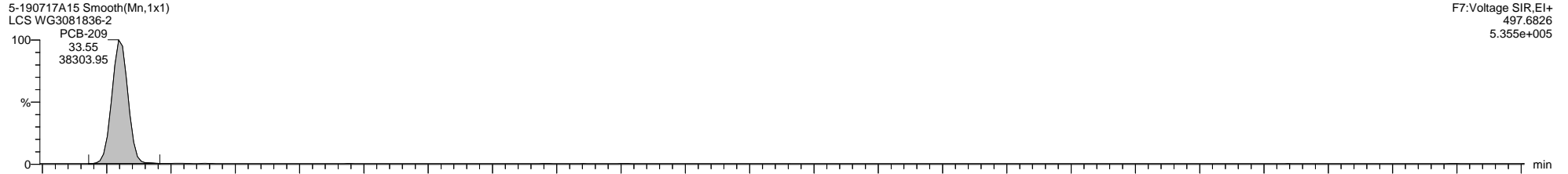
MassLynx MassLynx V4.1 SCN 901

Dataset: \\NABREWS002\Instdata\Organics Instrument\HIGHRES GCMS Completed Results Files\HR-5\190715-190717A-QC.qld

Last Altered: Thursday, July 18, 2019 11:19:26 Eastern Daylight Time

Printed: Friday, September 06, 2019 18:05:11 Eastern Daylight Time

Name: 5-190717A15, Date: 17-Jul-2019, Time: 20:49:32, ID: WG3081836-2, Description: LCS, Vial: Tray1:13





Quantify Sample Template Report

MassLynx MassLynx V4.1 SCN 901

Dataset: \\NABREWS002\Instdata\Organics Instrument\HIGHRES GCMS Completed Results Files\HR-5\190715-190717A-QC.qld

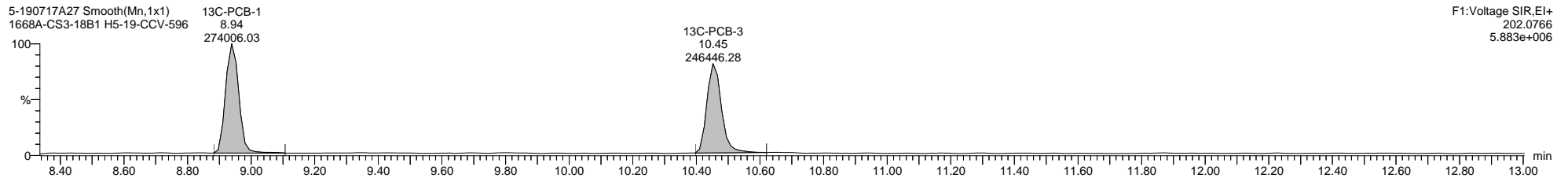
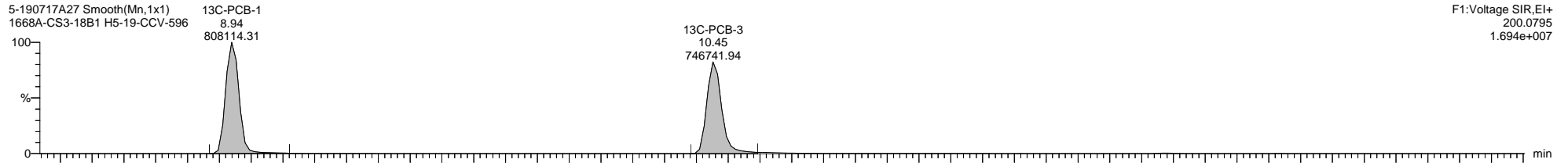
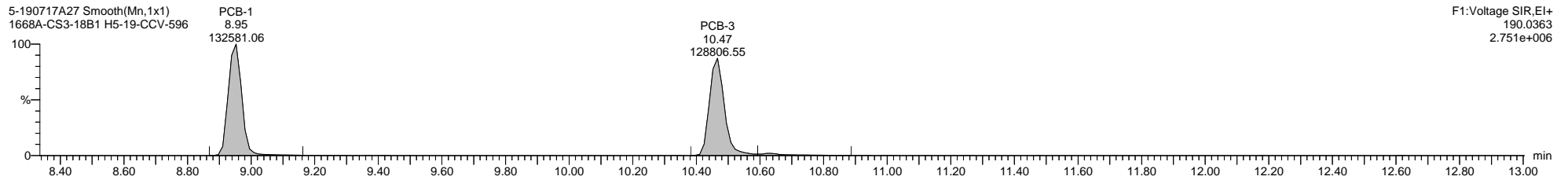
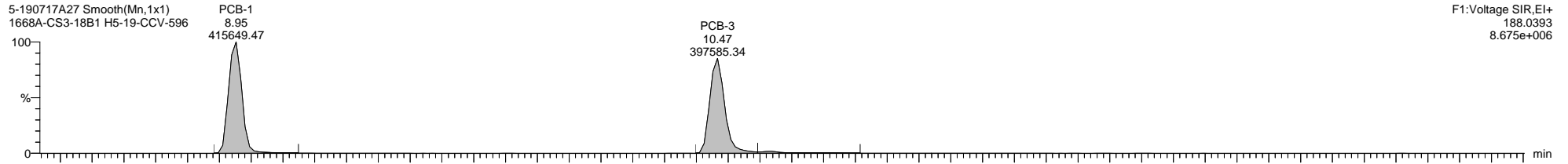
Last Altered: Thursday, July 18, 2019 11:19:26 Eastern Daylight Time

Printed: Friday, September 06, 2019 18:05:11 Eastern Daylight Time

Method: C:\MassLynx\PCB.PRO\MethDB\1668-OCTYL-1-ICAL.mdb 26 Jun 2019 11:23:43

Calibration: C:\MassLynx\PCB.PRO\CurveDB\5-190502B-ICAL.cdb 03 May 2019 08:59:50

Name: 5-190717A27, Date: 18-Jul-2019, Time: 05:14:50, ID: H5-19-CCV-596, Description: 1668A-CS3-18B1, Vial: Tray1:1



Quantify Sample Template Report


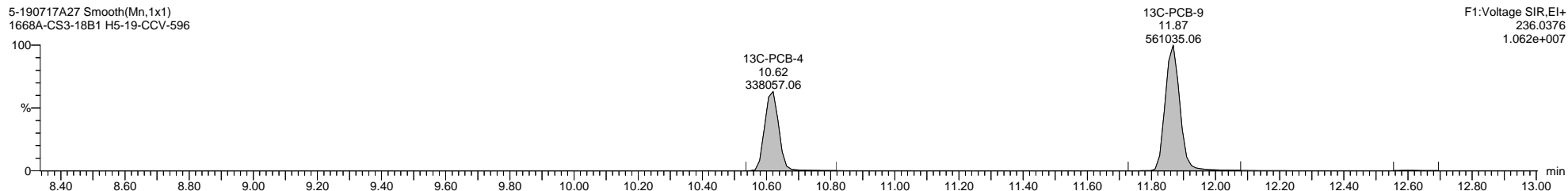
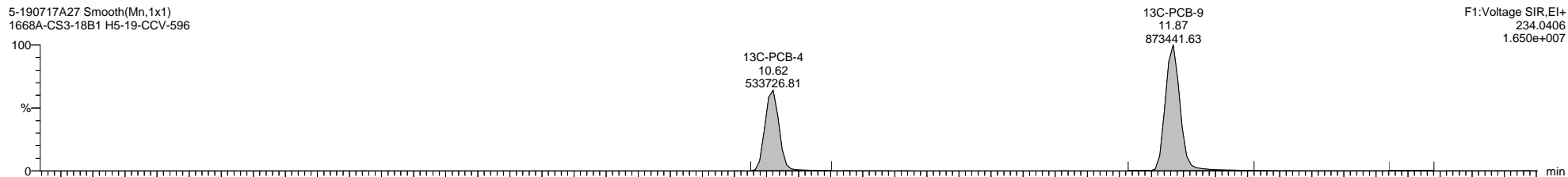
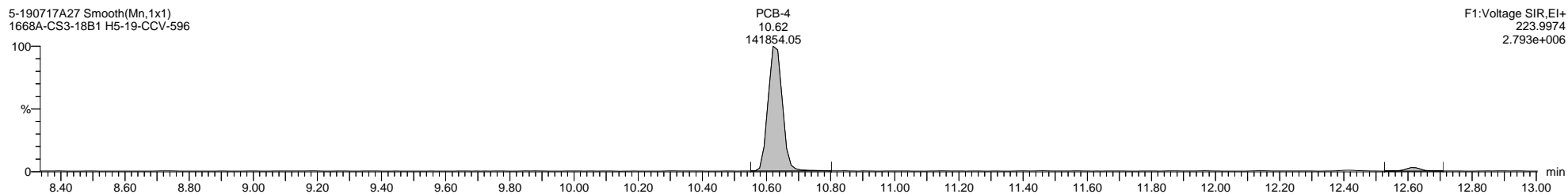
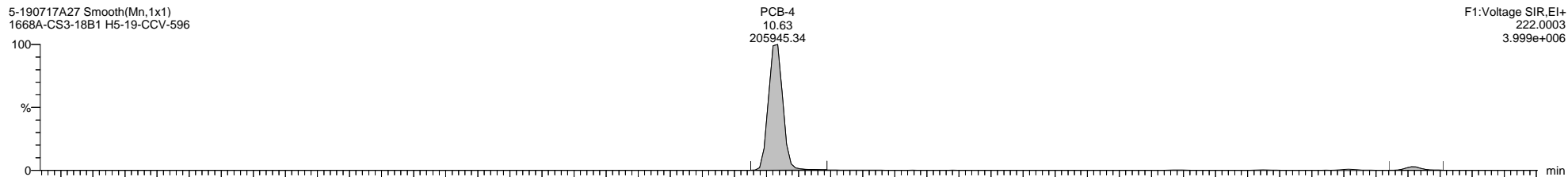
MassLynx MassLynx V4.1 SCN 901

Dataset: \\NABREWS002\Instdata\Organics Instrument\HIGHRES GCMS Completed Results Files\HR-5\190715-190717A-QC.qld

Last Altered: Thursday, July 18, 2019 11:19:26 Eastern Daylight Time

Printed: Friday, September 06, 2019 18:05:11 Eastern Daylight Time

Name: 5-190717A27, Date: 18-Jul-2019, Time: 05:14:50, ID: H5-19-CCV-596, Description: 1668A-CS3-18B1, Vial: Tray1:1



Quantify Sample Template Report

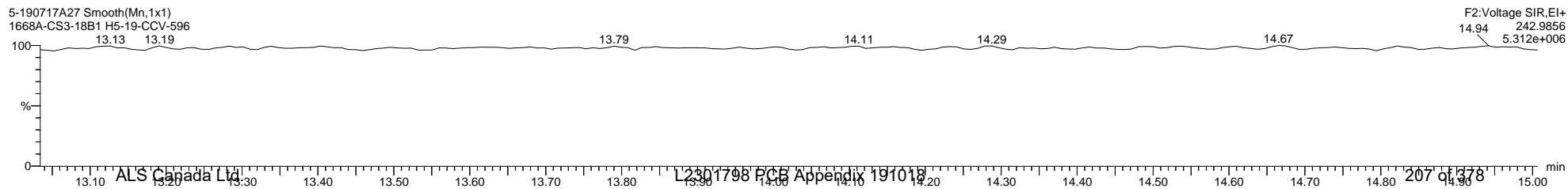
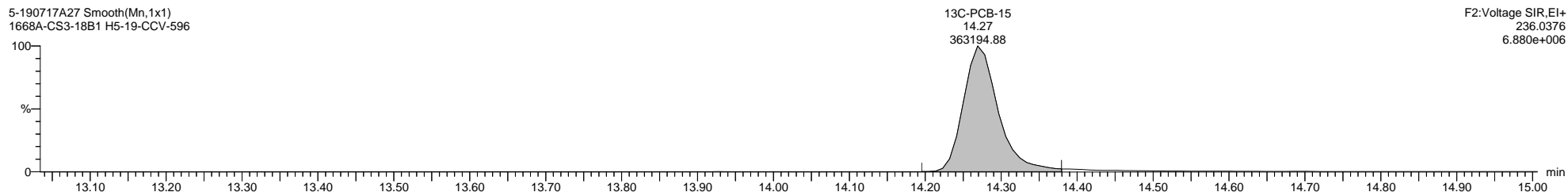

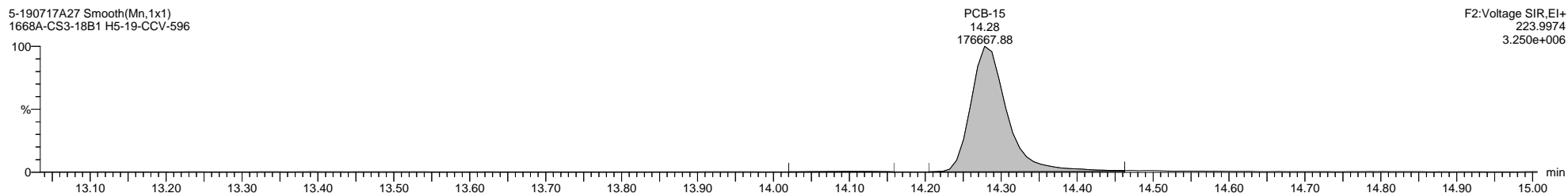

MassLynx MassLynx V4.1 SCN 901

Dataset: \\NABREWS002\Instdata\Organics Instrument\HIGHRES GCMS Completed Results Files\HR-5\190715-190717A-QC.qld

Last Altered: Thursday, July 18, 2019 11:19:26 Eastern Daylight Time

Printed: Friday, September 06, 2019 18:05:11 Eastern Daylight Time

Name: 5-190717A27, Date: 18-Jul-2019, Time: 05:14:50, ID: H5-19-CCV-596, Description: 1668A-CS3-18B1, Vial: Tray1:1



Quantify Sample Template Report


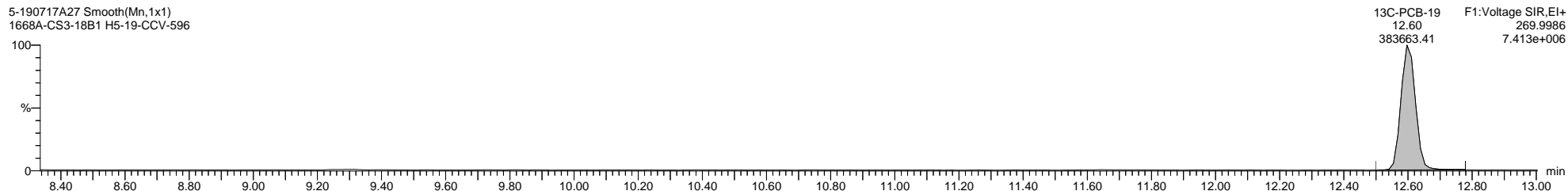
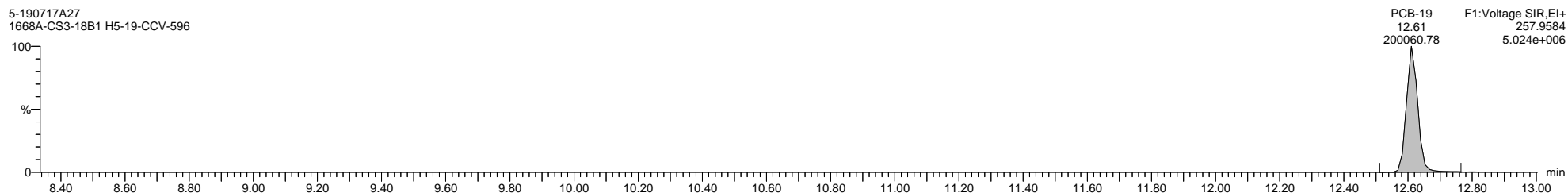

MassLynx MassLynx V4.1 SCN 901

Dataset: \\NABREWS002\Instdata\Organics Instrument\HIGHRES GCMS Completed Results Files\HR-5\190715-190717A-QC.qld

Last Altered: Thursday, July 18, 2019 11:19:26 Eastern Daylight Time

Printed: Friday, September 06, 2019 18:05:11 Eastern Daylight Time

Name: 5-190717A27, Date: 18-Jul-2019, Time: 05:14:50, ID: H5-19-CCV-596, Description: 1668A-CS3-18B1, Vial: Tray1:1



Quantify Sample Template Report

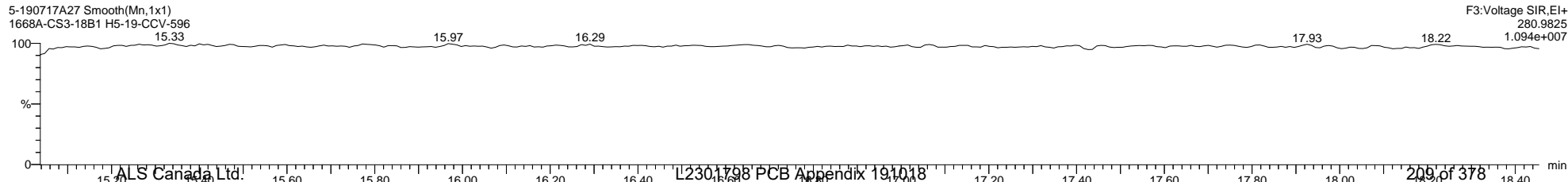
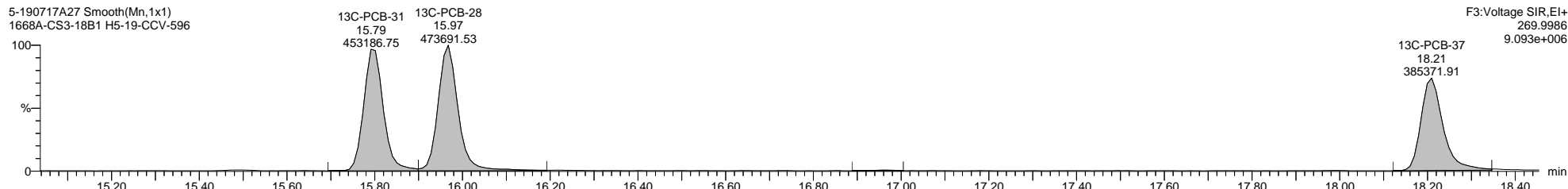



MassLynx MassLynx V4.1 SCN 901

Dataset: \\NABREWS002\Instdata\Organics Instrument\HIGHRES GCMS Completed Results Files\HR-5\190715-190717A-QC.qld

Last Altered: Thursday, July 18, 2019 11:19:26 Eastern Daylight Time

Printed: Friday, September 06, 2019 18:05:11 Eastern Daylight Time

Name: 5-190717A27, Date: 18-Jul-2019, Time: 05:14:50, ID: H5-19-CCV-596, Description: 1668A-CS3-18B1, Vial: Tray1:1



Quantify Sample Template Report

MassLynx MassLynx V4.1 SCN 901


Dataset: \\NABREWS002\Instdata\Organics Instrument\HIGHRES GCMS Completed Results Files\HR-5\190715-190717A-QC.qld

Last Altered: Thursday, July 18, 2019 11:19:26 Eastern Daylight Time

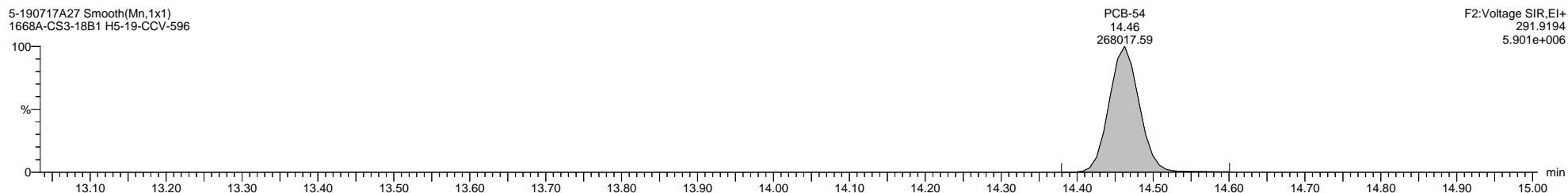
Printed: Friday, September 06, 2019 18:05:11 Eastern Daylight Time

Name: 5-190717A27, Date: 18-Jul-2019, Time: 05:14:50, ID: H5-19-CCV-596, Description: 1668A-CS3-18B1, Vial: Tray1:1


5-190717A27 Smooth(Mn,1x1)  
1668A-CS3-18B1 H5-19-CCV-596



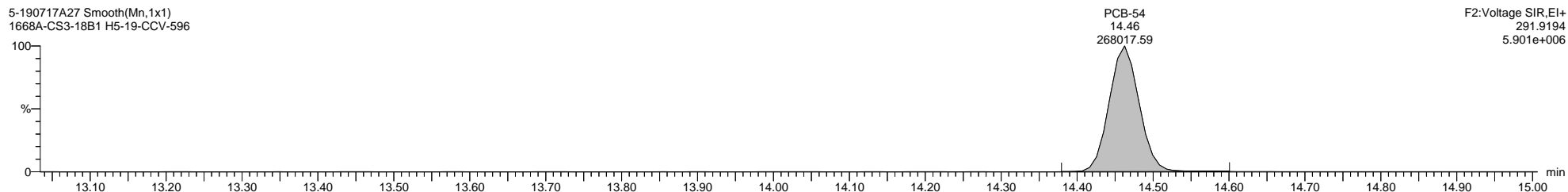
5-190717A27 Smooth(Mn,1x1)  
1668A-CS3-18B1 H5-19-CCV-596



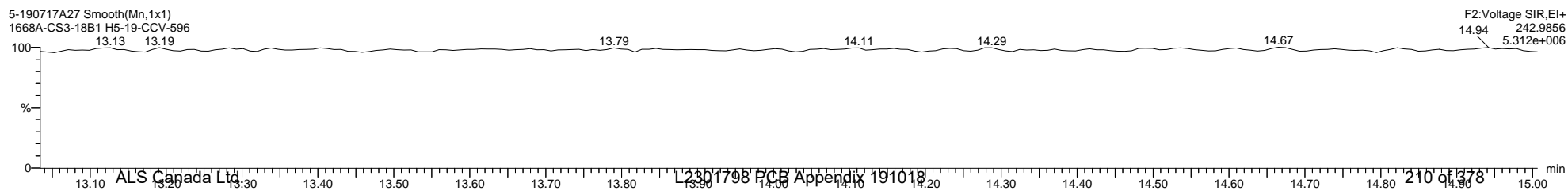
5-190717A27 Smooth(Mn,1x1)  
1668A-CS3-18B1 H5-19-CCV-596



5-190717A27 Smooth(Mn,1x1)  
1668A-CS3-18B1 H5-19-CCV-596



5-190717A27 Smooth(Mn,1x1)  
1668A-CS3-18B1 H5-19-CCV-596



Quantify Sample Template Report

MassLynx MassLynx V4.1 SCN 901

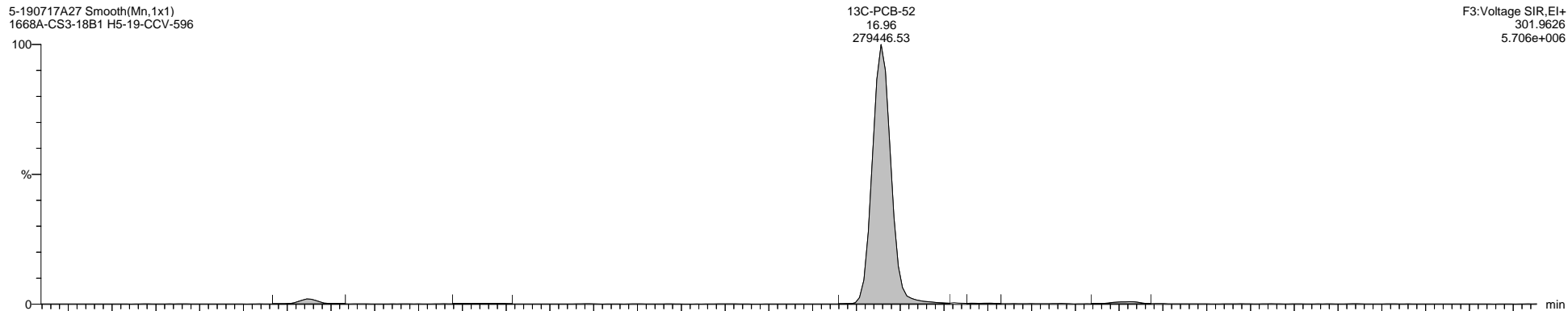
Dataset: \\NABREWS002\Instdata\Organics Instrument\HIGHRES GCMS Completed Results Files\HR-5\190715-190717A-QC.qld

Last Altered: Thursday, July 18, 2019 11:19:26 Eastern Daylight Time

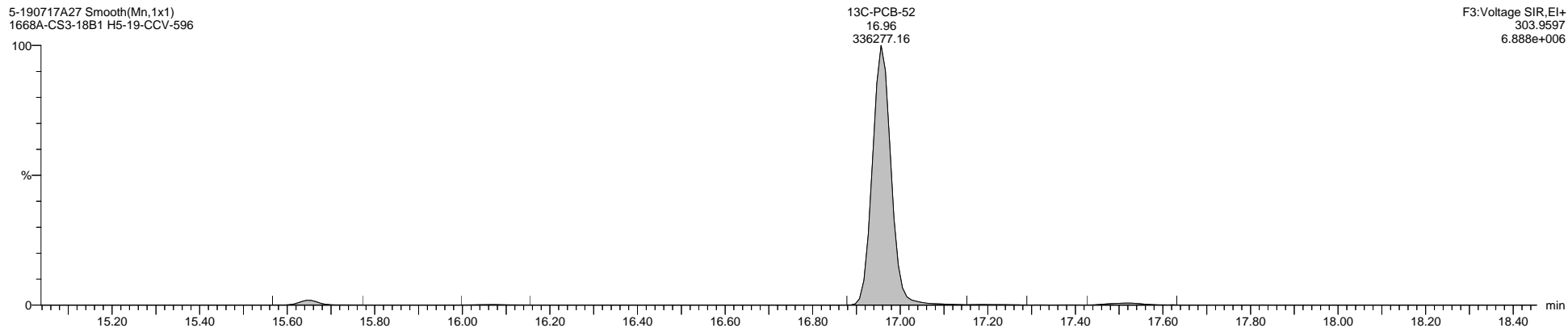
Printed: Friday, September 06, 2019 18:05:11 Eastern Daylight Time

Name: 5-190717A27, Date: 18-Jul-2019, Time: 05:14:50, ID: H5-19-CCV-596, Description: 1668A-CS3-18B1, Vial: Tray1:1

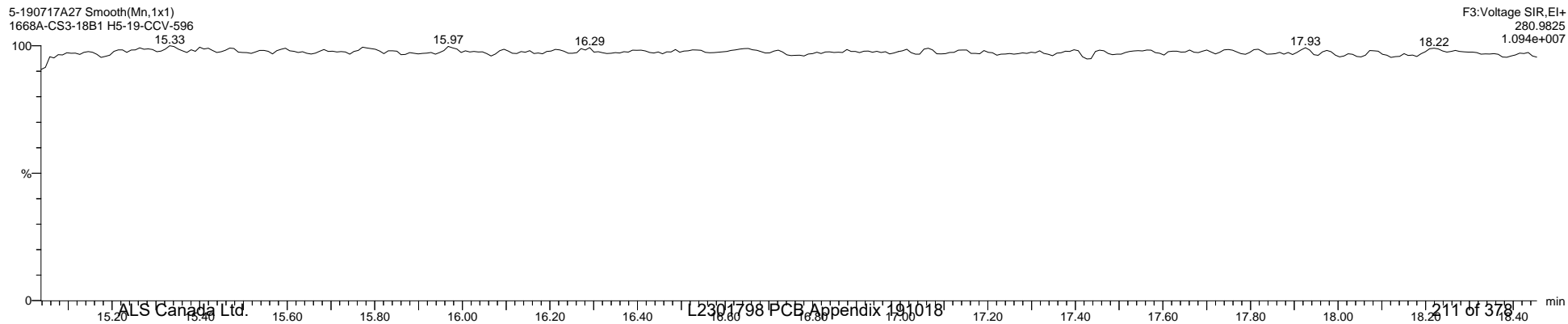
5-190717A27 Smooth(Mn,1x1)  
1668A-CS3-18B1 H5-19-CCV-596



5-190717A27 Smooth(Mn,1x1)  
1668A-CS3-18B1 H5-19-CCV-596



5-190717A27 Smooth(Mn,1x1)  
1668A-CS3-18B1 H5-19-CCV-596



Quantify Sample Template Report

MassLynx MassLynx V4.1 SCN 901


Dataset: \\NABREWS002\Instdata\Organics Instrument\HIGHRES GCMS Completed Results Files\HR-5\190715-190717A-QC.qld

Last Altered: Thursday, July 18, 2019 11:19:26 Eastern Daylight Time

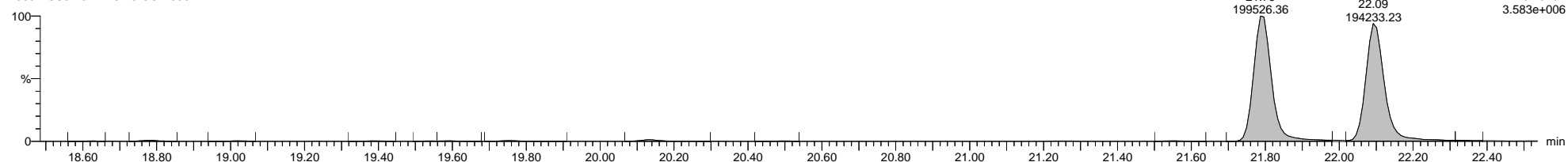
Printed: Friday, September 06, 2019 18:05:11 Eastern Daylight Time

Name: 5-190717A27, Date: 18-Jul-2019, Time: 05:14:50, ID: H5-19-CCV-596, Description: 1668A-CS3-18B1, Vial: Tray1:1


5-190717A27 Smooth(Mn,1x1)  
1668A-CS3-18B1 H5-19-CCV-596



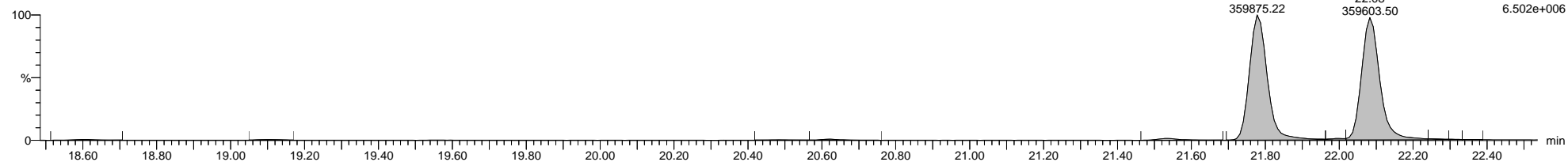
5-190717A27 Smooth(Mn,1x1)  
1668A-CS3-18B1 H5-19-CCV-596



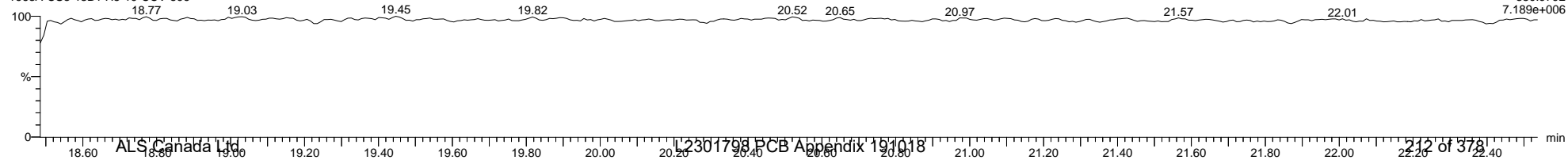
5-190717A27 Smooth(Mn,1x1)  
1668A-CS3-18B1 H5-19-CCV-596



5-190717A27 Smooth(Mn,1x1)  
1668A-CS3-18B1 H5-19-CCV-596



5-190717A27 Smooth(Mn,1x1)  
1668A-CS3-18B1 H5-19-CCV-596





Quantify Sample Template Report

MassLynx MassLynx V4.1 SCN 901


Dataset: \\NABREWS002\Instdata\Organics Instrument\HIGHRES GCMS Completed Results Files\HR-5\190715-190717A-QC.qld

Last Altered: Thursday, July 18, 2019 11:19:26 Eastern Daylight Time

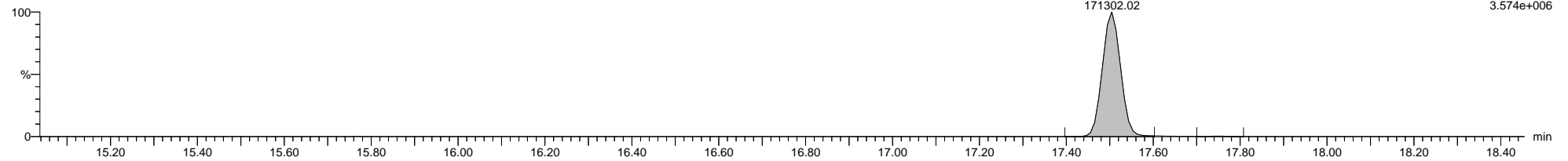
Printed: Friday, September 06, 2019 18:05:11 Eastern Daylight Time

Name: 5-190717A27, Date: 18-Jul-2019, Time: 05:14:50, ID: H5-19-CCV-596, Description: 1668A-CS3-18B1, Vial: Tray1:1


5-190717A27 Smooth(Mn,1x1)  
1668A-CS3-18B1 H5-19-CCV-596



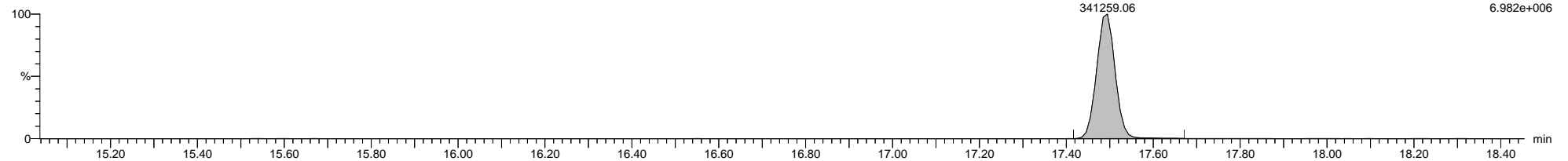
5-190717A27 Smooth(Mn,1x1)  
1668A-CS3-18B1 H5-19-CCV-596



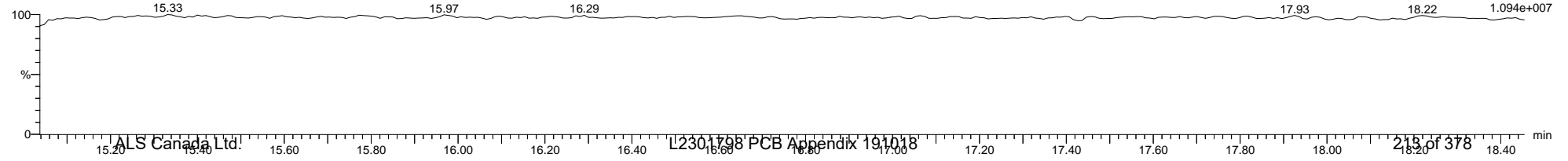
5-190717A27 Smooth(Mn,1x1)  
1668A-CS3-18B1 H5-19-CCV-596



5-190717A27 Smooth(Mn,1x1)  
1668A-CS3-18B1 H5-19-CCV-596



5-190717A27 Smooth(Mn,1x1)  
1668A-CS3-18B1 H5-19-CCV-596



Quantify Sample Template Report

MassLynx MassLynx V4.1 SCN 901

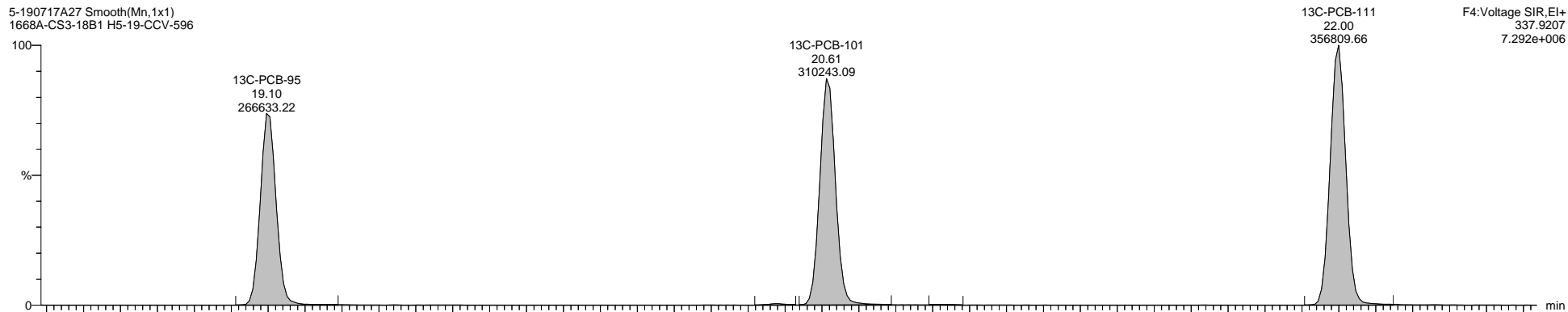
Dataset: \\NABREWS002\Instdata\Organics Instrument\HIGHRES GCMS Completed Results Files\HR-5\190715-190717A-QC.qld

Last Altered: Thursday, July 18, 2019 11:19:26 Eastern Daylight Time

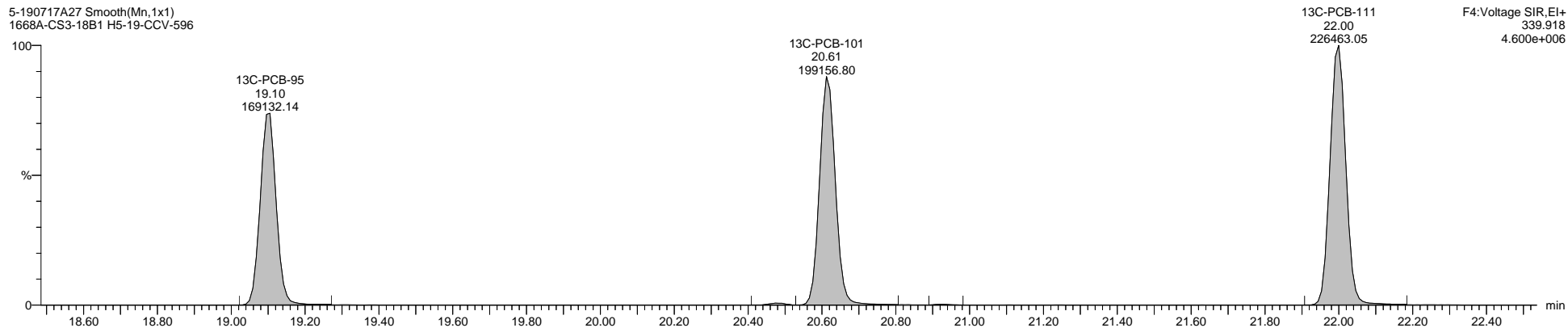
Printed: Friday, September 06, 2019 18:05:11 Eastern Daylight Time

Name: 5-190717A27, Date: 18-Jul-2019, Time: 05:14:50, ID: H5-19-CCV-596, Description: 1668A-CS3-18B1, Vial: Tray1:1

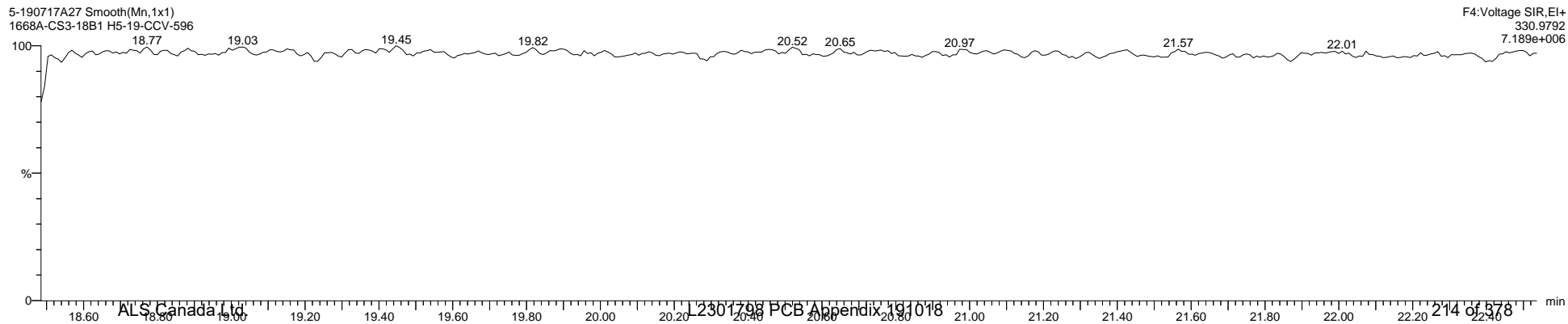
5-190717A27 Smooth(Mn,1x1)  
1668A-CS3-18B1 H5-19-CCV-596



5-190717A27 Smooth(Mn,1x1)  
1668A-CS3-18B1 H5-19-CCV-596



5-190717A27 Smooth(Mn,1x1)  
1668A-CS3-18B1 H5-19-CCV-596



Quantify Sample Template Report

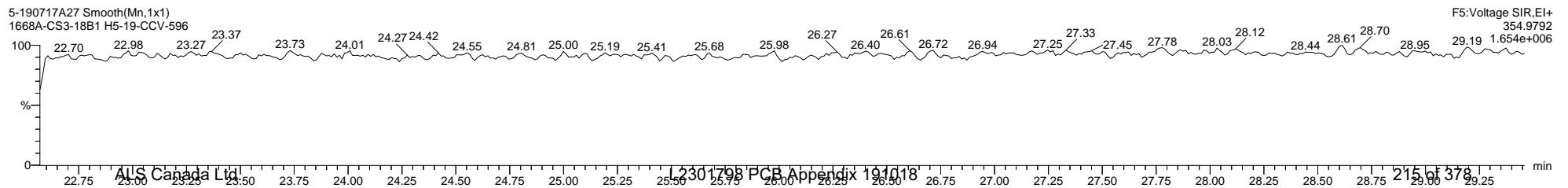
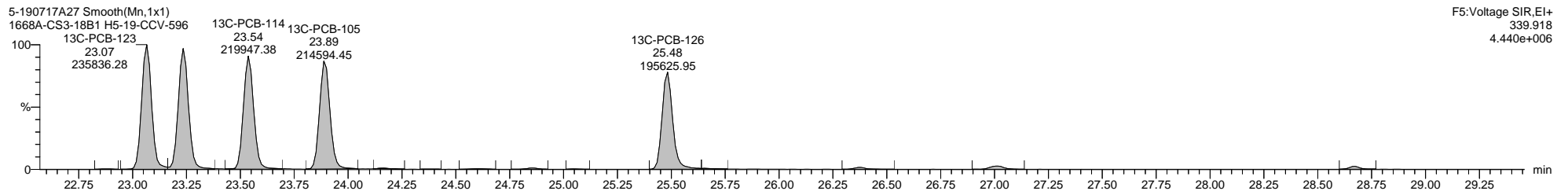
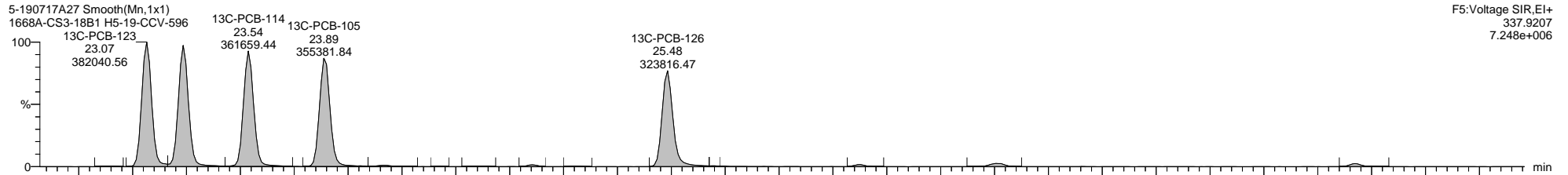
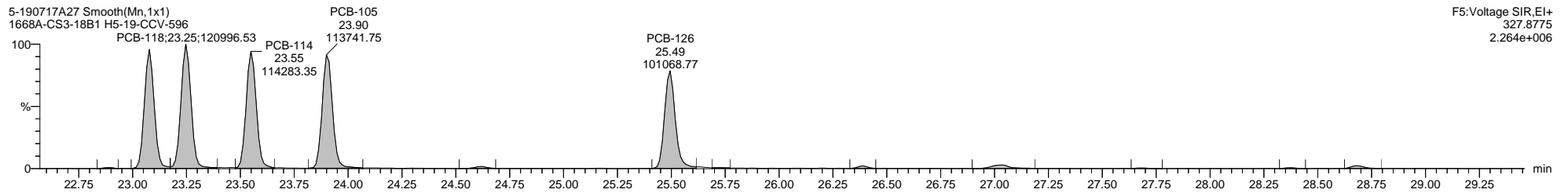
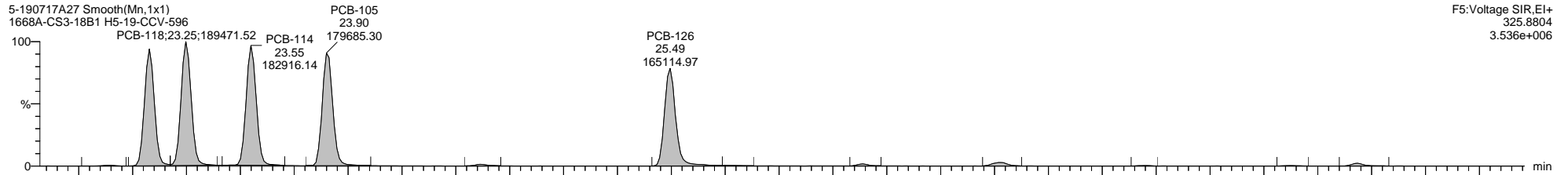
MassLynx MassLynx V4.1 SCN 901

Dataset: \\NABREWS002\Instdata\Organics Instrument\HIGHRES GCMS Completed Results Files\HR-5\190715-190717A-QC.qld

Last Altered: Thursday, July 18, 2019 11:19:26 Eastern Daylight Time

Printed: Friday, September 06, 2019 18:05:11 Eastern Daylight Time

Name: 5-190717A27, Date: 18-Jul-2019, Time: 05:14:50, ID: H5-19-CCV-596, Description: 1668A-CS3-18B1, Vial: Tray1:1



Quantify Sample Template Report

MassLynx MassLynx V4.1 SCN 901

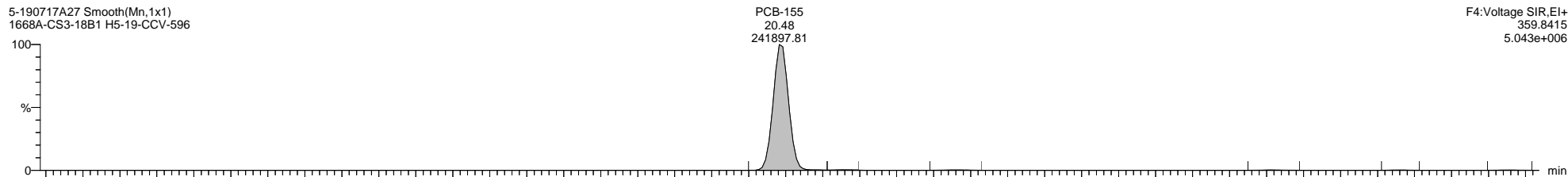
Dataset: \\NABREWS002\Instdata\Organics Instrument\HIGHRES GCMS Completed Results Files\HR-5\190715-190717A-QC.qld

Last Altered: Thursday, July 18, 2019 11:19:26 Eastern Daylight Time

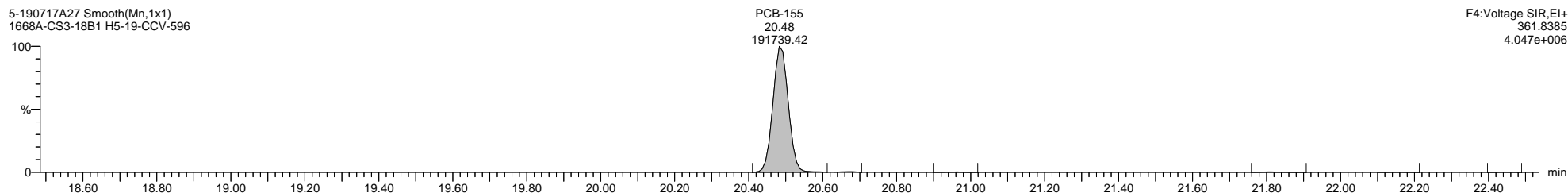
Printed: Friday, September 06, 2019 18:05:11 Eastern Daylight Time

Name: 5-190717A27, Date: 18-Jul-2019, Time: 05:14:50, ID: H5-19-CCV-596, Description: 1668A-CS3-18B1, Vial: Tray1:1

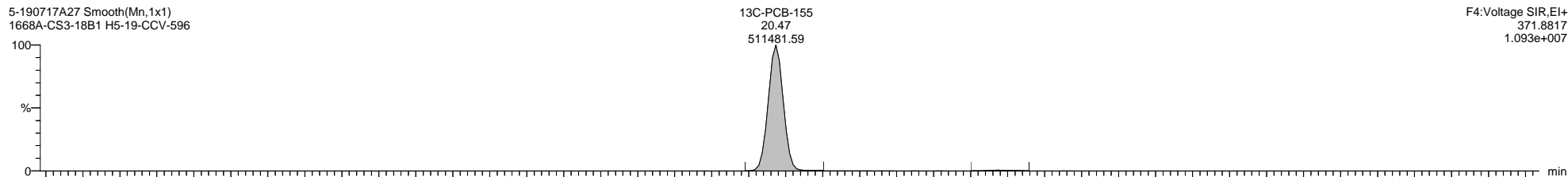
5-190717A27 Smooth(Mn,1x1)  
1668A-CS3-18B1 H5-19-CCV-596



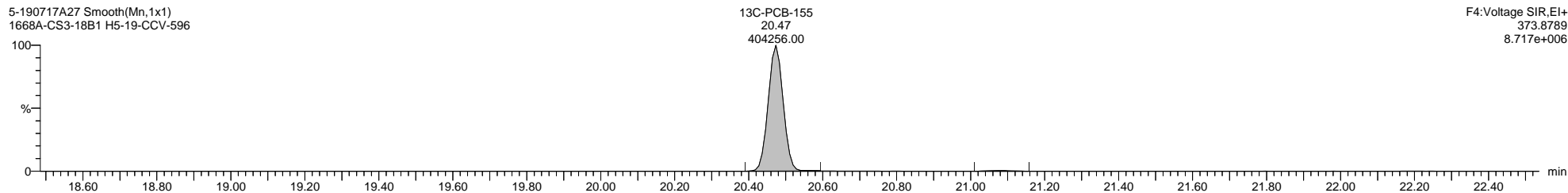
5-190717A27 Smooth(Mn,1x1)  
1668A-CS3-18B1 H5-19-CCV-596



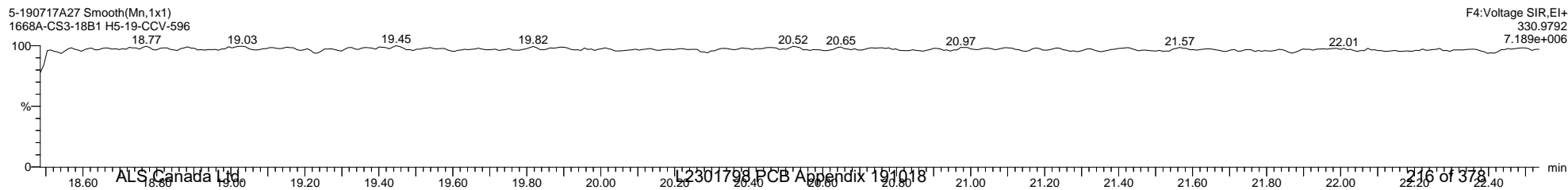
5-190717A27 Smooth(Mn,1x1)  
1668A-CS3-18B1 H5-19-CCV-596



5-190717A27 Smooth(Mn,1x1)  
1668A-CS3-18B1 H5-19-CCV-596



5-190717A27 Smooth(Mn,1x1)  
1668A-CS3-18B1 H5-19-CCV-596



Quantify Sample Template Report

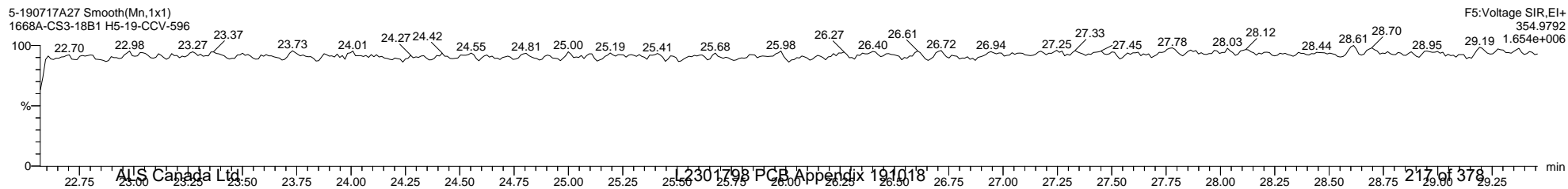
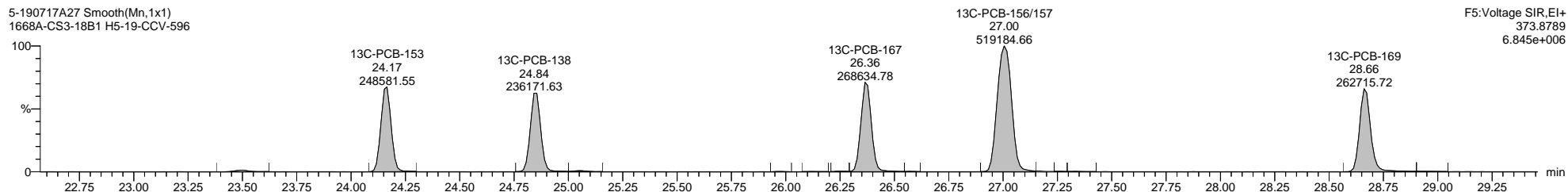
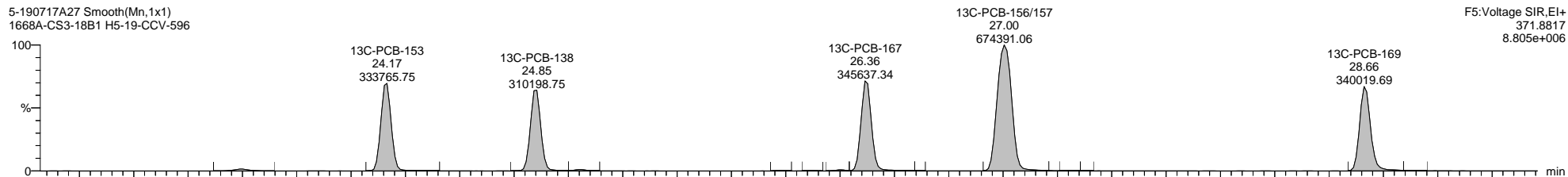
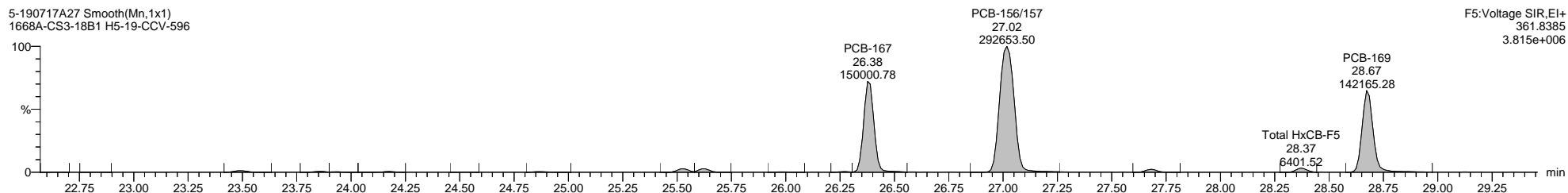
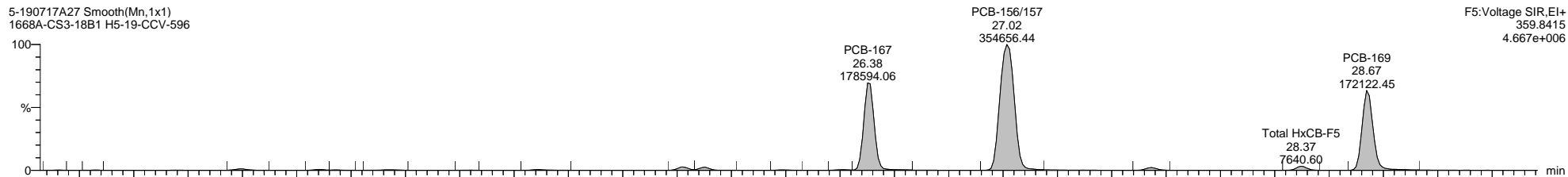
MassLynx MassLynx V4.1 SCN 901

Dataset: \\NABREWS002\Instdata\Organics Instrument\HIGHRES GCMS Completed Results Files\HR-5\190715-190717A-QC.qld

Last Altered: Thursday, July 18, 2019 11:19:26 Eastern Daylight Time

Printed: Friday, September 06, 2019 18:05:11 Eastern Daylight Time

Name: 5-190717A27, Date: 18-Jul-2019, Time: 05:14:50, ID: H5-19-CCV-596, Description: 1668A-CS3-18B1, Vial: Tray1:1



Quantify Sample Template Report

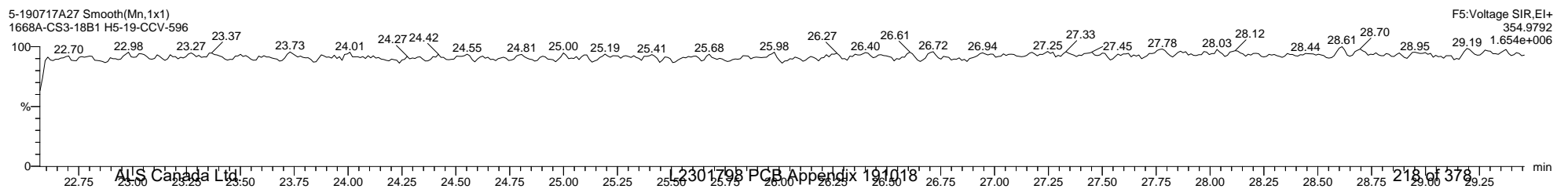
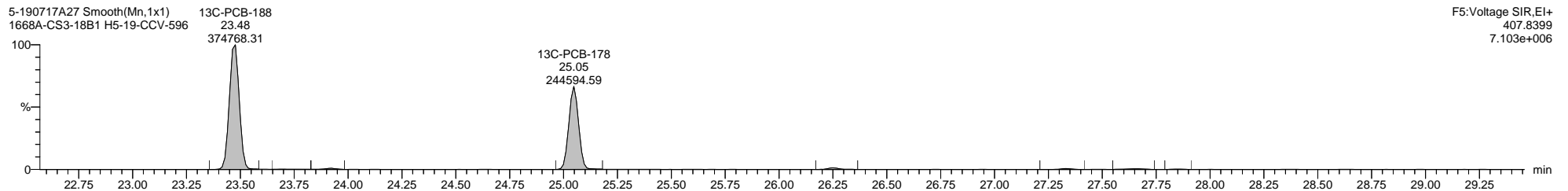
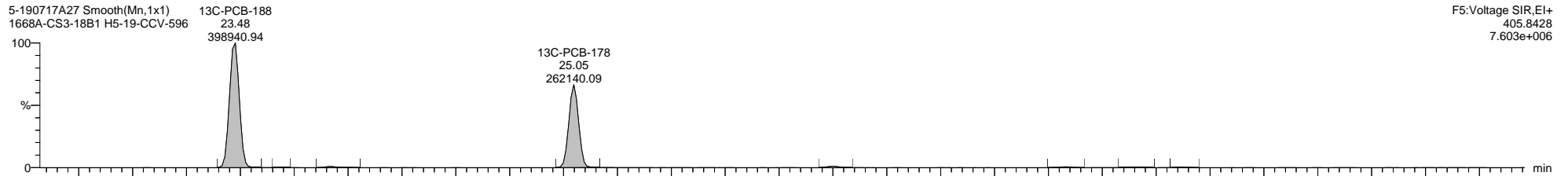
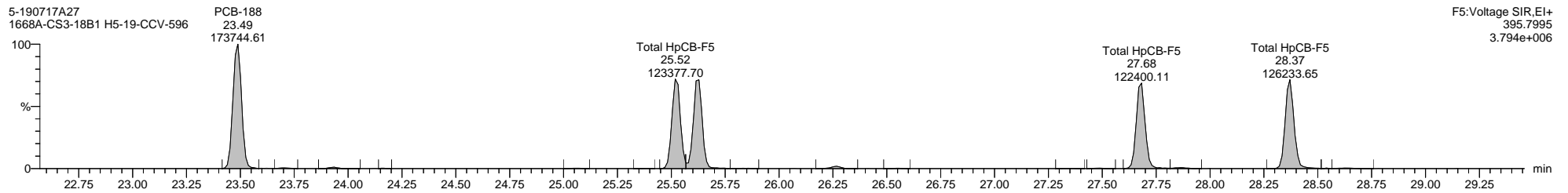
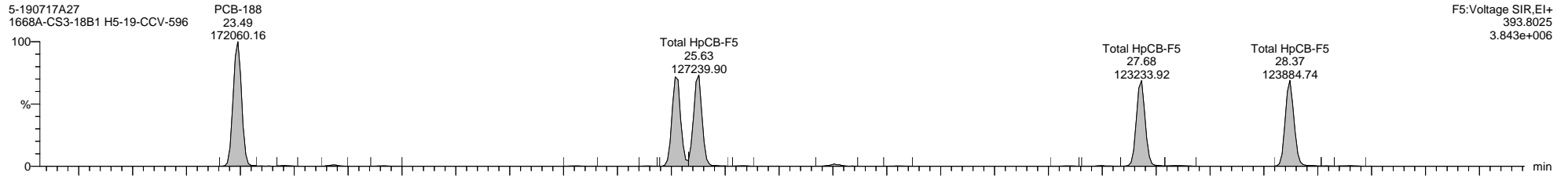
MassLynx MassLynx V4.1 SCN 901

Dataset: \\NABREWS002\Instdata\Organics Instrument\HIGHRES GCMS Completed Results Files\HR-5\19075-190717A-QC.qld

Last Altered: Thursday, July 18, 2019 11:19:26 Eastern Daylight Time

Printed: Friday, September 06, 2019 18:05:11 Eastern Daylight Time

Name: 5-190717A27, Date: 18-Jul-2019, Time: 05:14:50, ID: H5-19-CCV-596, Description: 1668A-CS3-18B1, Vial: Tray1:1



Quantify Sample Template Report

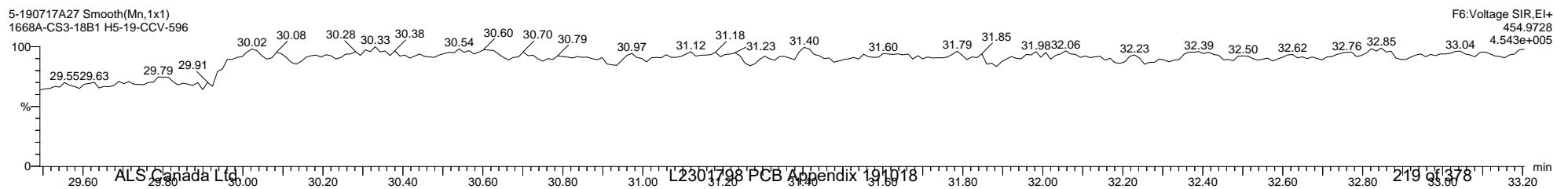
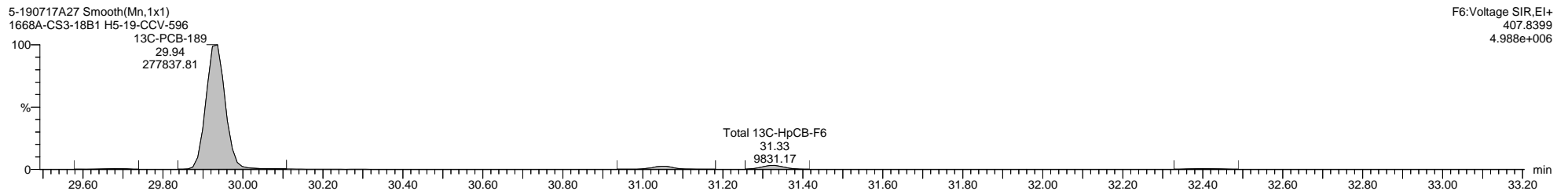
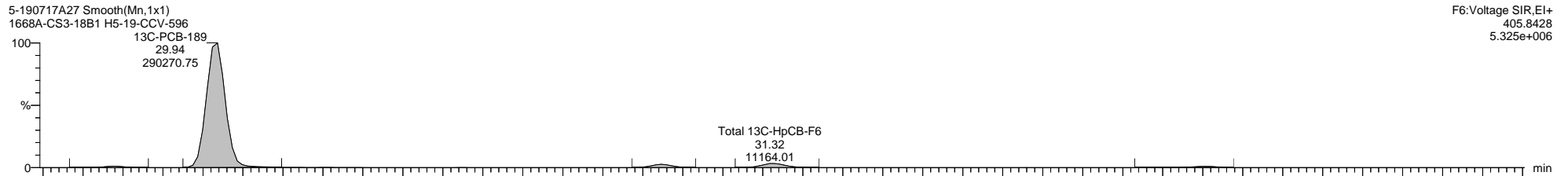
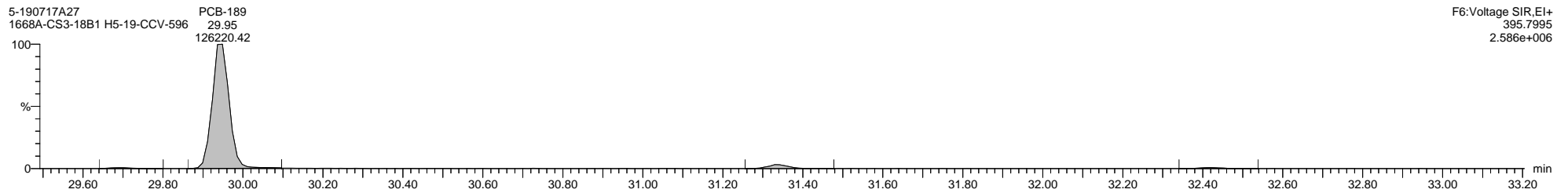

MassLynx MassLynx V4.1 SCN 901

Dataset: \\NABREWS002\Instdata\Organics Instrument\HIGHRES GCMS Completed Results Files\HR-5\190715-190717A-QC.qld

Last Altered: Thursday, July 18, 2019 11:19:26 Eastern Daylight Time

Printed: Friday, September 06, 2019 18:05:11 Eastern Daylight Time

Name: 5-190717A27, Date: 18-Jul-2019, Time: 05:14:50, ID: H5-19-CCV-596, Description: 1668A-CS3-18B1, Vial: Tray1:1

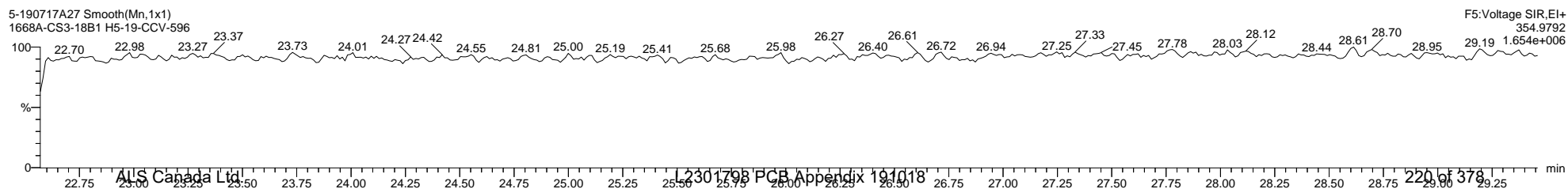
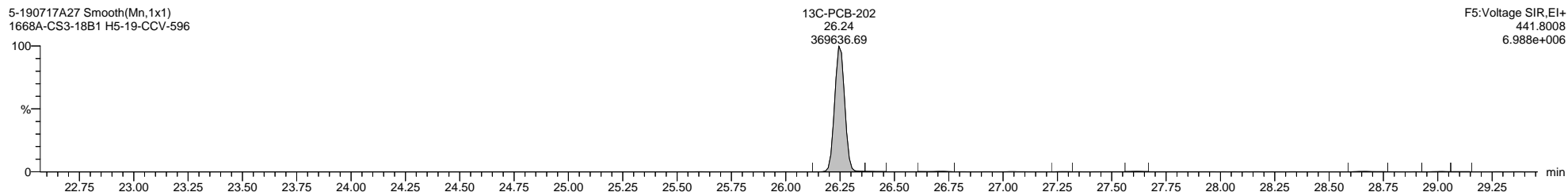
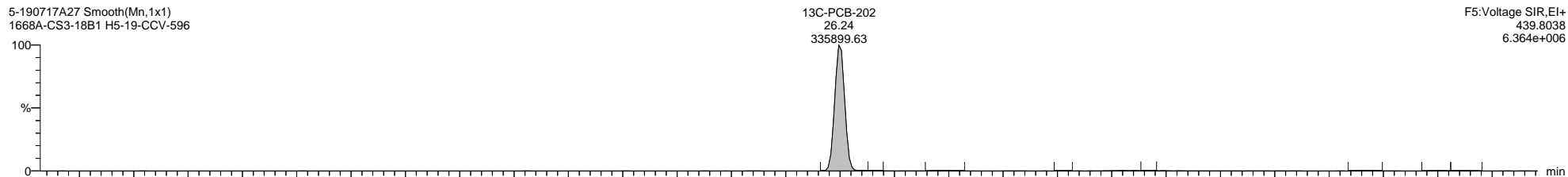
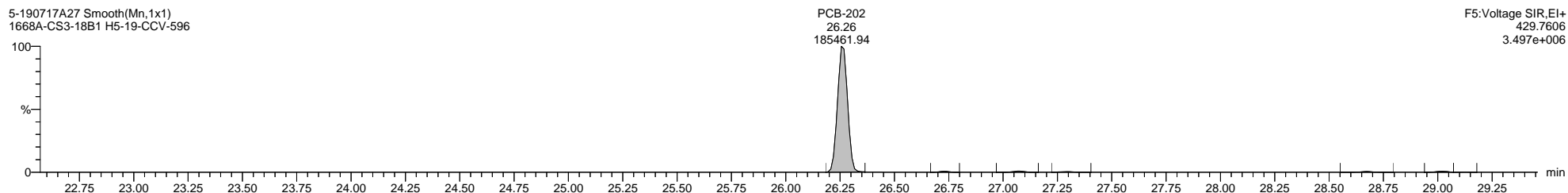
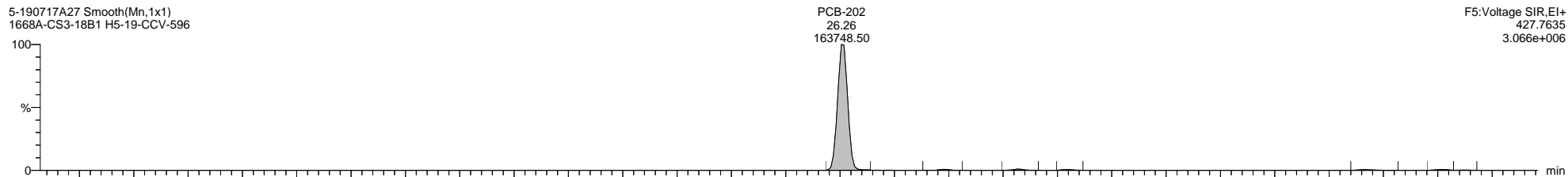


Quantify Sample Template Report MassLynx MassLynx V4.1 SCN 901

Dataset: \\NABREWS002\Instdata\Organics Instrument\HIGHRES GCMS Completed Results Files\HR-5\190715-190717A-QC.qld

Last Altered: Thursday, July 18, 2019 11:19:26 Eastern Daylight Time  
Printed: Friday, September 06, 2019 18:05:11 Eastern Daylight Time

Name: 5-190717A27, Date: 18-Jul-2019, Time: 05:14:50, ID: H5-19-CCV-596, Description: 1668A-CS3-18B1, Vial: Tray1:1





Quantify Sample Template Report

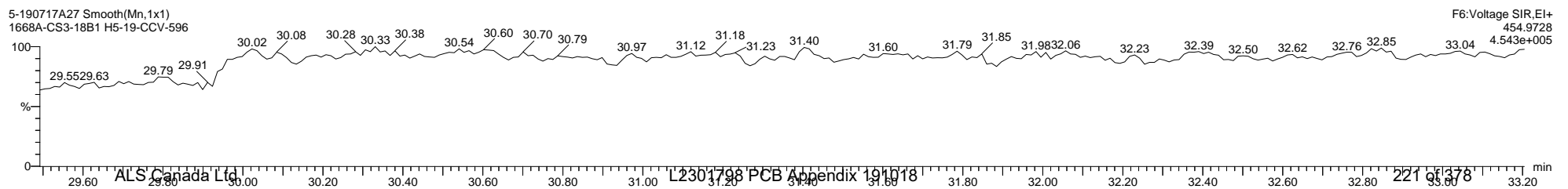
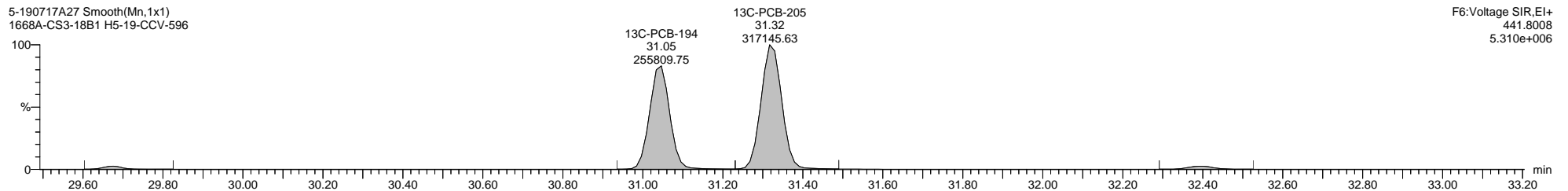
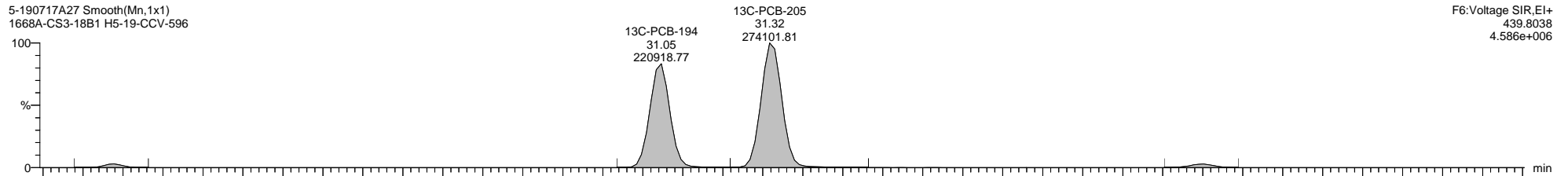
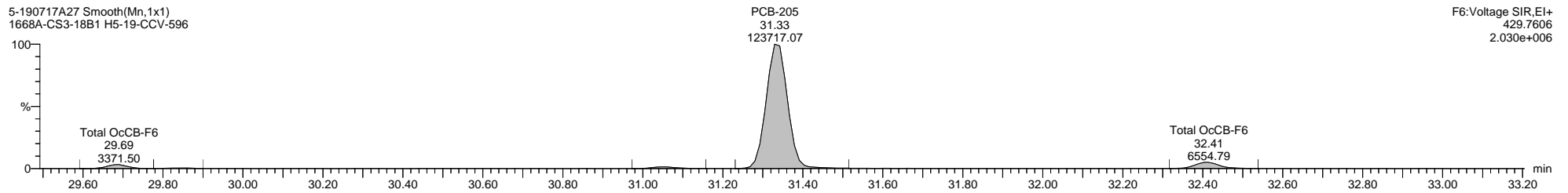
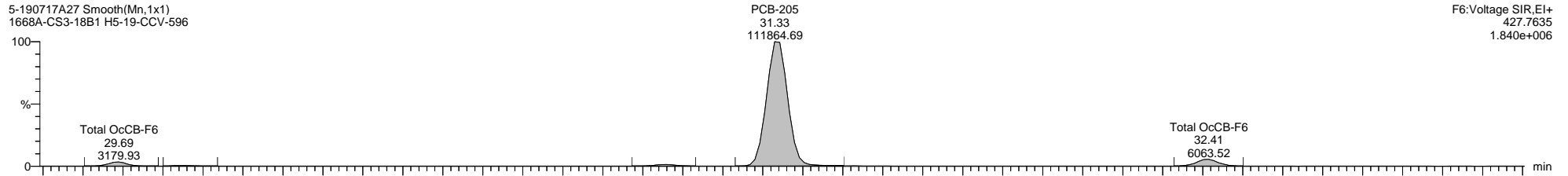
MassLynx MassLynx V4.1 SCN 901

Dataset: \\NABREWS002\Instdata\Organics Instrument\HIGHRES GCMS Completed Results Files\HR-5\190715-190717A-QC.qld

Last Altered: Thursday, July 18, 2019 11:19:26 Eastern Daylight Time

Printed: Friday, September 06, 2019 18:05:11 Eastern Daylight Time

Name: 5-190717A27, Date: 18-Jul-2019, Time: 05:14:50, ID: H5-19-CCV-596, Description: 1668A-CS3-18B1, Vial: Tray1:1



Quantify Sample Template Report

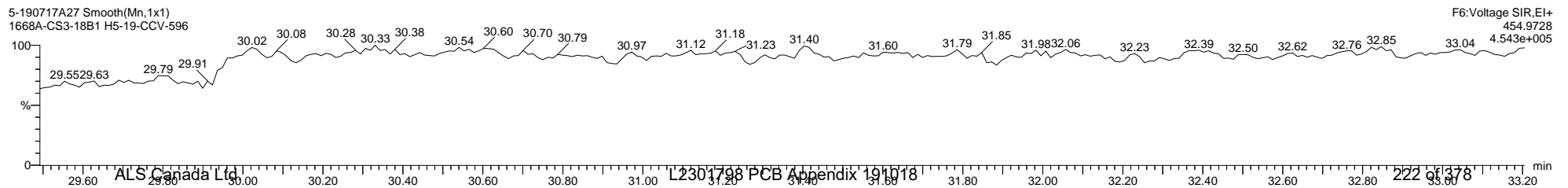
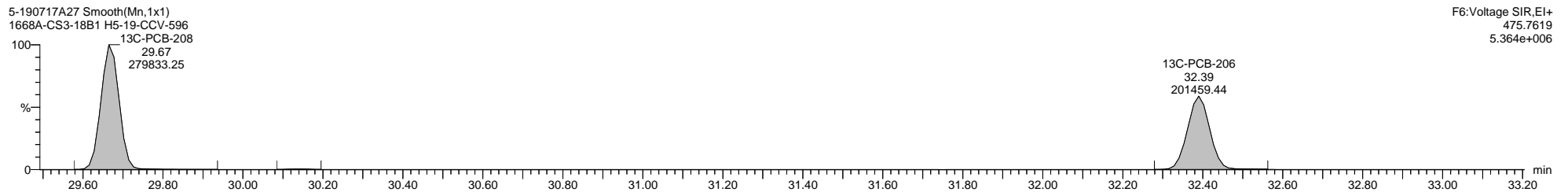

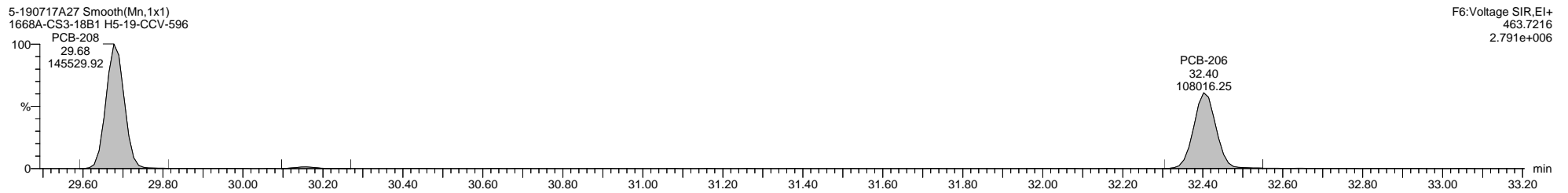

MassLynx MassLynx V4.1 SCN 901

Dataset: \\NABREWS002\Instdata\Organics Instrument\HIGHRES GCMS Completed Results Files\HR-5\190715-190717A-QC.qld

Last Altered: Thursday, July 18, 2019 11:19:26 Eastern Daylight Time

Printed: Friday, September 06, 2019 18:05:11 Eastern Daylight Time

Name: 5-190717A27, Date: 18-Jul-2019, Time: 05:14:50, ID: H5-19-CCV-596, Description: 1668A-CS3-18B1, Vial: Tray1:1

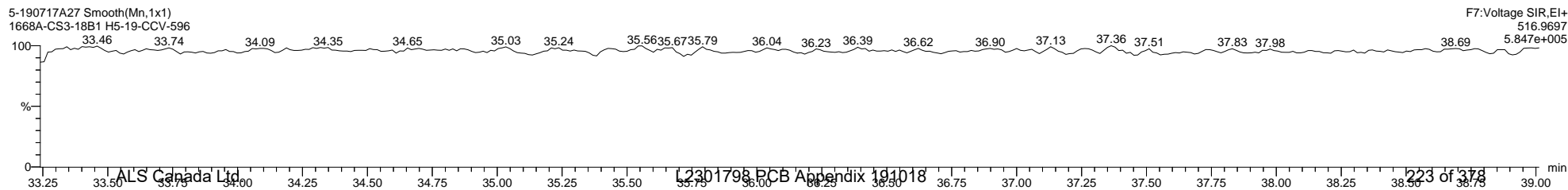
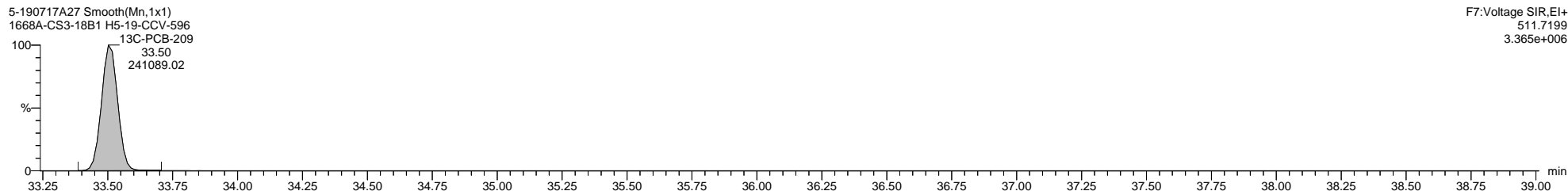
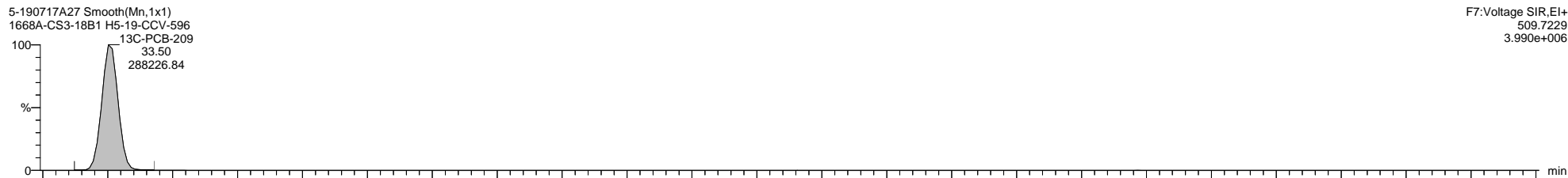
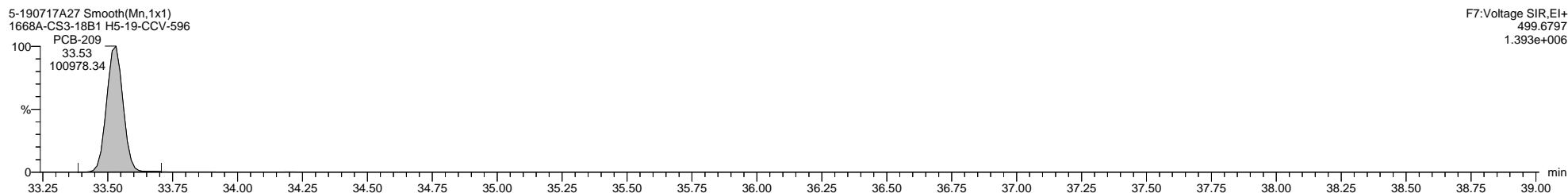
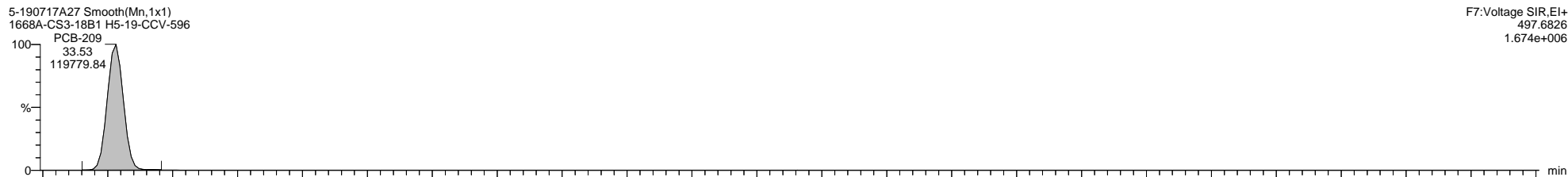


Dataset: \\NABREWS002\Instdata\Organics Instrument\HIGHRES GCMS Completed Results Files\HR-5\190715-190717A-QC.qld

Last Altered: Thursday, July 18, 2019 11:19:26 Eastern Daylight Time

Printed: Friday, September 06, 2019 18:05:11 Eastern Daylight Time

Name: 5-190717A27, Date: 18-Jul-2019, Time: 05:14:50, ID: H5-19-CCV-596, Description: 1668A-CS3-18B1, Vial: Tray1:1



**Quantify Sample Summary Report**      **MassLynx MassLynx V4.1 SCN 901**

Dataset: \\NABREWS002\Instdata\Organics Instrument\HIGHRES GCMS Completed Results Files\HR-5\1907\5-190717A2-0718ES.qld

Last Altered: Thursday, July 18, 2019 15:29:52 Eastern Daylight Time  
 Printed: Friday, September 06, 2019 17:37:28 Eastern Daylight Time

**Method: C:\MassLynx\PCB.PRO\MethDB\1668-OCTYL-1-209-190718.mdb 11 Jul 2019 12:10:30**  
**Calibration: 18 Jul 2019 15:29:52**

**Name: 5-190717A13, Date: 17-Jul-2019, Time: 19:26:59, ID: H5-19-WDM-595, Description: 1668A-CS7-018C, Vial: Tray1:2**

	Target Analyte	#Hom	Total Area	Ion1 Area	Ion2 Area	Ra	Ra Fail=Y...	RT	RRT	RT LCL	RT UCL	Conc.	%Rec	Mod.Comment	Noise 1	Noise 2
1	* PCB-1		608975	460883	148092	3.11	NO	8.97	1.00	8.93	9.00	26.72511	106.9		1120	889
2	PCB-2		588917	445215	143702	3.10	NO	10.37	0.99	10.33	10.40	25.00000	100.0		1120	889
3	PCB-3		602311	456040	146271	3.12	NO	10.49	1.00	10.46	10.53	26.96298	107.9		1120	889
4	*PCB-4		397849	236364	161485	1.46	NO	10.65	1.00	10.62	10.68	25.96308	103.9		1197	7287
5	PCB-10		615320	362003	253317	1.43	NO	10.76	1.01	10.73	10.79	25.00000	100.0		1197	7287
6	PCB-9		619457	367389	252068	1.46	NO	11.90	1.12	11.86	11.93	25.00000	100.0		1197	7287
7	PCB-7		628312	373434	254879	1.47	NO	12.01	1.13	11.97	12.04	25.00000	100.0		1197	7287
8	PCB-6		621790	369924	251866	1.47	NO	12.16	1.14	12.13	12.20	25.00000	100.0		1197	7287
9	PCB-5		535331	315674	219657	1.44	NO	12.37	1.16	12.34	12.41	25.00000	100.0		1197	7287
10	PCB-8		703291	416117	287174	1.45	NO	12.44	1.17	12.41	12.48	25.00000	100.0		1197	7287
11	* PCB-14		539591	329689	209902	1.57	NO	13.40	0.94	13.37	13.44	25.00000	100.0		2716	5417
12	PCB-11		514740	315600	199140	1.58	NO	13.92	0.97	13.89	13.95	25.00000	100.0		2716	5417
13	PCB-13/12		1051063	641095	409967	1.56	NO	14.11	0.99	14.08	14.15	50.00000	100.0		2716	5417
14	PCB-15		567696	346091	221606	1.56	NO	14.31	1.00	14.27	14.34	28.50819	114.0		2716	5417
15	* PCB-19		462545	237077	225468	1.05	NO	12.64	1.00	12.61	12.67	27.02485	108.1		1447	916
16	* PCB-30/18		945773	495689	450083	1.10	NO	13.70	1.09	13.66	13.73	50.00000	100.0		1567	1488
17	PCB-17		400367	212585	187782	1.13	NO	13.98	1.11	13.95	14.02	25.00000	100.0		1567	1488
18	PCB-27		561828	297338	264490	1.12	NO	14.11	1.12	14.08	14.15	25.00000	100.0		1567	1488
19	PCB-24		529307	276980	252327	1.10	NO	14.20	1.12	14.16	14.23	25.00000	100.0		1567	1488
20	PCB-16		333806	178496	155311	1.15	NO	14.27	1.13	14.24	14.30	25.00000	100.0		1567	1488
21	PCB-32		607483	320489	286994	1.12	NO	14.55	1.15	14.52	14.59	25.00000	100.0		1567	1488
22	* PCB-34		485431	249778	235653	1.06	NO	15.24	0.84	15.21	15.28	25.00000	100.0		3555	2799
23	PCB-23		499616	253529	246087	1.03	NO	15.34	0.84	15.31	15.37	25.00000	100.0		3555	2799
24	PCB-29/26		1029897	523448	506449	1.03	NO	15.53	0.85	15.49	15.56	50.00000	100.0		3555	2799
25	PCB-25		515789	259654	256135	1.01	NO	15.65	0.86	15.62	15.69	25.00000	100.0		3555	2799
26	PCB-31		552220	280905	271315	1.04	NO	15.83	0.87	15.80	15.86	25.00000	100.0		3555	2799
27	PCB-28/20		1005182	510382	494800	1.03	NO	16.02	0.88	15.98	16.05	50.00000	100.0		3555	2799
28	PCB-21/33		1002701	507654	495047	1.03	NO	16.13	0.89	16.10	16.17	50.00000	100.0		3555	2799
29	PCB-22		474255	239963	234292	1.02	NO	16.38	0.90	16.35	16.41	25.00000	100.0		3555	2799
30	PCB-36		543467	274772	268695	1.02	NO	17.20	0.94	17.17	17.23	25.00000	100.0		3555	2799
31	PCB-39		514571	258511	256060	1.01	NO	17.42	0.96	17.38	17.45	25.00000	100.0		3555	2799
32	PCB-38		484622	247236	237387	1.04	NO	17.75	0.97	17.72	17.78	25.00000	100.0		3555	2799
33	PCB-35		482682	242704	239978	1.01	NO	18.00	0.99	17.97	18.04	25.00000	100.0		3555	2799
34	ALS Canada Ltd. PCB-37		463645	236176	227469	1.04	NO	18.24	1.00	18.21	18.27	26.92510	107.7		3555	2799

**Quantify Sample Summary Report**      **MassLynx MassLynx V4.1 SCN 901**

Dataset: \\NABREWS002\Instdata\Organics Instrument\HIGHRES GCMS Completed Results Files\HR-5\1907\5-190717A2-0718ES.qld

Last Altered: Thursday, July 18, 2019 15:29:52 Eastern Daylight Time  
 Printed: Friday, September 06, 2019 17:37:28 Eastern Daylight Time

**Name: 5-190717A13, Date: 17-Jul-2019, Time: 19:26:59, ID: H5-19-WDM-595, Description: 1668A-CS7-018C, Vial: Tray1:2**

	Target Analyte	#Hom	Total Area	Ion1 Area	Ion2 Area	Ra	Ra Fail=Y...	RT	RRT	RT LCL	RT UCL	Conc.	%Rec	Mod.Comment	Noise 1	Noise 2
35	* PCB-54		1138536	502409	636127	0.79	NO	14.49	1.00	14.46	14.52	54.16949	108.3		730	1171
36	* PCB-50/53		1601801	700407	901394	0.78	NO	15.68	1.08	15.65	15.72	100.00000	100.0		1219	4949
37	PCB-45/51		1527462	666568	860894	0.77	NO	16.09	1.11	16.06	16.13	100.00000	100.0		1219	4949
38	PCB-46		685073	298957	386116	0.77	NO	16.26	1.12	16.23	16.29	50.00000	100.0		1219	4949
39	PCB-52		771444	335747	435697	0.77	NO	17.00	1.17	16.96	17.03	50.00000	100.0		1219	4949
40	PCB-73		1046413	455743	590670	0.77	NO	17.06	1.18	17.03	17.10	50.00000	100.0		1219	4949
41	PCB-43		672634	291822	380811	0.77	NO	17.13	1.18	17.10	17.17	50.00000	100.0		1219	4949
42	PCB-69/49		1727637	752505	975133	0.77	NO	17.23	1.19	17.20	17.26	100.00000	100.0		1219	4949
43	PCB-48		782068	342204	439864	0.78	NO	17.43	1.20	17.39	17.46	50.00000	100.0		1219	4949
44	PCB-44/47/65		2527375	1098296	1429079	0.77	NO	17.57	1.21	17.54	17.61	150.00000	100.0		1219	4949
45	PCB-59/62/75		3123464	1361959	1761505	0.77	NO	17.74	1.23	17.71	17.77	150.00000	100.0		1219	4949
46	PCB-42		664840	288301	376539	0.77	NO	17.86	1.23	17.82	17.89	50.00000	100.0		1219	4949
47	PCB-41/71/40		2335900	1014131	1321769	0.77	NO	18.13	1.25	18.10	18.16	150.00000	100.0		1219	4949
48	PCB-64		964671	422539	542132	0.78	NO	18.25	1.26	18.21	18.28	50.00000	100.0		1219	4949
49	* PCB-72		910397	392842	517555	0.76	NO	18.64	0.86	18.61	18.68	50.00000	100.0		2869	5403
50	PCB-68		928356	405793	522563	0.78	NO	18.80	0.86	18.77	18.83	50.00000	100.0		2869	5403
51	PCB-57		878282	382038	496244	0.77	NO	19.04	0.87	19.01	19.07	50.00000	100.0		2869	5403
52	PCB-58		883673	382680	500993	0.76	NO	19.18	0.88	19.15	19.21	50.00000	100.0		2869	5403
53	PCB-67		986573	427893	558680	0.77	NO	19.26	0.88	19.23	19.30	50.00000	100.0		2869	5403
54	PCB-63		937855	407689	530166	0.77	NO	19.41	0.89	19.38	19.44	50.00000	100.0		2869	5403
55	PCB-61/70/74/76		3520858	1517817	2003041	0.76	NO	19.59	0.90	19.56	19.63	200.00000	100.0		2869	5403
56	PCB-66		924412	399559	524853	0.76	NO	19.77	0.91	19.74	19.80	50.00000	100.0		2869	5403
57	PCB-55		836167	362931	473236	0.77	NO	19.88	0.91	19.85	19.92	50.00000	100.0		2869	5403
58	PCB-56		842075	363497	478578	0.76	NO	20.15	0.92	20.12	20.18	50.00000	100.0		2869	5403
59	PCB-60		848862	365635	483227	0.76	NO	20.27	0.93	20.24	20.30	50.00000	100.0		2869	5403
60	PCB-80		1008038	438781	569257	0.77	NO	20.40	0.94	20.37	20.43	50.00000	100.0		2869	5403
61	PCB-79		977508	425783	551725	0.77	NO	21.25	0.98	21.22	21.28	50.00000	100.0		2869	5403
62	PCB-78		835359	364833	470526	0.78	NO	21.57	0.99	21.53	21.60	50.00000	100.0		2869	5403
63	PCB-81		857248	370747	486500	0.76	NO	21.81	1.00	21.78	21.85	52.82556	105.7		2869	5403
64	PCB-77		800696	348253	452443	0.77	NO	22.11	1.00	22.08	22.14	52.03798	104.1		2869	5403
65	* PCB-104		973077	595049	378028	1.57	NO	17.53	1.00	17.50	17.57	49.67099	99.3		592	1099
66	PCB-96		942790	575348	367442	1.57	NO	17.77	1.01	17.74	17.80	50.00000	100.0		592	1099
67	* PCB-103		720740	444505	276235	1.61	NO	18.74	1.07	18.71	18.78	50.00000	100.0		5033	5008
68	PCB-94		594850	367151	227698	1.61	NO	18.88	1.08	18.85	18.92	50.00000	100.0		5033	5008
69	PCB-95		674876	425325	249551	1.70	NO	19.14	1.09	19.11	19.18	50.00000	100.0		5033	5008
70	PCB-100/93/102/98		2533303	1554969	978334	1.59	NO	19.31	1.10	19.27	19.34	200.00000	100.0	ES190718MJ	5033	5008
71	PCB-88/91 ALS Canada Ltd.		1273537	790633	482903	1.64	NO	19.59	1.12	19.56	19.63	100.00000	100.0	ES190718MJ	5033	5008

**Quantify Sample Summary Report**      **MassLynx MassLynx V4.1 SCN 901**

Dataset: \\NABREWS002\Instdata\Organics Instrument\HIGHRES GCMS Completed Results Files\HR-5\1907\5-190717A2-0718ES.qld

Last Altered: Thursday, July 18, 2019 15:29:52 Eastern Daylight Time

Printed: Friday, September 06, 2019 17:37:28 Eastern Daylight Time

**Name: 5-190717A13, Date: 17-Jul-2019, Time: 19:26:59, ID: H5-19-WDM-595, Description: 1668A-CS7-018C, Vial: Tray1:2**

	Target Analyte	#Hom	Total Area	Ion1 Area	Ion2 Area	Ra	Ra Fail=Y...	RT	RRT	RT LCL	RT UCL	Conc.	%Rec	Mod.Comment	Noise 1	Noise 2
72	PCB-84		575681	356462	219219	1.63	NO	19.74	1.13	19.71	19.78	50.00000	100.0		5033	5008
73	PCB-89		596466	368796	227670	1.62	NO	19.99	1.14	19.96	20.03	50.00000	100.0		5033	5008
74	PCB-121		864770	531603	333168	1.60	NO	20.11	1.15	20.08	20.15	50.00000	100.0		5033	5008
75	PCB-92		633361	392515	240846	1.63	NO	20.34	1.16	20.31	20.38	50.00000	100.0		5033	5008
76	PCB-113/90/101		2243250	1385248	858002	1.61	NO	20.64	1.18	20.61	20.67	150.00000	100.0		5033	5008
77	PCB-83/99		1244451	766769	477682	1.61	NO	20.95	0.91	20.92	20.99	100.00000	100.0		5033	5008
78	PCB-112		895845	555457	340388	1.63	NO	21.05	0.91	21.01	21.08	50.00000	100.0		5033	5008
79	PCB-109/119/86/97/125/87		4429810	2735259	1694551	1.61	NO	21.23	0.92	21.20	21.27	300.00000	100.0		5033	5008
80	PCB-117/116/85/110/115		3966268	2450957	1515312	1.62	NO	21.66	0.94	21.62	21.69	250.00000	100.0	ES190718MB	5033	5008
81	PCB-82		528035	327985	200050	1.64	NO	21.93	0.95	21.89	21.96	50.00000	100.0		5033	5008
82	PCB-111		876669	541990	334679	1.62	NO	22.04	0.95	22.00	22.07	50.00000	100.0		5033	5008
83	PCB-120		940220	581804	358416	1.62	NO	22.28	0.96	22.24	22.31	50.00000	100.0		5033	5008
84	* PCB-108/124		1487970	906273	581698	1.56	NO	22.91	0.99	22.88	22.94	100.00000	100.0		6530	2506
85	PCB-107		793483	479977	313506	1.53	NO	23.03	1.00	23.00	23.06	50.00000	100.0		6530	2506
86	PCB-123		691365	425727	265638	1.60	NO	23.10	1.00	23.07	23.14	50.85505	101.7		6530	2506
87	PCB-106		740276	454339	285937	1.59	NO	23.17	1.00	23.14	23.21	50.00000	100.0		6530	2506
88	PCB-118		739056	452570	286486	1.58	NO	23.27	1.00	23.24	23.30	50.99957	102.0		6530	2506
89	PCB-122		704455	434989	269466	1.61	NO	23.48	1.00	23.44	23.51	50.00000	100.0		6530	2506
90	PCB-114		761176	465865	295311	1.58	NO	23.57	1.00	23.54	23.61	54.50961	109.0		6530	2506
91	PCB-105		764666	473596	291070	1.63	NO	23.92	1.00	23.89	23.96	55.37838	110.8		6530	2506
92	PCB-127		762922	470508	292413	1.61	NO	24.64	1.03	24.60	24.67	50.00000	100.0		6530	2506
93	PCB-126		716600	437180	279420	1.56	NO	25.51	1.00	25.47	25.54	54.91772	109.8		6530	2506
94	* PCB-155		987184	547404	439780	1.24	NO	20.51	1.00	20.48	20.54	50.86501	101.7		574	656
95	PCB-152		921641	513237	408405	1.26	NO	20.69	1.01	20.65	20.72	50.00000	100.0		574	656
96	PCB-150		950245	530580	419665	1.26	NO	20.74	1.01	20.71	20.78	50.00000	100.0		574	656
97	PCB-136		928816	516218	412598	1.25	NO	20.98	1.02	20.95	21.02	50.00000	100.0		574	656
98	PCB-145		909655	505557	404098	1.25	NO	21.11	1.03	21.08	21.15	50.00000	100.0		574	656
99	PCB-148		695717	386259	309458	1.25	NO	21.83	1.07	21.80	21.87	50.00000	100.0		574	656
100	PCB-151/135		1297159	716552	580606	1.23	NO	22.19	1.08	22.16	22.23	100.00000	100.0		574	656
101	PCB-154		886719	492004	394716	1.25	NO	22.28	1.09	22.24	22.31	50.00000	100.0		574	656
102	PCB-144		683900	378010	305890	1.24	NO	22.48	1.10	22.45	22.51	50.00000	100.0		574	656
103	* PCB-147/149		1316059	718267	597791	1.20	NO	22.67	1.11	22.63	22.70	100.00000	100.0		2074	4179
104	PCB-134/143		1094212	601574	492637	1.22	NO	22.82	1.11	22.79	22.86	100.00000	100.0		2074	4179
105	PCB-139/140		1302118	712747	589372	1.21	NO	22.98	1.12	22.95	23.01	100.00000	100.0		2074	4179
106	PCB-131		509531	279569	229963	1.22	NO	23.11	0.88	23.08	23.15	50.00000	100.0		2074	4179
107	PCB-142		558858	305503	253355	1.21	NO	23.21	0.88	23.18	23.24	50.00000	100.0		2074	4179
108	PCB-132		558940	305880	253060	1.21	NO	23.27	0.89	23.23	23.30	50.00000	100.0		2074	4179

Quantify Sample Summary Report

MassLynx MassLynx V4.1 SCN 901

Dataset: \\NABREWS002\Instdata\Organics Instrument\HIGHRES GCMS Completed Results Files\HR-5\1907\5-190717A2-0718ES.qld

Last Altered: Thursday, July 18, 2019 15:29:52 Eastern Daylight Time

Printed: Friday, September 06, 2019 17:37:28 Eastern Daylight Time

Name: 5-190717A13, Date: 17-Jul-2019, Time: 19:26:59, ID: H5-19-WDM-595, Description: 1668A-CS7-018C, Vial: Tray1:2

	Target Analyte	#Hom	Total Area	Ion1 Area	Ion2 Area	Ra	Ra Fail=Y...	RT	RRT	RT LCL	RT UCL	Conc.	%Rec	Mod.Comment	Noise 1	Noise 2
109	PCB-133		606545	331078	275468	1.20	NO	23.55	0.89	23.52	23.58	50.00000	100.0		2074	4179
110	PCB-165		759698	416376	343321	1.21	NO	23.75	0.90	23.72	23.79	50.00000	100.0		2074	4179
111	PCB-146		663390	361125	302265	1.19	NO	23.88	0.90	23.84	23.91	50.00000	100.0		2074	4179
112	PCB-161		848731	464517	384214	1.21	NO	23.96	0.91	23.93	23.99	50.00000	100.0		2074	4179
113	PCB-153/168		1559465	850586	708879	1.20	NO	24.21	0.92	24.18	24.25	100.00000	100.0		2074	4179
114	PCB-141		634956	346762	288193	1.20	NO	24.33	0.92	24.30	24.37	50.00000	100.0		2074	4179
115	PCB-130		537787	290597	247190	1.18	NO	24.55	0.93	24.52	24.59	50.00000	100.0		2074	4179
116	PCB-137/164		1429254	774492	654762	1.18	NO	24.72	0.94	24.69	24.75	100.00000	100.0	ES190718MJ	2074	4179
117	PCB-138/163/129		1775721	967563	808158	1.20	NO	24.89	0.94	24.86	24.92	150.00000	100.0		2074	4179
118	PCB-160		881499	481499	400000	1.20	NO	24.99	0.95	24.95	25.02	50.00000	100.0		2074	4179
119	PCB-158		918851	498657	420194	1.19	NO	25.08	0.95	25.05	25.12	50.00000	100.0		2074	4179
120	PCB-128/166		1406606	765491	641115	1.19	NO	25.56	0.97	25.52	25.59	100.00000	100.0		2074	4179
121	PCB-159		834098	454385	379713	1.20	NO	26.01	0.99	25.98	26.05	50.00000	100.0		2074	4179
122	PCB-162		784941	429701	355240	1.21	NO	26.16	0.99	26.13	26.19	50.00000	100.0		2074	4179
123	PCB-167		838927	458963	379963	1.21	NO	26.40	1.00	26.37	26.43	52.01013	104.0		2074	4179
124	PCB-156/157		1613914	884547	729367	1.21	NO	27.04	1.00	27.01	27.07	104.55457	104.6		2074	4179
125	PCB-169		791918	434306	357613	1.21	NO	28.70	1.00	28.66	28.73	53.12932	106.3		2074	4179
126	* PCB-188		793684	395852	397832	1.00	NO	23.51	1.00	23.48	23.55	50.55029	101.1		1549	1053
127	PCB-179		805607	405007	400601	1.01	NO	23.73	1.01	23.70	23.76	50.00000	100.0		1549	1053
128	PCB-184		827955	418739	409216	1.02	NO	23.95	1.02	23.91	23.98	50.00000	100.0		1549	1053
129	PCB-176		798580	401951	396629	1.01	NO	24.18	1.03	24.14	24.21	50.00000	100.0		1549	1053
130	PCB-186		754483	377304	377179	1.00	NO	24.44	1.04	24.41	24.48	50.00000	100.0		1549	1053
131	PCB-178		569195	286837	282358	1.02	NO	25.08	1.07	25.05	25.12	50.00000	100.0		1549	1053
132	PCB-175		586666	293093	293573	1.00	NO	25.41	1.08	25.38	25.44	50.00000	100.0		1549	1053
133	PCB-187		619947	310281	309666	1.00	NO	25.54	1.09	25.51	25.58	50.00000	100.0		1549	1053
134	PCB-182		619109	311014	308095	1.01	NO	25.64	1.09	25.61	25.67	50.00000	100.0		1549	1053
135	PCB-183		623638	311720	311919	1.00	NO	25.86	1.10	25.82	25.89	50.00000	100.0		1549	1053
136	PCB-185		528966	266898	262067	1.02	NO	25.94	1.10	25.91	25.98	50.00000	100.0		1549	1053
137	PCB-174		618483	310748	307736	1.01	NO	26.01	1.11	25.98	26.05	50.00000	100.0		1549	1053
138	PCB-177		558598	280525	278073	1.01	NO	26.26	1.12	26.22	26.29	50.00000	100.0		1549	1053
139	PCB-181		572926	287679	285247	1.01	NO	26.45	0.88	26.42	26.48	50.00000	100.0		1549	1053
140	PCB-171/173		1098145	549063	549082	1.00	NO	26.58	0.89	26.55	26.62	100.00000	100.0		1549	1053
141	PCB-172		566702	281910	284791	0.99	NO	27.37	0.91	27.33	27.40	50.00000	100.0		1549	1053
142	PCB-192		688281	345475	342806	1.01	NO	27.51	0.92	27.48	27.55	50.00000	100.0		1549	1053
143	PCB-180/193		1324074	666455	657619	1.01	NO	27.68	0.92	27.65	27.72	100.00000	100.0		1549	1053
144	PCB-191		751027	378072	372955	1.01	NO	27.89	0.93	27.85	27.92	50.00000	100.0		1549	1053
145	PCB-179		546789	274407	272382	1.01	NO	28.39	0.95	28.36	28.43	50.00000	100.0		1549	1053

**Quantify Sample Summary Report**      **MassLynx MassLynx V4.1 SCN 901**

Dataset: \\NABREWS002\Instdata\Organics Instrument\HIGHRES GCMS Completed Results Files\HR-5\1907\5-190717A2-0718ES.qld

Last Altered: Thursday, July 18, 2019 15:29:52 Eastern Daylight Time

Printed: Friday, September 06, 2019 17:37:28 Eastern Daylight Time

**Name: 5-190717A13, Date: 17-Jul-2019, Time: 19:26:59, ID: H5-19-WDM-595, Description: 1668A-CS7-018C, Vial: Tray1:2**

	Target Analyte	#Hom	Total Area	Ion1 Area	Ion2 Area	Ra	Ra Fail=Y...	RT	RRT	RT LCL	RT UCL	Conc.	%Rec	Mod.Comment	Noise 1	Noise 2
146	PCB-190		835873	416433	419439	0.99	NO	28.66	0.96	28.63	28.69	50.00000	100.0		1549	1053
147	* PCB-189		656965	333516	323449	1.03	NO	29.96	1.00	29.93	29.99	55.88770	111.8		1453	1377
148	* PCB-202		1183354	556297	627058	0.89	NO	26.28	1.00	26.25	26.31	74.56402	99.4		573	788
149	PCB-201		1284870	608090	676780	0.90	NO	26.75	1.02	26.72	26.78	75.00000	100.0		573	788
150	PCB-204		1268797	599633	669165	0.90	NO	27.09	1.03	27.06	27.12	75.00000	100.0		573	788
151	PCB-197		1273943	600152	673791	0.89	NO	27.21	1.04	27.18	27.24	75.00000	100.0		573	788
152	PCB-200		1290405	611223	679182	0.90	NO	27.31	1.04	27.27	27.34	75.00000	100.0		573	788
153	PCB-198/199		1912564	905392	1007172	0.90	NO	28.70	0.92	28.66	28.73	150.00000	100.0		573	788
154	PCB-196		977382	464547	512836	0.91	NO	29.04	0.93	29.00	29.07	75.00000	100.0		573	788
155	PCB-203		1023210	484128	539082	0.90	NO	29.14	0.93	29.11	29.18	75.00000	100.0		573	788
156	* PCB-195		669503	316645	352858	0.90	NO	29.86	0.95	29.83	29.90	75.00000	100.0		1044	1013
157	PCB-194		732351	349225	383126	0.91	NO	31.08	0.99	31.05	31.12	75.00000	100.0		1044	1013
158	PCB-205		860501	410006	450496	0.91	NO	31.35	1.00	31.32	31.39	72.65783	96.9		1044	1013
159	* PCB-208		932552	414791	517761	0.80	NO	29.70	1.00	29.67	29.74	83.69931	111.6		702	1307
160	PCB-207		982576	439890	542687	0.81	NO	30.17	1.02	30.14	30.20	75.00000	100.0		702	1307
161	PCB-206		697069	311173	385896	0.81	NO	32.43	1.00	32.39	32.46	82.86551	110.5		702	1307
162	* PCB-209		878275	474289	403986	1.17	NO	33.56	1.00	33.53	33.59	90.82786	121.1		214	225
163	13C-PCB-31		1782384	911957	870426	1.05	NO	15.82	0.87	15.79	15.85	80.47492	80.5		23410	10920
164	13C-PCB-95		853357	520240	333117	1.56	NO	19.12	1.09	19.09	19.16	91.71918	91.7		2073	2263
165	13C-PCB-153		1198154	672540	525614	1.28	NO	24.18	1.18	24.14	24.21	83.50610	83.5		3300	2466
166	13C-PCB-28		1819398	924776	894622	1.03	NO	15.99	0.94	15.95	16.02	83.16622	83.2		23410	10920
167	13C-PCB-111		1144534	702469	442066	1.59	NO	22.02	1.07	21.98	22.05	86.25981	86.3		2073	2263
168	13C-PCB-178		1027362	522145	505217	1.03	NO	25.07	1.01	25.04	25.11	96.01649	96.0		1394	1534
169	13C-PCB-1		2100149	1578097	522052	3.02	NO	8.97	0.75	8.93	9.00	77.40829	77.4		2370	10783
170	13C-PCB-3		1973361	1477614	495748	2.98	NO	10.48	0.88	10.45	10.51	78.04765	78.0		2370	10783
171	13C-PCB-4		1682068	1029224	652844	1.58	NO	10.63	0.89	10.60	10.67	97.69159	97.7		4853	1717
172	13C-PCB-15		1916598	1188963	727635	1.63	NO	14.30	1.20	14.26	14.33	75.15681	75.2		6998	5841
173	13C-PCB-19		1485725	741332	744392	1.00	NO	12.62	1.06	12.59	12.66	111.64650	111.6		27856	12492
174	13C-PCB-37		1633756	833726	800030	1.04	NO	18.23	1.07	18.20	18.26	86.29940	86.3		23410	10920
175	13C-PCB-54		2007452	880761	1126691	0.78	NO	14.47	0.85	14.44	14.51	125.57667	125.6		5175	3928
176	13C-PCB-81		1357983	610125	747857	0.82	NO	21.80	1.06	21.76	21.83	83.86033	83.9		4613	2688
177	13C-PCB-77		1370148	622550	747598	0.83	NO	22.10	1.07	22.07	22.13	83.61861	83.6		4613	2688
178	13C-PCB-104		1703517	1037325	666192	1.56	NO	17.51	1.03	17.48	17.55	120.14087	120.1		1379	1145
179	13C-PCB-123		1277708	787834	489874	1.61	NO	23.09	1.12	23.06	23.12	87.73103	87.7		3442	2797
180	13C-PCB-118		1259029	773606	485423	1.59	NO	23.26	1.13	23.23	23.29	88.28908	88.3		3442	2797
181	13C-PCB-114		1200694	742960	457735	1.62	NO	23.56	0.95	23.53	23.59	88.00856	88.0		3442	2797
182	13C-PCB-105		1181183	727994	453188	1.61	NO	23.91	0.96	23.88	23.94	85.37505	85.4		3442	2797



**Quantify Sample Summary Report**      **MassLynx MassLynx V4.1 SCN 901**

Dataset: \\NABREWS002\Instdata\Organics Instrument\HIGHRES GCMS Completed Results Files\HR-5\1907\5-190717A2-0718ES.qld

Last Altered: Thursday, July 18, 2019 15:29:52 Eastern Daylight Time  
 Printed: Friday, September 06, 2019 17:37:28 Eastern Daylight Time

**Name: 5-190717A13, Date: 17-Jul-2019, Time: 19:26:59, ID: H5-19-WDM-595, Description: 1668A-CS7-018C, Vial: Tray1:2**

	Target Analyte	#Hom	Total Area	Ion1 Area	Ion2 Area	Ra	Ra Fail=Y...	RT	RRT	RT LCL	RT UCL	Conc.	%Rec	Mod.Comment	Noise 1	Noise 2
183	13C-PCB-126		1117176	688382	428794	1.61	NO	25.49	1.03	25.46	25.53	85.04115	85.0		3442	2797
184	13C-PCB-155		1825768	1012067	813702	1.24	NO	20.50	0.99	20.47	20.53	118.37039	118.4		824	1393
185	13C-PCB-167		1327577	757991	569586	1.33	NO	26.39	1.06	26.36	26.42	99.96905	100.0		3300	2466
186	13C-PCB-156/157		2524300	1426618	1097682	1.30	NO	27.03	1.09	27.00	27.06	197.56166	98.8		3300	2466
187	13C-PCB-169		1283848	728458	555390	1.31	NO	28.68	1.15	28.65	28.72	106.43334	106.4		3300	2466
188	13C-PCB-188		1570088	797672	772416	1.03	NO	23.50	0.95	23.47	23.53	107.88652	107.9		1394	1534
189	13C-PCB-189		1223214	626352	596862	1.05	NO	29.95	0.96	29.92	29.98	100.20051	100.2		1734	1229
190	13C-PCB-202		1464051	691597	772454	0.90	NO	26.27	1.06	26.23	26.30	119.27413	119.3		964	1061
191	13C-PCB-205		1229824	575085	654739	0.88	NO	31.34	1.01	31.31	31.38	101.83918	101.8		1720	1813
192	13C-PCB-208		1010126	441229	568897	0.78	NO	29.69	0.96	29.66	29.72	95.45357	95.5		750	976
193	13C-PCB-206		747074	328827	418247	0.79	NO	32.41	1.04	32.38	32.45	109.09384	109.1		750	976
194	13C-PCB-209		1072025	581981	490045	1.19	NO	33.53	1.08	33.50	33.57	104.85903	104.9		291	269
195	13C-PCB-9		2715796	1641684	1074112	1.53	NO	11.90	0.48	11.86	11.93	100.00000	100.0		4853	1717
196	13C-PCB-52		1187657	538322	649335	0.83	NO	16.99	0.68	16.95	17.02	100.00000	100.0		4432	2917
197	13C-PCB-101		1012087	619599	392488	1.58	NO	20.64	0.83	20.61	20.67	100.00000	100.0		2073	2263
198	13C-PCB-138		1116895	633550	483344	1.31	NO	24.87	0.00	24.83	24.90	100.00000	100.0		3300	2466
199	13C-PCB-194		969971	449859	520112	0.86	NO	31.07	1.25	31.04	31.10	100.00000	100.0		1720	1813
200	Total MoCB-F1	10		1388341								89782.61701			1120	
201	Total DiCB-F1	8		2452101								16663.64299			1197	
202	Total DiCB-F2	6		1642294								16547.52224			2716	
203	Total TrCB-F1	1		237077								27.02485			1447	
204	Total TrCB-F2	8		1783171								4012.68863			1567	
205	Total TrCB-F3	19		4170937								140365.76053			3555	
206	Total TeCB-F2	1		502630								54.16949			730	
207	Total TeCB-F3	13		8029180								1100.00000			1219	
208	Total TeCB-F4	26		7457796								263946.38657			2869	
209	Total PeCB-F3	4		1170535								462.71457			592	
210	Total PeCB-F4	21		14611523								54808.88799			5033	
211	Total PeCB-F5	34		5195914								548568.06130			6530	
212	Total HxCB-F4	12		4586026								938.10303			574	
213	Total HxCB-F5	38		12327820								425154.51614			2074	
214	Total HpCB-F5	26		7643801								165989.37807			1549	
215	Total HpCB-F6	1		392857								55.88770			1453	
216	Total OcCB-F5	10		4829648								1070.41294			573	
217	Total OcCB-F6	7		1114136								168928.72130			1044	
218	Total NoCB-F6	5		1166324								2345.10575			702	
219	Total DiCB-F7	1		474289								90.82786			211	

**Quantify Sample Summary Report      MassLynx MassLynx V4.1 SCN 901**

Dataset:      \\NABREWS002\Instdata\Organics Instrument\HIGHRES GCMS Completed Results Files\HR-5\1907\5-190717A2-0718ES.qld

Last Altered:    Thursday, July 18, 2019 15:29:52 Eastern Daylight Time  
 Printed:        Friday, September 06, 2019 17:37:28 Eastern Daylight Time

**Name: 5-190717A13, Date: 17-Jul-2019, Time: 19:26:59, ID: H5-19-WDM-595, Description: 1668A-CS7-018C, Vial: Tray1:2**

	Target Analyte	#Hom	Total Area	Ion1 Area	Ion2 Area	Ra	Ra Fail=Y...	RT	RRT	RT LCL	RT UCL	Conc.	%Rec	Mod.Comment	Noise 1	Noise 2
220	Total 13C-MoCB-F1	2		3055711								155.45594			2370	
221	Total 13C-DiCB-F1	4		2674554								198.14576			4853	
222	Total 13C-DiCB-F2	1		1188963								75.15681			6998	
223	Total 13C-TrCB-F1	1		798258								111.64650			27856	
224	Total 13C-TrCB-F3	3		2685112								249.94053			23410	
225	Total 13C-TeCB-F2	1		881609								125.57667			5175	
226	Total 13C-TeCB-F3	4		554867								103.10645			4432	
227	Total 13C-TeCB-F4	2		1255875								167.47893			4613	
228	Total 13C-PeCB-F3	1		1038316								120.14087			1379	
229	Total 13C-PeCB-F4	9		1848619								281.05997			2073	
230	Total 13C-PeCB-F5	5		3793117								434.44487			3442	
231	Total 13C-HxCB-F4	1		1017630								118.37039			824	
232	Total 13C-HxCB-F5	15		4253693								614.45965			3300	
233	Total 13C-HpCB-F5	2		1344154								203.90301			1394	
234	Total 13C-HpCB-F6	1		666066								100.20051			1734	
235	Total 13C-OcCB-F5	1		697231								119.27413			964	
236	Total 13C-OcCB-F6	7		1048326								212.01770			1720	
237	Total 13C-NoCB-F6	2		771778								204.54741			750	
238	Total 13C-DeCB-F7	1		582041								104.85903			291	
239	Lockmass F1			0											485042	
240	Lockmass F2			0											183143	
241	Lockmass F3			0											359117	
242	Lockmass F4			0											267258	
243	Lockmass F5			0											90608	
244	Lockmass F6			0											55459	
245	Lockmass F7			0											29040	

**Quantify Sample Summary Report**      **MassLynx MassLynx V4.1 SCN 901**

Dataset: \\NABREWS002\Instdata\Organics Instrument\HIGHRES GCMS Completed Results Files\HR-5\1907\5-190717A2-0718ES.qld

Last Altered: Thursday, July 18, 2019 15:29:52 Eastern Daylight Time  
 Printed: Friday, September 06, 2019 17:37:28 Eastern Daylight Time

**Name: 5-190717A17, Date: 17-Jul-2019, Time: 22:13:59, ID: WG3081836-1, Description: MB, Vial: Tray1:14**

	Target Analyte	#Hom	Total Area	Ion1 Area	Ion2 Area	Ra	Ra Fail=Y...	RT	RRT	RT LCL	RT UCL	Conc.	%Rec	Mod.Comment	Noise 1	Noise 2
1	* PCB-1		360	107	253	0.43	YES	8.87	0.99	8.84	8.90	4.22974			1136	796
2	PCB-2														1136	796
3	PCB-3														1136	796
4	*PCB-4														776	5482
5	PCB-10														776	5482
6	PCB-9														776	5482
7	PCB-7														776	5482
8	PCB-6														776	5482
9	PCB-5														776	5482
10	PCB-8														776	5482
11	* PCB-14														951	3810
12	PCB-11		5946	3898	2049	1.90	YES	13.90	0.97	13.87	13.93	65.34567			951	3810
13	PCB-13/12														951	3810
14	PCB-15														951	3810
15	* PCB-19														1071	938
16	* PCB-30/18		868	460	408	1.13	NO	13.73	1.09	13.69	13.76	9.53683			2570	1150
17	PCB-17		372	180	192	0.94	NO	13.96	1.11	13.92	13.99	4.82245		ES190718MA	2570	1150
18	PCB-27														2570	1150
19	PCB-24														2570	1150
20	PCB-16		345	202	143	1.41	YES	14.25	1.13	14.22	14.28	5.36642		ES190718MA	2570	1150
21	PCB-32														2570	1150
22	* PCB-34														1284	1615
23	PCB-23														1284	1615
24	PCB-29/26														1284	1615
25	PCB-25														1284	1615
26	PCB-31		1022	624	397	1.57	YES	15.82	0.87	15.79	15.85	9.61507		ES190718MA	1284	1615
27	PCB-28/20		999	571	428	1.34	YES	15.99	0.88	15.95	16.02	10.32628		ES190718MJ	1284	1615
28	PCB-21/33		786	336	451	0.74	YES	16.12	0.89	16.09	16.16	8.14858			1284	1615
29	PCB-22		689	336	354	0.95	NO	16.36	0.90	16.33	16.39	7.55183		ES190718MA	1284	1615
30	PCB-36														1284	1615
31	PCB-39														1284	1615
32	PCB-38														1284	1615
33	PCB-35														1284	1615
34	PCB-37														1284	1615
35	* PCB-54														464	681
36	* PCB-50/53														826	839
37	PCB-45/51		356	126	231	0.55	YES	16.07	1.11	16.03	16.10	4.51085		ES190718MB	826	839

**Quantify Sample Summary Report**      **MassLynx MassLynx V4.1 SCN 901**

Dataset: \\NABREWS002\Instdata\Organics Instrument\HIGHRES GCMS Completed Results Files\HR-5\1907\5-190717A2-0718ES.qld

Last Altered: Thursday, July 18, 2019 15:29:52 Eastern Daylight Time  
 Printed: Friday, September 06, 2019 17:37:28 Eastern Daylight Time

**Name: 5-190717A17, Date: 17-Jul-2019, Time: 22:13:59, ID: WG3081836-1, Description: MB, Vial: Tray1:14**

	Target Analyte	#Hom	Total Area	Ion1 Area	Ion2 Area	Ra	Ra Fail=Y...	RT	RRT	RT LCL	RT UCL	Conc.	%Rec	Mod.Comment	Noise 1	Noise 2
38	PCB-46														826	839
39	PCB-52		731	362	369	0.98	YES	16.97	1.17	16.93	17.00	9.15447			826	839
40	PCB-73														826	839
41	PCB-43														826	839
42	PCB-69/49		381	179	202	0.89	YES	17.24	1.19	17.21	17.27	4.26665			826	839
43	PCB-48														826	839
44	PCB-44/47/65		1236	632	604	1.05	YES	17.55	1.21	17.52	17.59	14.17666			826	839
45	PCB-59/62/75														826	839
46	PCB-42		152	64	87	0.74	NO	17.83	1.23	17.79	17.86	2.20490			826	839
47	PCB-41/71/40														826	839
48	PCB-64														826	839
49	* PCB-72														684	1089
50	PCB-68														684	1089
51	PCB-57														684	1089
52	PCB-58														684	1089
53	PCB-67														684	1089
54	PCB-63														684	1089
55	PCB-61/70/74/76		1023	368	656	0.56	YES	19.58	0.90	19.54	19.61	11.23482			684	1089
56	PCB-66		456	175	281	0.62	YES	19.73	0.91	19.70	19.77	4.76215			684	1089
57	PCB-55														684	1089
58	PCB-56														684	1089
59	PCB-60														684	1089
60	PCB-80														684	1089
61	PCB-79														684	1089
62	PCB-78														684	1089
63	PCB-81														684	1089
64	PCB-77														684	1089
65	* PCB-104														540	652
66	PCB-96														540	652
67	* PCB-103														619	713
68	PCB-94														619	713
69	PCB-95		458	243	215	1.13	YES	19.11	1.09	19.08	19.15	5.70535			619	713
70	PCB-100/93/102/98														619	713
71	PCB-88/91														619	713
72	PCB-84														619	713
73	PCB-89														619	713
74	PCB-121														619	713

**Quantify Sample Summary Report**      **MassLynx MassLynx V4.1 SCN 901**

Dataset: \\NABREWS002\Instdata\Organics Instrument\HIGHRES GCMS Completed Results Files\HR-5\1907\5-190717A2-0718ES.qld

Last Altered: Thursday, July 18, 2019 15:29:52 Eastern Daylight Time  
 Printed: Friday, September 06, 2019 17:37:28 Eastern Daylight Time

**Name: 5-190717A17, Date: 17-Jul-2019, Time: 22:13:59, ID: WG3081836-1, Description: MB, Vial: Tray1:14**

	Target Analyte	#Hom	Total Area	Ion1 Area	Ion2 Area	Ra	Ra Fail=Y...	RT	RRT	RT LCL	RT UCL	Conc.	%Rec	Mod.Comment	Noise 1	Noise 2
75	PCB-92														619	713
76	PCB-113/90/101		491	301	190	1.58	NO	20.63	1.18	20.60	20.66	5.51982			619	713
77	PCB-83/99														619	713
78	PCB-112														619	713
79	PCB-109/119/86/97/125/87														619	713
80	PCB-117/116/85/110/115		475	318	156	2.04	YES	21.71	0.94	21.68	21.75	5.02826		ES190718MB	619	713
81	PCB-82														619	713
82	PCB-111														619	713
83	PCB-120														619	713
84	* PCB-108/124														400	1000
85	PCB-107														400	1000
86	PCB-123														400	1000
87	PCB-106														400	1000
88	PCB-118		326	192	134	1.43	NO	23.26	1.00	23.23	23.29	3.52317			400	1000
89	PCB-122														400	1000
90	PCB-114														400	1000
91	PCB-105														400	1000
92	PCB-127														400	1000
93	PCB-126		204	132	72	1.83	YES	25.49	1.00	25.46	25.53	2.17976			400	1000
94	* PCB-155														346	291
95	PCB-152														346	291
96	PCB-150														346	291
97	PCB-136														346	291
98	PCB-145														346	291
99	PCB-148														346	291
100	PCB-151/135														346	291
101	PCB-154														346	291
102	PCB-144														346	291
103	* PCB-147/149		267	144	122	1.18	NO	22.65	1.11	22.62	22.69	3.04183			426	500
104	PCB-134/143														426	500
105	PCB-139/140														426	500
106	PCB-131														426	500
107	PCB-142														426	500
108	PCB-132														426	500
109	PCB-133														426	500
110	PCB-165														426	500
111	PCB-146														426	500

**Quantify Sample Summary Report**      **MassLynx MassLynx V4.1 SCN 901**

Dataset: \\NABREWS002\Instdata\Organics Instrument\HIGHRES GCMS Completed Results Files\HR-5\1907\5-190717A2-0718ES.qld

Last Altered: Thursday, July 18, 2019 15:29:52 Eastern Daylight Time

Printed: Friday, September 06, 2019 17:37:28 Eastern Daylight Time

**Name: 5-190717A17, Date: 17-Jul-2019, Time: 22:13:59, ID: WG3081836-1, Description: MB, Vial: Tray1:14**

	Target Analyte	#Hom	Total Area	Ion1 Area	Ion2 Area	Ra	Ra Fail=Y...	RT	RRT	RT LCL	RT UCL	Conc.	%Rec	Mod.Comment	Noise 1	Noise 2
112	PCB-161														426	500
113	PCB-153/168		282	123	160	0.77	YES	24.17	0.92	24.13	24.20	2.71645			426	500
114	PCB-141														426	500
115	PCB-130														426	500
116	PCB-137/164														426	500
117	PCB-138/163/129		316	160	157	1.02	YES	24.88	0.94	24.84	24.91	4.00712			426	500
118	PCB-160														426	500
119	PCB-158														426	500
120	PCB-128/166														426	500
121	PCB-159														426	500
122	PCB-162														426	500
123	PCB-167														426	500
124	PCB-156/157														426	500
125	PCB-169														426	500
126	* PCB-188														464	267
127	PCB-179														464	267
128	PCB-184														464	267
129	PCB-176														464	267
130	PCB-186														464	267
131	PCB-178														464	267
132	PCB-175														464	267
133	PCB-187														464	267
134	PCB-182														464	267
135	PCB-183														464	267
136	PCB-185														464	267
137	PCB-174														464	267
138	PCB-177														464	267
139	PCB-181														464	267
140	PCB-171/173														464	267
141	PCB-172														464	267
142	PCB-192														464	267
143	PCB-180/193		195	77	118	0.65	YES	27.68	0.92	27.65	27.72	2.20152			464	267
144	PCB-191														464	267
145	PCB-170														464	267
146	PCB-190														464	267
147	* PCB-189														264	264
148	* PCB-202														290	402

**Quantify Sample Summary Report**      **MassLynx MassLynx V4.1 SCN 901**

Dataset: \\NABREWS002\Instdata\Organics Instrument\HIGHRES GCMS Completed Results Files\HR-5\1907\5-190717A2-0718ES.qld

Last Altered: Thursday, July 18, 2019 15:29:52 Eastern Daylight Time

Printed: Friday, September 06, 2019 17:37:28 Eastern Daylight Time

**Name: 5-190717A17, Date: 17-Jul-2019, Time: 22:13:59, ID: WG3081836-1, Description: MB, Vial: Tray1:14**

	Target Analyte	#Hom	Total Area	Ion1 Area	Ion2 Area	Ra	Ra Fail=Y...	RT	RRT	RT LCL	RT UCL	Conc.	%Rec	Mod.Comment	Noise 1	Noise 2
149	PCB-201														190	402
150	PCB-204														190	402
151	PCB-197														190	402
152	PCB-200														190	402
153	PCB-198/199														190	402
154	PCB-196														190	402
155	PCB-203														190	402
156	* PCB-195														212	203
157	PCB-194		142	70	72	0.96	NO	31.06	0.99	31.02	31.09	1.96284			212	203
158	PCB-205														212	203
159	* PCB-208														301	574
160	PCB-207														301	574
161	PCB-206														301	574
162	* PCB-209														103	138
163	13C-PCB-31														22399	8208
164	13C-PCB-95														1458	1347
165	13C-PCB-153		1036	499	537	0.93	YES	24.15	1.18	24.12	24.19	10.83561	0.1		1518	1589
166	13C-PCB-28		358853	189895	168958	1.12	NO	15.97	0.94	15.93	16.00	1628.34415	40.7		22399	8208
167	13C-PCB-111		272995	166425	106570	1.56	NO	22.00	1.07	21.97	22.03	2137.21856	53.4		1458	1347
168	13C-PCB-178		295198	152490	142707	1.07	NO	25.05	1.01	25.01	25.08	2751.74420	68.8		1251	1043
169	13C-PCB-1		313879	232539	81341	2.86	NO	8.94	0.75	8.91	8.97	1088.32702	27.2		2040	14380
170	13C-PCB-3		322508	241003	81506	2.96	NO	10.47	0.88	10.43	10.50	1199.92417	30.0		2040	14380
171	13C-PCB-4		277128	169581	107546	1.58	NO	10.63	0.90	10.60	10.67	1514.09468	37.9		6487	1978
172	13C-PCB-15		359073	223137	135937	1.64	NO	14.28	1.20	14.24	14.31	1324.58573	33.1		7746	2739
173	13C-PCB-19		251705	124809	126897	0.98	NO	12.61	1.06	12.58	12.64	1779.33968	44.5		26310	7979
174	13C-PCB-37		348692	183057	165635	1.11	NO	18.21	1.07	18.18	18.24	1828.40794	45.7		22399	8208
175	13C-PCB-54		327560	142694	184866	0.77	NO	14.45	0.85	14.42	14.49	2034.06509	50.9		4510	3536
176	13C-PCB-81		311959	141435	170523	0.83	NO	21.79	1.06	21.75	21.82	2001.12628	50.0		5840	2294
177	13C-PCB-77		340560	154728	185832	0.83	NO	22.08	1.07	22.05	22.12	2158.95754	54.0		5840	2294
178	13C-PCB-104		344701	207047	137654	1.50	NO	17.49	1.03	17.46	17.53	2525.23283	63.1		999	778
179	13C-PCB-123		326588	201493	125095	1.61	NO	23.07	1.12	23.03	23.10	2329.36346	58.2		2418	1831
180	13C-PCB-118		321563	199258	122305	1.63	NO	23.23	1.13	23.20	23.27	2342.35135	58.6		2418	1831
181	13C-PCB-114		302473	187757	114715	1.64	NO	23.54	0.95	23.50	23.57	2302.99749	57.6		2418	1831
182	13C-PCB-105		329501	202975	126527	1.60	NO	23.90	0.96	23.87	23.93	2473.92109	61.8		2418	1831
183	13C-PCB-126		320487	197239	123248	1.60	NO	25.48	1.03	25.45	25.52	2534.15555	63.4		2418	1831
184	13C-PCB-155		364417	201424	162994	1.24	NO	20.47	0.99	20.44	20.51	2454.20727	61.4		848	664
185	13C-PCB-167		393546	223601	169945	1.23	NO	26.38	1.06	26.34	26.41	2955.79552	73.9		1518	1589

**Quantify Sample Summary Report**      **MassLynx MassLynx V4.1 SCN 901**

Dataset: \\NABREWS002\Instdata\Organics Instrument\HIGHRES GCMS Completed Results Files\HR-5\1907\5-190717A2-0718ES.qld

Last Altered: Thursday, July 18, 2019 15:29:52 Eastern Daylight Time  
 Printed: Friday, September 06, 2019 17:37:28 Eastern Daylight Time

**Name: 5-190717A17, Date: 17-Jul-2019, Time: 22:13:59, ID: WG3081836-1, Description: MB, Vial: Tray1:14**

	Target Analyte	#Hom	Total Area	Ion1 Area	Ion2 Area	Ra	Ra Fail=Y...	RT	RRT	RT LCL	RT UCL	Conc.	%Rec	Mod.Comment	Noise 1	Noise 2
186	13C-PCB-156/157		748995	424866	324129	1.31	NO	27.00	1.09	26.97	27.04	5846.74013	73.1		1518	1589
187	13C-PCB-169		386783	225823	160961	1.40	NO	28.67	1.15	28.64	28.71	3198.19473	80.0		1518	1589
188	13C-PCB-188		407345	209094	198251	1.05	NO	23.48	0.94	23.44	23.51	2791.76601	69.8		1251	1043
189	13C-PCB-189		341425	175894	165530	1.06	NO	29.94	0.96	29.90	29.97	2789.55997	69.7		2088	1546
190	13C-PCB-202		443674	212785	230889	0.92	NO	26.26	1.06	26.22	26.29	3605.18093	90.1		514	1121
191	13C-PCB-205		354371	163465	190906	0.86	NO	31.33	1.01	31.30	31.36	3456.28598	86.4		755	875
192	13C-PCB-208		291952	127679	164273	0.78	NO	29.68	0.96	29.64	29.71	3249.43743	81.2		484	500
193	13C-PCB-206		212269	94212	118057	0.80	NO	32.39	1.04	32.36	32.42	3650.92885	91.3		484	500
194	13C-PCB-209		264857	143984	120873	1.19	NO	33.52	1.08	33.48	33.55	3051.34509	76.3		206	165
195	13C-PCB-9		2309551	1408636	900916	1.56	NO	11.87	0.48	11.83	11.90	85.04142	1.1		6487	1978
196	13C-PCB-52		957129	434273	522857	0.83	NO	16.96	0.68	16.92	16.99	80.58970	1.0		3458	2294
197	13C-PCB-101		779458	475360	304098	1.56	NO	20.62	0.83	20.59	20.65	77.01494	1.0		1458	1347
198	13C-PCB-138		895837	505647	390190	1.30	NO	24.85	0.00	24.82	24.89	80.20785	1.0		1518	1589
199	13C-PCB-194		658824	306845	351978	0.87	NO	31.05	1.25	31.01	31.08	67.92200	0.8		755	875
200	Total MoCB-F1	1		107								4.22974			1136	
201	Total DiCB-F1	1		67								1417.34703			776	
202	Total DiCB-F2	1		3898								65.34567			951	
203	Total TrCB-F1			0											1071	
204	Total TrCB-F2	3		842								19.72569			2570	
205	Total TrCB-F3	5		1870								38.66412			1284	
206	Total TeCB-F2			0											464	
207	Total TeCB-F3	5		1363								34.31352			826	
208	Total TeCB-F4	2		543								15.99697			684	
209	Total PeCB-F3			0											540	
210	Total PeCB-F4	3		863								16.25343			619	
211	Total PeCB-F5	4		1452								8261.38962			400	
212	Total HxCB-F4			0											346	
213	Total HxCB-F5	3		427								9.76541			426	
214	Total HpCB-F5	1		77								2.20152			464	
215	Total HpCB-F6			0											264	
216	Total OcCB-F5			0											190	
217	Total OcCB-F6	1		70								1.96284			212	
218	Total NoCB-F6			0											301	
219	Total DeCB-F7			0											103	
220	Total 13C-MoCB-F1	2		476574								2288.25119			2040	
221	Total 13C-DiCB-F1	2		1578217								1599.13610			6487	
222	Total 13C-DiCB-F2	1		223137								1324.58573			776	



Dataset: \\NABREWS002\Instdata\Organics Instrument\HIGHRES GCMS Completed Results Files\HR-5\1907\5-190717A2-0718ES.qld

Last Altered: Thursday, July 18, 2019 15:29:52 Eastern Daylight Time

Printed: Friday, September 06, 2019 17:37:28 Eastern Daylight Time

Name: 5-190717A17, Date: 17-Jul-2019, Time: 22:13:59, ID: WG3081836-1, Description: MB, Vial: Tray1:14

	Target Analyte	#Hom	Total Area	Ion1 Area	Ion2 Area	Ra	Ra Fail=Y...	RT	RRT	RT LCL	RT UCL	Conc.	%Rec	Mod.Comment	Noise 1	Noise 2
223	Total 13C-TrCB-F1	1		154098								1779.33968			26310	
224	Total 13C-TrCB-F3	2		372953								3456.75210			22399	
225	Total 13C-TeCB-F2	1		142694								2034.06509			4510	
226	Total 13C-TeCB-F3	2		435788								80.83975			3458	
227	Total 13C-TeCB-F4	2		302185								4160.08383			5840	
228	Total 13C-PeCB-F3	1		207127								2525.23283			999	
229	Total 13C-PeCB-F4	10		644604								2215.74368			1458	
230	Total 13C-PeCB-F5	5		1021504								11982.78894			2418	
231	Total 13C-HxCB-F4	1		202708								2454.20727			848	
232	Total 13C-HxCB-F5	19		1395525								12103.48305			1518	
233	Total 13C-HpCB-F5	2		371902								5543.51021			1251	
234	Total 13C-HpCB-F6	1		222606								2789.55997			2088	
235	Total 13C-OcCB-F5	1		215052								3605.18093			514	
236	Total 13C-OcCB-F6	5		478036								3527.69186			755	
237	Total 13C-NoCB-F6	2		222313								6900.36628			484	
238	Total 13C-DeCB-F7	1		143984								3051.34509			206	
239	Lockmass F1			0											346982	
240	Lockmass F2			0											183855	
241	Lockmass F3			0											214114	
242	Lockmass F4			0											218632	
243	Lockmass F5			0											92236	
244	Lockmass F6			0											43380	
245	Lockmass F7			0											20014	

**Quantify Sample Summary Report**      **MassLynx MassLynx V4.1 SCN 901**

Dataset: \\NABREWS002\Instdata\Organics Instrument\HIGHRES GCMS Completed Results Files\HR-5\1907\5-190717A2-0718ES.qld

Last Altered: Thursday, July 18, 2019 15:29:52 Eastern Daylight Time  
 Printed: Friday, September 06, 2019 17:37:28 Eastern Daylight Time

**Name: 5-190717A21, Date: 18-Jul-2019, Time: 01:02:19, ID: L2301798-1, Description: Sample, Vial: Tray1:18**

	Target Analyte	#Hom	Total Area	Ion1 Area	Ion2 Area	Ra	Ra Fail=Y...	RT	RRT	RT LCL	RT UCL	Conc.	%Rec	Mod.Comment	Noise 1	Noise 2
1	* PCB-1		527	321	206	1.56	YES	9.01	1.00	8.98	9.04	3.86156		ES190718MB	833	709
2	PCB-2		752	517	234	2.21	YES	10.42	0.99	10.39	10.46	5.14625		ES190718MA	833	709
3	PCB-3		1770	1355	415	3.27	NO	10.54	1.00	10.50	10.57	12.32843			833	709
4	*PCB-4		3983	2506	1476	1.70	NO	10.69	1.00	10.66	10.72	38.67129			903	3619
5	PCB-10														903	3619
6	PCB-9														903	3619
7	PCB-7														903	3619
8	PCB-6		1726	1022	703	1.45	NO	12.19	1.14	12.16	12.22	9.94147			903	3619
9	PCB-5														903	3619
10	PCB-8		9544	5454	4090	1.33	NO	12.46	1.17	12.42	12.49	48.61243			903	3619
11	* PCB-14														571	2905
12	PCB-11		14619	8852	5767	1.53	NO	13.92	0.97	13.89	13.95	101.73920			571	2905
13	PCB-13/12														571	2905
14	PCB-15		1960	1062	898	1.18	YES	14.31	1.00	14.27	14.34	13.65930			571	2905
15	* PCB-19		1247	580	667	0.87	YES	12.65	1.00	12.62	12.69	10.60239			1010	858
16	* PCB-30/18		5571	3114	2457	1.27	YES	13.73	1.09	13.70	13.77	41.54791			765	640
17	PCB-17		2232	1213	1018	1.19	NO	13.98	1.11	13.95	14.02	19.66045			765	640
18	PCB-27		393	241	152	1.59	YES	14.10	1.12	14.07	14.14	2.46919			765	640
19	PCB-24														765	640
20	PCB-16		1551	791	760	1.04	NO	14.27	1.13	14.24	14.30	16.39120			765	640
21	PCB-32		1692	844	848	1.00	NO	14.55	1.15	14.52	14.59	9.82481			765	640
22	* PCB-34														1432	1222
23	PCB-23														1432	1222
24	PCB-29/26		1125	578	547	1.06	NO	15.51	0.85	15.47	15.54	7.70439			1432	1222
25	PCB-25														1432	1222
26	PCB-31		4852	2661	2191	1.21	YES	15.83	0.87	15.80	15.86	30.99119			1432	1222
27	PCB-28/20		4457	2177	2280	0.95	NO	16.00	0.88	15.96	16.03	31.27834			1432	1222
28	PCB-21/33		2942	1385	1557	0.89	NO	16.14	0.89	16.11	16.18	20.69905			1432	1222
29	PCB-22		1748	829	919	0.90	NO	16.37	0.90	16.34	16.40	12.99955			1432	1222
30	PCB-36														1432	1222
31	PCB-39														1432	1222
32	PCB-38														1432	1222
33	PCB-35		261	136	125	1.09	NO	17.99	0.99	17.96	18.03	1.90863			1432	1222
34	PCB-37		829	381	447	0.85	YES	18.23	1.00	18.20	18.26	6.60530			1432	1222
35	* PCB-54														573	670
36	* PCB-50/53		407	197	211	0.93	YES	15.67	1.08	15.64	15.71	3.54198			568	1013
37	PCB-45/51		901	395	506	0.78	NO	16.07	1.11	16.03	16.10	8.22480		ES190718MB	568	1013

**Quantify Sample Summary Report**      **MassLynx MassLynx V4.1 SCN 901**

Dataset: \\NABREWS002\Instdata\Organics Instrument\HIGHRES GCMS Completed Results Files\HR-5\1907\5-190717A2-0718ES.qld

Last Altered: Thursday, July 18, 2019 15:29:52 Eastern Daylight Time  
 Printed: Friday, September 06, 2019 17:37:28 Eastern Daylight Time

**Name: 5-190717A21, Date: 18-Jul-2019, Time: 01:02:19, ID: L2301798-1, Description: Sample, Vial: Tray1:18**

	Target Analyte	#Hom	Total Area	Ion1 Area	Ion2 Area	Ra	Ra Fail=Y...	RT	RRT	RT LCL	RT UCL	Conc.	%Rec	Mod.Comment	Noise 1	Noise 2
38	PCB-46		209	53	155	0.34	YES	16.25	1.12	16.22	16.28	2.12128			568	1013
39	PCB-52		3429	1639	1791	0.92	YES	16.99	1.17	16.95	17.02	30.97561			568	1013
40	PCB-73														568	1013
41	PCB-43														568	1013
42	PCB-69/49		1710	789	921	0.86	NO	17.25	1.19	17.22	17.28	13.79216			568	1013
43	PCB-48		444	212	232	0.92	YES	17.43	1.20	17.39	17.46	3.95562			568	1013
44	PCB-44/47/65		3453	1497	1956	0.77	NO	17.56	1.21	17.53	17.60	28.55909			568	1013
45	PCB-59/62/75		200	99	102	0.97	YES	17.73	1.23	17.70	17.76	1.33964			568	1013
46	PCB-42		458	198	259	0.77	NO	17.85	1.23	17.81	17.88	4.79624			568	1013
47	PCB-41/71/40		892	309	583	0.53	YES	18.11	1.25	18.08	18.14	7.97968		ES190718MB	568	1013
48	PCB-64		1069	526	542	0.97	YES	18.24	1.26	18.21	18.27	7.71808			568	1013
49	* PCB-72														595	1265
50	PCB-68														595	1265
51	PCB-57														595	1265
52	PCB-58														595	1265
53	PCB-67														595	1265
54	PCB-63														595	1265
55	PCB-61/70/74/76		2531	1220	1311	0.93	YES	19.59	0.90	19.55	19.62	20.03457			595	1265
56	PCB-66		751	247	504	0.49	YES	19.77	0.91	19.74	19.80	5.66403			595	1265
57	PCB-55														595	1265
58	PCB-56		308	112	196	0.57	YES	20.14	0.92	20.11	20.17	2.54751			595	1265
59	PCB-60														595	1265
60	PCB-80														595	1265
61	PCB-79														595	1265
62	PCB-78														595	1265
63	PCB-81														595	1265
64	PCB-77														595	1265
65	* PCB-104														271	663
66	PCB-96														271	663
67	* PCB-103														494	770
68	PCB-94														494	770
69	PCB-95		2011	1220	792	1.54	NO	19.12	1.09	19.09	19.16	19.41573			494	770
70	PCB-100/93/102/98														494	770
71	PCB-88/91														494	770
72	PCB-84		491	283	208	1.36	NO	19.72	1.13	19.69	19.76	5.55652			494	770
73	PCB-89														494	770
74	PCB-121														494	770

Quantify Sample Summary Report

MassLynx MassLynx V4.1 SCN 901

Dataset: \\NABREWS002\Instdata\Organics Instrument\HIGHRES GCMS Completed Results Files\HR-5\1907\5-190717A2-0718ES.qld

Last Altered: Thursday, July 18, 2019 15:29:52 Eastern Daylight Time

Printed: Friday, September 06, 2019 17:37:28 Eastern Daylight Time

Name: 5-190717A21, Date: 18-Jul-2019, Time: 01:02:19, ID: L2301798-1, Description: Sample, Vial: Tray1:18

	Target Analyte	#Hom	Total Area	Ion1 Area	Ion2 Area	Ra	Ra Fail=Y...	RT	RRT	RT LCL	RT UCL	Conc.	%Rec	Mod.Comment	Noise 1	Noise 2
75	PCB-92		453	272	181	1.50	NO	20.33	1.16	20.30	20.37	4.66256			494	770
76	PCB-113/90/101		2341	1363	978	1.39	NO	20.64	1.18	20.61	20.67	20.39807			494	770
77	PCB-83/99		984	542	442	1.23	YES	20.95	0.91	20.92	20.99	10.30002			494	770
78	PCB-112														494	770
79	PCB-109/119/86/97/125/87		1147	775	371	2.09	YES	21.31	0.92	21.27	21.34	10.11733		ES190718MJ	494	770
80	PCB-117/116/85/110/115		2109	1205	904	1.33	NO	21.71	0.94	21.68	21.75	17.31782		ES190718MB	494	770
81	PCB-82														494	770
82	PCB-111														494	770
83	PCB-120														494	770
84	* PCB-108/124														665	762
85	PCB-107														665	762
86	PCB-123														665	762
87	PCB-106														665	762
88	PCB-118		997	531	466	1.14	YES	23.25	1.00	23.21	23.28	8.74670			665	762
89	PCB-122														665	762
90	PCB-114														665	762
91	PCB-105		379	199	179	1.11	YES	23.92	1.00	23.89	23.96	3.46077			665	762
92	PCB-127														665	762
93	PCB-126		436	186	251	0.74	YES	25.49	1.00	25.46	25.53	4.15468		ES190718MB	665	762
94	* PCB-155														285	398
95	PCB-152														285	398
96	PCB-150														285	398
97	PCB-136		539	368	171	2.16	YES	20.97	1.02	20.94	21.01	3.83456			285	398
98	PCB-145														285	398
99	PCB-148														285	398
100	PCB-151/135		1004	524	480	1.09	NO	22.18	1.08	22.15	22.22	10.23488			285	398
101	PCB-154														285	398
102	PCB-144														285	398
103	* PCB-147/149		1976	1099	877	1.25	NO	22.65	1.11	22.62	22.69	19.85232			380	433
104	PCB-134/143		135	66	68	0.97	YES	22.79	1.11	22.75	22.82	1.62526			380	433
105	PCB-139/140														380	433
106	PCB-131														380	433
107	PCB-142														380	433
108	PCB-132		358	177	181	0.98	YES	23.36	0.89	23.32	23.39	4.23481			380	433
109	PCB-133														380	433
110	PCB-165														380	433
111	PCB-146 ALS Canada Ltd.		156	98	59	1.67	YES	23.86	0.90	23.83	23.90	1.55899			280	433

**Quantify Sample Summary Report**      **MassLynx MassLynx V4.1 SCN 901**

Dataset: \\NABREWS002\Instdata\Organics Instrument\HIGHRES GCMS Completed Results Files\HR-5\1907\5-190717A2-0718ES.qld

Last Altered: Thursday, July 18, 2019 15:29:52 Eastern Daylight Time  
 Printed: Friday, September 06, 2019 17:37:28 Eastern Daylight Time

**Name: 5-190717A21, Date: 18-Jul-2019, Time: 01:02:19, ID: L2301798-1, Description: Sample, Vial: Tray1:18**

	Target Analyte	#Hom	Total Area	Ion1 Area	Ion2 Area	Ra	Ra Fail=Y...	RT	RRT	RT LCL	RT UCL	Conc.	%Rec	Mod.Comment	Noise 1	Noise 2
112	PCB-161														380	433
113	PCB-153/168		1596	831	766	1.09	NO	24.19	0.92	24.16	24.22	13.53278			380	433
114	PCB-141		379	195	184	1.06	NO	24.32	0.92	24.29	24.36	3.94217			380	433
115	PCB-130														380	433
116	PCB-137/164														380	433
117	PCB-138/163/129		1030	606	424	1.43	YES	24.88	0.94	24.84	24.91	11.50062			380	433
118	PCB-160														380	433
119	PCB-158		184	74	111	0.66	YES	25.06	0.95	25.03	25.09	1.32674			380	433
120	PCB-128/166														380	433
121	PCB-159														380	433
122	PCB-162														380	433
123	PCB-167														380	433
124	PCB-156/157														380	433
125	PCB-169		215	71	144	0.50	YES	28.68	1.00	28.65	28.72	1.73145			380	433
126	* PCB-188														574	219
127	PCB-179		595	321	273	1.18	NO	23.72	1.01	23.68	23.75	4.93576			574	219
128	PCB-184														574	219
129	PCB-176		116	65	50	1.30	YES	24.17	1.03	24.13	24.20	0.96812			574	219
130	PCB-186														574	219
131	PCB-178		152	74	78	0.95	NO	25.07	1.07	25.04	25.11	1.78008			574	219
132	PCB-175														574	219
133	PCB-187		667	303	364	0.83	YES	25.54	1.09	25.51	25.58	7.19599			574	219
134	PCB-182														574	219
135	PCB-183		249	133	116	1.14	NO	25.86	1.10	25.82	25.89	2.67143			574	219
136	PCB-185														574	219
137	PCB-174		398	191	208	0.92	NO	26.00	1.11	25.97	26.04	4.30768		ES190718M	574	219
138	PCB-177														574	219
139	PCB-181														574	219
140	PCB-171/173														574	219
141	PCB-172														574	219
142	PCB-192														574	219
143	PCB-180/193		540	328	213	1.54	YES	27.69	0.92	27.66	27.73	5.45719		ES190718MB	574	219
144	PCB-191														574	219
145	PCB-170														574	219
146	PCB-190														574	219
147	* PCB-189														242	224
148	* PCB-202														246	239

**Quantify Sample Summary Report**      **MassLynx MassLynx V4.1 SCN 901**

Dataset: \\NABREWS002\Instdata\Organics Instrument\HIGHRES GCMS Completed Results Files\HR-5\1907\5-190717A2-0718ES.qld

Last Altered: Thursday, July 18, 2019 15:29:52 Eastern Daylight Time

Printed: Friday, September 06, 2019 17:37:28 Eastern Daylight Time

**Name: 5-190717A21, Date: 18-Jul-2019, Time: 01:02:19, ID: L2301798-1, Description: Sample, Vial: Tray1:18**

	Target Analyte	#Hom	Total Area	Ion1 Area	Ion2 Area	Ra	Ra Fail=Y...	RT	RRT	RT LCL	RT UCL	Conc.	%Rec	Mod.Comment	Noise 1	Noise 2
149	PCB-201														196	339
150	PCB-204														196	339
151	PCB-197														196	339
152	PCB-200														196	339
153	PCB-198/199														196	339
154	PCB-196														196	339
155	PCB-203														196	339
156	* PCB-195														243	224
157	PCB-194		239	118	121	0.98	NO	31.06	0.99	31.02	31.09	3.22520			243	224
158	PCB-205														243	224
159	* PCB-208														351	749
160	PCB-207														351	749
161	PCB-206														351	749
162	* PCB-209														106	157
163	13C-PCB-31		802539	409473	393067	1.04	NO	15.81	0.87	15.78	15.84	5112.04317	63.9		17973	8823
164	13C-PCB-95		370605	228170	142435	1.60	NO	19.10	1.09	19.07	19.14	5189.58558	64.9		1543	989
165	13C-PCB-153		538754	303737	235017	1.29	NO	24.17	1.18	24.13	24.20	4964.68694	62.1		2363	1596
166	13C-PCB-28		570481	293148	277333	1.06	NO	15.99	0.94	15.95	16.02	2285.00689	57.1		17973	8823
167	13C-PCB-111		377795	232585	145210	1.60	NO	22.01	1.07	21.98	22.04	2605.35556	65.1		1543	989
168	13C-PCB-178		349280	178549	170730	1.05	NO	25.06	1.01	25.03	25.09	2975.63977	74.4		1451	877
169	13C-PCB-1		502994	373752	129243	2.89	NO	8.98	0.75	8.95	9.01	1541.94983	38.5		1967	115892
170	13C-PCB-3		507366	380354	127012	2.99	NO	10.54	0.88	10.50	10.57	1668.95472	41.7		1967	115892
171	13C-PCB-4		452197	273254	178943	1.53	NO	10.68	0.90	10.64	10.71	2184.29611	54.6		5562	1740
172	13C-PCB-15		552368	341692	210676	1.62	NO	14.30	1.20	14.26	14.33	1801.50616	45.0		8445	2876
173	13C-PCB-19		408373	202115	206258	0.98	NO	12.64	1.06	12.61	12.67	2552.31103	63.8		22477	9230
174	13C-PCB-37		476078	242915	233162	1.04	NO	18.22	1.07	18.19	18.25	2203.56041	55.1		17973	8823
175	13C-PCB-54		525969	233191	292777	0.80	NO	14.47	0.85	14.44	14.51	2883.03909	72.1		3078	2304
176	13C-PCB-81		404908	181630	223279	0.81	NO	21.79	1.06	21.75	21.82	2287.96841	57.2		3504	2799
177	13C-PCB-77		428367	190608	237759	0.80	NO	22.09	1.07	22.06	22.13	2392.11716	59.8		3504	2799
178	13C-PCB-104		498538	302521	196018	1.54	NO	17.50	1.03	17.47	17.54	3217.16888	80.4		726	713
179	13C-PCB-123		398117	245074	153044	1.60	NO	23.08	1.12	23.04	23.11	2501.28811	62.5		2575	1501
180	13C-PCB-118		396325	243782	152543	1.60	NO	23.25	1.13	23.21	23.28	2543.04088	63.6		2575	1501
181	13C-PCB-114		377504	231691	145813	1.59	NO	23.55	0.95	23.52	23.58	2531.89269	63.3		2575	1501
182	13C-PCB-105		374399	229125	145274	1.58	NO	23.90	0.96	23.87	23.93	2476.16613	61.9		2575	1501
183	13C-PCB-126		359662	219975	139687	1.57	NO	25.49	1.03	25.46	25.53	2505.14899	62.6		2575	1501
184	13C-PCB-155		467925	258743	209182	1.24	NO	20.48	0.99	20.45	20.52	2775.90831	69.4		899	565
185	13C-PCB-167		423030	238983	184048	1.28	NO	26.38	1.06	26.34	26.41	2903.77216	72.6		2263	1596

**Quantify Sample Summary Report**      **MassLynx MassLynx V4.1 SCN 901**

Dataset: \\NABREWS002\Instdata\Organics Instrument\HIGHRES GCMS Completed Results Files\HR-5\1907\5-190717A2-0718ES.qld

Last Altered: Thursday, July 18, 2019 15:29:52 Eastern Daylight Time  
 Printed: Friday, September 06, 2019 17:37:28 Eastern Daylight Time

**Name: 5-190717A21, Date: 18-Jul-2019, Time: 01:02:19, ID: L2301798-1, Description: Sample, Vial: Tray1:18**

	Target Analyte	#Hom	Total Area	Ion1 Area	Ion2 Area	Ra	Ra Fail=Y...	RT	RRT	RT LCL	RT UCL	Conc.	%Rec	Mod.Comment	Noise 1	Noise 2
186	13C-PCB-156/157		810480	461411	349069	1.32	NO	27.02	1.09	26.98	27.05	5782.14335	72.3		2363	1596
187	13C-PCB-169		428010	247334	180676	1.37	NO	28.67	1.15	28.64	28.71	3234.46822	80.9		2363	1596
188	13C-PCB-188		455455	234759	220696	1.06	NO	23.48	0.94	23.44	23.51	2852.81400	71.3		1451	877
189	13C-PCB-189		380114	194937	185177	1.05	NO	29.95	0.96	29.92	29.98	2838.35094	71.0		1965	1260
190	13C-PCB-202		440646	210326	230320	0.91	NO	26.26	1.06	26.22	26.29	3272.38775	81.8		2250	891
191	13C-PCB-205		377261	176921	200341	0.88	NO	31.33	1.01	31.30	31.36	3286.44358	82.2		1071	874
192	13C-PCB-208		272984	118328	154657	0.77	NO	29.68	0.96	29.64	29.71	2713.72986	67.8		562	717
193	13C-PCB-206		223840	98230	125610	0.78	NO	32.40	1.04	32.37	32.44	3438.63697	86.0		562	717
194	13C-PCB-209		228538	124143	104395	1.19	NO	33.52	1.08	33.48	33.55	2351.63941	58.8		130	163
195	13C-PCB-9		2612265	1579534	1032731	1.53	NO	11.91	0.48	11.88	11.94	96.18781	1.2		5562	1740
196	13C-PCB-52		1084312	485164	599148	0.81	NO	16.97	0.68	16.93	17.00	91.29842	1.1		2992	1767
197	13C-PCB-101		884864	540599	344265	1.57	NO	20.62	0.83	20.59	20.65	87.42969	1.1		1543	989
198	13C-PCB-138		980206	554549	425656	1.30	NO	24.85	0.00	24.82	24.89	87.76169	1.1		2363	1596
199	13C-PCB-194		737626	343843	393784	0.87	NO	31.06	1.25	31.02	31.09	76.04626	1.0		1071	874
200	Total MoCB-F1	4		2347								729.80436			833	
201	Total DiCB-F1	4		9158								619.86777			903	
202	Total DiCB-F2	2		9914								115.39850			571	
203	Total TrCB-F1	1		580								10.60239			1010	
204	Total TrCB-F2	5		6203								89.89357			765	
205	Total TrCB-F3	7		8147								112.18645			1432	
206	Total TeCB-F2			0											573	
207	Total TeCB-F3	13		5974								257.48543			568	
208	Total TeCB-F4	3		1579								28.24610			595	
209	Total PeCB-F3			0											271	
210	Total PeCB-F4	8		5666								94.76667			494	
211	Total PeCB-F5	5		7438								55992.56276			665	
212	Total HxCB-F4	2		893								14.06944			285	
213	Total HxCB-F5	9		3215								59.30515			380	
214	Total HpCB-F5	7		1415								27.31626			574	
215	Total HpCB-F6			0											242	
216	Total OcCB-F5			0											196	
217	Total OcCB-F6	1		118								3.22520			243	
218	Total NoCB-F6			0											351	
219	Total DeCB-F7			0											106	
220	Total 13C-MoCB-F1	2		754105								3210.90455			1967	
221	Total 13C-DiCB-F1	3		1853955								2280.62670			5562	
222	Total 13C-DiCB-F2	1		835053								1801.50616			845	

Dataset: \\NABREWS002\Instdata\Organics Instrument\HIGHRES GCMS Completed Results Files\HR-5\1907\5-190717A2-0718ES.qld

Last Altered: Thursday, July 18, 2019 15:29:52 Eastern Daylight Time

Printed: Friday, September 06, 2019 17:37:28 Eastern Daylight Time

Name: 5-190717A21, Date: 18-Jul-2019, Time: 01:02:19, ID: L2301798-1, Description: Sample, Vial: Tray1:18

	Target Analyte	#Hom	Total Area	Ion1 Area	Ion2 Area	Ra	Ra Fail=Y...	RT	RRT	RT LCL	RT UCL	Conc.	%Rec	Mod.Comment	Noise 1	Noise 2
223	Total 13C-TrCB-F1	1		268390								2552.31103			22477	
224	Total 13C-TrCB-F3	3		952905								9600.61048			17973	
225	Total 13C-TeCB-F2	1		233191								2883.03909			3078	
226	Total 13C-TeCB-F3	4		490730								92.39041			2992	
227	Total 13C-TeCB-F4	2		383678								4680.08557			3504	
228	Total 13C-PeCB-F3	1		302708								3217.16888			726	
229	Total 13C-PeCB-F4	11		1004682								7883.86591			1543	
230	Total 13C-PeCB-F5	5		1214384								12557.53681			2575	
231	Total 13C-HxCB-F4	1		260596								2775.90831			899	
232	Total 13C-HxCB-F5	15		1820933								16984.42955			2363	
233	Total 13C-HpCB-F5	2		424116								5828.45378			1451	
234	Total 13C-HpCB-F6	1		290446								2838.35094			1965	
235	Total 13C-OcCB-F5	1		218672								3272.38775			2250	
236	Total 13C-OcCB-F6	5		529202								3366.34178			1071	
237	Total 13C-NoCB-F6	2		217394								6152.36684			562	
238	Total 13C-DeCB-F7	1		124143								2351.63941			130	
239	Lockmass F1			0											509854	
240	Lockmass F2			0											143242	
241	Lockmass F3			0											194131	
242	Lockmass F4			0											196698	
243	Lockmass F5			0											64498	
244	Lockmass F6			0											35742	
245	Lockmass F7			0											19442	



**Quantify Sample Summary Report**      **MassLynx MassLynx V4.1 SCN 901**

Dataset: \\NABREWS002\Instdata\Organics Instrument\HIGHRES GCMS Completed Results Files\HR-5\1907\5-190717A2-0718ES.qld

Last Altered: Thursday, July 18, 2019 15:29:52 Eastern Daylight Time  
 Printed: Friday, September 06, 2019 17:37:28 Eastern Daylight Time

**Name: 5-190717A22, Date: 18-Jul-2019, Time: 01:44:24, ID: L2301798-2, Description: Sample, Vial: Tray1:19**

	Target Analyte	#Hom	Total Area	Ion1 Area	Ion2 Area	Ra	Ra Fail=Y...	RT	RRT	RT LCL	RT UCL	Conc.	%Rec	Mod.Comment	Noise 1	Noise 2
1	* PCB-1		5815	4401	1414	3.11	NO	9.02	1.00	8.99	9.06	30.25706		ES190718MB	1052	867
2	PCB-2		1433	1037	396	2.62	YES	10.48	0.99	10.45	10.51	6.95499			1052	867
3	PCB-3		2918	2197	721	3.05	NO	10.59	1.00	10.56	10.63	14.38714			1052	867
4	*PCB-4		9900	5698	4202	1.36	NO	10.75	1.00	10.71	10.78	70.67260			803	2819
5	PCB-10		894	400	494	0.81	YES	10.84	1.01	10.81	10.88	3.66323			803	2819
6	PCB-9		2129	1161	967	1.20	YES	11.95	1.11	11.92	11.99	8.66696			803	2819
7	PCB-7		1475	711	764	0.93	YES	12.06	1.12	12.03	12.10	5.92098			803	2819
8	PCB-6		4928	2740	2188	1.25	YES	12.22	1.14	12.18	12.25	19.99035			803	2819
9	PCB-5		703	603	100	6.03	YES	12.44	1.16	12.41	12.48	3.31058		ES190718MB	803	2819
10	PCB-8		19737	11997	7740	1.55	NO	12.48	1.16	12.45	12.52	70.78518		ES190718MB	803	2819
11	* PCB-14														1031	2582
12	PCB-11		31398	19272	12127	1.59	NO	13.94	0.97	13.90	13.97	153.85663			1031	2582
13	PCB-13/12		1183	899	284	3.17	YES	14.12	0.99	14.09	14.15	5.67869			1031	2582
14	PCB-15		3782	2186	1596	1.37	NO	14.31	1.00	14.28	14.35	17.93910			1031	2582
15	* PCB-19		2458	1217	1241	0.98	NO	12.68	1.00	12.65	12.71	14.82217			715	848
16	* PCB-30/18		13748	7324	6424	1.14	NO	13.76	1.09	13.73	13.80	71.42288			729	867
17	PCB-17		4883	2640	2243	1.18	NO	14.00	1.11	13.97	14.04	29.96071			729	867
18	PCB-27		943	415	528	0.79	YES	14.13	1.12	14.10	14.16	4.12265			729	867
19	PCB-24														729	867
20	PCB-16		3735	1849	1886	0.98	NO	14.29	1.13	14.25	14.32	27.48879			729	867
21	PCB-32		3917	2022	1895	1.07	NO	14.57	1.15	14.54	14.61	15.84078			729	867
22	* PCB-34														706	936
23	PCB-23														706	936
24	PCB-29/26		2879	1411	1468	0.96	NO	15.52	0.85	15.48	15.55	13.73303			706	936
25	PCB-25		1176	593	583	1.02	NO	15.65	0.86	15.62	15.69	5.60071			706	936
26	PCB-31		9266	5087	4179	1.22	YES	15.84	0.87	15.81	15.87	41.22362		ES190718MB	706	936
27	PCB-28/20		10086	5242	4844	1.08	NO	16.01	0.88	15.97	16.04	49.29979			706	936
28	PCB-21/33		5997	3035	2962	1.02	NO	16.14	0.89	16.11	16.18	29.38584			706	936
29	PCB-22		3443	1728	1715	1.01	NO	16.39	0.90	16.36	16.42	17.83686			706	936
30	PCB-36														706	936
31	PCB-39														706	936
32	PCB-38														706	936
33	PCB-35		582	275	307	0.89	NO	18.01	0.99	17.98	18.05	2.96451			706	936
34	PCB-37		1740	917	823	1.11	NO	18.24	1.00	18.21	18.27	9.51253			706	936
35	* PCB-54														487	663
36	* PCB-50/53		1218	559	659	0.85	NO	15.69	1.08	15.66	15.73	7.20354			567	1081
37	PCB-45/51		1708	654	1054	0.63	YES	16.09	1.11	16.05	16.12	10.58816			567	1081

**Quantify Sample Summary Report**      **MassLynx MassLynx V4.1 SCN 901**

Dataset: \\NABREWS002\Instdata\Organics Instrument\HIGHRES GCMS Completed Results Files\HR-5\1907\5-190717A2-0718ES.qld

Last Altered: Thursday, July 18, 2019 15:29:52 Eastern Daylight Time  
 Printed: Friday, September 06, 2019 17:37:28 Eastern Daylight Time

**Name: 5-190717A22, Date: 18-Jul-2019, Time: 01:44:24, ID: L2301798-2, Description: Sample, Vial: Tray1:19**

	Target Analyte	#Hom	Total Area	Ion1 Area	Ion2 Area	Ra	Ra Fail=Y...	RT	RRT	RT LCL	RT UCL	Conc.	%Rec	Mod.Comment	Noise 1	Noise 2
38	PCB-46		457	228	229	0.99	YES	16.27	1.12	16.24	16.30	3.15686			567	1081
39	PCB-52		7963	3621	4342	0.83	NO	17.00	1.17	16.96	17.03	48.87749			567	1081
40	PCB-73														567	1081
41	PCB-43														567	1081
42	PCB-69/49		3642	1514	2128	0.71	NO	17.27	1.19	17.24	17.30	19.96510			567	1081
43	PCB-48		994	436	558	0.78	NO	17.43	1.20	17.39	17.46	6.01849			567	1081
44	PCB-44/47/65		7398	3206	4192	0.76	NO	17.56	1.21	17.53	17.60	41.58262			567	1081
45	PCB-59/62/75		587	236	351	0.67	NO	17.73	1.22	17.70	17.76	2.66914			567	1081
46	PCB-42		1144	367	776	0.47	YES	17.86	1.23	17.82	17.89	8.14438			567	1081
47	PCB-41/71/40		2366	923	1443	0.64	YES	18.12	1.25	18.09	18.15	14.38782		ES190718MB	567	1081
48	PCB-64		2294	959	1335	0.72	NO	18.24	1.26	18.21	18.27	11.25876			567	1081
49	* PCB-72														604	927
50	PCB-68		492	251	241	1.04	YES	18.79	0.86	18.76	18.82	2.51027			604	927
51	PCB-57														604	927
52	PCB-58														604	927
53	PCB-67														604	927
54	PCB-63														604	927
55	PCB-61/70/74/76		5163	2375	2788	0.85	NO	19.58	0.90	19.54	19.61	27.77514			604	927
56	PCB-66		1947	826	1121	0.74	NO	19.76	0.91	19.73	19.79	9.97316			604	927
57	PCB-55														604	927
58	PCB-56		913	393	519	0.76	NO	20.14	0.92	20.11	20.17	5.13172			604	927
59	PCB-60		546	281	265	1.06	YES	20.26	0.93	20.23	20.29	3.04634			604	927
60	PCB-80														604	927
61	PCB-79														604	927
62	PCB-78		519	54	465	0.12	YES	21.57	0.99	21.54	21.61	2.94146			604	927
63	PCB-81														604	927
64	PCB-77		185	84	100	0.84	NO	22.10	1.00	22.07	22.13	1.06068		ES190718MA	604	927
65	* PCB-104														330	482
66	PCB-96														330	482
67	* PCB-103														1052	1022
68	PCB-94														1052	1022
69	PCB-95		3644	2215	1429	1.55	NO	19.12	1.09	19.09	19.16	24.02069			1052	1022
70	PCB-100/93/102/98														1052	1022
71	PCB-88/91		505	318	187	1.70	NO	19.59	1.12	19.55	19.62	3.52718			1052	1022
72	PCB-84		917	585	331	1.77	NO	19.72	1.13	19.69	19.76	7.08265			1052	1022
73	PCB-89														1052	1022
74	PCB-121														1052	1022

**Quantify Sample Summary Report**      **MassLynx MassLynx V4.1 SCN 901**

Dataset: \\NABREWS002\Instdata\Organics Instrument\HIGHRES GCMS Completed Results Files\HR-5\1907\5-190717A2-0718ES.qld

Last Altered: Thursday, July 18, 2019 15:29:52 Eastern Daylight Time  
 Printed: Friday, September 06, 2019 17:37:28 Eastern Daylight Time

**Name: 5-190717A22, Date: 18-Jul-2019, Time: 01:44:24, ID: L2301798-2, Description: Sample, Vial: Tray1:19**

	Target Analyte	#Hom	Total Area	Ion1 Area	Ion2 Area	Ra	Ra Fail=Y...	RT	RRT	RT LCL	RT UCL	Conc.	%Rec	Mod.Comment	Noise 1	Noise 2
75	PCB-92		702	398	304	1.31	YES	20.33	1.16	20.29	20.36	4.92916			1052	1022
76	PCB-113/90/101		4316	2634	1682	1.57	NO	20.64	1.18	20.61	20.67	25.67968			1052	1022
77	PCB-83/99		1862	1144	719	1.59	NO	20.95	0.91	20.91	20.98	13.31406			1052	1022
78	PCB-112														1052	1022
79	PCB-109/119/86/97/125/87		2694	1636	1059	1.54	NO	21.31	0.92	21.27	21.34	16.23381		ES190718MJ	1052	1022
80	PCB-117/116/85/110/115		68	-3	71	-0.04	YES	21.56	0.93	21.52	21.59	0.38242		ES190718MB	1052	1022
81	PCB-82		295	189	106	1.78	YES	21.91	0.95	21.87	21.94	2.48366			1052	1022
82	PCB-111														1052	1022
83	PCB-120														1052	1022
84	* PCB-108/124														781	741
85	PCB-107														781	741
86	PCB-123														781	741
87	PCB-106														781	741
88	PCB-118		2246	1396	850	1.64	NO	23.25	1.00	23.21	23.28	13.08286			781	741
89	PCB-122														781	741
90	PCB-114														781	741
91	PCB-105		732	354	378	0.94	YES	23.90	1.00	23.87	23.93	4.39429			781	741
92	PCB-127														781	741
93	PCB-126		1067	219	848	0.26	YES	25.52	1.00	25.49	25.55	6.78432			781	741
94	* PCB-155														359	289
95	PCB-152														359	289
96	PCB-150														359	289
97	PCB-136		737	439	298	1.47	YES	20.97	1.02	20.94	21.01	3.74088		ES190718MB	359	289
98	PCB-145														359	289
99	PCB-148														359	289
100	PCB-151/135		1108	688	421	1.63	YES	22.17	1.08	22.13	22.20	8.05232		ES190718MB	359	289
101	PCB-154														359	289
102	PCB-144		181	108	73	1.47	YES	22.46	1.10	22.43	22.50	1.24763			359	289
103	* PCB-147/149		2541	1374	1167	1.18	NO	22.65	1.11	22.62	22.69	18.20074			424	544
104	PCB-134/143														424	544
105	PCB-139/140														424	544
106	PCB-131														424	544
107	PCB-142														424	544
108	PCB-132		651	340	311	1.09	NO	23.34	0.88	23.31	23.38	5.48768			424	544
109	PCB-133														424	544
110	PCB-165														424	544
111	PCB-146		347	198	149	1.33	NO	23.88	0.91	23.84	23.91	2.46262			424	544

**Quantify Sample Summary Report**      **MassLynx MassLynx V4.1 SCN 901**

Dataset: \\NABREWS002\Instdata\Organics Instrument\HIGHRES GCMS Completed Results Files\HR-5\1907\5-190717A2-0718ES.qld

Last Altered: Thursday, July 18, 2019 15:29:52 Eastern Daylight Time  
 Printed: Friday, September 06, 2019 17:37:28 Eastern Daylight Time

**Name: 5-190717A22, Date: 18-Jul-2019, Time: 01:44:24, ID: L2301798-2, Description: Sample, Vial: Tray1:19**

	Target Analyte	#Hom	Total Area	Ion1 Area	Ion2 Area	Ra	Ra Fail=Y...	RT	RRT	RT LCL	RT UCL	Conc.	%Rec	Mod.Comment	Noise 1	Noise 2
112	PCB-161														424	544
113	PCB-153/168		2162	1212	950	1.28	NO	24.19	0.92	24.16	24.22	13.06792			424	544
114	PCB-141		343	230	114	2.02	YES	24.31	0.92	24.28	24.34	2.54914			424	544
115	PCB-130														424	544
116	PCB-137/164														424	544
117	PCB-138/163/129		1943	961	982	0.98	YES	24.87	0.94	24.83	24.90	15.47329			424	544
118	PCB-160														424	544
119	PCB-158														424	544
120	PCB-128/166		282	97	185	0.53	YES	25.55	0.97	25.52	25.59	1.89091			424	544
121	PCB-159														424	544
122	PCB-162														424	544
123	PCB-167		125	56	69	0.82	YES	26.38	1.00	26.34	26.41	0.66478			424	544
124	PCB-156/157		265	98	167	0.58	YES	27.02	1.00	26.98	27.05	1.47605			424	544
125	PCB-169		146	51	95	0.54	YES	28.68	1.00	28.65	28.72	0.81217		ES190718MB	424	544
126	* PCB-188														490	557
127	PCB-179		314	197	117	1.68	YES	23.72	1.01	23.68	23.75	1.77132			490	557
128	PCB-184														490	557
129	PCB-176														490	557
130	PCB-186														490	557
131	PCB-178		144	61	83	0.74	YES	25.08	1.07	25.05	25.12	1.15320			490	557
132	PCB-175														490	557
133	PCB-187		625	347	278	1.25	YES	25.53	1.09	25.50	25.56	4.58859		ES190718MJ	490	557
134	PCB-182														490	557
135	PCB-183		187	67	119	0.57	YES	25.84	1.10	25.81	25.88	1.36108			490	557
136	PCB-185														490	557
137	PCB-174		291	111	179	0.62	YES	26.00	1.11	25.97	26.04	2.13895			490	557
138	PCB-177		165	67	97	0.70	YES	26.23	1.12	26.20	26.26	1.34015			490	557
139	PCB-181														490	557
140	PCB-171/173														490	557
141	PCB-172														490	557
142	PCB-192														490	557
143	PCB-180/193		829	388	442	0.88	YES	27.69	0.92	27.66	27.73	5.69970			490	557
144	PCB-191														490	557
145	PCB-170														490	557
146	PCB-190														490	557
147	* PCB-189														242	253
148	* PCB-202		220	48	172	0.28	YES	26.27	1.00	26.23	26.30	1.25928		ES190718MA	242	263

**Quantify Sample Summary Report**      **MassLynx MassLynx V4.1 SCN 901**

Dataset: \\NABREWS002\Instdata\Organics Instrument\HIGHRES GCMS Completed Results Files\HR-5\1907\5-190717A2-0718ES.qld

Last Altered: Thursday, July 18, 2019 15:29:52 Eastern Daylight Time  
 Printed: Friday, September 06, 2019 17:37:28 Eastern Daylight Time

**Name: 5-190717A22, Date: 18-Jul-2019, Time: 01:44:24, ID: L2301798-2, Description: Sample, Vial: Tray1:19**

	Target Analyte	#Hom	Total Area	Ion1 Area	Ion2 Area	Ra	Ra Fail=Y...	RT	RRT	RT LCL	RT UCL	Conc.	%Rec	Mod.Comment	Noise 1	Noise 2
149	PCB-201														173	263
150	PCB-204														173	263
151	PCB-197														173	263
152	PCB-200														173	263
153	PCB-198/199		119	54	65	0.84	NO	28.70	0.92	28.66	28.73	0.81964			173	263
154	PCB-196														173	263
155	PCB-203		140	80	60	1.35	YES	29.13	0.93	29.10	29.17	0.90305			173	263
156	* PCB-195														194	215
157	PCB-194		274	138	136	1.01	NO	31.06	0.99	31.02	31.09	2.46487			194	215
158	PCB-205														194	215
159	* PCB-208														294	659
160	PCB-207														294	659
161	PCB-206														294	659
162	* PCB-209														89	132
163	13C-PCB-31		1165989	593816	572172	1.04	NO	15.82	0.87	15.79	15.85	5173.30546	64.7		15228	7306
164	13C-PCB-95		544955	332966	211989	1.57	NO	19.11	1.09	19.08	19.15	5211.18357	65.1		1792	1527
165	13C-PCB-153		818249	463542	354707	1.31	NO	24.17	1.18	24.13	24.20	5375.57233	67.2		2035	2079
166	13C-PCB-28		708187	358120	350067	1.02	NO	16.00	0.94	15.96	16.03	2545.11780	63.6		15228	7306
167	13C-PCB-111		486515	299202	187313	1.60	NO	22.01	1.07	21.98	22.04	2955.03017	73.9		1792	1527
168	13C-PCB-178		448981	232178	216803	1.07	NO	25.06	1.01	25.03	25.09	3346.06858	83.7		1180	1025
169	13C-PCB-1		708506	513116	195391	2.63	YES	9.01	0.75	8.98	9.04	1983.57246	49.6		1779	18643
170	13C-PCB-3		716713	530398	186314	2.85	NO	10.59	0.89	10.56	10.63	2153.10451	53.8		1779	18643
171	13C-PCB-4		615087	377609	237477	1.59	NO	10.73	0.90	10.70	10.77	2713.41867	67.8		5981	1978
172	13C-PCB-15		811651	503147	308504	1.63	NO	14.31	1.20	14.28	14.35	2417.53960	60.4		7157	3403
173	13C-PCB-19		575791	289049	286742	1.01	NO	12.67	1.06	12.63	12.70	3286.53410	82.2		18424	10178
174	13C-PCB-37		693987	351420	342568	1.03	NO	18.22	1.07	18.19	18.25	2882.12490	72.1		15228	7306
175	13C-PCB-54		752972	332096	420876	0.79	NO	14.49	0.85	14.46	14.52	3703.25081	92.6		3771	2620
176	13C-PCB-81		627158	282136	345021	0.82	NO	21.79	1.06	21.75	21.82	3121.22604	78.0		3181	1911
177	13C-PCB-77		620066	273458	346608	0.79	NO	22.09	1.07	22.06	22.13	3049.71505	76.2		3181	1911
178	13C-PCB-104		701160	428936	272224	1.58	NO	17.51	1.03	17.48	17.55	3985.17402	99.6		795	780
179	13C-PCB-123		598215	369598	228617	1.62	NO	23.08	1.12	23.04	23.11	3310.28047	82.8		2306	2132
180	13C-PCB-118		596676	368079	228597	1.61	NO	23.25	1.13	23.21	23.28	3372.06460	84.3		2306	2132
181	13C-PCB-114		550129	340534	209596	1.62	NO	23.55	0.95	23.52	23.58	3249.69862	81.2		2306	2132
182	13C-PCB-105		570098	350284	219814	1.59	NO	23.90	0.96	23.87	23.93	3320.85047	83.0		2306	2132
183	13C-PCB-126		538856	333238	205619	1.62	NO	25.48	1.03	25.45	25.52	3305.72433	82.6		2306	2132
184	13C-PCB-155		589695	326930	262765	1.24	NO	20.48	0.99	20.45	20.52	3081.13567	77.0		1079	717
185	13C-PCB-167		619516	351340	268176	1.31	NO	26.38	1.06	26.34	26.41	3720.00025	93.0		2035	2079

**Quantify Sample Summary Report**      **MassLynx MassLynx V4.1 SCN 901**

Dataset: \\NABREWS002\Instdata\Organics Instrument\HIGHRES GCMS Completed Results Files\HR-5\1907\5-190717A2-0718ES.qld

Last Altered: Thursday, July 18, 2019 15:29:52 Eastern Daylight Time

Printed: Friday, September 06, 2019 17:37:28 Eastern Daylight Time

**Name: 5-190717A22, Date: 18-Jul-2019, Time: 01:44:24, ID: L2301798-2, Description: Sample, Vial: Tray1:19**

Target Analyte	#Hom	Total Area	Ion1 Area	Ion2 Area	Ra	Ra Fail=Y...	RT	RRT	RT LCL	RT UCL	Conc.	%Rec	Mod.Comment	Noise 1	Noise 2
186	13C-PCB-156/157	1175783	666854	508929	1.31	NO	27.02	1.09	26.98	27.05	7337.92506	91.7		2035	2079
187	13C-PCB-169	621426	363204	258222	1.41	NO	28.67	1.15	28.64	28.71	4108.07294	102.7		2035	2079
188	13C-PCB-188	661332	335836	325495	1.03	NO	23.48	0.94	23.44	23.51	3623.65578	90.6		1180	1025
189	13C-PCB-189	566335	291125	275211	1.06	NO	29.95	0.96	29.92	29.98	3699.35171	92.5		1864	1077
190	13C-PCB-202	645347	307070	338277	0.91	NO	26.26	1.06	26.22	26.29	4192.44575	104.8		1572	1014
191	13C-PCB-205	579778	270805	308973	0.88	NO	31.33	1.01	31.30	31.36	4320.94972	108.0		1055	881
192	13C-PCB-208	398010	174916	223094	0.78	NO	29.68	0.96	29.64	29.71	3384.97691	84.6		733	649
193	13C-PCB-206	331784	144278	187506	0.77	NO	32.40	1.04	32.37	32.44	4360.50806	109.0		733	649
194	13C-PCB-209	271902	147749	124153	1.19	NO	33.52	1.08	33.48	33.55	2393.63535	59.8		130	190
195	13C-PCB-9	2860357	1727222	1133136	1.52	NO	11.95	0.48	11.92	11.99	105.32298	1.3		5981	1978
196	13C-PCB-52	1208483	544053	664430	0.82	NO	16.98	0.68	16.94	17.01	101.75351	1.3		2284	2169
197	13C-PCB-101	1004666	615255	389411	1.58	NO	20.62	0.83	20.59	20.65	99.26679	1.2		1792	1527
198	13C-PCB-138	1120515	632580	487936	1.30	NO	24.85	0.00	24.82	24.89	100.32416	1.3		2035	2079
199	13C-PCB-194	862190	398570	463621	0.86	NO	31.06	1.25	31.02	31.09	88.88829	1.1		1055	881
200	Total MoCB-F1	3	7635								51.59919			1052	
201	Total DiCB-F1	8	23457								470.81823			803	
202	Total DiCB-F2	4	22412								1153.00196			1031	
203	Total TrCB-F1	1	1217								14.82217			715	
204	Total TrCB-F2	5	14249								148.83581			729	
205	Total TrCB-F3	8	18287								169.55689			706	
206	Total TeCB-F2		0											487	
207	Total TeCB-F3	11	12703								173.85237			567	
208	Total TeCB-F4	7	4264								52.43876			604	
209	Total PeCB-F3		0											330	
210	Total PeCB-F4	11	12065								4818.02772			1052	
211	Total PeCB-F5	5	13938								91689.71969			781	
212	Total HxCB-F4	3	1234								13.04083			359	
213	Total HxCB-F5	10	4617								62.08531			424	
214	Total HpCB-F5	7	1239								18.05299			490	
215	Total HpCB-F6		0											242	
216	Total OcCB-F5	3	183								2.98197			173	
217	Total OcCB-F6	1	138								2.46487			194	
218	Total NoCB-F6		0											294	
219	Total DeCB-F7		0											89	
220	Total 13C-MoCB-F1	2	1043802								4136.67697			1779	
221	Total 13C-DiCB-F1	5	2107336								2819.02986			5981	
222	Total 13C-DiCB-F2	1	1182203								2417.53960			2157	

Dataset: \\NABREWS002\Instdata\Organics Instrument\HIGHRES GCMS Completed Results Files\HR-5\1907\5-190717A2-0718ES.qld

Last Altered: Thursday, July 18, 2019 15:29:52 Eastern Daylight Time

Printed: Friday, September 06, 2019 17:37:28 Eastern Daylight Time

Name: 5-190717A22, Date: 18-Jul-2019, Time: 01:44:24, ID: L2301798-2, Description: Sample, Vial: Tray1:19

	Target Analyte	#Hom	Total Area	Ion1 Area	Ion2 Area	Ra	Ra Fail=Y...	RT	RRT	RT LCL	RT UCL	Conc.	%Rec	Mod.Comment	Noise 1	Noise 2
223	Total 13C-TrCB-F1	1		385436								3286.53410			18424	
224	Total 13C-TrCB-F3	3		1312292								10600.54816			15228	
225	Total 13C-TeCB-F2	1		332096								3703.25081			3771	
226	Total 13C-TeCB-F3	5		553287								103.46423			2284	
227	Total 13C-TeCB-F4	2		568019								6170.94109			3181	
228	Total 13C-PeCB-F3	1		429013								3985.17402			795	
229	Total 13C-PeCB-F4	7		1251298								8267.13526			1792	
230	Total 13C-PeCB-F5	5		1815986								16558.61848			2306	
231	Total 13C-HxCB-F4	1		329223								3081.13567			1079	
232	Total 13C-HxCB-F5	15		2497642								20656.32357			2035	
233	Total 13C-HpCB-F5	2		582546								6969.72436			1180	
234	Total 13C-HpCB-F6	1		431968								3699.35171			1864	
235	Total 13C-OcCB-F5	1		316397								4192.44575			1572	
236	Total 13C-OcCB-F6	7		680904								4414.71860			1055	
237	Total 13C-NoCB-F6	2		319538								7745.48498			733	
238	Total 13C-DeCB-F7	1		147882								2393.63535			130	
239	Lockmass F1			0											227547	
240	Lockmass F2			0											120533	
241	Lockmass F3			0											170280	
242	Lockmass F4			0											158918	
243	Lockmass F5			0											57641	
244	Lockmass F6			0											25294	
245	Lockmass F7			0											19379	

**Quantify Sample Summary Report**      **MassLynx MassLynx V4.1 SCN 901**

Dataset: \\NABREWS002\Instdata\Organics Instrument\HIGHRES GCMS Completed Results Files\HR-5\1907\5-190717A2-0718ES.qld

Last Altered: Thursday, July 18, 2019 15:29:52 Eastern Daylight Time  
 Printed: Friday, September 06, 2019 17:37:28 Eastern Daylight Time

**Name: 5-190717A23, Date: 18-Jul-2019, Time: 02:26:28, ID: L2301798-3, Description: Sample, Vial: Tray1:20**

	Target Analyte	#Hom	Total Area	Ion1 Area	Ion2 Area	Ra	Ra Fail=Y...	RT	RRT	RT LCL	RT UCL	Conc.	%Rec	Mod.Comment	Noise 1	Noise 2
1	* PCB-1		3830	2725	1105	2.47	YES	8.99	1.00	8.96	9.03	24.95138		ES190718MB	932	832
2	PCB-2		1035	718	317	2.27	YES	10.44	0.99	10.40	10.47	6.30898			932	832
3	PCB-3		2315	1679	636	2.64	YES	10.55	1.00	10.52	10.58	14.37807			932	832
4	*PCB-4		8958	5262	3696	1.42	NO	10.70	1.00	10.67	10.74	78.59886			1354	3317
5	PCB-10														1354	3317
6	PCB-9		1651	921	730	1.26	YES	11.94	1.12	11.90	11.97	8.54202			1354	3317
7	PCB-7		997	585	412	1.42	NO	12.04	1.13	12.00	12.07	5.08543		ES190718MA	1354	3317
8	PCB-6		4714	2558	2156	1.19	YES	12.19	1.14	12.16	12.22	24.29653			1354	3317
9	PCB-5														1354	3317
10	PCB-8		18357	10734	7623	1.41	NO	12.46	1.17	12.42	12.49	83.64407			1354	3317
11	* PCB-14														1117	2661
12	PCB-11		21321	12392	8929	1.39	NO	13.93	0.97	13.89	13.96	132.73263			1117	2661
13	PCB-13/12														1117	2661
14	PCB-15		3234	2013	1221	1.65	NO	14.31	1.00	14.27	14.34	20.00020			1117	2661
15	* PCB-19		2057	1090	968	1.13	NO	12.65	1.00	12.62	12.69	15.74521			934	787
16	* PCB-30/18		11690	6019	5671	1.06	NO	13.74	1.09	13.71	13.78	75.52610			1181	776
17	PCB-17		4395	2292	2103	1.09	NO	13.98	1.11	13.95	14.02	33.53744			1181	776
18	PCB-27		1236	709	528	1.34	YES	14.11	1.12	14.08	14.15	6.72197			1181	776
19	PCB-24		219	107	112	0.95	NO	14.20	1.12	14.16	14.23	1.26485			1181	776
20	PCB-16		3298	1723	1575	1.09	NO	14.28	1.13	14.24	14.31	30.18146			1181	776
21	PCB-32		3857	2117	1740	1.22	YES	14.55	1.15	14.52	14.59	19.39748			1181	776
22	* PCB-34														956	1128
23	PCB-23														956	1128
24	PCB-29/26		3046	1595	1451	1.10	NO	15.51	0.85	15.47	15.54	18.07311			956	1128
25	PCB-25		1021	545	476	1.15	NO	15.64	0.86	15.61	15.68	6.04756			956	1128
26	PCB-31		9276	4716	4560	1.03	NO	15.83	0.87	15.80	15.86	51.31986			956	1128
27	PCB-28/20		10144	5416	4728	1.15	NO	16.00	0.88	15.96	16.03	61.66632			956	1128
28	PCB-21/33		5534	2723	2811	0.97	NO	16.14	0.89	16.11	16.18	33.72201			956	1128
29	PCB-22		3222	1608	1614	1.00	NO	16.37	0.90	16.34	16.40	20.75566			956	1128
30	PCB-36														956	1128
31	PCB-39														956	1128
32	PCB-38														956	1128
33	PCB-35		383	271	113	2.40	YES	18.00	0.99	17.97	18.04	2.42678			956	1128
34	PCB-37		1356	683	674	1.01	NO	18.23	1.00	18.20	18.26	9.07219			956	1128
35	* PCB-54														674	714
36	* PCB-50/53		1126	533	592	0.90	YES	15.68	1.08	15.65	15.72	8.00705			1076	1046
37	PCB-45/51		1341	562	778	0.73	NO	16.09	1.11	16.06	16.13	10.00052			1076	1046



**Quantify Sample Summary Report**      **MassLynx MassLynx V4.1 SCN 901**

Dataset: \\NABREWS002\Instdata\Organics Instrument\HIGHRES GCMS Completed Results Files\HR-5\1907\5-190717A2-0718ES.qld

Last Altered: Thursday, July 18, 2019 15:29:52 Eastern Daylight Time  
 Printed: Friday, September 06, 2019 17:37:28 Eastern Daylight Time

**Name: 5-190717A23, Date: 18-Jul-2019, Time: 02:26:28, ID: L2301798-3, Description: Sample, Vial: Tray1:20**

	Target Analyte	#Hom	Total Area	Ion1 Area	Ion2 Area	Ra	Ra Fail=Y...	RT	RRT	RT LCL	RT UCL	Conc.	%Rec	Mod.Comment	Noise 1	Noise 2
38	PCB-46		402	157	245	0.64	YES	16.27	1.12	16.24	16.30	3.34713			1076	1046
39	PCB-52		6581	2932	3649	0.80	NO	16.99	1.17	16.95	17.02	48.60417			1076	1046
40	PCB-73														1076	1046
41	PCB-43														1076	1046
42	PCB-69/49		3223	1370	1853	0.74	NO	17.25	1.19	17.22	17.28	21.25824			1076	1046
43	PCB-48		1248	549	700	0.78	NO	17.42	1.20	17.38	17.45	9.09329			1076	1046
44	PCB-44/47/65		6193	2473	3720	0.66	NO	17.55	1.21	17.52	17.59	41.88509			1076	1046
45	PCB-59/62/75		608	312	296	1.05	YES	17.73	1.22	17.70	17.76	3.32874			1076	1046
46	PCB-42		1182	594	588	1.01	YES	17.85	1.23	17.81	17.88	10.13301			1076	1046
47	PCB-41/71/40		1856	904	952	0.95	YES	18.11	1.25	18.08	18.14	13.57913			1076	1046
48	PCB-64		2227	951	1276	0.75	NO	18.24	1.26	18.21	18.27	13.15542			1076	1046
49	* PCB-72														620	1315
50	PCB-68		308	163	145	1.13	YES	18.79	0.86	18.76	18.82	1.89220			620	1315
51	PCB-57														620	1315
52	PCB-58														620	1315
53	PCB-67														620	1315
54	PCB-63														620	1315
55	PCB-61/70/74/76		4753	2063	2689	0.77	NO	19.58	0.90	19.54	19.61	30.76371			620	1315
56	PCB-66		2339	1065	1274	0.84	NO	19.76	0.91	19.73	19.79	14.41378			620	1315
57	PCB-55														620	1315
58	PCB-56		909	439	471	0.93	YES	20.14	0.92	20.11	20.17	6.15249			620	1315
59	PCB-60		453	109	344	0.32	YES	20.26	0.93	20.23	20.29	3.04319			620	1315
60	PCB-80														620	1315
61	PCB-79														620	1315
62	PCB-78														620	1315
63	PCB-81														620	1315
64	PCB-77														620	1315
65	* PCB-104														331	447
66	PCB-96														331	447
67	* PCB-103														687	992
68	PCB-94														687	992
69	PCB-95		3047	1884	1163	1.62	NO	19.12	1.09	19.09	19.16	23.89382			687	992
70	PCB-100/93/102/98		216	135	80	1.68	NO	19.30	1.10	19.27	19.33	1.80290			687	992
71	PCB-88/91		422	224	198	1.13	YES	19.59	1.12	19.55	19.62	3.50480			687	992
72	PCB-84		672	408	264	1.55	NO	19.72	1.13	19.69	19.76	6.17782			687	992
73	PCB-89														687	992
74	PCB-121														687	992

Quantify Sample Summary Report

MassLynx MassLynx V4.1 SCN 901

Dataset: \\NABREWS002\Instdata\Organics Instrument\HIGHRES GCMS Completed Results Files\HR-5\1907\5-190717A2-0718ES.qld

Last Altered: Thursday, July 18, 2019 15:29:52 Eastern Daylight Time

Printed: Friday, September 06, 2019 17:37:28 Eastern Daylight Time

Name: 5-190717A23, Date: 18-Jul-2019, Time: 02:26:28, ID: L2301798-3, Description: Sample, Vial: Tray1:20

	Target Analyte	#Hom	Total Area	Ion1 Area	Ion2 Area	Ra	Ra Fail=Y...	RT	RRT	RT LCL	RT UCL	Conc.	%Rec	Mod.Comment	Noise 1	Noise 2
75	PCB-92		539	310	228	1.36	NO	20.33	1.16	20.30	20.37	4.50178			687	992
76	PCB-113/90/101		3155	1724	1432	1.20	YES	20.64	1.18	20.61	20.67	22.33649			687	992
77	PCB-83/99		1514	1020	494	2.07	YES	20.95	0.91	20.91	20.98	12.88185			687	992
78	PCB-112														687	992
79	PCB-109/119/86/97/125/87		2225	1294	931	1.39	NO	21.31	0.92	21.27	21.34	15.95075		ES190718MJ	687	992
80	PCB-117/116/85/110/115		3931	2308	1622	1.42	NO	21.71	0.94	21.68	21.75	26.22734		ES190718MB	687	992
81	PCB-82		290	173	118	1.47	NO	21.91	0.95	21.87	21.94	2.90762			687	992
82	PCB-111														687	992
83	PCB-120														687	992
84	* PCB-108/124														563	930
85	PCB-107														563	930
86	PCB-123														563	930
87	PCB-106														563	930
88	PCB-118		1746	1096	651	1.68	NO	23.26	1.00	23.23	23.29	12.07109			563	930
89	PCB-122														563	930
90	PCB-114														563	930
91	PCB-105		682	371	311	1.19	YES	23.91	1.00	23.88	23.94	4.89900			563	930
92	PCB-127														563	930
93	PCB-126		654	182	472	0.39	YES	25.47	1.00	25.44	25.50	4.90499		ES190718MB	563	930
94	* PCB-155														581	553
95	PCB-152														581	553
96	PCB-150														581	553
97	PCB-136		391	214	177	1.21	NO	20.96	1.02	20.93	21.00	2.38791			581	553
98	PCB-145														581	553
99	PCB-148														581	553
100	PCB-151/135		735	386	349	1.11	NO	22.17	1.08	22.13	22.20	6.42661		ES190718MB	581	553
101	PCB-154														581	553
102	PCB-144														581	553
103	* PCB-147/149		1741	992	749	1.33	NO	22.65	1.11	22.62	22.69	15.00576			502	489
104	PCB-134/143														502	489
105	PCB-139/140														502	489
106	PCB-131														502	489
107	PCB-142														502	489
108	PCB-132		485	226	258	0.88	YES	23.36	0.89	23.32	23.39	4.91886			502	489
109	PCB-133														502	489
110	PCB-165														502	489
111	PCB-146		317	126	191	0.66	YES	23.85	0.90	23.82	23.88	2.71002			502	489

**Quantify Sample Summary Report**      **MassLynx MassLynx V4.1 SCN 901**

Dataset: \\NABREWS002\Instdata\Organics Instrument\HIGHRES GCMS Completed Results Files\HR-5\1907\5-190717A2-0718ES.qld

Last Altered: Thursday, July 18, 2019 15:29:52 Eastern Daylight Time  
 Printed: Friday, September 06, 2019 17:37:28 Eastern Daylight Time

**Name: 5-190717A23, Date: 18-Jul-2019, Time: 02:26:28, ID: L2301798-3, Description: Sample, Vial: Tray1:20**

	Target Analyte	#Hom	Total Area	Ion1 Area	Ion2 Area	Ra	Ra Fail=Y...	RT	RRT	RT LCL	RT UCL	Conc.	%Rec	Mod.Comment	Noise 1	Noise 2
112	PCB-161														502	489
113	PCB-153/168		1535	785	750	1.05	YES	24.18	0.92	24.14	24.21	11.16474			502	489
114	PCB-141		255	134	121	1.11	NO	24.32	0.92	24.29	24.36	2.27346			502	489
115	PCB-130														502	489
116	PCB-137/164		228	97	131	0.74	YES	24.71	0.94	24.68	24.74	1.81097		ES190718MB	502	489
117	PCB-138/163/129		1363	781	581	1.34	NO	24.88	0.94	24.84	24.91	13.05366			502	489
118	PCB-160														502	489
119	PCB-158		145	57	87	0.66	YES	25.07	0.95	25.04	25.11	0.89278			502	489
120	PCB-128/166														502	489
121	PCB-159														502	489
122	PCB-162														502	489
123	PCB-167														502	489
124	PCB-156/157														502	489
125	PCB-169														502	489
126	* PCB-188														431	351
127	PCB-179		322	215	107	2.00	YES	23.72	1.01	23.68	23.75	2.25112			431	351
128	PCB-184														431	351
129	PCB-176														431	351
130	PCB-186														431	351
131	PCB-178														431	351
132	PCB-175														431	351
133	PCB-187		543	263	280	0.94	NO	25.53	1.09	25.50	25.56	4.93676			431	351
134	PCB-182														431	351
135	PCB-183		249	110	140	0.78	YES	25.84	1.10	25.81	25.88	2.25215			431	351
136	PCB-185														431	351
137	PCB-174		353	189	163	1.16	NO	26.00	1.11	25.97	26.04	3.21175			431	351
138	PCB-177														431	351
139	PCB-181														431	351
140	PCB-171/173														431	351
141	PCB-172														431	351
142	PCB-192														431	351
143	PCB-180/193		575	281	294	0.96	NO	27.68	0.92	27.65	27.72	4.89061		ES190718MB	431	351
144	PCB-191														431	351
145	PCB-170														431	351
146	PCB-190														431	351
147	* PCB-189														197	126
148	* PCB-202		248	124	124	1.99	NO	26.27	1.00	26.23	26.30	1.75010			162	822

**Quantify Sample Summary Report**      **MassLynx MassLynx V4.1 SCN 901**

Dataset: \\NABREWS002\Instdata\Organics Instrument\HIGHRES GCMS Completed Results Files\HR-5\1907\5-190717A2-0718ES.qld

Last Altered: Thursday, July 18, 2019 15:29:52 Eastern Daylight Time  
 Printed: Friday, September 06, 2019 17:37:28 Eastern Daylight Time

**Name: 5-190717A23, Date: 18-Jul-2019, Time: 02:26:28, ID: L2301798-3, Description: Sample, Vial: Tray1:20**

	Target Analyte	#Hom	Total Area	Ion1 Area	Ion2 Area	Ra	Ra Fail=Y...	RT	RRT	RT LCL	RT UCL	Conc.	%Rec	Mod.Comment	Noise 1	Noise 2
149	PCB-201														162	322
150	PCB-204														162	322
151	PCB-197														162	322
152	PCB-200														162	322
153	PCB-198/199		261	132	129	1.02	NO	28.70	0.92	28.66	28.73	2.23673			162	322
154	PCB-196														162	322
155	PCB-203														162	322
156	* PCB-195														138	359
157	PCB-194		154	69	85	0.81	NO	31.06	0.99	31.02	31.09	1.72406	ES190718MB		138	359
158	PCB-205														138	359
159	* PCB-208														277	697
160	PCB-207														277	697
161	PCB-206														277	697
162	* PCB-209														71	133
163	13C-PCB-31		941627	481445	460182	1.05	NO	15.81	0.87	15.78	15.84	5195.58574	64.9		18760	8720
164	13C-PCB-95		459284	278628	180655	1.54	NO	19.10	1.09	19.07	19.14	5225.73748	65.3		1351	1381
165	13C-PCB-153		669383	379953	289430	1.31	NO	24.17	1.18	24.13	24.20	5291.19272	66.1		2205	2055
166	13C-PCB-28		601795	307152	294644	1.04	NO	15.99	0.94	15.95	16.02	2252.64839	56.3		18760	8720
167	13C-PCB-111		406940	249242	157699	1.58	NO	22.01	1.07	21.98	22.04	2545.59794	63.6		1351	1381
168	13C-PCB-178		377371	193551	183820	1.05	NO	25.06	1.01	25.03	25.09	2920.67484	73.0		1120	724
169	13C-PCB-1		565930	422329	143602	2.94	NO	8.98	0.75	8.95	9.01	1622.29836	40.6		1998	18633
170	13C-PCB-3		568914	424106	144808	2.93	NO	10.54	0.88	10.50	10.57	1749.96876	43.7		1998	18633
171	13C-PCB-4		500412	304294	196118	1.55	NO	10.69	0.90	10.66	10.72	2260.32829	56.5		5691	1625
172	13C-PCB-15		622600	387771	234829	1.65	NO	14.30	1.20	14.26	14.33	1898.78929	47.5		10321	4712
173	13C-PCB-19		453697	226937	226760	1.00	NO	12.65	1.06	12.62	12.69	2651.57143	66.3		16133	8268
174	13C-PCB-37		567350	289972	277378	1.05	NO	18.22	1.07	18.19	18.25	2454.12844	61.4		18760	8720
175	13C-PCB-54		620058	274038	346021	0.79	NO	14.48	0.85	14.45	14.51	3176.30142	79.4		4043	3149
176	13C-PCB-81		514705	232739	281966	0.83	NO	21.79	1.06	21.75	21.82	2638.15590	66.0		4386	1793
177	13C-PCB-77		527537	233545	293992	0.79	NO	22.09	1.07	22.06	22.13	2672.19194	66.8		4386	1793
178	13C-PCB-104		583184	356505	226679	1.57	NO	17.50	1.03	17.47	17.54	3413.73417	85.3		1174	664
179	13C-PCB-123		498446	308382	190064	1.62	NO	23.08	1.12	23.04	23.11	2840.65929	71.0		2456	2371
180	13C-PCB-118		502807	313704	189103	1.66	NO	23.25	1.13	23.21	23.28	2926.52294	73.2		2456	2371
181	13C-PCB-114		471441	292444	178996	1.63	NO	23.55	0.95	23.52	23.58	2868.13142	71.7		2456	2371
182	13C-PCB-105		476401	292776	183625	1.59	NO	23.90	0.96	23.87	23.93	2858.02746	71.5		2456	2371
183	13C-PCB-126		456945	284758	172187	1.65	NO	25.48	1.03	25.45	25.52	2887.02740	72.2		2456	2371
184	13C-PCB-155		455521	253433	202089	1.25	NO	20.48	0.99	20.45	20.52	2451.23932	61.3		586	622
185	13C-PCB-167		527107	298512	228595	1.31	NO	26.38	1.06	26.34	26.41	3286.97872	82.2		2205	2055

**Quantify Sample Summary Report**      **MassLynx MassLynx V4.1 SCN 901**

Dataset: \\NABREWS002\Instdata\Organics Instrument\HIGHRES GCMS Completed Results Files\HR-5\1907\5-190717A2-0718ES.qld

Last Altered: Thursday, July 18, 2019 15:29:52 Eastern Daylight Time  
 Printed: Friday, September 06, 2019 17:37:28 Eastern Daylight Time

**Name: 5-190717A23, Date: 18-Jul-2019, Time: 02:26:28, ID: L2301798-3, Description: Sample, Vial: Tray1:20**

	Target Analyte	#Hom	Total Area	Ion1 Area	Ion2 Area	Ra	Ra Fail=Y...	RT	RRT	RT LCL	RT UCL	Conc.	%Rec	Mod.Comment	Noise 1	Noise 2
186	13C-PCB-156/157		1002860	562694	440165	1.28	NO	27.02	1.09	26.98	27.05	6499.71097	81.2		2205	2055
187	13C-PCB-169		526014	303476	222538	1.36	NO	28.67	1.15	28.64	28.71	3611.21724	90.3		2205	2055
188	13C-PCB-188		528477	269051	259426	1.04	NO	23.48	0.94	23.44	23.51	3007.19293	75.2		1120	724
189	13C-PCB-189		463447	236808	226640	1.04	NO	29.94	0.96	29.90	29.97	3143.83924	78.6		1675	1445
190	13C-PCB-202		523385	250517	272867	0.92	NO	26.26	1.06	26.22	26.29	3531.04462	88.3		2968	650
191	13C-PCB-205		462743	216448	246295	0.88	NO	31.33	1.01	31.30	31.36	3766.35993	94.2		1239	671
192	13C-PCB-208		317196	138599	178597	0.78	NO	29.68	0.96	29.64	29.71	2946.14937	73.7		690	798
193	13C-PCB-206		278425	120262	158163	0.76	NO	32.40	1.04	32.37	32.44	3996.27598	99.9		690	798
194	13C-PCB-209		220584	120101	100482	1.20	NO	33.52	1.08	33.48	33.55	2120.72506	53.0		138	114
195	13C-PCB-9		2793553	1701392	1092160	1.56	NO	11.92	0.48	11.89	11.96	102.86313	1.3		5691	1625
196	13C-PCB-52		1160261	516373	643889	0.80	NO	16.98	0.68	16.94	17.01	97.69327	1.2		2819	1738
197	13C-PCB-101		975502	596746	378755	1.58	NO	20.62	0.83	20.59	20.65	96.38522	1.2		1351	1381
198	13C-PCB-138		1078972	612068	466903	1.31	NO	24.85	0.00	24.82	24.89	96.60458	1.2		2205	2055
199	13C-PCB-194		789475	367773	421702	0.87	NO	31.05	1.25	31.01	31.08	81.39161	1.0		1239	671
200	Total MoCB-F1	5		5313								2062.73886			932	
201	Total DiCB-F1	5		20060								200.16691			1354	
202	Total DiCB-F2	3		14573								418.12916			1117	
203	Total TrCB-F1	1		1090								15.74521			934	
204	Total TrCB-F2	6		12967								166.62930			1181	
205	Total TrCB-F3	8		17557								203.08348			956	
206	Total TeCB-F2			0											674	
207	Total TeCB-F3	11		11339								182.39180			1076	
208	Total TeCB-F4	5		3839								56.26536			620	
209	Total PeCB-F3			0											331	
210	Total PeCB-F4	11		9487								130.30482			687	
211	Total PeCB-F5	8		13414								80656.82693			563	
212	Total HxCB-F4	2		600								8.81453			581	
213	Total HxCB-F5	8		3200								51.83026			502	
214	Total HpCB-F5	6		1197								305.75421			431	
215	Total HpCB-F6			0											197	
216	Total OcCB-F5	2		256								3.98683			162	
217	Total OcCB-F6	1		69								1.72406			138	
218	Total NoCB-F6			0											277	
219	Total DeCB-F7			0											71	
220	Total 13C-MoCB-F1	2		852083								3372.26713			1998	
221	Total 13C-DiCB-F1	3		2006793								2363.33664			5691	
222	Total 13C-DiCB-F2	1		953977								1898.78929			10321	

Dataset: \\NABREWS002\Instdata\Organics Instrument\HIGHRES GCMS Completed Results Files\HR-5\1907\5-190717A2-0718ES.qld

Last Altered: Thursday, July 18, 2019 15:29:52 Eastern Daylight Time

Printed: Friday, September 06, 2019 17:37:28 Eastern Daylight Time

Name: 5-190717A23, Date: 18-Jul-2019, Time: 02:26:28, ID: L2301798-3, Description: Sample, Vial: Tray1:20

	Target Analyte	#Hom	Total Area	Ion1 Area	Ion2 Area	Ra	Ra Fail=Y...	RT	RRT	RT LCL	RT UCL	Conc.	%Rec	Mod.Comment	Noise 1	Noise 2
223	Total 13C-TrCB-F1	1		301706								2651.57143			16133	
224	Total 13C-TrCB-F3	3		1078569								9902.36257			18760	
225	Total 13C-TeCB-F2	1		274038								3176.30142			4043	
226	Total 13C-TeCB-F3	4		522702								98.97831			2819	
227	Total 13C-TeCB-F4	2		478746								5310.34784			4386	
228	Total 13C-PeCB-F3	1		356505								3413.73417			1174	
229	Total 13C-PeCB-F4	8		1127038								7868.89671			1351	
230	Total 13C-PeCB-F5	5		1542354								14380.36850			2456	
231	Total 13C-HxCB-F4	1		255712								2451.23932			586	
232	Total 13C-HxCB-F5	14		2173385								18798.44559			2205	
233	Total 13C-HpCB-F5	2		476122								5927.86777			1120	
234	Total 13C-HpCB-F6	1		351888								3143.83924			1675	
235	Total 13C-OcCB-F5	1		258386								3531.04462			2968	
236	Total 13C-OcCB-F6	6		594494								3852.29135			1239	
237	Total 13C-NoCB-F6	2		259492								6942.42534			690	
238	Total 13C-DeCB-F7	1		120101								2120.72506			138	
239	Lockmass F1			0											210330	
240	Lockmass F2			0											122391	
241	Lockmass F3			0											191862	
242	Lockmass F4			0											150844	
243	Lockmass F5			0											65468	
244	Lockmass F6			0											31649	
245	Lockmass F7			0											14736	

Quantify Sample Report MassLynx MassLynx V4.1 SCN 901

Dataset: \\NABREWS002\Instdata\Organics Instrument\HIGHRES GCMS Completed Results Files\HR-5\190715-190717A2-0718ES.qld

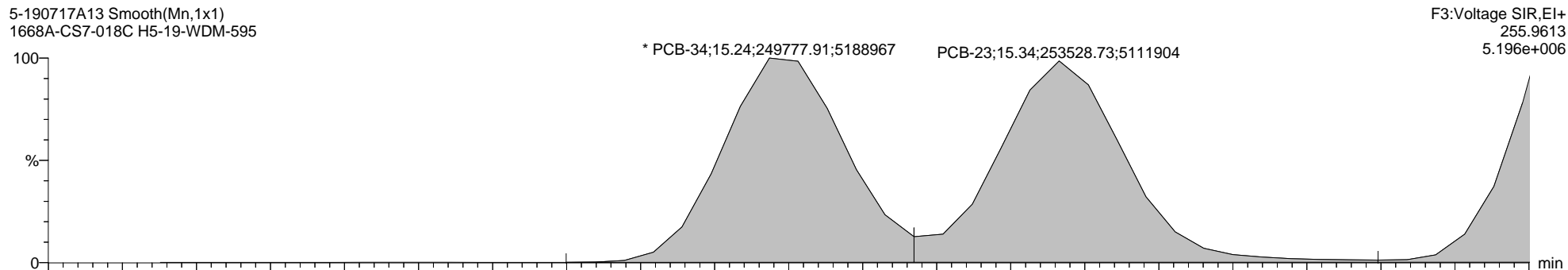
Last Altered: Thursday, July 18, 2019 15:29:52 Eastern Daylight Time  
Printed: Friday, September 06, 2019 17:37:28 Eastern Daylight Time

Method: C:\MassLynx\PCB.PRO\MethDB\1668-OCTYL-1-209-190718.mdb 11 Jul 2019 12:10:30  
Calibration: 18 Jul 2019 15:29:52

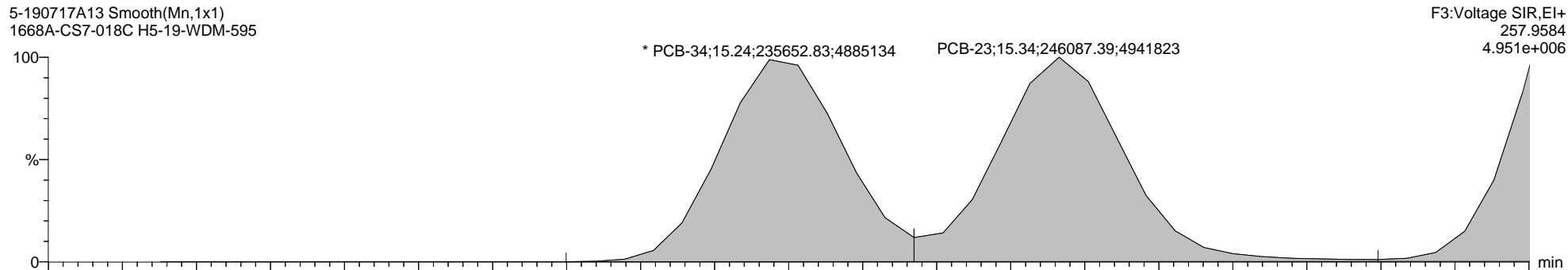
Name: 5-190717A13, Date: 17-Jul-2019, Time: 19:26:59, ID: H5-19-WDM-595, Description: 1668A-CS7-018C, Vial: Tray1:2

\* PCB-34

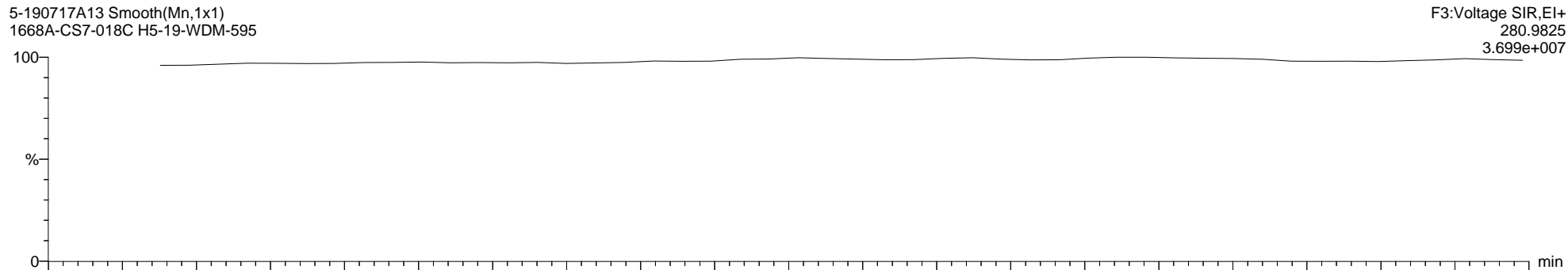
5-190717A13 Smooth(Mn,1x1)  
1668A-CS7-018C H5-19-WDM-595



5-190717A13 Smooth(Mn,1x1)  
1668A-CS7-018C H5-19-WDM-595



5-190717A13 Smooth(Mn,1x1)  
1668A-CS7-018C H5-19-WDM-595



Quantify Sample Report MassLynx MassLynx V4.1 SCN 901

Dataset: \\NABREWS002\Instdata\Organics Instrument\HIGHRES GCMS Completed Results Files\HR-5\190715-190717A2-0718ES.qld

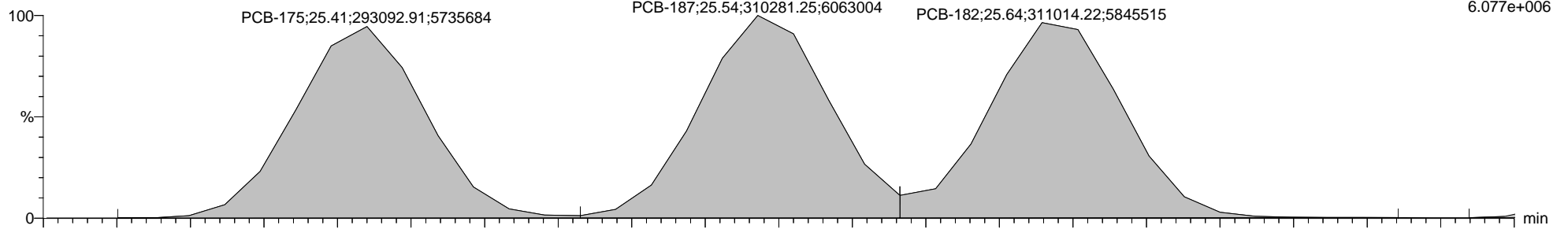
Last Altered: Thursday, July 18, 2019 15:29:52 Eastern Daylight Time  
Printed: Friday, September 06, 2019 17:37:28 Eastern Daylight Time

Name: 5-190717A13, Date: 17-Jul-2019, Time: 19:26:59, ID: H5-19-WDM-595, Description: 1668A-CS7-018C, Vial: Tray1:2

PCB-187

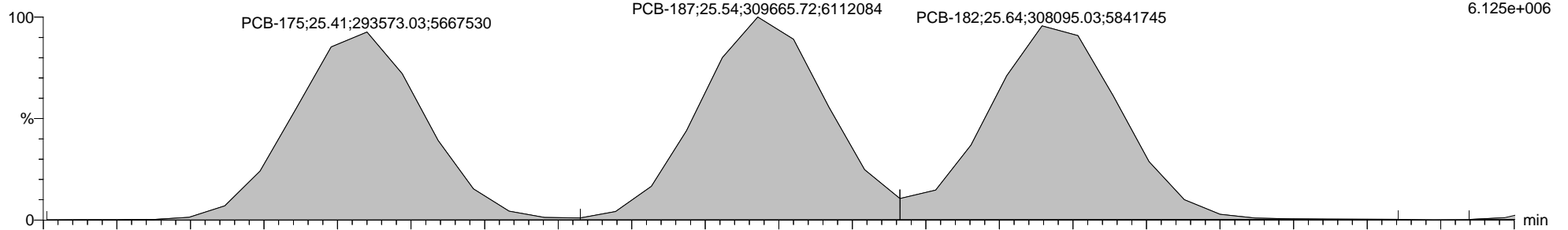
5-190717A13 Smooth(Mn,1x1)  
1668A-CS7-018C H5-19-WDM-595

F5:Voltage SIR,EI+  
393.8025  
6.077e+006



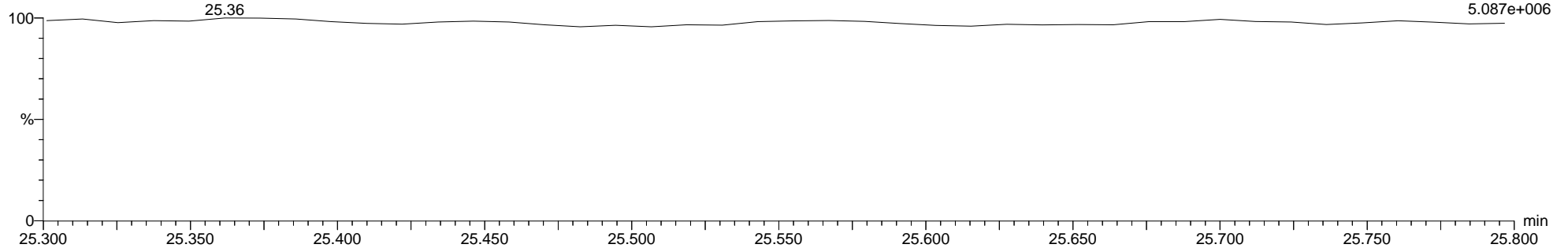
5-190717A13 Smooth(Mn,1x1)  
1668A-CS7-018C H5-19-WDM-595

F5:Voltage SIR,EI+  
395.7995  
6.125e+006



5-190717A13 Smooth(Mn,1x1)  
1668A-CS7-018C H5-19-WDM-595

F5:Voltage SIR,EI+  
354.9792  
5.087e+006





**Quantify Audit Report MassLynx MassLynx V4.1 SCN 901**

Dataset: \\NABREWS002\Instdata\Organics Instrument\HIGHRES GCMS Completed Results Files\HR-5\1907\5-190717A2-0718ES.qld

Last Altered: Thursday, July 18, 2019 15:29:52 Eastern Daylight Time

Printed: Friday, September 06, 2019 17:37:28 Eastern Daylight Time

Date	Time	Event	Details	Comments
18-Jul-19	12:45:29	Process Extract		
18-Jul-19	12:45:30	Process Integrate		
18-Jul-19	12:45:31	Process Calibrate		
18-Jul-19	12:45:32	Process Quantify		
18-Jul-19	12:45:32	Dataset Created		
18-Jul-19	12:45:39	Dataset Saved	Saved to \\NABREWS002\Instdata\Organics Instrument\HIG...	
18-Jul-19	12:45:59	Pre modification peak	Sample:5-190717A13, Compound:PeCB-F4, RT:18.485	
18-Jul-19	12:45:59	Peak modified	Sample:5-190717A13, Compound:PeCB-F4, RT:18.485	ES190718MJ
18-Jul-19	12:45:59	Pre modification peak	Sample:5-190717A13, Compound:PeCB-F4, RT:19.595	
18-Jul-19	12:45:59	Peak modified	Sample:5-190717A13, Compound:PeCB-F4, RT:19.595	ES190718MJ
18-Jul-19	12:45:59	Pre modification peak	Sample:5-190717A13, Compound:PeCB-F4, RT:18.485	
18-Jul-19	12:45:59	Peak modified	Sample:5-190717A13, Compound:PeCB-F4, RT:18.485	ES190718MJ
18-Jul-19	12:45:59	Pre modification peak	Sample:5-190717A13, Compound:PeCB-F4, RT:19.595	
18-Jul-19	12:45:59	Peak modified	Sample:5-190717A13, Compound:PeCB-F4, RT:19.595	ES190718MJ
18-Jul-19	12:52:30	Dataset Saved	Saved to \\NABREWS002\Instdata\Organics Instrument\HIG...	
18-Jul-19	13:22:04	Pre modification peak	Sample:5-190717A13, Compound:PeCB-F4, RT:18.485	
18-Jul-19	13:22:04	Peak modified	Sample:5-190717A13, Compound:PeCB-F4, RT:18.485	ES190718MJ
18-Jul-19	13:22:04	Pre modification peak	Sample:5-190717A13, Compound:PeCB-F4, RT:18.485	
18-Jul-19	13:22:04	Peak modified	Sample:5-190717A13, Compound:PeCB-F4, RT:18.485	ES190718MJ
18-Jul-19	13:22:04	Pre modification peak	Sample:5-190717A13, Compound:PeCB-F4, RT:18.485	
18-Jul-19	13:22:04	Peak modified	Sample:5-190717A13, Compound:PeCB-F4, RT:18.485	ES190718MJ
18-Jul-19	13:22:04	Pre modification peak	Sample:5-190717A13, Compound:PeCB-F4, RT:19.206	
18-Jul-19	13:22:04	Peak modified	Sample:5-190717A13, Compound:PeCB-F4, RT:19.206	ES190718MJ
18-Jul-19	13:22:04	Pre modification peak	Sample:5-190717A13, Compound:PeCB-F4, RT:18.485	
18-Jul-19	13:22:04	Peak modified	Sample:5-190717A13, Compound:PeCB-F4, RT:18.485	ES190718MJ
18-Jul-19	13:22:04	Pre modification peak	Sample:5-190717A13, Compound:PeCB-F4, RT:18.485	
18-Jul-19	13:22:04	Peak modified	Sample:5-190717A13, Compound:PeCB-F4, RT:18.485	ES190718MJ
18-Jul-19	13:22:04	Pre modification peak	Sample:5-190717A13, Compound:PeCB-F4, RT:18.485	
18-Jul-19	13:22:04	Peak modified	Sample:5-190717A13, Compound:PeCB-F4, RT:18.485	ES190718MJ
18-Jul-19	13:22:04	Pre modification peak	Sample:5-190717A13, Compound:PeCB-F4, RT:19.308	
18-Jul-19	13:22:04	Peak modified	Sample:5-190717A13, Compound:PeCB-F4, RT:19.308	ES190718MJ
18-Jul-19	13:22:32	Pre modification peak	Sample:5-190717A13, Compound:PeCB-F4, RT:18.485	
18-Jul-19	13:22:32	Peak modified	Sample:5-190717A13, Compound:PeCB-F4, RT:18.485	ES190718MJ
18-Jul-19	13:22:32	Pre modification peak	Sample:5-190717A13, Compound:PeCB-F4, RT:21.657	
18-Jul-19	13:22:32	Peak modified	Sample:5-190717A13, Compound:PeCB-F4, RT:21.657	ES190718MJ
18-Jul-19	13:22:32	Pre modification peak	Sample:5-190717A13, Compound:PeCB-F4, RT:18.485	
18-Jul-19	13:22:32	Peak modified	Sample:5-190717A13, Compound:PeCB-F4, RT:18.485	ES190718MJ
18-Jul-19	13:22:32	Pre modification peak	Sample:5-190717A13, Compound:PeCB-F4, RT:18.485	
18-Jul-19	13:22:32	Peak modified	Sample:5-190717A13, Compound:PeCB-F4, RT:18.485	ES190718MJ
18-Jul-19	13:22:32	Pre modification peak	Sample:5-190717A13, Compound:PeCB-F4, RT:21.657	
18-Jul-19	13:22:32	Peak modified	Sample:5-190717A13, Compound:PeCB-F4, RT:21.657	ES190718MJ
18-Jul-19	13:22:32	Pre modification peak	Sample:5-190717A13, Compound:PeCB-F4, RT:18.485	
18-Jul-19	13:22:32	Peak modified	Sample:5-190717A13, Compound:PeCB-F4, RT:18.485	ES190718MJ
18-Jul-19	13:22:49	Peak modified	Sample:5-190717A13, Compound:PeCB-F4, RT:21.657	ES190718MB
18-Jul-19	13:22:49	Peak modified	Sample:5-190717A13, Compound:PeCB-F4, RT:21.657	ES190718MB
18-Jul-19	13:23:08	Pre modification peak	Sample:5-190717A13, Compound:HxCB-F5, RT:22.570	
18-Jul-19	13:23:08	Peak modified	Sample:5-190717A13, Compound:HxCB-F5, RT:22.570	ES190718MJ
18-Jul-19	13:23:08	Pre modification peak	Sample:5-190717A13, Compound:HxCB-F5, RT:24.721	
18-Jul-19	13:23:08	Peak modified	Sample:5-190717A13, Compound:HxCB-F5, RT:24.721	ES190718MJ
18-Jul-19	13:23:08	Pre modification peak	Sample:5-190717A13, Compound:HxCB-F5, RT:22.570	
18-Jul-19	13:23:08	Peak modified	Sample:5-190717A13, Compound:HxCB-F5, RT:22.570	ES190718MJ
18-Jul-19	13:23:08	Pre modification peak	Sample:5-190717A13, Compound:HxCB-F5, RT:24.721	
18-Jul-19	13:23:08	Peak modified	Sample:5-190717A13, Compound:HxCB-F5, RT:24.721	ES190718MJ

**Quantify Audit Report MassLynx MassLynx V4.1 SCN 901**

Dataset: \\NABREWS002\Instdata\Organics Instrument\HIGHRES GCMS Completed Results Files\HR-5\1907\5-190717A2-0718ES.qld

Last Altered: Thursday, July 18, 2019 15:29:52 Eastern Daylight Time

Printed: Friday, September 06, 2019 17:37:28 Eastern Daylight Time

Date	Time	Event	Details	Comments
18-Jul-19	13:24:41	Pre modification peak	Sample:5-190717A21, Compound:MoCB-F1, RT:9.023	
18-Jul-19	13:24:41	Peak modified	Sample:5-190717A21, Compound:MoCB-F1, RT:9.023	ES190718MB
18-Jul-19	13:24:46	Peak added	Sample:5-190717A21, Compound:MoCB-F1, RT:10.438	ES190718MA
18-Jul-19	13:25:13	Pre modification peak	Sample:5-190717A22, Compound:MoCB-F1, RT:8.981	
18-Jul-19	13:25:13	Peak modified	Sample:5-190717A22, Compound:MoCB-F1, RT:8.981	ES190718MB
18-Jul-19	13:25:13	Pre modification peak	Sample:5-190717A22, Compound:MoCB-F1, RT:8.336	
18-Jul-19	13:25:13	Peak modified	Sample:5-190717A22, Compound:MoCB-F1, RT:8.336	ES190718MB
18-Jul-19	13:25:13	Pre modification peak	Sample:5-190717A22, Compound:MoCB-F1, RT:8.336	
18-Jul-19	13:25:13	Peak modified	Sample:5-190717A22, Compound:MoCB-F1, RT:8.336	ES190718MB
18-Jul-19	13:25:13	Pre modification peak	Sample:5-190717A22, Compound:MoCB-F1, RT:8.336	
18-Jul-19	13:25:13	Peak modified	Sample:5-190717A22, Compound:MoCB-F1, RT:8.336	ES190718MB
18-Jul-19	13:25:13	Pre modification peak	Sample:5-190717A22, Compound:MoCB-F1, RT:9.023	
18-Jul-19	13:25:13	Peak modified	Sample:5-190717A22, Compound:MoCB-F1, RT:9.023	ES190718MB
18-Jul-19	13:25:58	Pre modification peak	Sample:5-190717A23, Compound:MoCB-F1, RT:9.023	
18-Jul-19	13:25:58	Peak modified	Sample:5-190717A23, Compound:MoCB-F1, RT:9.023	ES190718MB
18-Jul-19	13:25:58	Pre modification peak	Sample:5-190717A23, Compound:MoCB-F1, RT:8.336	
18-Jul-19	13:25:58	Peak modified	Sample:5-190717A23, Compound:MoCB-F1, RT:8.336	ES190718MB
18-Jul-19	13:25:58	Pre modification peak	Sample:5-190717A23, Compound:MoCB-F1, RT:8.995	
18-Jul-19	13:25:58	Peak modified	Sample:5-190717A23, Compound:MoCB-F1, RT:8.995	ES190718MB
18-Jul-19	13:25:58	Pre modification peak	Sample:5-190717A23, Compound:MoCB-F1, RT:8.813	
18-Jul-19	13:25:58	Peak modified	Sample:5-190717A23, Compound:MoCB-F1, RT:8.813	ES190718MB
18-Jul-19	13:26:33	Peak added	Sample:5-190717A24, Compound:MoCB-F1, RT:8.981	ES190718MB
18-Jul-19	13:26:33	Pre modification peak	Sample:5-190717A24, Compound:MoCB-F1, RT:8.336	
18-Jul-19	13:26:33	Peak modified	Sample:5-190717A24, Compound:MoCB-F1, RT:8.336	ES190718MB
18-Jul-19	13:26:33	Pre modification peak	Sample:5-190717A24, Compound:MoCB-F1, RT:8.981	
18-Jul-19	13:26:33	Peak modified	Sample:5-190717A24, Compound:MoCB-F1, RT:8.981	ES190718MB
18-Jul-19	13:27:35	Peak added	Sample:5-190717A25, Compound:MoCB-F1, RT:8.995	ES190718MB
18-Jul-19	13:27:35	Pre modification peak	Sample:5-190717A25, Compound:MoCB-F1, RT:8.336	
18-Jul-19	13:27:35	Peak modified	Sample:5-190717A25, Compound:MoCB-F1, RT:8.336	ES190718MB
18-Jul-19	13:27:35	Pre modification peak	Sample:5-190717A25, Compound:MoCB-F1, RT:8.336	
18-Jul-19	13:27:35	Peak modified	Sample:5-190717A25, Compound:MoCB-F1, RT:8.336	ES190718MB
18-Jul-19	13:27:35	Pre modification peak	Sample:5-190717A25, Compound:MoCB-F1, RT:8.995	
18-Jul-19	13:27:35	Peak modified	Sample:5-190717A25, Compound:MoCB-F1, RT:8.995	ES190718MB
18-Jul-19	13:28:26	Pre modification peak	Sample:5-190717A22, Compound:DiCB-F1, RT:12.443	
18-Jul-19	13:28:26	Peak modified	Sample:5-190717A22, Compound:DiCB-F1, RT:12.443	ES190718MB
18-Jul-19	13:28:26	Peak added	Sample:5-190717A22, Compound:DiCB-F1, RT:12.485	ES190718MB
18-Jul-19	13:28:26	Pre modification peak	Sample:5-190717A22, Compound:DiCB-F1, RT:12.443	
18-Jul-19	13:28:26	Peak modified	Sample:5-190717A22, Compound:DiCB-F1, RT:12.443	ES190718MB
18-Jul-19	13:28:26	Peak added	Sample:5-190717A22, Compound:DiCB-F1, RT:12.485	ES190718MB
18-Jul-19	13:28:40	Peak added	Sample:5-190717A23, Compound:DiCB-F1, RT:12.022	ES190718MA
18-Jul-19	13:28:51	Pre modification peak	Sample:5-190717A24, Compound:DiCB-F1, RT:12.470	
18-Jul-19	13:28:51	Peak modified	Sample:5-190717A24, Compound:DiCB-F1, RT:12.470	ES190718MB
18-Jul-19	13:28:59	Pre modification peak	Sample:5-190717A25, Compound:DiCB-F1, RT:12.457	
18-Jul-19	13:28:59	Peak modified	Sample:5-190717A25, Compound:DiCB-F1, RT:12.457	ES190718MB
18-Jul-19	13:29:23	Pre modification peak	Sample:5-190717A26, Compound:DiCB-F1, RT:12.429	
18-Jul-19	13:29:23	Peak modified	Sample:5-190717A26, Compound:DiCB-F1, RT:12.429	ES190718MB
18-Jul-19	13:29:23	Peak added	Sample:5-190717A26, Compound:DiCB-F1, RT:12.373	ES190718MB
18-Jul-19	13:29:23	Pre modification peak	Sample:5-190717A26, Compound:DiCB-F1, RT:12.429	
18-Jul-19	13:29:23	Peak modified	Sample:5-190717A26, Compound:DiCB-F1, RT:12.429	ES190718MB
18-Jul-19	13:29:23	Peak added	Sample:5-190717A26, Compound:DiCB-F1, RT:12.373	ES190718MB
18-Jul-19	13:29:44	Pre modification peak	Sample:5-190717A19, Compound:DiCB-F2, RT:13.901	
18-Jul-19	13:29:44	Peak modified	Sample:5-190717A19, Compound:DiCB-F2, RT:13.901	ES190718MB
18-Jul-19	13:29:44	Peak added	Sample:5-190717A19, Compound:DiCB-F2, RT:14.085	ES190718MB

**Quantify Audit Report MassLynx MassLynx V4.1 SCN 901**

Dataset: \\NABREWS002\Instdata\Organics Instrument\HIGHRES GCMS Completed Results Files\HR-5\1907\5-190717A2-0718ES.qld

Last Altered: Thursday, July 18, 2019 15:29:52 Eastern Daylight Time

Printed: Friday, September 06, 2019 17:37:28 Eastern Daylight Time

Date	Time	Event	Details	Comments
18-Jul-19	13:30:02	Pre modification peak	Sample:5-190717A20, Compound:DiCB-F2, RT:14.288	
18-Jul-19	13:30:02	Peak modified	Sample:5-190717A20, Compound:DiCB-F2, RT:14.288	ES190718MB
18-Jul-19	13:30:29	Pre modification peak	Sample:5-190717A24, Compound:DiCB-F2, RT:14.103	
18-Jul-19	13:30:29	Peak modified	Sample:5-190717A24, Compound:DiCB-F2, RT:14.103	ES190718MB
18-Jul-19	13:30:36	Peak added	Sample:5-190717A26, Compound:DiCB-F2, RT:14.094	ES190718MA
18-Jul-19	13:30:53	Pre modification peak	Sample:5-190717A25, Compound:TrCB-F1, RT:12.653	
18-Jul-19	13:30:53	Peak modified	Sample:5-190717A25, Compound:TrCB-F1, RT:12.653	ES190718MB
18-Jul-19	13:31:04	Peak added	Sample:5-190717A17, Compound:TrCB-F2, RT:13.956	ES190718MA
18-Jul-19	13:31:04	Peak added	Sample:5-190717A17, Compound:TrCB-F2, RT:14.250	ES190718MA
18-Jul-19	13:31:30	Pre modification peak	Sample:5-190717A24, Compound:TrCB-F2, RT:14.278	
18-Jul-19	13:31:30	Peak modified	Sample:5-190717A24, Compound:TrCB-F2, RT:14.278	ES190718MB
18-Jul-19	13:31:30	Peak added	Sample:5-190717A24, Compound:TrCB-F2, RT:14.232	ES190718MB
18-Jul-19	13:31:48	Peak added	Sample:5-190717A17, Compound:TrCB-F3, RT:15.821	ES190718MA
18-Jul-19	13:31:48	Peak added	Sample:5-190717A17, Compound:TrCB-F3, RT:16.379	ES190718MA
18-Jul-19	13:32:01	Pre modification peak	Sample:5-190717A17, Compound:TrCB-F3, RT:15.987	
18-Jul-19	13:32:01	Peak modified	Sample:5-190717A17, Compound:TrCB-F3, RT:15.987	ES190718MJ
18-Jul-19	13:32:01	Pre modification peak	Sample:5-190717A17, Compound:TrCB-F3, RT:15.038	
18-Jul-19	13:32:01	Peak modified	Sample:5-190717A17, Compound:TrCB-F3, RT:15.038	ES190718MJ
18-Jul-19	13:32:01	Pre modification peak	Sample:5-190717A17, Compound:TrCB-F3, RT:15.038	
18-Jul-19	13:32:01	Peak modified	Sample:5-190717A17, Compound:TrCB-F3, RT:15.038	ES190718MJ
18-Jul-19	13:32:01	Pre modification peak	Sample:5-190717A17, Compound:TrCB-F3, RT:15.821	
18-Jul-19	13:32:01	Peak modified	Sample:5-190717A17, Compound:TrCB-F3, RT:15.821	ES190718MJ
18-Jul-19	13:33:00	Pre modification peak	Sample:5-190717A22, Compound:TrCB-F3, RT:15.840	
18-Jul-19	13:33:00	Peak modified	Sample:5-190717A22, Compound:TrCB-F3, RT:15.840	ES190718MB
18-Jul-19	13:33:18	Peak added	Sample:5-190717A24, Compound:TrCB-F3, RT:18.013	ES190718MA
18-Jul-19	13:33:24	Pre modification peak	Sample:5-190717A24, Compound:TrCB-F3, RT:18.229	
18-Jul-19	13:33:24	Peak modified	Sample:5-190717A24, Compound:TrCB-F3, RT:18.229	ES190718MB
18-Jul-19	13:33:37	Pre modification peak	Sample:5-190717A25, Compound:TrCB-F3, RT:18.219	
18-Jul-19	13:33:37	Peak modified	Sample:5-190717A25, Compound:TrCB-F3, RT:18.219	ES190718MB
18-Jul-19	13:33:37	Pre modification peak	Sample:5-190717A25, Compound:TrCB-F3, RT:18.219	
18-Jul-19	13:33:37	Peak modified	Sample:5-190717A25, Compound:TrCB-F3, RT:18.219	ES190718MB
18-Jul-19	13:34:30	Pre modification peak	Sample:5-190717A17, Compound:TeCB-F3, RT:15.038	
18-Jul-19	13:34:30	Peak modified	Sample:5-190717A17, Compound:TeCB-F3, RT:15.038	ES190718MB
18-Jul-19	13:34:30	Pre modification peak	Sample:5-190717A17, Compound:TeCB-F3, RT:16.066	
18-Jul-19	13:34:30	Peak modified	Sample:5-190717A17, Compound:TeCB-F3, RT:16.066	ES190718MB
18-Jul-19	13:34:42	Pre modification peak	Sample:5-190717A21, Compound:TeCB-F3, RT:16.066	
18-Jul-19	13:34:42	Peak modified	Sample:5-190717A21, Compound:TeCB-F3, RT:16.066	ES190718MB
18-Jul-19	13:34:42	Pre modification peak	Sample:5-190717A21, Compound:TeCB-F3, RT:15.038	
18-Jul-19	13:34:42	Peak modified	Sample:5-190717A21, Compound:TeCB-F3, RT:15.038	ES190718MB
18-Jul-19	13:35:11	Pre modification peak	Sample:5-190717A19, Compound:TeCB-F3, RT:15.038	
18-Jul-19	13:35:11	Peak modified	Sample:5-190717A19, Compound:TeCB-F3, RT:15.038	ES190718MB
18-Jul-19	13:35:11	Pre modification peak	Sample:5-190717A19, Compound:TeCB-F3, RT:17.739	
18-Jul-19	13:35:11	Peak modified	Sample:5-190717A19, Compound:TeCB-F3, RT:17.739	ES190718MB
18-Jul-19	13:35:21	Pre modification peak	Sample:5-190717A21, Compound:TeCB-F3, RT:18.111	
18-Jul-19	13:35:21	Peak modified	Sample:5-190717A21, Compound:TeCB-F3, RT:18.111	ES190718MB
18-Jul-19	13:35:21	Pre modification peak	Sample:5-190717A21, Compound:TeCB-F3, RT:15.038	
18-Jul-19	13:35:21	Peak modified	Sample:5-190717A21, Compound:TeCB-F3, RT:15.038	ES190718MB
18-Jul-19	13:35:30	Pre modification peak	Sample:5-190717A22, Compound:TeCB-F3, RT:18.121	
18-Jul-19	13:35:30	Peak modified	Sample:5-190717A22, Compound:TeCB-F3, RT:18.121	ES190718MB
18-Jul-19	13:35:30	Pre modification peak	Sample:5-190717A22, Compound:TeCB-F3, RT:18.013	
18-Jul-19	13:35:30	Peak modified	Sample:5-190717A22, Compound:TeCB-F3, RT:18.013	ES190718MB
18-Jul-19	13:35:43	Pre modification peak	Sample:5-190717A24, Compound:TeCB-F3, RT:18.111	
18-Jul-19	13:35:43	Peak modified	Sample:5-190717A24, Compound:TeCB-F3, RT:18.111	ES190718MB

**Quantify Audit Report MassLynx MassLynx V4.1 SCN 901**

Dataset: \\NABREWS002\Instdata\Organics Instrument\HIGHRES GCMS Completed Results Files\HR-5\1907\5-190717A2-0718ES.qld

Last Altered: Thursday, July 18, 2019 15:29:52 Eastern Daylight Time

Printed: Friday, September 06, 2019 17:37:28 Eastern Daylight Time

Date	Time	Event	Details	Comments
18-Jul-19	13:35:43	Pre modification peak	Sample:5-190717A24, Compound:TeCB-F3, RT:15.038	
18-Jul-19	13:35:43	Peak modified	Sample:5-190717A24, Compound:TeCB-F3, RT:15.038	ES190718MB
18-Jul-19	13:35:50	Pre modification peak	Sample:5-190717A25, Compound:TeCB-F3, RT:15.684	
18-Jul-19	13:35:50	Peak modified	Sample:5-190717A25, Compound:TeCB-F3, RT:15.684	ES190718MB
18-Jul-19	13:36:24	Peak added	Sample:5-190717A22, Compound:TeCB-F4, RT:22.083	ES190718MA
18-Jul-19	13:36:50	Pre modification peak	Sample:5-190717A25, Compound:TeCB-F4, RT:19.586	
18-Jul-19	13:36:50	Peak modified	Sample:5-190717A25, Compound:TeCB-F4, RT:19.586	ES190718MB
18-Jul-19	13:37:05	Pre modification peak	Sample:5-190717A26, Compound:TeCB-F4, RT:20.141	
18-Jul-19	13:37:05	Peak modified	Sample:5-190717A26, Compound:TeCB-F4, RT:20.141	ES190718MB
18-Jul-19	13:37:05	Pre modification peak	Sample:5-190717A26, Compound:TeCB-F4, RT:18.485	
18-Jul-19	13:37:05	Peak modified	Sample:5-190717A26, Compound:TeCB-F4, RT:18.485	ES190718MB
18-Jul-19	13:37:41	Pre modification peak	Sample:5-190717A26, Compound:TeCB-F4, RT:20.251	
18-Jul-19	13:37:41	Peak modified	Sample:5-190717A26, Compound:TeCB-F4, RT:20.251	ES190718MB
18-Jul-19	13:38:27	Pre modification peak	Sample:5-190717A25, Compound:PeCB-F4, RT:20.344	
18-Jul-19	13:38:27	Peak modified	Sample:5-190717A25, Compound:PeCB-F4, RT:20.344	ES190718MB
18-Jul-19	13:38:42	Pre modification peak	Sample:5-190717A18, Compound:PeCB-F4, RT:18.485	
18-Jul-19	13:38:42	Peak modified	Sample:5-190717A18, Compound:PeCB-F4, RT:18.485	ES190718MJ
18-Jul-19	13:38:42	Pre modification peak	Sample:5-190717A18, Compound:PeCB-F4, RT:21.306	
18-Jul-19	13:38:42	Peak modified	Sample:5-190717A18, Compound:PeCB-F4, RT:21.306	ES190718MJ
18-Jul-19	13:38:42	Pre modification peak	Sample:5-190717A18, Compound:PeCB-F4, RT:18.485	
18-Jul-19	13:38:42	Peak modified	Sample:5-190717A18, Compound:PeCB-F4, RT:18.485	ES190718MJ
18-Jul-19	13:38:42	Pre modification peak	Sample:5-190717A18, Compound:PeCB-F4, RT:21.306	
18-Jul-19	13:38:42	Peak modified	Sample:5-190717A18, Compound:PeCB-F4, RT:21.306	ES190718MJ
18-Jul-19	13:38:58	Pre modification peak	Sample:5-190717A19, Compound:PeCB-F4, RT:18.485	
18-Jul-19	13:38:58	Peak modified	Sample:5-190717A19, Compound:PeCB-F4, RT:18.485	ES190718MJ
18-Jul-19	13:38:58	Pre modification peak	Sample:5-190717A19, Compound:PeCB-F4, RT:21.306	
18-Jul-19	13:38:58	Peak modified	Sample:5-190717A19, Compound:PeCB-F4, RT:21.306	ES190718MJ
18-Jul-19	13:38:58	Pre modification peak	Sample:5-190717A19, Compound:PeCB-F4, RT:18.485	
18-Jul-19	13:38:58	Peak modified	Sample:5-190717A19, Compound:PeCB-F4, RT:18.485	ES190718MJ
18-Jul-19	13:38:58	Pre modification peak	Sample:5-190717A19, Compound:PeCB-F4, RT:21.306	
18-Jul-19	13:38:58	Peak modified	Sample:5-190717A19, Compound:PeCB-F4, RT:21.306	ES190718MJ
18-Jul-19	13:39:18	Pre modification peak	Sample:5-190717A20, Compound:PeCB-F4, RT:18.485	
18-Jul-19	13:39:18	Peak modified	Sample:5-190717A20, Compound:PeCB-F4, RT:18.485	ES190718MJ
18-Jul-19	13:39:18	Pre modification peak	Sample:5-190717A20, Compound:PeCB-F4, RT:21.297	
18-Jul-19	13:39:18	Peak modified	Sample:5-190717A20, Compound:PeCB-F4, RT:21.297	ES190718MJ
18-Jul-19	13:39:18	Pre modification peak	Sample:5-190717A20, Compound:PeCB-F4, RT:18.485	
18-Jul-19	13:39:18	Peak modified	Sample:5-190717A20, Compound:PeCB-F4, RT:18.485	ES190718MJ
18-Jul-19	13:39:18	Pre modification peak	Sample:5-190717A20, Compound:PeCB-F4, RT:18.485	
18-Jul-19	13:39:18	Peak modified	Sample:5-190717A20, Compound:PeCB-F4, RT:18.485	ES190718MJ
18-Jul-19	13:39:18	Pre modification peak	Sample:5-190717A20, Compound:PeCB-F4, RT:21.297	
18-Jul-19	13:39:18	Peak modified	Sample:5-190717A20, Compound:PeCB-F4, RT:21.297	ES190718MJ
18-Jul-19	13:39:40	Pre modification peak	Sample:5-190717A21, Compound:PeCB-F4, RT:21.297	
18-Jul-19	13:39:40	Peak modified	Sample:5-190717A21, Compound:PeCB-F4, RT:21.297	ES190718MJ
18-Jul-19	13:39:40	Pre modification peak	Sample:5-190717A21, Compound:PeCB-F4, RT:18.485	
18-Jul-19	13:39:40	Peak modified	Sample:5-190717A21, Compound:PeCB-F4, RT:18.485	ES190718MJ
18-Jul-19	13:39:40	Pre modification peak	Sample:5-190717A21, Compound:PeCB-F4, RT:21.306	
18-Jul-19	13:39:40	Peak modified	Sample:5-190717A21, Compound:PeCB-F4, RT:21.306	ES190718MJ
18-Jul-19	13:39:40	Pre modification peak	Sample:5-190717A21, Compound:PeCB-F4, RT:18.485	
18-Jul-19	13:39:40	Peak modified	Sample:5-190717A21, Compound:PeCB-F4, RT:18.485	ES190718MJ
18-Jul-19	13:39:57	Pre modification peak	Sample:5-190717A22, Compound:PeCB-F4, RT:18.485	
18-Jul-19	13:39:57	Peak modified	Sample:5-190717A22, Compound:PeCB-F4, RT:18.485	ES190718MJ
18-Jul-19	13:39:57	Pre modification peak	Sample:5-190717A22, Compound:PeCB-F4, RT:21.297	
18-Jul-19	13:39:57	Peak modified	Sample:5-190717A22, Compound:PeCB-F4, RT:21.297	ES190718MJ



**Quantify Audit Report MassLynx MassLynx V4.1 SCN 901**

Dataset: \\NABREWS002\Instdata\Organics Instrument\HIGHRES GCMS Completed Results Files\HR-5\1907\5-190717A2-0718ES.qld

Last Altered: Thursday, July 18, 2019 15:29:52 Eastern Daylight Time

Printed: Friday, September 06, 2019 17:37:28 Eastern Daylight Time

Date	Time	Event	Details	Comments
18-Jul-19	13:39:57	Pre modification peak	Sample:5-190717A22, Compound:PeCB-F4, RT:21.306	
18-Jul-19	13:39:57	Peak modified	Sample:5-190717A22, Compound:PeCB-F4, RT:21.306	ES190718MJ
18-Jul-19	13:39:57	Pre modification peak	Sample:5-190717A22, Compound:PeCB-F4, RT:18.485	
18-Jul-19	13:39:57	Peak modified	Sample:5-190717A22, Compound:PeCB-F4, RT:18.485	ES190718MJ
18-Jul-19	13:40:05	Pre modification peak	Sample:5-190717A23, Compound:PeCB-F4, RT:18.485	
18-Jul-19	13:40:05	Peak modified	Sample:5-190717A23, Compound:PeCB-F4, RT:18.485	ES190718MJ
18-Jul-19	13:40:05	Pre modification peak	Sample:5-190717A23, Compound:PeCB-F4, RT:21.241	
18-Jul-19	13:40:05	Peak modified	Sample:5-190717A23, Compound:PeCB-F4, RT:21.241	ES190718MJ
18-Jul-19	13:40:05	Pre modification peak	Sample:5-190717A23, Compound:PeCB-F4, RT:18.485	
18-Jul-19	13:40:05	Peak modified	Sample:5-190717A23, Compound:PeCB-F4, RT:18.485	ES190718MJ
18-Jul-19	13:40:05	Pre modification peak	Sample:5-190717A23, Compound:PeCB-F4, RT:21.306	
18-Jul-19	13:40:05	Peak modified	Sample:5-190717A23, Compound:PeCB-F4, RT:21.306	ES190718MJ
18-Jul-19	13:40:14	Pre modification peak	Sample:5-190717A24, Compound:PeCB-F4, RT:18.485	
18-Jul-19	13:40:14	Peak modified	Sample:5-190717A24, Compound:PeCB-F4, RT:18.485	ES190718MJ
18-Jul-19	13:40:14	Pre modification peak	Sample:5-190717A24, Compound:PeCB-F4, RT:21.288	
18-Jul-19	13:40:14	Peak modified	Sample:5-190717A24, Compound:PeCB-F4, RT:21.288	ES190718MJ
18-Jul-19	13:40:14	Pre modification peak	Sample:5-190717A24, Compound:PeCB-F4, RT:18.485	
18-Jul-19	13:40:14	Peak modified	Sample:5-190717A24, Compound:PeCB-F4, RT:18.485	ES190718MJ
18-Jul-19	13:40:14	Pre modification peak	Sample:5-190717A24, Compound:PeCB-F4, RT:21.288	
18-Jul-19	13:40:14	Peak modified	Sample:5-190717A24, Compound:PeCB-F4, RT:21.288	ES190718MJ
18-Jul-19	13:40:26	Pre modification peak	Sample:5-190717A25, Compound:PeCB-F4, RT:18.485	
18-Jul-19	13:40:26	Peak modified	Sample:5-190717A25, Compound:PeCB-F4, RT:18.485	ES190718MJ
18-Jul-19	13:40:26	Pre modification peak	Sample:5-190717A25, Compound:PeCB-F4, RT:21.306	
18-Jul-19	13:40:26	Peak modified	Sample:5-190717A25, Compound:PeCB-F4, RT:21.306	ES190718MJ
18-Jul-19	13:40:26	Pre modification peak	Sample:5-190717A25, Compound:PeCB-F4, RT:18.485	
18-Jul-19	13:40:26	Peak modified	Sample:5-190717A25, Compound:PeCB-F4, RT:18.485	ES190718MJ
18-Jul-19	13:40:26	Pre modification peak	Sample:5-190717A25, Compound:PeCB-F4, RT:21.315	
18-Jul-19	13:40:26	Peak modified	Sample:5-190717A25, Compound:PeCB-F4, RT:21.315	ES190718MJ
18-Jul-19	13:40:36	Pre modification peak	Sample:5-190717A26, Compound:PeCB-F4, RT:21.297	
18-Jul-19	13:40:36	Peak modified	Sample:5-190717A26, Compound:PeCB-F4, RT:21.297	ES190718MJ
18-Jul-19	13:40:36	Pre modification peak	Sample:5-190717A26, Compound:PeCB-F4, RT:18.485	
18-Jul-19	13:40:36	Peak modified	Sample:5-190717A26, Compound:PeCB-F4, RT:18.485	ES190718MJ
18-Jul-19	13:40:36	Pre modification peak	Sample:5-190717A26, Compound:PeCB-F4, RT:18.485	
18-Jul-19	13:40:36	Peak modified	Sample:5-190717A26, Compound:PeCB-F4, RT:18.485	ES190718MJ
18-Jul-19	13:40:36	Pre modification peak	Sample:5-190717A26, Compound:PeCB-F4, RT:21.288	
18-Jul-19	13:40:36	Peak modified	Sample:5-190717A26, Compound:PeCB-F4, RT:21.288	ES190718MJ
18-Jul-19	13:40:47	Pre modification peak	Sample:5-190717A17, Compound:PeCB-F4, RT:21.713	
18-Jul-19	13:40:47	Peak modified	Sample:5-190717A17, Compound:PeCB-F4, RT:21.713	ES190718MB
18-Jul-19	13:41:03	Pre modification peak	Sample:5-190717A18, Compound:PeCB-F4, RT:18.485	
18-Jul-19	13:41:03	Peak modified	Sample:5-190717A18, Compound:PeCB-F4, RT:18.485	ES190718MJ
18-Jul-19	13:41:03	Pre modification peak	Sample:5-190717A18, Compound:PeCB-F4, RT:21.722	
18-Jul-19	13:41:03	Peak modified	Sample:5-190717A18, Compound:PeCB-F4, RT:21.722	ES190718MJ
18-Jul-19	13:41:03	Pre modification peak	Sample:5-190717A18, Compound:PeCB-F4, RT:18.485	
18-Jul-19	13:41:03	Peak modified	Sample:5-190717A18, Compound:PeCB-F4, RT:18.485	ES190718MJ
18-Jul-19	13:41:03	Pre modification peak	Sample:5-190717A18, Compound:PeCB-F4, RT:21.722	
18-Jul-19	13:41:03	Peak modified	Sample:5-190717A18, Compound:PeCB-F4, RT:21.722	ES190718MJ
18-Jul-19	13:41:24	Pre modification peak	Sample:5-190717A19, Compound:PeCB-F4, RT:18.485	
18-Jul-19	13:41:24	Peak modified	Sample:5-190717A19, Compound:PeCB-F4, RT:18.485	ES190718MJ
18-Jul-19	13:41:24	Pre modification peak	Sample:5-190717A19, Compound:PeCB-F4, RT:21.713	
18-Jul-19	13:41:24	Peak modified	Sample:5-190717A19, Compound:PeCB-F4, RT:21.713	ES190718MJ
18-Jul-19	13:41:24	Pre modification peak	Sample:5-190717A19, Compound:PeCB-F4, RT:21.528	
18-Jul-19	13:41:24	Peak modified	Sample:5-190717A19, Compound:PeCB-F4, RT:21.528	ES190718MJ
18-Jul-19	13:41:24	Pre modification peak	Sample:5-190717A19, Compound:PeCB-F4, RT:18.485	

**Quantify Audit Report MassLynx MassLynx V4.1 SCN 901**

Dataset: \\NABREWS002\Instdata\Organics Instrument\HIGHRES GCMS Completed Results Files\HR-5\1907\5-190717A2-0718ES.qld

Last Altered: Thursday, July 18, 2019 15:29:52 Eastern Daylight Time

Printed: Friday, September 06, 2019 17:37:28 Eastern Daylight Time

Date	Time	Event	Details	Comments
18-Jul-19	13:41:24	Peak modified	Sample:5-190717A19, Compound:PeCB-F4, RT:18.485	ES190718MJ
18-Jul-19	13:41:24	Pre modification peak	Sample:5-190717A19, Compound:PeCB-F4, RT:21.713	
18-Jul-19	13:41:24	Peak modified	Sample:5-190717A19, Compound:PeCB-F4, RT:21.713	ES190718MJ
18-Jul-19	13:41:24	Pre modification peak	Sample:5-190717A19, Compound:PeCB-F4, RT:21.546	
18-Jul-19	13:41:24	Peak modified	Sample:5-190717A19, Compound:PeCB-F4, RT:21.546	ES190718MJ
18-Jul-19	13:41:44	Pre modification peak	Sample:5-190717A20, Compound:PeCB-F4, RT:18.485	
18-Jul-19	13:41:44	Peak modified	Sample:5-190717A20, Compound:PeCB-F4, RT:18.485	ES190718MJ
18-Jul-19	13:41:44	Pre modification peak	Sample:5-190717A20, Compound:PeCB-F4, RT:21.713	
18-Jul-19	13:41:44	Peak modified	Sample:5-190717A20, Compound:PeCB-F4, RT:21.713	ES190718MJ
18-Jul-19	13:41:44	Pre modification peak	Sample:5-190717A20, Compound:PeCB-F4, RT:21.500	
18-Jul-19	13:41:44	Peak modified	Sample:5-190717A20, Compound:PeCB-F4, RT:21.500	ES190718MJ
18-Jul-19	13:41:44	Pre modification peak	Sample:5-190717A20, Compound:PeCB-F4, RT:18.485	
18-Jul-19	13:41:44	Peak modified	Sample:5-190717A20, Compound:PeCB-F4, RT:18.485	ES190718MJ
18-Jul-19	13:41:44	Pre modification peak	Sample:5-190717A20, Compound:PeCB-F4, RT:21.722	
18-Jul-19	13:41:44	Peak modified	Sample:5-190717A20, Compound:PeCB-F4, RT:21.722	ES190718MJ
18-Jul-19	13:41:44	Pre modification peak	Sample:5-190717A20, Compound:PeCB-F4, RT:18.485	
18-Jul-19	13:41:44	Peak modified	Sample:5-190717A20, Compound:PeCB-F4, RT:18.485	ES190718MJ
18-Jul-19	13:43:29	Pre modification peak	Sample:5-190717A21, Compound:PeCB-F4, RT:21.713	
18-Jul-19	13:43:29	Peak modified	Sample:5-190717A21, Compound:PeCB-F4, RT:21.713	ES190718MB
18-Jul-19	13:43:29	Pre modification peak	Sample:5-190717A21, Compound:PeCB-F4, RT:18.485	
18-Jul-19	13:43:29	Peak modified	Sample:5-190717A21, Compound:PeCB-F4, RT:18.485	ES190718MB
18-Jul-19	13:43:29	Pre modification peak	Sample:5-190717A21, Compound:PeCB-F4, RT:21.713	
18-Jul-19	13:43:29	Peak modified	Sample:5-190717A21, Compound:PeCB-F4, RT:21.713	ES190718MB
18-Jul-19	13:43:46	Pre modification peak	Sample:5-190717A22, Compound:PeCB-F4, RT:18.485	
18-Jul-19	13:43:46	Peak modified	Sample:5-190717A22, Compound:PeCB-F4, RT:18.485	ES190718MB
18-Jul-19	13:43:46	Pre modification peak	Sample:5-190717A22, Compound:PeCB-F4, RT:21.713	
18-Jul-19	13:43:46	Peak modified	Sample:5-190717A22, Compound:PeCB-F4, RT:21.713	ES190718MB
18-Jul-19	13:43:46	Pre modification peak	Sample:5-190717A22, Compound:PeCB-F4, RT:21.722	
18-Jul-19	13:43:46	Peak modified	Sample:5-190717A22, Compound:PeCB-F4, RT:21.722	ES190718MB
18-Jul-19	13:43:46	Pre modification peak	Sample:5-190717A22, Compound:PeCB-F4, RT:21.556	
18-Jul-19	13:43:46	Peak modified	Sample:5-190717A22, Compound:PeCB-F4, RT:21.556	ES190718MB
18-Jul-19	13:44:12	Pre modification peak	Sample:5-190717A23, Compound:PeCB-F4, RT:18.485	
18-Jul-19	13:44:12	Peak modified	Sample:5-190717A23, Compound:PeCB-F4, RT:18.485	ES190718MB
18-Jul-19	13:44:12	Pre modification peak	Sample:5-190717A23, Compound:PeCB-F4, RT:21.713	
18-Jul-19	13:44:12	Peak modified	Sample:5-190717A23, Compound:PeCB-F4, RT:21.713	ES190718MB
18-Jul-19	13:44:12	Pre modification peak	Sample:5-190717A23, Compound:PeCB-F4, RT:18.485	
18-Jul-19	13:44:12	Peak modified	Sample:5-190717A23, Compound:PeCB-F4, RT:18.485	ES190718MB
18-Jul-19	13:44:12	Pre modification peak	Sample:5-190717A23, Compound:PeCB-F4, RT:18.485	
18-Jul-19	13:44:12	Peak modified	Sample:5-190717A23, Compound:PeCB-F4, RT:18.485	ES190718MB
18-Jul-19	13:44:12	Pre modification peak	Sample:5-190717A23, Compound:PeCB-F4, RT:21.713	
18-Jul-19	13:44:12	Peak modified	Sample:5-190717A23, Compound:PeCB-F4, RT:21.713	ES190718MB
18-Jul-19	13:44:26	Pre modification peak	Sample:5-190717A24, Compound:PeCB-F4, RT:21.528	
18-Jul-19	13:44:26	Peak modified	Sample:5-190717A24, Compound:PeCB-F4, RT:21.528	ES190718MJ
18-Jul-19	13:44:26	Pre modification peak	Sample:5-190717A24, Compound:PeCB-F4, RT:18.485	
18-Jul-19	13:44:26	Peak modified	Sample:5-190717A24, Compound:PeCB-F4, RT:18.485	ES190718MJ
18-Jul-19	13:44:26	Pre modification peak	Sample:5-190717A24, Compound:PeCB-F4, RT:21.704	
18-Jul-19	13:44:26	Peak modified	Sample:5-190717A24, Compound:PeCB-F4, RT:21.704	ES190718MJ
18-Jul-19	13:44:26	Pre modification peak	Sample:5-190717A24, Compound:PeCB-F4, RT:21.704	
18-Jul-19	13:44:26	Peak modified	Sample:5-190717A24, Compound:PeCB-F4, RT:21.704	ES190718MJ
18-Jul-19	13:44:26	Pre modification peak	Sample:5-190717A24, Compound:PeCB-F4, RT:18.485	
18-Jul-19	13:44:26	Peak modified	Sample:5-190717A24, Compound:PeCB-F4, RT:18.485	ES190718MJ
18-Jul-19	13:44:26	Pre modification peak	Sample:5-190717A24, Compound:PeCB-F4, RT:18.485	
18-Jul-19	13:44:26	Peak modified	Sample:5-190717A24, Compound:PeCB-F4, RT:18.485	ES190718MJ

**Quantify Audit Report MassLynx MassLynx V4.1 SCN 901**

Dataset: \\NABREWS002\Instdata\Organics Instrument\HIGHRES GCMS Completed Results Files\HR-5\1907\5-190717A2-0718ES.qld

Last Altered: Thursday, July 18, 2019 15:29:52 Eastern Daylight Time

Printed: Friday, September 06, 2019 17:37:28 Eastern Daylight Time

Date	Time	Event	Details	Comments
18-Jul-19	13:44:37	Pre modification peak	Sample:5-190717A25, Compound:PeCB-F4, RT:18.485	
18-Jul-19	13:44:37	Peak modified	Sample:5-190717A25, Compound:PeCB-F4, RT:18.485	ES190718MJ
18-Jul-19	13:44:37	Pre modification peak	Sample:5-190717A25, Compound:PeCB-F4, RT:21.722	
18-Jul-19	13:44:37	Peak modified	Sample:5-190717A25, Compound:PeCB-F4, RT:21.722	ES190718MJ
18-Jul-19	13:44:37	Pre modification peak	Sample:5-190717A25, Compound:PeCB-F4, RT:18.485	
18-Jul-19	13:44:37	Peak modified	Sample:5-190717A25, Compound:PeCB-F4, RT:18.485	ES190718MJ
18-Jul-19	13:44:37	Pre modification peak	Sample:5-190717A25, Compound:PeCB-F4, RT:21.713	
18-Jul-19	13:44:37	Peak modified	Sample:5-190717A25, Compound:PeCB-F4, RT:21.713	ES190718MJ
18-Jul-19	13:44:55	Pre modification peak	Sample:5-190717A26, Compound:PeCB-F4, RT:18.485	
18-Jul-19	13:44:55	Peak modified	Sample:5-190717A26, Compound:PeCB-F4, RT:18.485	ES190718MJ
18-Jul-19	13:44:55	Pre modification peak	Sample:5-190717A26, Compound:PeCB-F4, RT:21.704	
18-Jul-19	13:44:55	Peak modified	Sample:5-190717A26, Compound:PeCB-F4, RT:21.704	ES190718MJ
18-Jul-19	13:44:55	Pre modification peak	Sample:5-190717A26, Compound:PeCB-F4, RT:18.485	
18-Jul-19	13:44:55	Peak modified	Sample:5-190717A26, Compound:PeCB-F4, RT:18.485	ES190718MJ
18-Jul-19	13:44:55	Pre modification peak	Sample:5-190717A26, Compound:PeCB-F4, RT:18.485	
18-Jul-19	13:44:55	Peak modified	Sample:5-190717A26, Compound:PeCB-F4, RT:18.485	ES190718MJ
18-Jul-19	13:44:55	Pre modification peak	Sample:5-190717A26, Compound:PeCB-F4, RT:21.704	
18-Jul-19	13:44:55	Peak modified	Sample:5-190717A26, Compound:PeCB-F4, RT:21.704	ES190718MJ
18-Jul-19	13:44:55	Pre modification peak	Sample:5-190717A26, Compound:PeCB-F4, RT:18.485	
18-Jul-19	13:44:55	Peak modified	Sample:5-190717A26, Compound:PeCB-F4, RT:18.485	ES190718MJ
18-Jul-19	13:45:43	Pre modification peak	Sample:5-190717A24, Compound:PeCB-F5, RT:23.247	
18-Jul-19	13:45:43	Peak modified	Sample:5-190717A24, Compound:PeCB-F5, RT:23.247	ES190718MB
18-Jul-19	13:46:16	Pre modification peak	Sample:5-190717A21, Compound:PeCB-F5, RT:25.325	
18-Jul-19	13:46:16	Peak modified	Sample:5-190717A21, Compound:PeCB-F5, RT:25.325	ES190718MB
18-Jul-19	13:46:16	Peak added	Sample:5-190717A21, Compound:PeCB-F5, RT:25.483	ES190718MB
18-Jul-19	13:47:10	Pre modification peak	Sample:5-190717A23, Compound:PeCB-F5, RT:25.325	
18-Jul-19	13:47:10	Peak modified	Sample:5-190717A23, Compound:PeCB-F5, RT:25.325	ES190718MB
18-Jul-19	13:47:10	Peak added	Sample:5-190717A23, Compound:PeCB-F5, RT:25.470	ES190718MB
18-Jul-19	13:47:10	Pre modification peak	Sample:5-190717A23, Compound:PeCB-F5, RT:25.470	
18-Jul-19	13:47:10	Peak modified	Sample:5-190717A23, Compound:PeCB-F5, RT:25.470	ES190718MB
18-Jul-19	13:47:38	Pre modification peak	Sample:5-190717A24, Compound:PeCB-F5, RT:25.313	
18-Jul-19	13:47:38	Peak modified	Sample:5-190717A24, Compound:PeCB-F5, RT:25.313	ES190718MB
18-Jul-19	13:47:38	Peak added	Sample:5-190717A24, Compound:PeCB-F5, RT:25.483	ES190718MB
18-Jul-19	13:47:53	Pre modification peak	Sample:5-190717A25, Compound:PeCB-F5, RT:22.570	
18-Jul-19	13:47:53	Peak modified	Sample:5-190717A25, Compound:PeCB-F5, RT:22.570	
18-Jul-19	13:48:03	Pre modification peak	Sample:5-190717A25, Compound:PeCB-F5, RT:25.434	
18-Jul-19	13:48:03	Peak modified	Sample:5-190717A25, Compound:PeCB-F5, RT:25.434	ES190718MB
18-Jul-19	13:48:13	Peak modified	Sample:5-190717A25, Compound:PeCB-F5, RT:25.446	ES190718MB
18-Jul-19	13:48:23	Pre modification peak	Sample:5-190717A25, Compound:PeCB-F5, RT:22.570	
18-Jul-19	13:48:23	Peak modified	Sample:5-190717A25, Compound:PeCB-F5, RT:22.570	
18-Jul-19	13:48:29	Peak modified	Sample:5-190717A25, Compound:PeCB-F5, RT:25.458	ES190718MB
18-Jul-19	13:48:48	Peak modified	Sample:5-190717A25, Compound:PeCB-F5, RT:25.470	ES190718MB
18-Jul-19	13:49:34	Pre modification peak	Sample:5-190717A18, Compound:HxCB-F4, RT:22.185	
18-Jul-19	13:49:34	Peak modified	Sample:5-190717A18, Compound:HxCB-F4, RT:22.185	ES190718MB
18-Jul-19	13:49:34	Pre modification peak	Sample:5-190717A18, Compound:HxCB-F4, RT:22.194	
18-Jul-19	13:49:34	Peak modified	Sample:5-190717A18, Compound:HxCB-F4, RT:22.194	ES190718MB
18-Jul-19	13:49:34	Pre modification peak	Sample:5-190717A18, Compound:HxCB-F4, RT:18.485	
18-Jul-19	13:49:34	Peak modified	Sample:5-190717A18, Compound:HxCB-F4, RT:18.485	ES190718MB
18-Jul-19	13:49:52	Pre modification peak	Sample:5-190717A22, Compound:HxCB-F4, RT:22.166	
18-Jul-19	13:49:52	Peak modified	Sample:5-190717A22, Compound:HxCB-F4, RT:22.166	ES190718MJ
18-Jul-19	13:49:52	Pre modification peak	Sample:5-190717A22, Compound:HxCB-F4, RT:18.485	
18-Jul-19	13:49:52	Peak modified	Sample:5-190717A22, Compound:HxCB-F4, RT:18.485	ES190718MJ
18-Jul-19	13:49:52	Pre modification peak	Sample:5-190717A22, Compound:HxCB-F4, RT:22.166	

**Quantify Audit Report MassLynx MassLynx V4.1 SCN 901**

Dataset: \\NABREWS002\Instdata\Organics Instrument\HIGHRES GCMS Completed Results Files\HR-5\1907\5-190717A2-0718ES.qld

Last Altered: Thursday, July 18, 2019 15:29:52 Eastern Daylight Time

Printed: Friday, September 06, 2019 17:37:28 Eastern Daylight Time

Date	Time	Event	Details	Comments
18-Jul-19	13:49:52	Peak modified	Sample:5-190717A22, Compound:HxCB-F4, RT:22.166	ES190718MJ
18-Jul-19	13:49:52	Pre modification peak	Sample:5-190717A22, Compound:HxCB-F4, RT:22.083	
18-Jul-19	13:49:52	Peak modified	Sample:5-190717A22, Compound:HxCB-F4, RT:22.083	ES190718MJ
18-Jul-19	13:50:01	Pre modification peak	Sample:5-190717A23, Compound:HxCB-F4, RT:18.485	
18-Jul-19	13:50:01	Peak modified	Sample:5-190717A23, Compound:HxCB-F4, RT:18.485	ES190718MJ
18-Jul-19	13:50:01	Pre modification peak	Sample:5-190717A23, Compound:HxCB-F4, RT:22.166	
18-Jul-19	13:50:01	Peak modified	Sample:5-190717A23, Compound:HxCB-F4, RT:22.166	ES190718MJ
18-Jul-19	13:50:14	Pre modification peak	Sample:5-190717A25, Compound:HxCB-F4, RT:18.485	
18-Jul-19	13:50:14	Peak modified	Sample:5-190717A25, Compound:HxCB-F4, RT:18.485	ES190718MJ
18-Jul-19	13:50:14	Pre modification peak	Sample:5-190717A25, Compound:HxCB-F4, RT:22.166	
18-Jul-19	13:50:14	Peak modified	Sample:5-190717A25, Compound:HxCB-F4, RT:22.166	ES190718MJ
18-Jul-19	13:50:14	Pre modification peak	Sample:5-190717A25, Compound:HxCB-F4, RT:22.175	
18-Jul-19	13:50:14	Peak modified	Sample:5-190717A25, Compound:HxCB-F4, RT:22.175	ES190718MJ
18-Jul-19	13:50:33	Peak modified	Sample:5-190717A22, Compound:HxCB-F4, RT:22.166	ES190718MB
18-Jul-19	13:50:33	Peak modified	Sample:5-190717A22, Compound:HxCB-F4, RT:22.166	ES190718MB
18-Jul-19	13:50:37	Pre modification peak	Sample:5-190717A22, Compound:HxCB-F4, RT:20.964	
18-Jul-19	13:50:37	Peak modified	Sample:5-190717A22, Compound:HxCB-F4, RT:20.964	ES190718MB
18-Jul-19	13:50:50	Peak modified	Sample:5-190717A23, Compound:HxCB-F4, RT:22.166	ES190718MB
18-Jul-19	13:51:19	Pre modification peak	Sample:5-190717A19, Compound:HxCB-F5, RT:22.570	
18-Jul-19	13:51:19	Peak modified	Sample:5-190717A19, Compound:HxCB-F5, RT:22.570	ES190718MJ
18-Jul-19	13:51:19	Pre modification peak	Sample:5-190717A19, Compound:HxCB-F5, RT:24.709	
18-Jul-19	13:51:19	Peak modified	Sample:5-190717A19, Compound:HxCB-F5, RT:24.709	ES190718MJ
18-Jul-19	13:51:19	Pre modification peak	Sample:5-190717A19, Compound:HxCB-F5, RT:22.570	
18-Jul-19	13:51:19	Peak modified	Sample:5-190717A19, Compound:HxCB-F5, RT:22.570	ES190718MJ
18-Jul-19	13:51:19	Pre modification peak	Sample:5-190717A19, Compound:HxCB-F5, RT:24.721	
18-Jul-19	13:51:19	Peak modified	Sample:5-190717A19, Compound:HxCB-F5, RT:24.721	ES190718MJ
18-Jul-19	13:51:36	Pre modification peak	Sample:5-190717A20, Compound:HxCB-F5, RT:22.570	
18-Jul-19	13:51:36	Peak modified	Sample:5-190717A20, Compound:HxCB-F5, RT:22.570	ES190718MJ
18-Jul-19	13:51:36	Pre modification peak	Sample:5-190717A20, Compound:HxCB-F5, RT:24.697	
18-Jul-19	13:51:36	Peak modified	Sample:5-190717A20, Compound:HxCB-F5, RT:24.697	ES190718MJ
18-Jul-19	13:51:36	Pre modification peak	Sample:5-190717A20, Compound:HxCB-F5, RT:22.570	
18-Jul-19	13:51:36	Peak modified	Sample:5-190717A20, Compound:HxCB-F5, RT:22.570	ES190718MJ
18-Jul-19	13:51:36	Pre modification peak	Sample:5-190717A20, Compound:HxCB-F5, RT:24.709	
18-Jul-19	13:51:36	Peak modified	Sample:5-190717A20, Compound:HxCB-F5, RT:24.709	ES190718MJ
18-Jul-19	13:51:49	Pre modification peak	Sample:5-190717A22, Compound:HxCB-F5, RT:24.636	
18-Jul-19	13:51:49	Peak modified	Sample:5-190717A22, Compound:HxCB-F5, RT:24.636	ES190718MJ
18-Jul-19	13:51:49	Pre modification peak	Sample:5-190717A22, Compound:HxCB-F5, RT:24.709	
18-Jul-19	13:51:49	Peak modified	Sample:5-190717A22, Compound:HxCB-F5, RT:24.709	ES190718MJ
18-Jul-19	13:52:02	Pre modification peak	Sample:5-190717A23, Compound:HxCB-F5, RT:24.733	
18-Jul-19	13:52:02	Peak modified	Sample:5-190717A23, Compound:HxCB-F5, RT:24.733	ES190718MB
18-Jul-19	13:52:02	Pre modification peak	Sample:5-190717A23, Compound:HxCB-F5, RT:24.709	
18-Jul-19	13:52:02	Peak modified	Sample:5-190717A23, Compound:HxCB-F5, RT:24.709	ES190718MB
18-Jul-19	13:52:09	Pre modification peak	Sample:5-190717A24, Compound:HxCB-F5, RT:24.697	
18-Jul-19	13:52:09	Peak modified	Sample:5-190717A24, Compound:HxCB-F5, RT:24.697	ES190718MB
18-Jul-19	13:52:21	Pre modification peak	Sample:5-190717A26, Compound:HxCB-F5, RT:24.625	
18-Jul-19	13:52:21	Peak modified	Sample:5-190717A26, Compound:HxCB-F5, RT:24.625	ES190718MJ
18-Jul-19	13:52:21	Pre modification peak	Sample:5-190717A26, Compound:HxCB-F5, RT:22.570	
18-Jul-19	13:52:21	Peak modified	Sample:5-190717A26, Compound:HxCB-F5, RT:22.570	ES190718MJ
18-Jul-19	13:52:49	Pre modification peak	Sample:5-190717A26, Compound:HxCB-F5, RT:22.570	
18-Jul-19	13:52:49	Peak modified	Sample:5-190717A26, Compound:HxCB-F5, RT:22.570	ES190718MB
18-Jul-19	13:52:49	Pre modification peak	Sample:5-190717A26, Compound:HxCB-F5, RT:27.005	
18-Jul-19	13:52:49	Peak modified	Sample:5-190717A26, Compound:HxCB-F5, RT:27.005	ES190718MB
18-Jul-19	13:53:09	Pre modification peak	Sample:5-190717A22, Compound:HxCB-F5, RT:28.684	



**Quantify Audit Report MassLynx MassLynx V4.1 SCN 901**

Dataset: \\NABREWS002\Instdata\Organics Instrument\HIGHRES GCMS Completed Results Files\HR-5\1907\5-190717A2-0718ES.qld

Last Altered: Thursday, July 18, 2019 15:29:52 Eastern Daylight Time

Printed: Friday, September 06, 2019 17:37:28 Eastern Daylight Time

Date	Time	Event	Details	Comments
18-Jul-19	13:53:09	Peak modified	Sample:5-190717A22, Compound:HxCB-F5, RT:28.684	ES190718MB
18-Jul-19	13:53:24	Pre modification peak	Sample:5-190717A24, Compound:HxCB-F5, RT:28.673	
18-Jul-19	13:53:24	Peak modified	Sample:5-190717A24, Compound:HxCB-F5, RT:28.673	ES190718MB
18-Jul-19	13:53:30	Peak added	Sample:5-190717A25, Compound:HxCB-F5, RT:28.673	ES190718MA
18-Jul-19	13:53:30	Peak added	Sample:5-190717A25, Compound:HxCB-F5, RT:28.697	ES190718MA
18-Jul-19	14:23:52	Pre modification peak	Sample:5-190717A19, Compound:HpCB-F5, RT:26.002	
18-Jul-19	14:23:52	Peak modified	Sample:5-190717A19, Compound:HpCB-F5, RT:26.002	ES190718MB
18-Jul-19	14:23:52	Peak added	Sample:5-190717A19, Compound:HpCB-F5, RT:25.966	ES190718MB
18-Jul-19	14:24:05	Pre modification peak	Sample:5-190717A21, Compound:HpCB-F5, RT:26.002	
18-Jul-19	14:24:05	Peak modified	Sample:5-190717A21, Compound:HpCB-F5, RT:26.002	ES190718M
18-Jul-19	14:24:19	Peak added	Sample:5-190717A25, Compound:HpCB-F5, RT:25.833	ES190718MB
18-Jul-19	14:24:19	Peak added	Sample:5-190717A25, Compound:HpCB-F5, RT:26.002	ES190718MB
18-Jul-19	14:24:26	Pre modification peak	Sample:5-190717A26, Compound:HpCB-F5, RT:26.002	
18-Jul-19	14:24:26	Peak modified	Sample:5-190717A26, Compound:HpCB-F5, RT:26.002	ES190718MB
18-Jul-19	14:24:48	Pre modification peak	Sample:5-190717A21, Compound:HpCB-F5, RT:27.682	
18-Jul-19	14:24:48	Peak modified	Sample:5-190717A21, Compound:HpCB-F5, RT:27.682	ES190718MB
18-Jul-19	14:24:48	Pre modification peak	Sample:5-190717A21, Compound:HpCB-F5, RT:27.694	
18-Jul-19	14:24:48	Peak modified	Sample:5-190717A21, Compound:HpCB-F5, RT:27.694	ES190718MB
18-Jul-19	14:24:58	Pre modification peak	Sample:5-190717A22, Compound:HpCB-F5, RT:25.518	
18-Jul-19	14:24:58	Peak modified	Sample:5-190717A22, Compound:HpCB-F5, RT:25.518	ES190718MJ
18-Jul-19	14:24:58	Pre modification peak	Sample:5-190717A22, Compound:HpCB-F5, RT:22.570	
18-Jul-19	14:24:58	Peak modified	Sample:5-190717A22, Compound:HpCB-F5, RT:22.570	ES190718MJ
18-Jul-19	14:25:19	Pre modification peak	Sample:5-190717A23, Compound:HpCB-F5, RT:27.682	
18-Jul-19	14:25:19	Peak modified	Sample:5-190717A23, Compound:HpCB-F5, RT:27.682	ES190718MB
18-Jul-19	14:25:19	Pre modification peak	Sample:5-190717A23, Compound:HpCB-F5, RT:27.513	
18-Jul-19	14:25:19	Peak modified	Sample:5-190717A23, Compound:HpCB-F5, RT:27.513	ES190718MB
18-Jul-19	14:25:32	Peak modified	Sample:5-190717A23, Compound:HpCB-F5, RT:27.561	ES190718MB
18-Jul-19	14:35:43	Pre modification peak	Sample:5-190717A24, Compound:HpCB-F5, RT:27.682	
18-Jul-19	14:35:43	Peak modified	Sample:5-190717A24, Compound:HpCB-F5, RT:27.682	ES190718MB
18-Jul-19	14:36:02	Pre modification peak	Sample:5-190717A25, Compound:HpCB-F5, RT:27.513	
18-Jul-19	14:36:02	Peak modified	Sample:5-190717A25, Compound:HpCB-F5, RT:27.513	ES190718MB
18-Jul-19	14:36:09	Pre modification peak	Sample:5-190717A25, Compound:HpCB-F5, RT:27.500	
18-Jul-19	14:36:09	Peak modified	Sample:5-190717A25, Compound:HpCB-F5, RT:27.500	ES190718MB
18-Jul-19	14:38:19	Pre modification peak	Sample:5-190717A24, Compound:OcCB-F5, RT:22.570	
18-Jul-19	14:38:19	Peak modified	Sample:5-190717A24, Compound:OcCB-F5, RT:22.570	ES190718Mj
18-Jul-19	14:38:19	Pre modification peak	Sample:5-190717A24, Compound:OcCB-F5, RT:26.751	
18-Jul-19	14:38:19	Peak modified	Sample:5-190717A24, Compound:OcCB-F5, RT:26.751	ES190718Mj
18-Jul-19	14:38:34	Peak added	Sample:5-190717A20, Compound:OcCB-F5, RT:29.011	ES190718Mb
18-Jul-19	14:38:41	Pre modification peak	Sample:5-190717A20, Compound:OcCB-F5, RT:27.307	
18-Jul-19	14:38:41	Peak modified	Sample:5-190717A20, Compound:OcCB-F5, RT:27.307	ES190718MB
18-Jul-19	14:38:48	Peak added	Sample:5-190717A22, Compound:OcCB-F5, RT:26.268	ES190718MA
18-Jul-19	14:38:58	Peak added	Sample:5-190717A25, Compound:OcCB-F5, RT:26.256	ES190718MA
18-Jul-19	14:39:11	Peak added	Sample:5-190717A26, Compound:OcCB-F5, RT:27.295	ES190718MB
18-Jul-19	14:39:25	Pre modification peak	Sample:5-190717A23, Compound:OcCB-F6, RT:31.058	
18-Jul-19	14:39:25	Peak modified	Sample:5-190717A23, Compound:OcCB-F6, RT:31.058	ES190718MB
18-Jul-19	14:39:30	Peak modified	Sample:5-190717A23, Compound:OcCB-F6, RT:31.058	ES190718MB
18-Jul-19	14:39:59	Dataset Saved	Saved to \\NABREWS002\Instdata\Organics Instrument\HIG...	
18-Jul-19	15:23:57	Method modified		
18-Jul-19	15:24:06	Method Saved	Saved to 'C:\MassLynx\PCB.PRO\MethDB\1668-OCTYL-1-20...	
18-Jul-19	15:24:12	Process Calibrate		
18-Jul-19	15:24:12	Process Quantify		
18-Jul-19	15:27:49	Dataset Saved	Saved to \\NABREWS002\Instdata\Organics Instrument\HIG...	
18-Jul-19	15:29:21	Method modified		

---

**Quantify Audit Report MassLynx MassLynx V4.1 SCN 901**

Dataset: \\NABREWS002\Instdata\Organics Instrument\HIGHRES GCMS Completed Results Files\HR-5\1907\5-190717A2-0718ES.qld

Last Altered: Thursday, July 18, 2019 15:29:52 Eastern Daylight Time

Printed: Friday, September 06, 2019 17:37:28 Eastern Daylight Time

---

Date	Time	Event	Details	Comments
18-Jul-19	15:29:43	Method Saved	Saved to 'C:\MassLynx\PCB.PRO\MethDB\1668-OCTYL-1-20...	
18-Jul-19	15:29:52	Process Calibrate		
18-Jul-19	15:29:52	Process Quantify		
18-Jul-19	15:32:13	Dataset Saved	Saved to \\NABREWS002\Instdata\Organics Instrument\HIG...	

Quantify Sample Template Report

MassLynx MassLynx V4.1 SCN 901

Dataset: \\NABREWS002\Instdata\Organics Instrument\HIGHRES GCMS Completed Results Files\HR-5\1907\5-190717A2-0718ES.qld

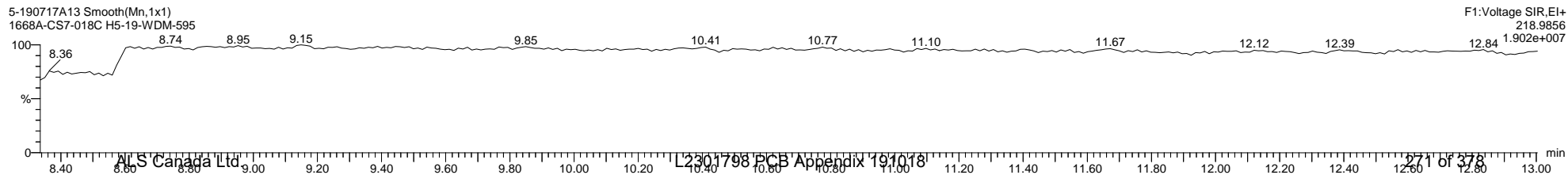
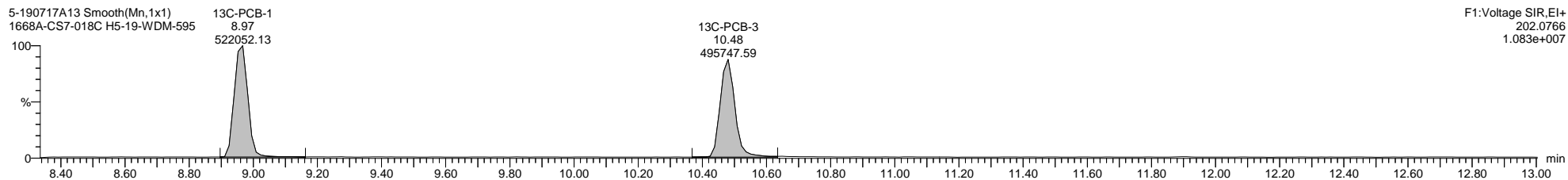
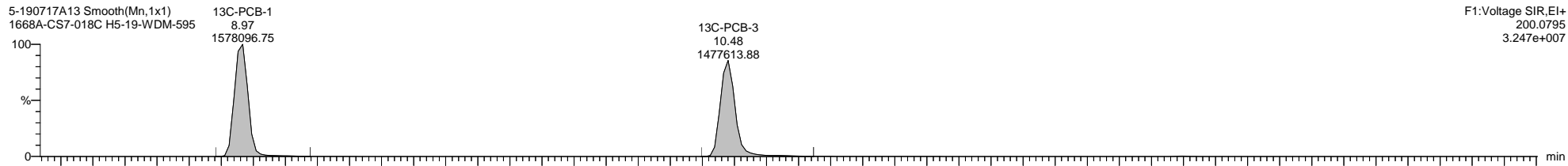
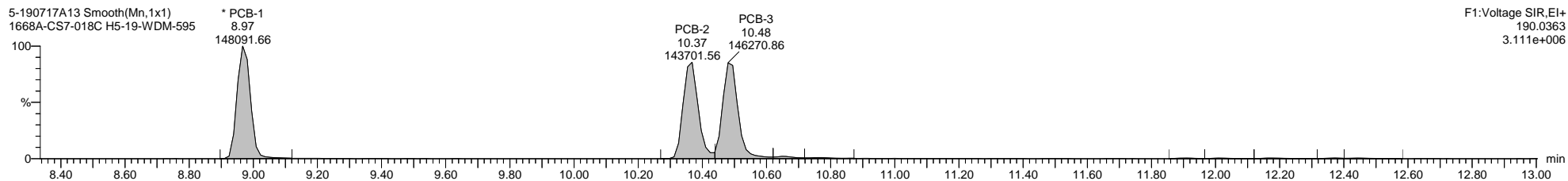
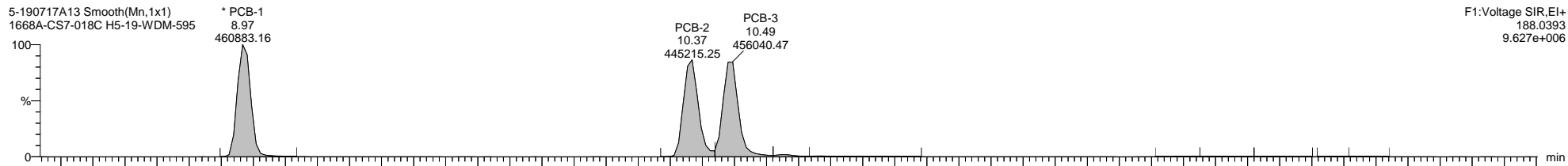
Last Altered: Thursday, July 18, 2019 15:29:52 Eastern Daylight Time

Printed: Friday, September 06, 2019 17:37:28 Eastern Daylight Time

Method: C:\MassLynx\PCB.PRO\MethDB\1668-OCTYL-1-209-190718.mdb 11 Jul 2019 12:10:30

Calibration: 18 Jul 2019 15:29:52

Name: 5-190717A13, Date: 17-Jul-2019, Time: 19:26:59, ID: H5-19-WDM-595, Description: 1668A-CS7-018C, Vial: Tray1:2



Quantify Sample Template Report

MassLynx MassLynx V4.1 SCN 901

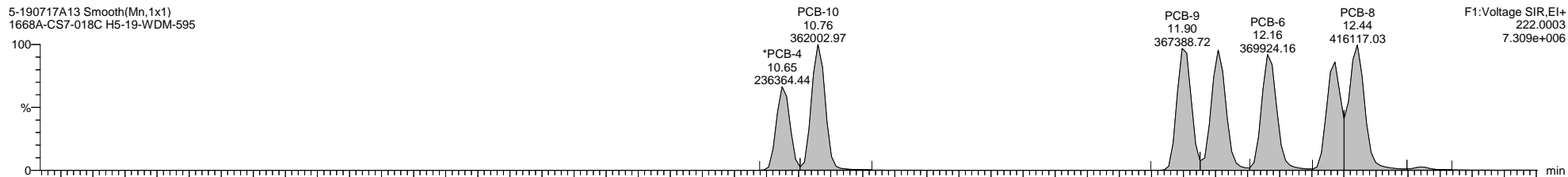
Dataset: \\NABREWS002\Instdata\Organics Instrument\HIGHRES GCMS Completed Results Files\HR-5\1907\5-190717A2-0718ES.qld

Last Altered: Thursday, July 18, 2019 15:29:52 Eastern Daylight Time

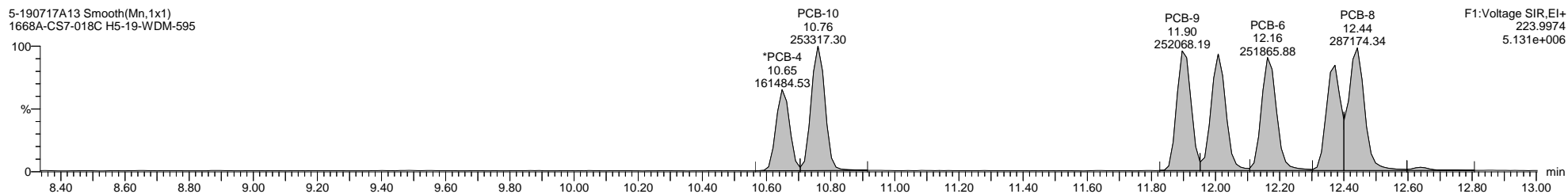
Printed: Friday, September 06, 2019 17:37:28 Eastern Daylight Time

Name: 5-190717A13, Date: 17-Jul-2019, Time: 19:26:59, ID: H5-19-WDM-595, Description: 1668A-CS7-018C, Vial: Tray1:2

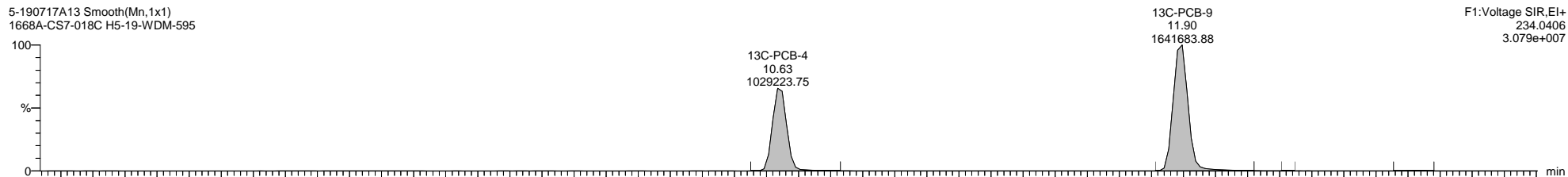
5-190717A13 Smooth(Mn,1x1)  
1668A-CS7-018C H5-19-WDM-595



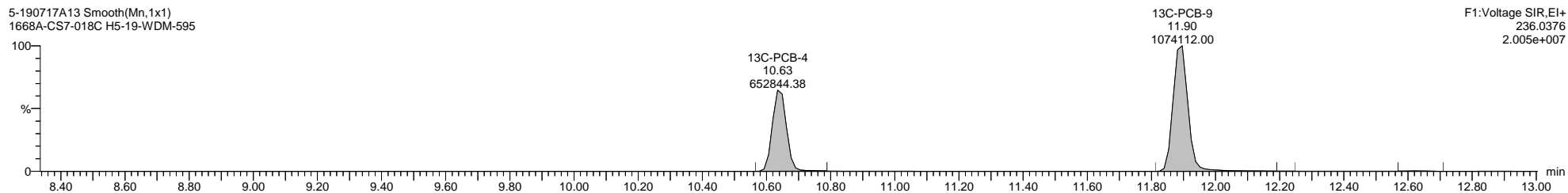
5-190717A13 Smooth(Mn,1x1)  
1668A-CS7-018C H5-19-WDM-595



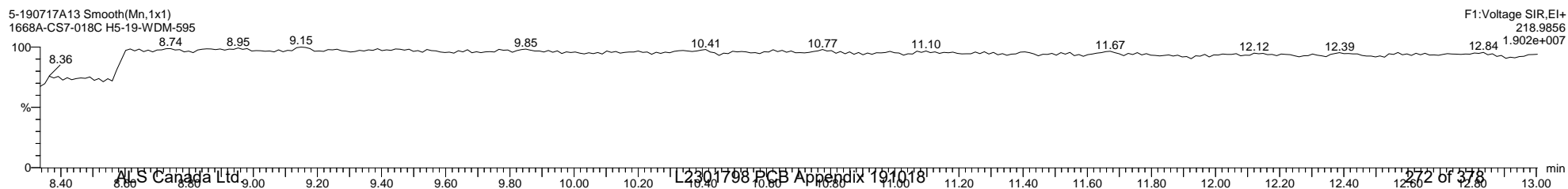
5-190717A13 Smooth(Mn,1x1)  
1668A-CS7-018C H5-19-WDM-595



5-190717A13 Smooth(Mn,1x1)  
1668A-CS7-018C H5-19-WDM-595



5-190717A13 Smooth(Mn,1x1)  
1668A-CS7-018C H5-19-WDM-595



Quantify Sample Template Report


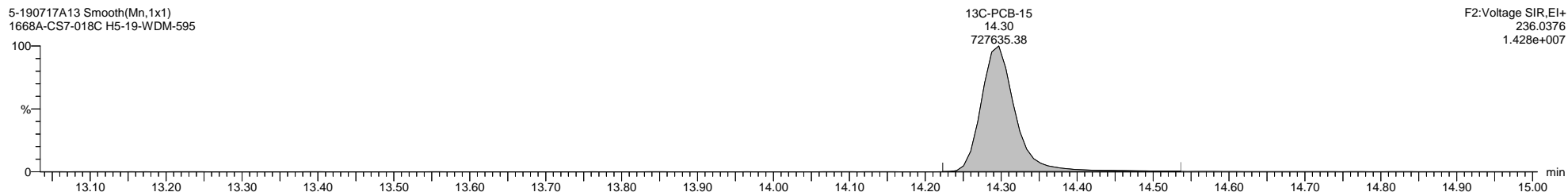

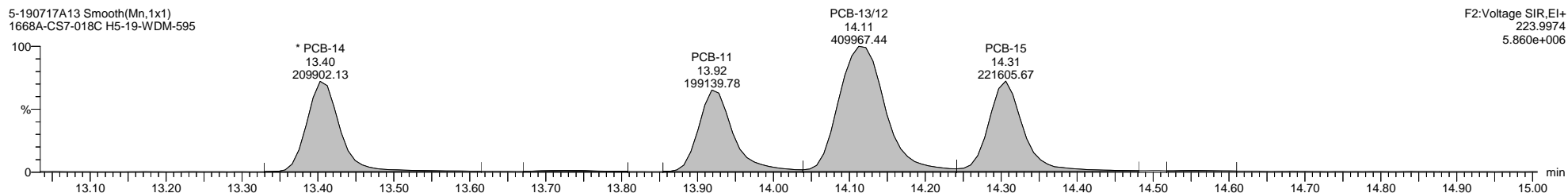
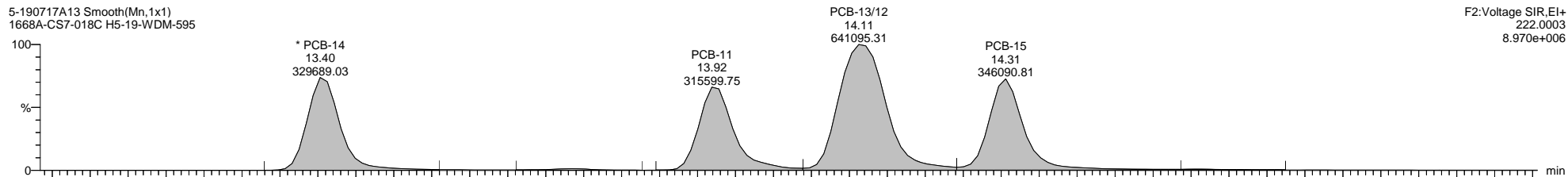
MassLynx MassLynx V4.1 SCN 901

Dataset: \\NABREWS002\Instdata\Organics Instrument\HIGHRES GCMS Completed Results Files\HR-5\190715-190717A2-0718ES.qld

Last Altered: Thursday, July 18, 2019 15:29:52 Eastern Daylight Time

Printed: Friday, September 06, 2019 17:37:28 Eastern Daylight Time

Name: 5-190717A13, Date: 17-Jul-2019, Time: 19:26:59, ID: H5-19-WDM-595, Description: 1668A-CS7-018C, Vial: Tray1:2



Quantify Sample Template Report

MassLynx MassLynx V4.1 SCN 901


Dataset: \\NABREWS002\Instdata\Organics Instrument\HIGHRES GCMS Completed Results Files\HR-5\190715-190717A2-0718ES.qld

Last Altered: Thursday, July 18, 2019 15:29:52 Eastern Daylight Time

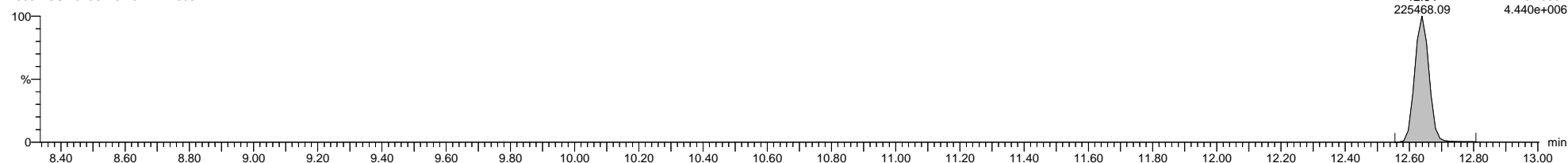
Printed: Friday, September 06, 2019 17:37:28 Eastern Daylight Time

Name: 5-190717A13, Date: 17-Jul-2019, Time: 19:26:59, ID: H5-19-WDM-595, Description: 1668A-CS7-018C, Vial: Tray1:2


5-190717A13 Smooth(Mn,1x1)  
1668A-CS7-018C H5-19-WDM-595



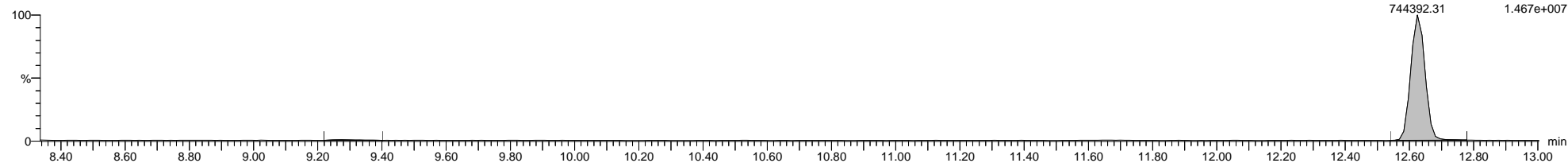
5-190717A13 Smooth(Mn,1x1)  
1668A-CS7-018C H5-19-WDM-595



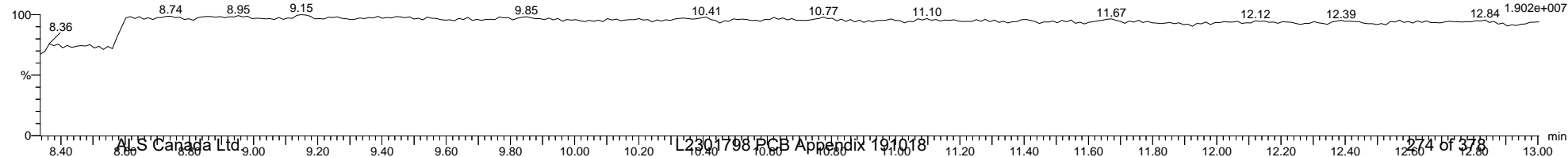
5-190717A13 Smooth(Mn,1x1)  
1668A-CS7-018C H5-19-WDM-595



5-190717A13 Smooth(Mn,1x1)  
1668A-CS7-018C H5-19-WDM-595



5-190717A13 Smooth(Mn,1x1)  
1668A-CS7-018C H5-19-WDM-595

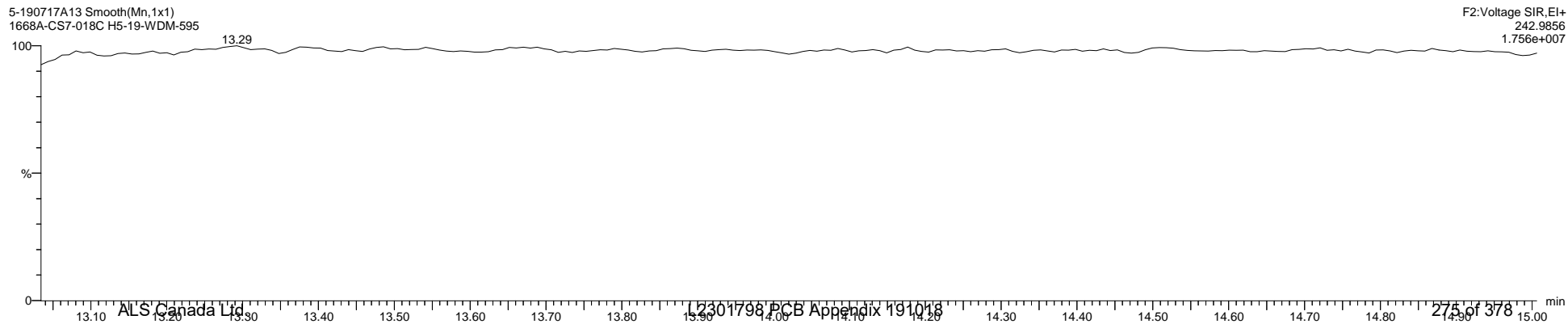
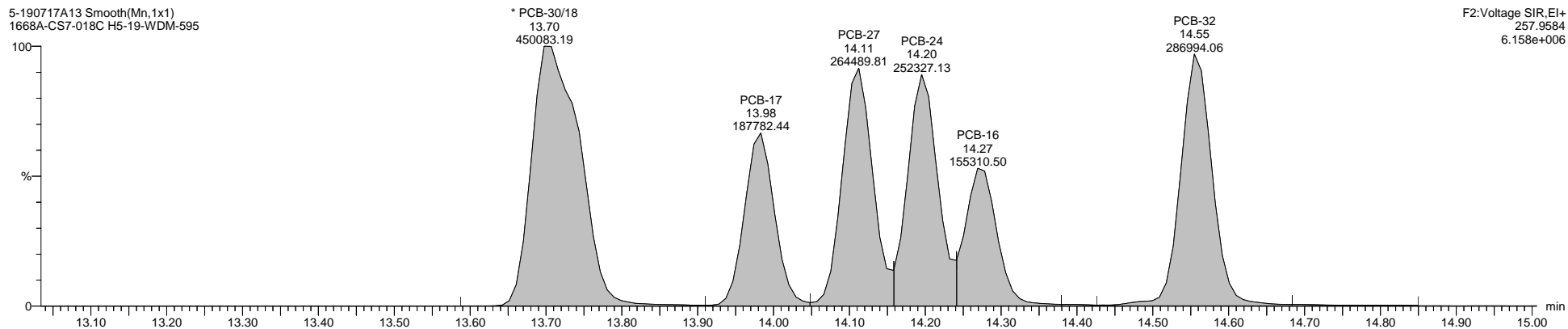
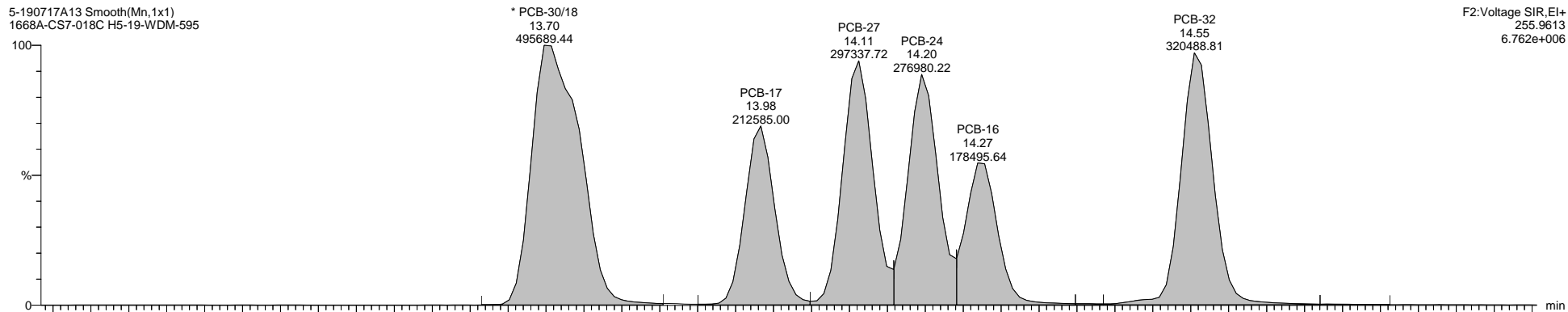


Quantify Sample Template Report MassLynx MassLynx V4.1 SCN 901

Dataset: \\NABREWS002\Instdata\Organics Instrument\HIGHRES GCMS Completed Results Files\HR-5\190715-190717A2-0718ES.qld

Last Altered: Thursday, July 18, 2019 15:29:52 Eastern Daylight Time  
Printed: Friday, September 06, 2019 17:37:28 Eastern Daylight Time

Name: 5-190717A13, Date: 17-Jul-2019, Time: 19:26:59, ID: H5-19-WDM-595, Description: 1668A-CS7-018C, Vial: Tray1:2



Quantify Sample Template Report

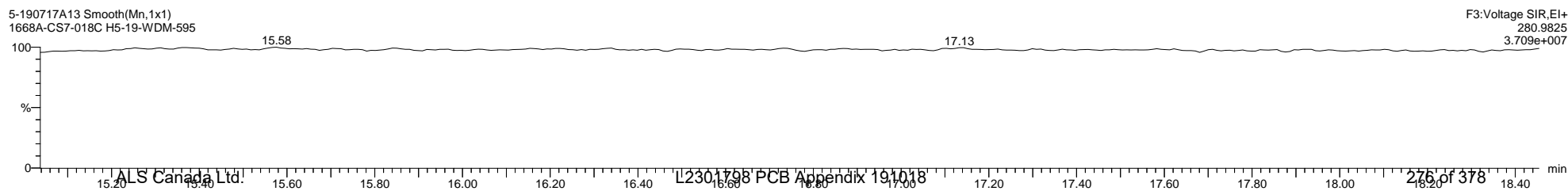
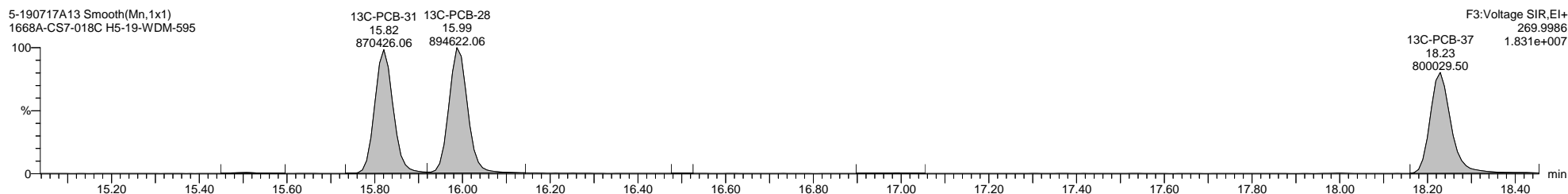

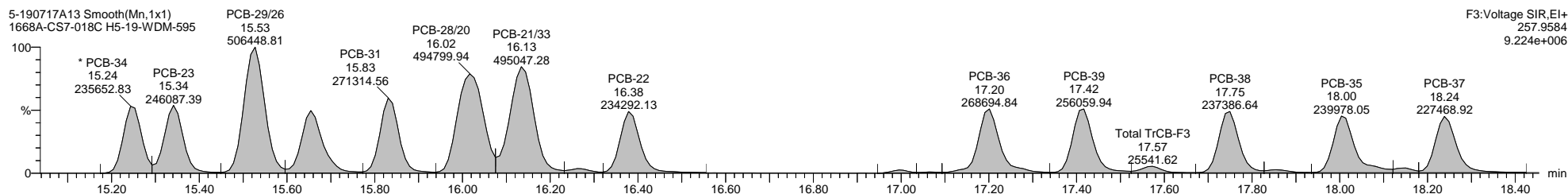

MassLynx MassLynx V4.1 SCN 901

Dataset: \\NABREWS002\Instdata\Organics Instrument\HIGHRES GCMS Completed Results Files\HR-5\1907\5-190717A2-0718ES.qld

Last Altered: Thursday, July 18, 2019 15:29:52 Eastern Daylight Time

Printed: Friday, September 06, 2019 17:37:28 Eastern Daylight Time

Name: 5-190717A13, Date: 17-Jul-2019, Time: 19:26:59, ID: H5-19-WDM-595, Description: 1668A-CS7-018C, Vial: Tray1:2





Quantify Sample Template Report

MassLynx MassLynx V4.1 SCN 901


Dataset: \\NABREWS002\Instdata\Organics Instrument\HIGHRES GCMS Completed Results Files\HR-5\1907\5-190717A2-0718ES.qld

Last Altered: Thursday, July 18, 2019 15:29:52 Eastern Daylight Time

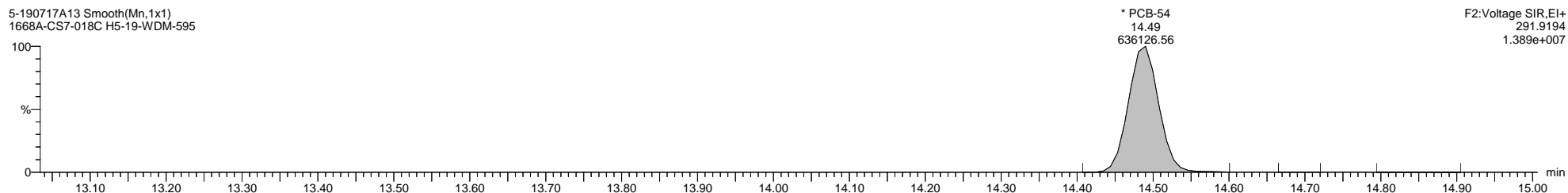
Printed: Friday, September 06, 2019 17:37:28 Eastern Daylight Time

Name: 5-190717A13, Date: 17-Jul-2019, Time: 19:26:59, ID: H5-19-WDM-595, Description: 1668A-CS7-018C, Vial: Tray1:2


5-190717A13 Smooth(Mn,1x1)  
1668A-CS7-018C H5-19-WDM-595




5-190717A13 Smooth(Mn,1x1)  
1668A-CS7-018C H5-19-WDM-595



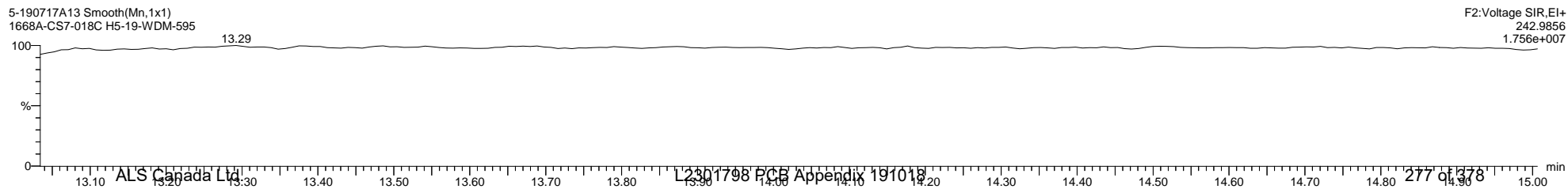
5-190717A13 Smooth(Mn,1x1)  
1668A-CS7-018C H5-19-WDM-595



5-190717A13 Smooth(Mn,1x1)  
1668A-CS7-018C H5-19-WDM-595



5-190717A13 Smooth(Mn,1x1)  
1668A-CS7-018C H5-19-WDM-595



Quantify Sample Template Report

MassLynx MassLynx V4.1 SCN 901


Dataset: \\NABREWS002\Instdata\Organics Instrument\HIGHRES GCMS Completed Results Files\HR-5\1907\5-190717A2-0718ES.qld

Last Altered: Thursday, July 18, 2019 15:29:52 Eastern Daylight Time

Printed: Friday, September 06, 2019 17:37:28 Eastern Daylight Time

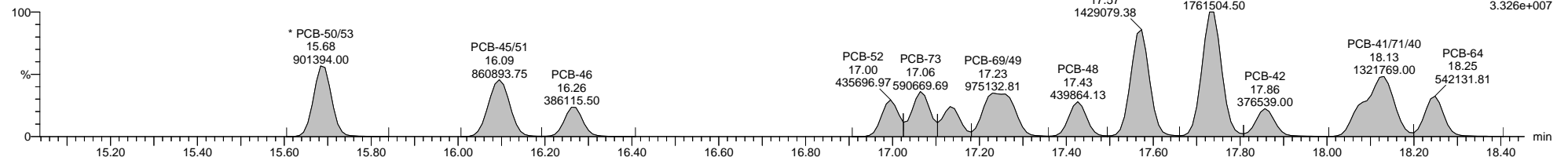
Name: 5-190717A13, Date: 17-Jul-2019, Time: 19:26:59, ID: H5-19-WDM-595, Description: 1668A-CS7-018C, Vial: Tray1:2

5-190717A13 Smooth(Mn,1x1)  
1668A-CS7-018C H5-19-WDM-595



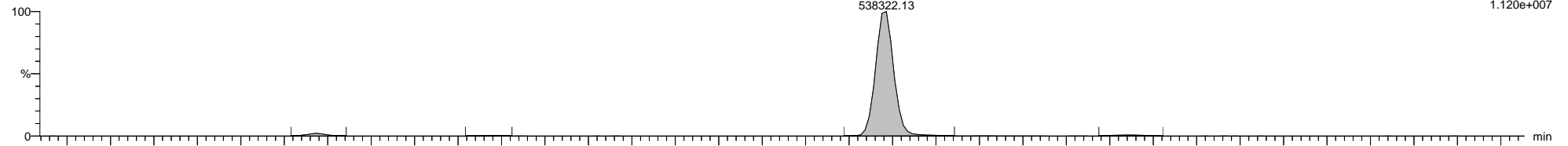
F3:Voltage SIR,EI+  
289.9224  
2.591e+007

5-190717A13 Smooth(Mn,1x1)  
1668A-CS7-018C H5-19-WDM-595



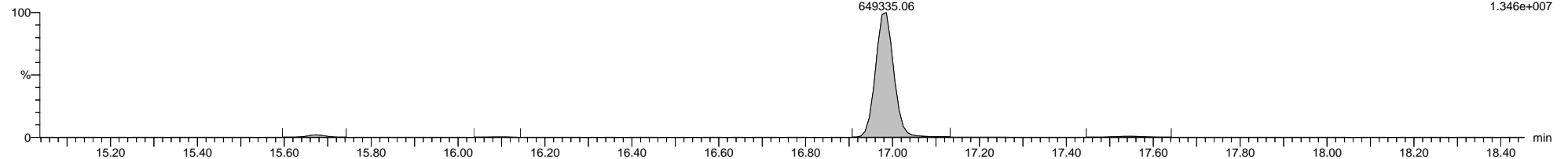
F3:Voltage SIR,EI+  
291.9194  
3.326e+007

5-190717A13 Smooth(Mn,1x1)  
1668A-CS7-018C H5-19-WDM-595



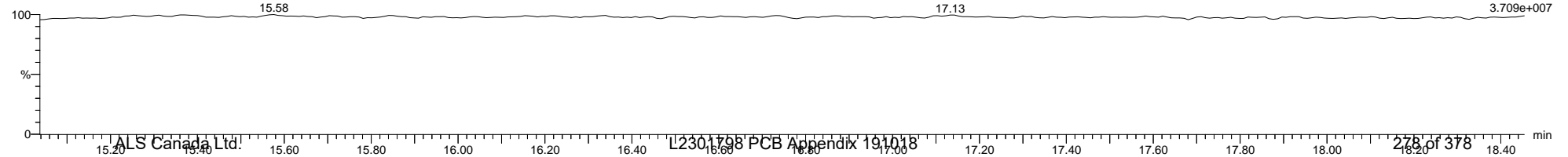
F3:Voltage SIR,EI+  
301.9626  
1.120e+007

5-190717A13 Smooth(Mn,1x1)  
1668A-CS7-018C H5-19-WDM-595



F3:Voltage SIR,EI+  
303.9597  
1.346e+007

5-190717A13 Smooth(Mn,1x1)  
1668A-CS7-018C H5-19-WDM-595



F3:Voltage SIR,EI+  
280.9825  
3.709e+007

Quantify Sample Template Report


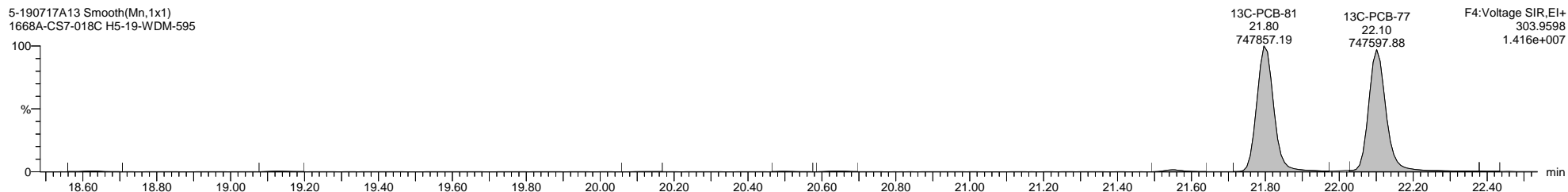

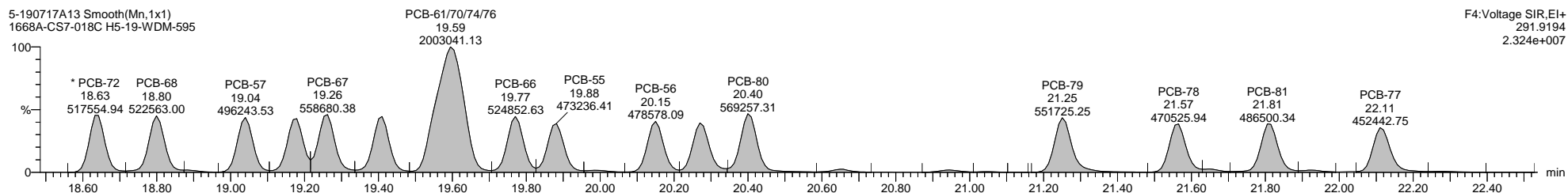
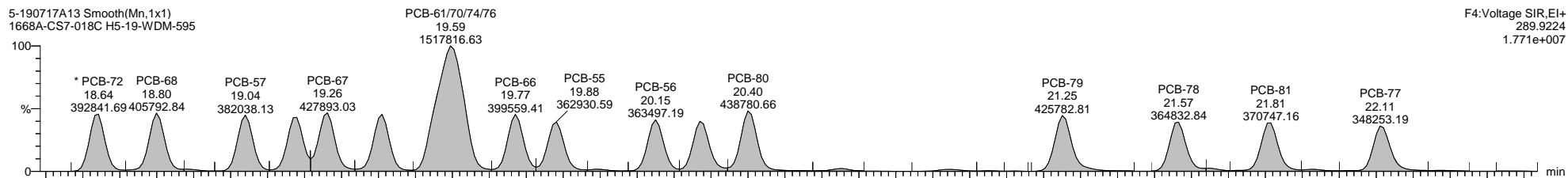
MassLynx MassLynx V4.1 SCN 901

Dataset: \\NABREWS002\Instdata\Organics Instrument\HIGHRES GCMS Completed Results Files\HR-5\1907\5-190717A2-0718ES.qld

Last Altered: Thursday, July 18, 2019 15:29:52 Eastern Daylight Time

Printed: Friday, September 06, 2019 17:37:28 Eastern Daylight Time

Name: 5-190717A13, Date: 17-Jul-2019, Time: 19:26:59, ID: H5-19-WDM-595, Description: 1668A-CS7-018C, Vial: Tray1:2



Quantify Sample Template Report

MassLynx MassLynx V4.1 SCN 901


Dataset: \\NABREWS002\Instdata\Organics Instrument\HIGHRES GCMS Completed Results Files\HR-5\1907\5-190717A2-0718ES.qld

Last Altered: Thursday, July 18, 2019 15:29:52 Eastern Daylight Time

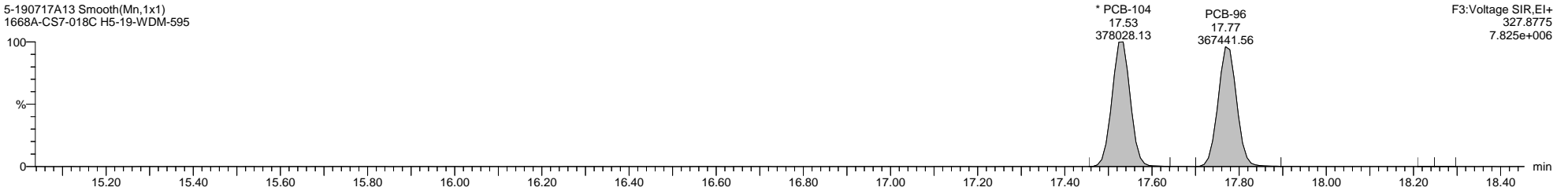
Printed: Friday, September 06, 2019 17:37:28 Eastern Daylight Time

Name: 5-190717A13, Date: 17-Jul-2019, Time: 19:26:59, ID: H5-19-WDM-595, Description: 1668A-CS7-018C, Vial: Tray1:2


5-190717A13 Smooth(Mn,1x1)  
1668A-CS7-018C H5-19-WDM-595



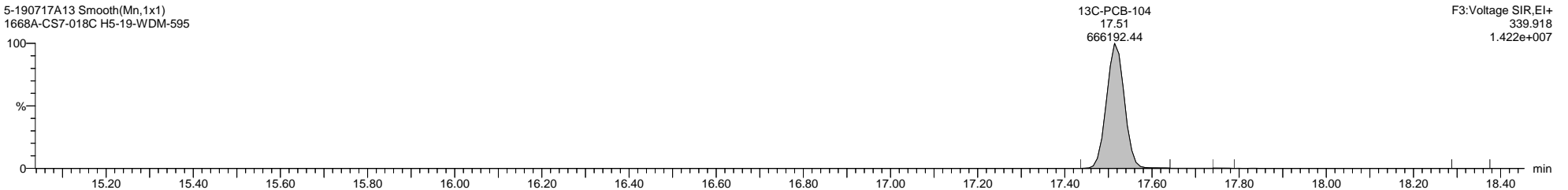
5-190717A13 Smooth(Mn,1x1)  
1668A-CS7-018C H5-19-WDM-595



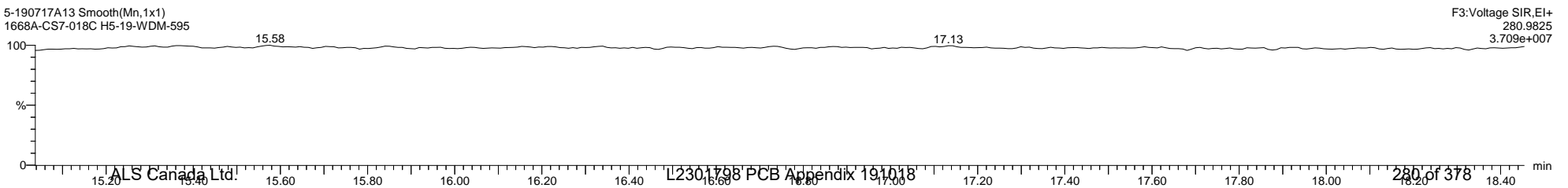
5-190717A13 Smooth(Mn,1x1)  
1668A-CS7-018C H5-19-WDM-595



5-190717A13 Smooth(Mn,1x1)  
1668A-CS7-018C H5-19-WDM-595



5-190717A13 Smooth(Mn,1x1)  
1668A-CS7-018C H5-19-WDM-595



Quantify Sample Template Report


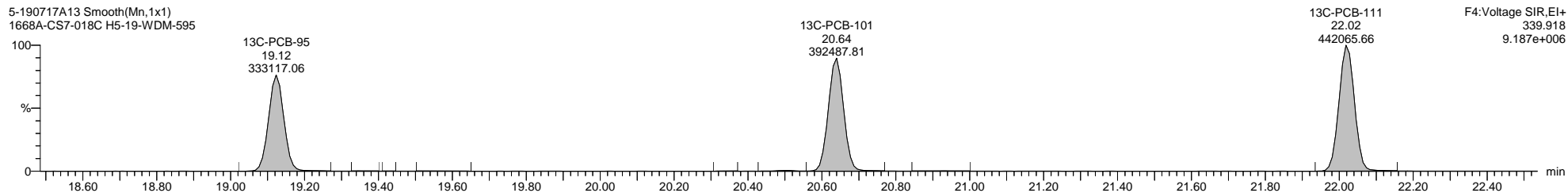
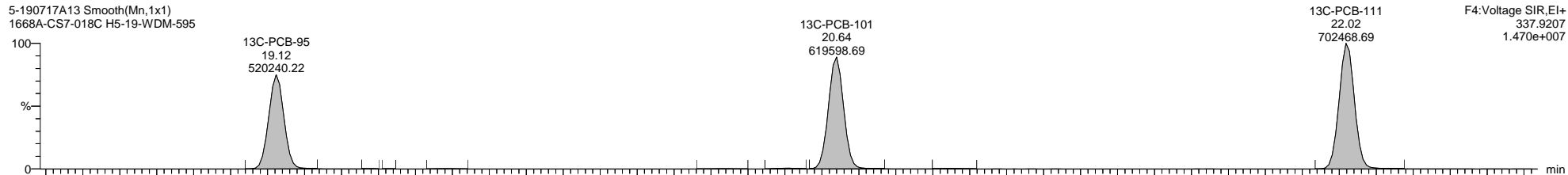
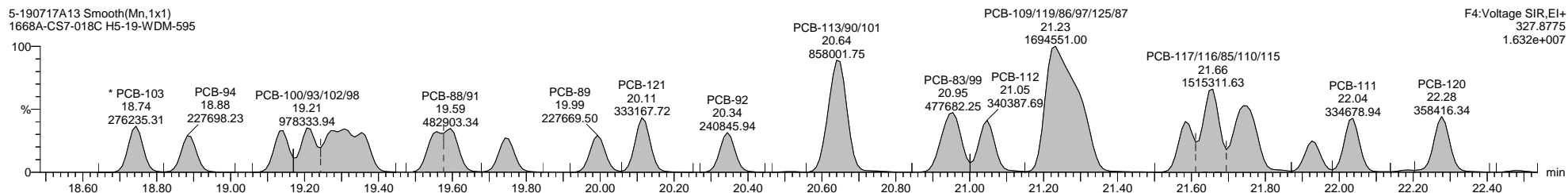
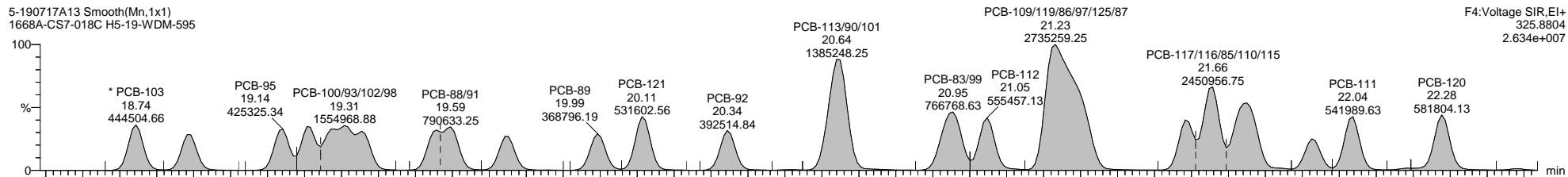
MassLynx MassLynx V4.1 SCN 901

Dataset: \\NABREWS002\Instdata\Organics Instrument\HIGHRES GCMS Completed Results Files\HR-5\1907\5-190717A2-0718ES.qld

Last Altered: Thursday, July 18, 2019 15:29:52 Eastern Daylight Time

Printed: Friday, September 06, 2019 17:37:28 Eastern Daylight Time

Name: 5-190717A13, Date: 17-Jul-2019, Time: 19:26:59, ID: H5-19-WDM-595, Description: 1668A-CS7-018C, Vial: Tray1:2



Quantify Sample Template Report

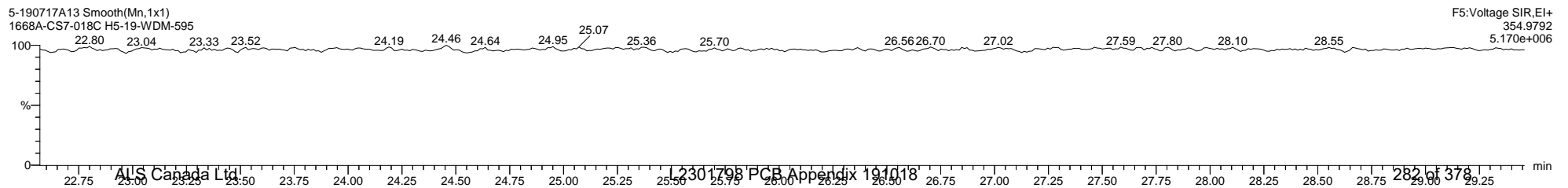
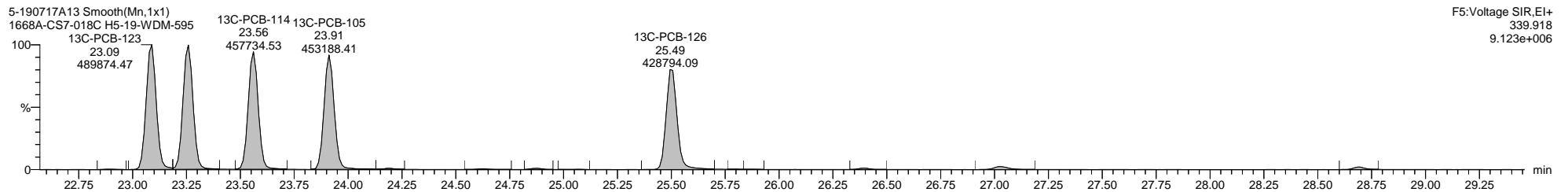
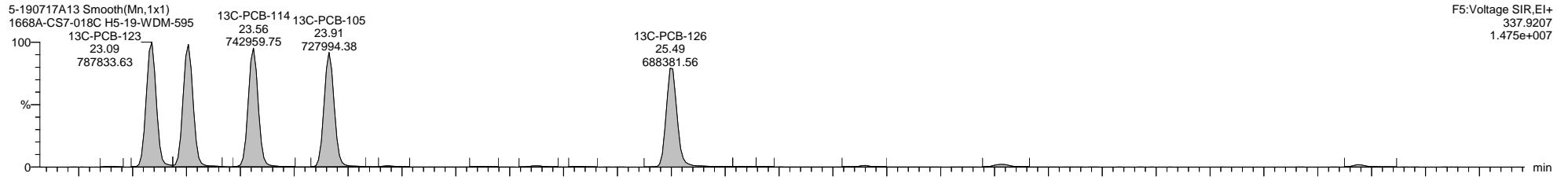
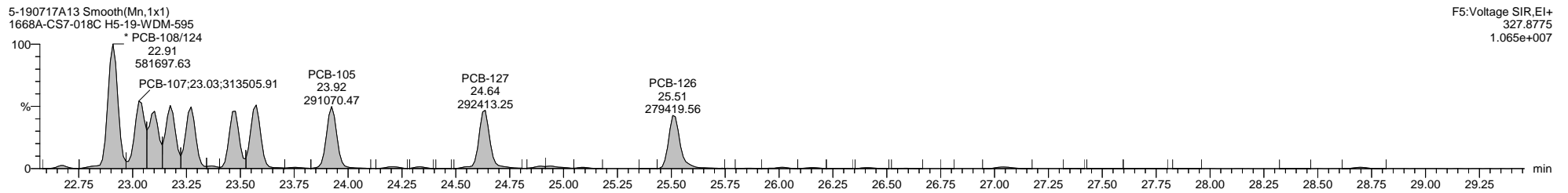
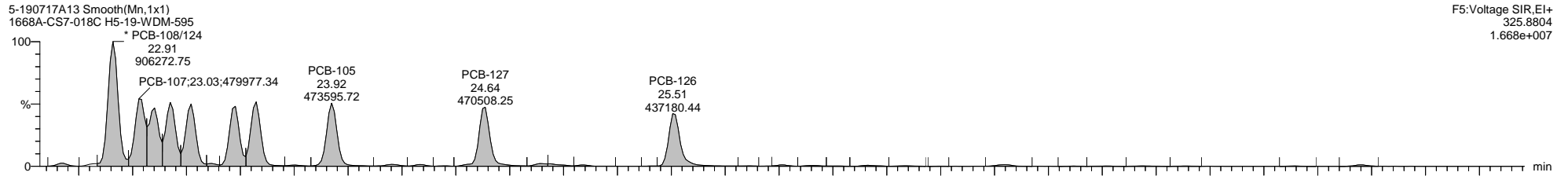
MassLynx MassLynx V4.1 SCN 901

Dataset: \\NABREWS002\Instdata\Organics Instrument\HIGHRES GCMS Completed Results Files\HR-5\1907\5-190717A2-0718ES.qld

Last Altered: Thursday, July 18, 2019 15:29:52 Eastern Daylight Time

Printed: Friday, September 06, 2019 17:37:28 Eastern Daylight Time

Name: 5-190717A13, Date: 17-Jul-2019, Time: 19:26:59, ID: H5-19-WDM-595, Description: 1668A-CS7-018C, Vial: Tray1:2



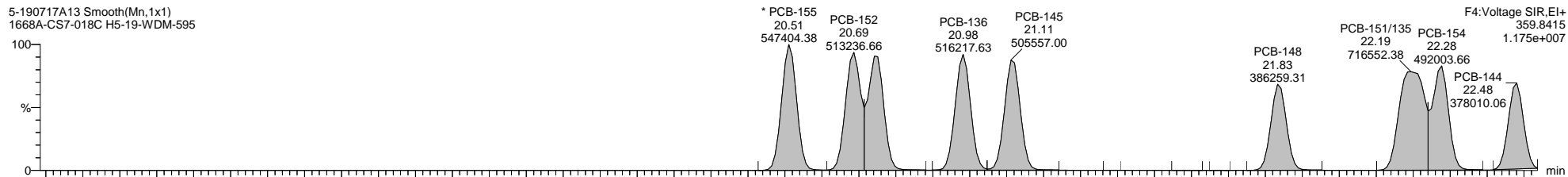
Dataset: \\NABREWS002\Instdata\Organics Instrument\HIGHRES GCMS Completed Results Files\HR-5\190715-190717A2-0718ES.qld

Last Altered: Thursday, July 18, 2019 15:29:52 Eastern Daylight Time

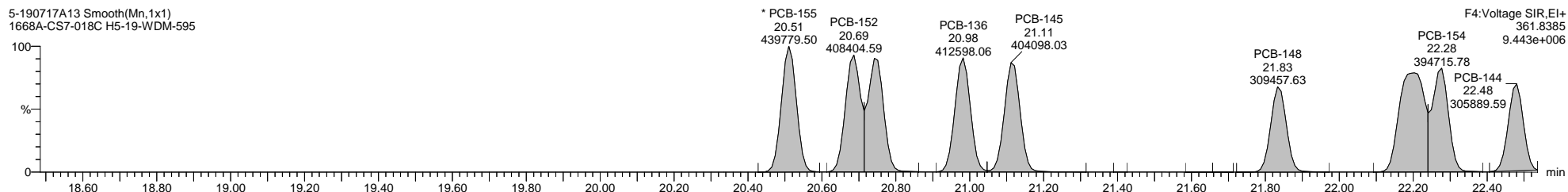
Printed: Friday, September 06, 2019 17:37:28 Eastern Daylight Time

Name: 5-190717A13, Date: 17-Jul-2019, Time: 19:26:59, ID: H5-19-WDM-595, Description: 1668A-CS7-018C, Vial: Tray1:2

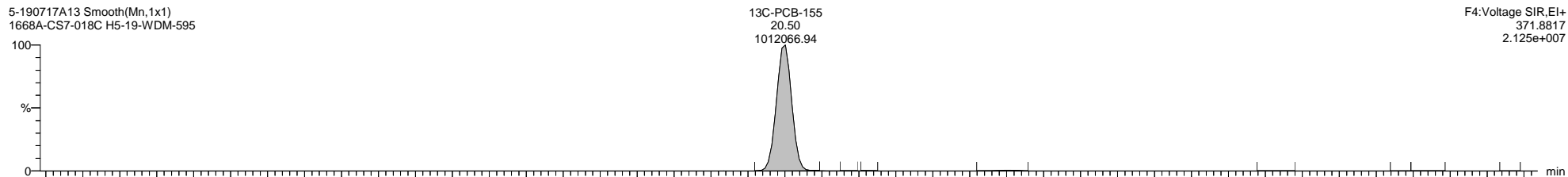
5-190717A13 Smooth(Mn,1x1)  
1668A-CS7-018C H5-19-WDM-595



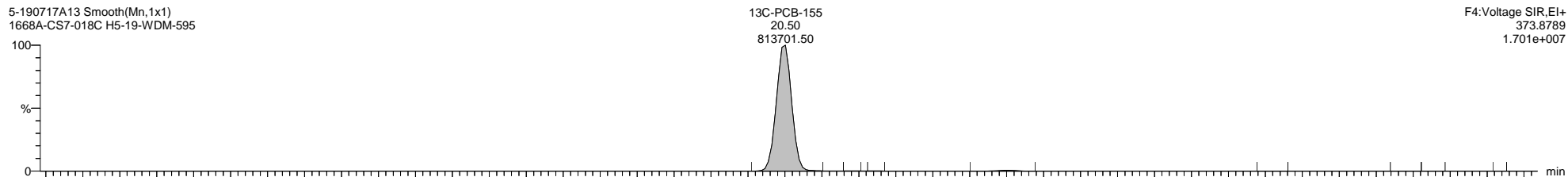
5-190717A13 Smooth(Mn,1x1)  
1668A-CS7-018C H5-19-WDM-595




5-190717A13 Smooth(Mn,1x1)  
1668A-CS7-018C H5-19-WDM-595



5-190717A13 Smooth(Mn,1x1)  
1668A-CS7-018C H5-19-WDM-595



5-190717A13 Smooth(Mn,1x1)  
1668A-CS7-018C H5-19-WDM-595



Quantify Sample Template Report

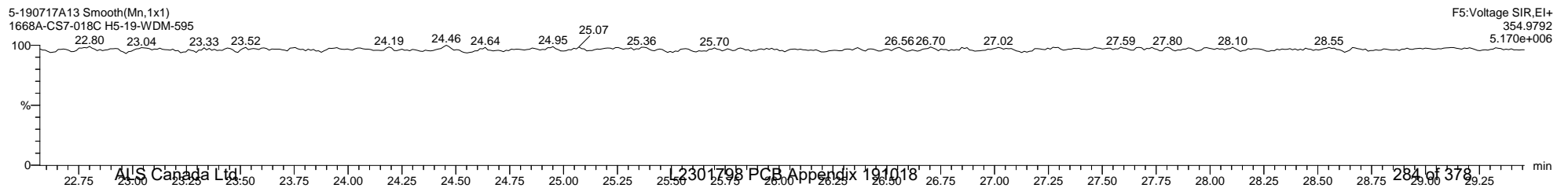
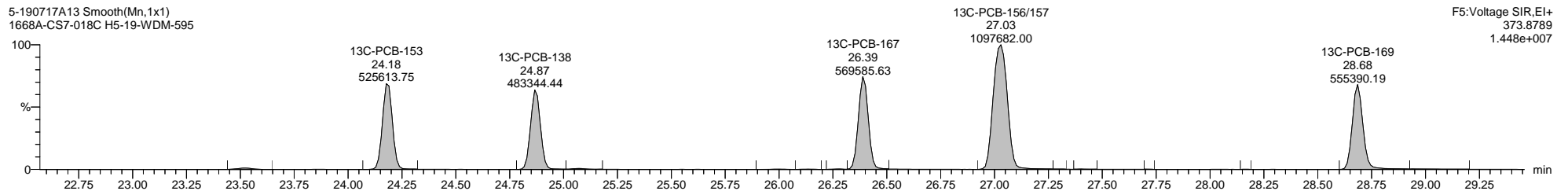
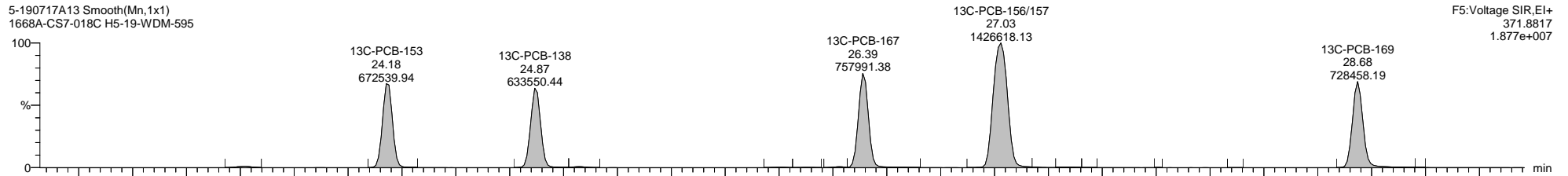
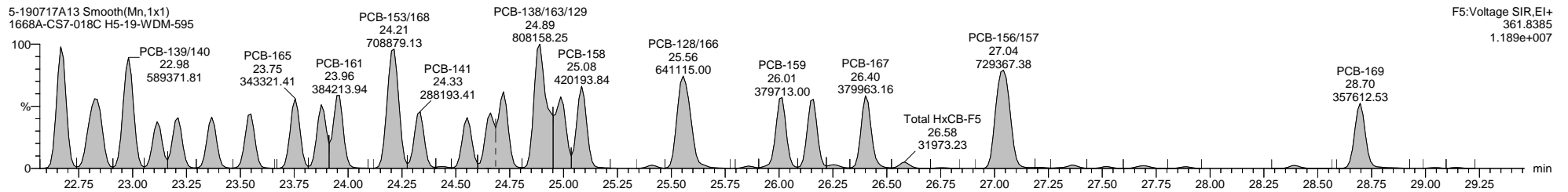
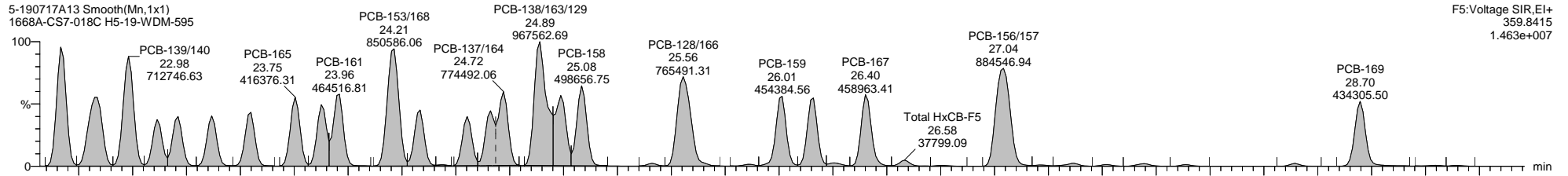
MassLynx MassLynx V4.1 SCN 901

Dataset: \\NABREWS002\Instdata\Organics Instrument\HIGHRES GCMS Completed Results Files\HR-5\19075-190717A2-0718ES.qld

Last Altered: Thursday, July 18, 2019 15:29:52 Eastern Daylight Time

Printed: Friday, September 06, 2019 17:37:28 Eastern Daylight Time

Name: 5-190717A13, Date: 17-Jul-2019, Time: 19:26:59, ID: H5-19-WDM-595, Description: 1668A-CS7-018C, Vial: Tray1:2



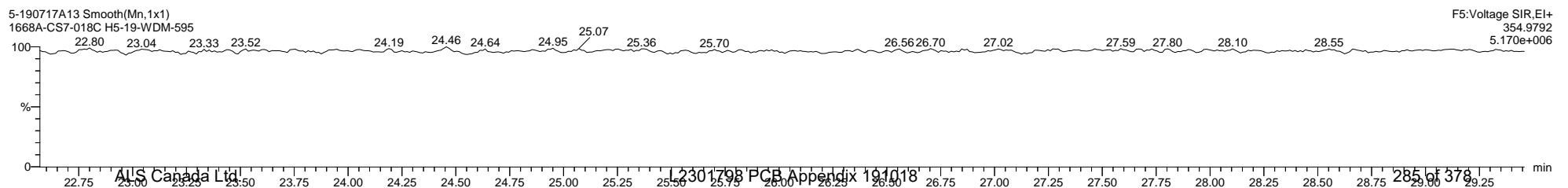
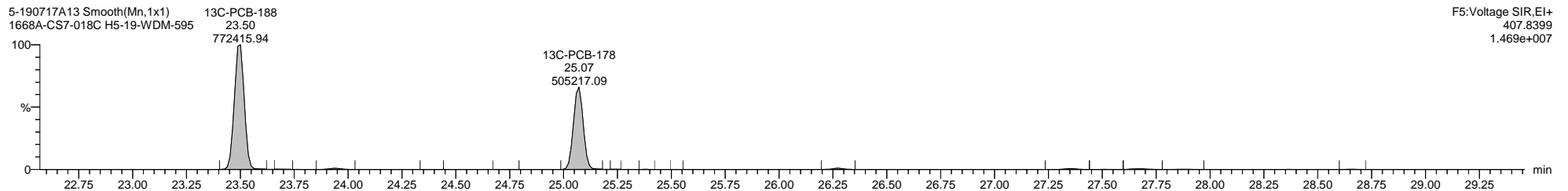
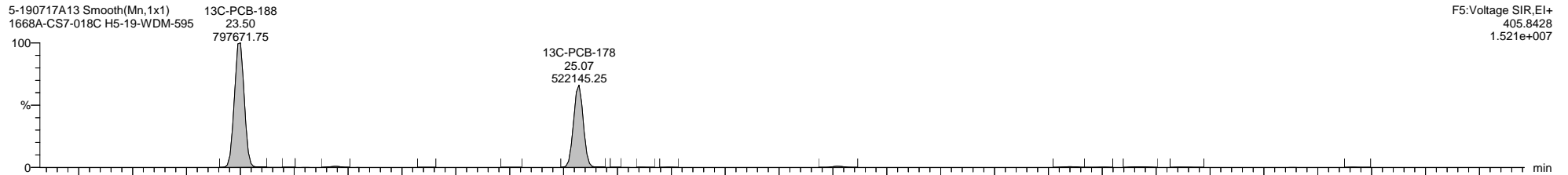
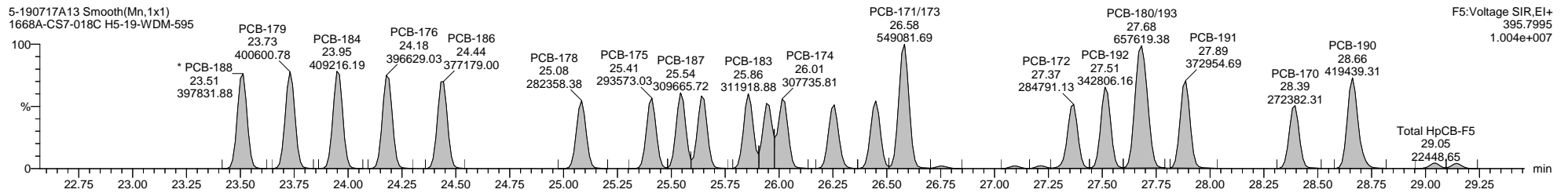
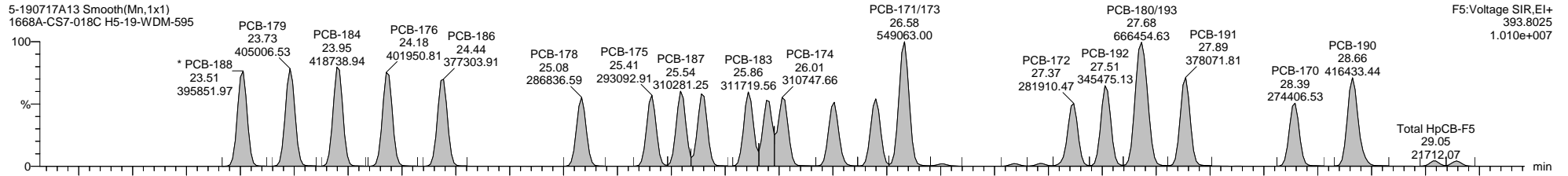


Dataset: \\NABREWS002\Instdata\Organics Instrument\HIGHRES GCMS Completed Results Files\HR-5\1907\5-190717A2-0718ES.qld

Last Altered: Thursday, July 18, 2019 15:29:52 Eastern Daylight Time

Printed: Friday, September 06, 2019 17:37:28 Eastern Daylight Time

Name: 5-190717A13, Date: 17-Jul-2019, Time: 19:26:59, ID: H5-19-WDM-595, Description: 1668A-CS7-018C, Vial: Tray1:2



Quantify Sample Template Report

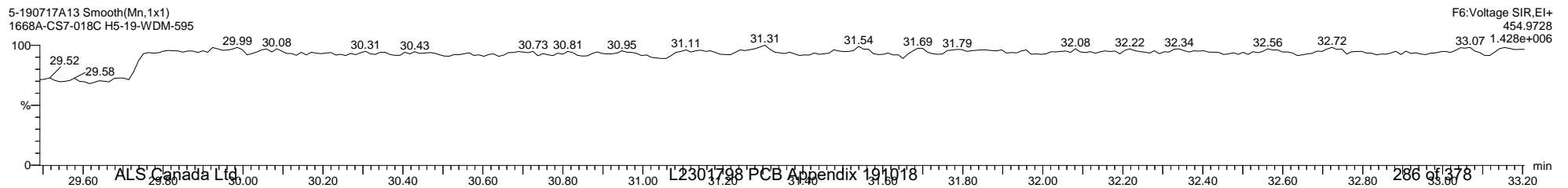
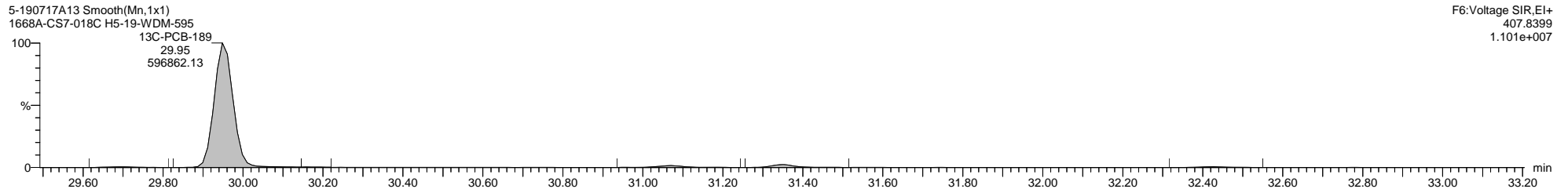
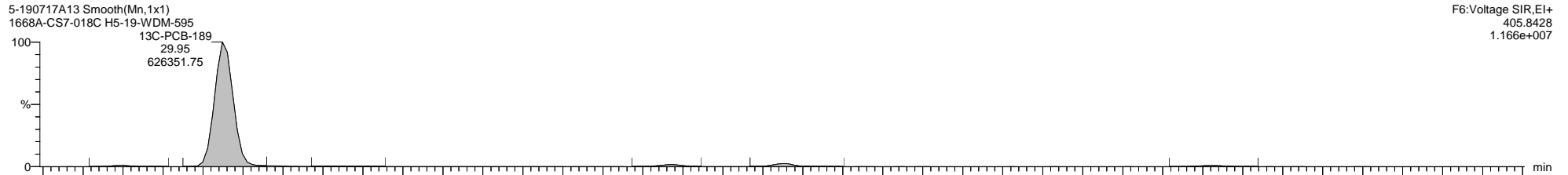
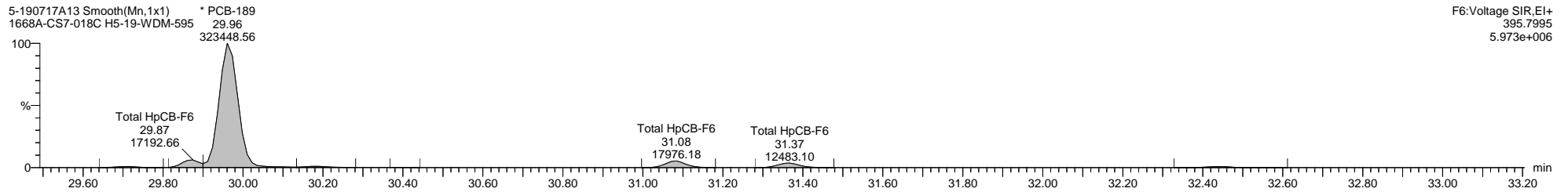

MassLynx MassLynx V4.1 SCN 901

Dataset: \\NABREWS002\Instdata\Organics Instrument\HIGHRES GCMS Completed Results Files\HR-5\1907\5-190717A2-0718ES.qld

Last Altered: Thursday, July 18, 2019 15:29:52 Eastern Daylight Time

Printed: Friday, September 06, 2019 17:37:28 Eastern Daylight Time

Name: 5-190717A13, Date: 17-Jul-2019, Time: 19:26:59, ID: H5-19-WDM-595, Description: 1668A-CS7-018C, Vial: Tray1:2



Quantify Sample Template Report

MassLynx MassLynx V4.1 SCN 901

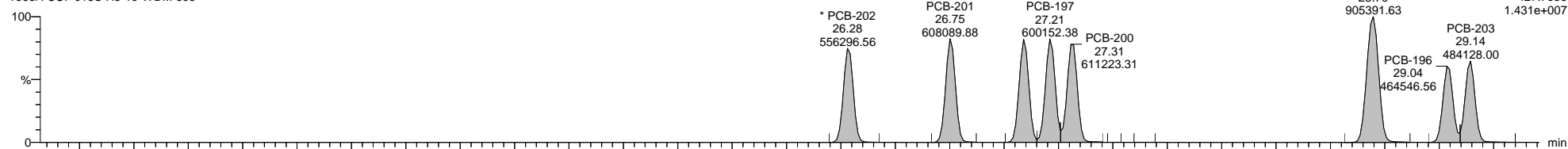
Dataset: \\NABREWS002\Instdata\Organics Instrument\HIGHRES GCMS Completed Results Files\HR-5\1907\5-190717A2-0718ES.qld

Last Altered: Thursday, July 18, 2019 15:29:52 Eastern Daylight Time

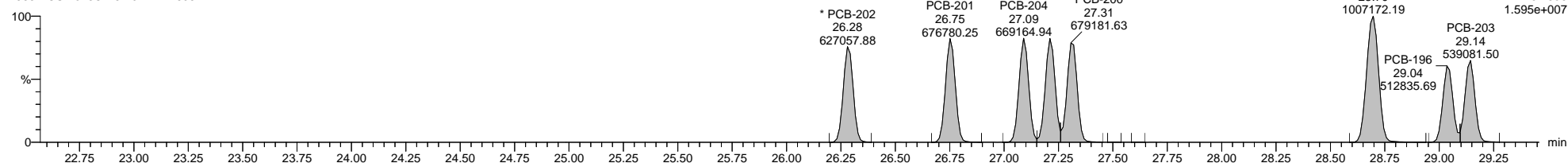
Printed: Friday, September 06, 2019 17:37:28 Eastern Daylight Time

Name: 5-190717A13, Date: 17-Jul-2019, Time: 19:26:59, ID: H5-19-WDM-595, Description: 1668A-CS7-018C, Vial: Tray1:2

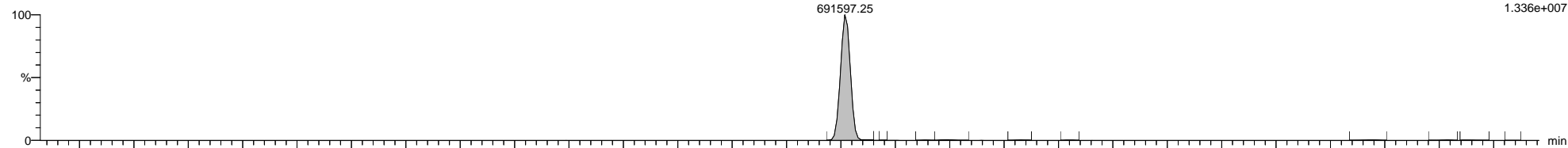
5-190717A13 Smooth(Mn,1x1)  
1668A-CS7-018C H5-19-WDM-595



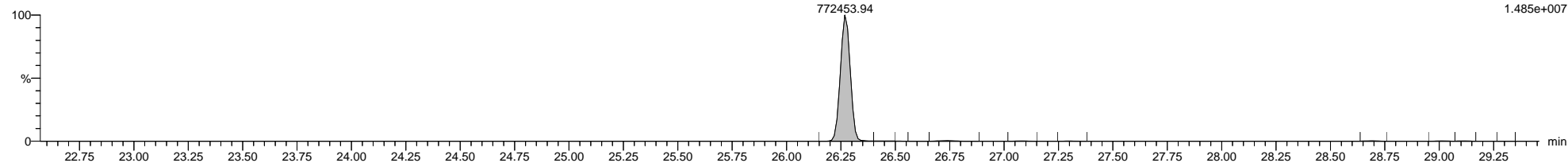
5-190717A13 Smooth(Mn,1x1)  
1668A-CS7-018C H5-19-WDM-595



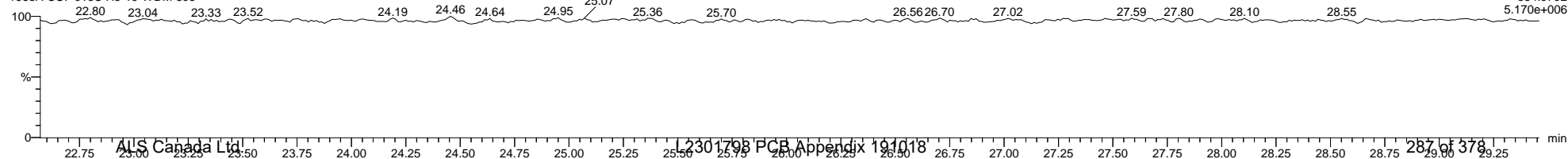
5-190717A13 Smooth(Mn,1x1)  
1668A-CS7-018C H5-19-WDM-595



5-190717A13 Smooth(Mn,1x1)  
1668A-CS7-018C H5-19-WDM-595



5-190717A13 Smooth(Mn,1x1)  
1668A-CS7-018C H5-19-WDM-595



Quantify Sample Template Report

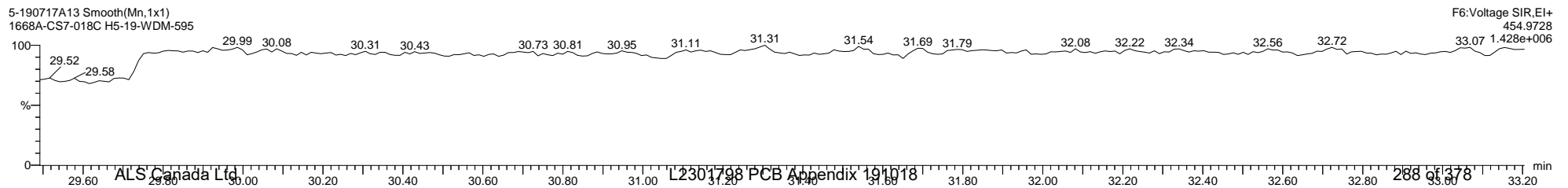
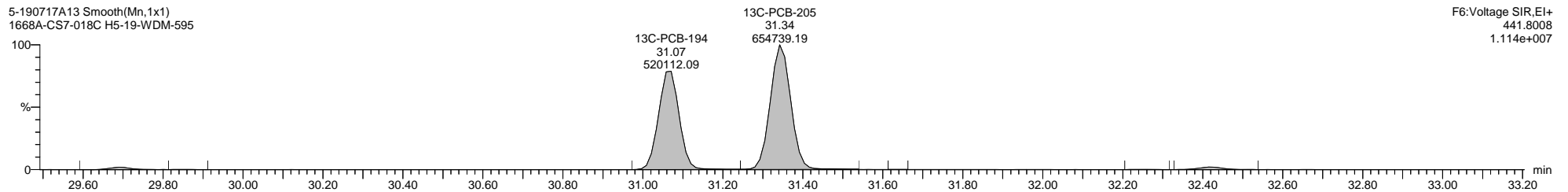
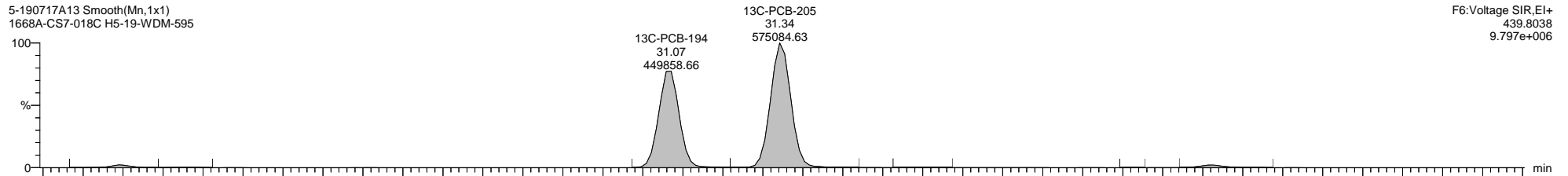
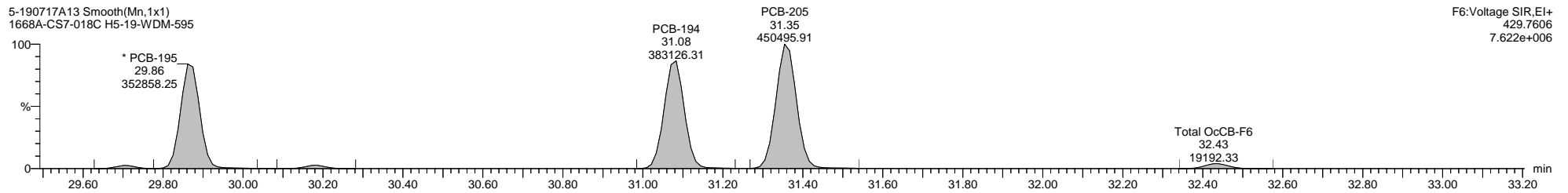
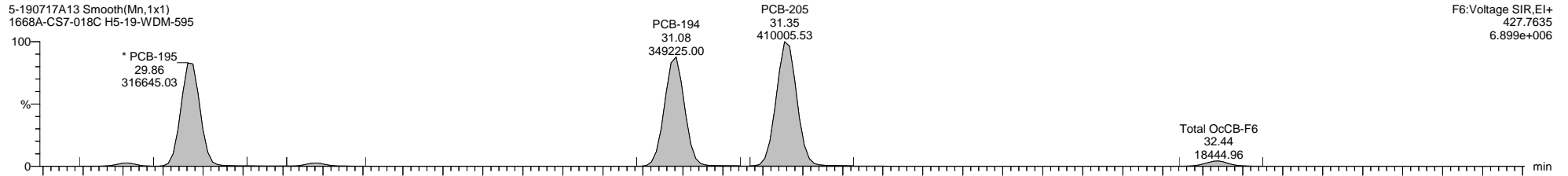
MassLynx MassLynx V4.1 SCN 901

Dataset: \\NABREWS002\Instdata\Organics Instrument\HIGHRES GCMS Completed Results Files\HR-5\1907\5-190717A2-0718ES.qld

Last Altered: Thursday, July 18, 2019 15:29:52 Eastern Daylight Time

Printed: Friday, September 06, 2019 17:37:28 Eastern Daylight Time

Name: 5-190717A13, Date: 17-Jul-2019, Time: 19:26:59, ID: H5-19-WDM-595, Description: 1668A-CS7-018C, Vial: Tray1:2



Quantify Sample Template Report

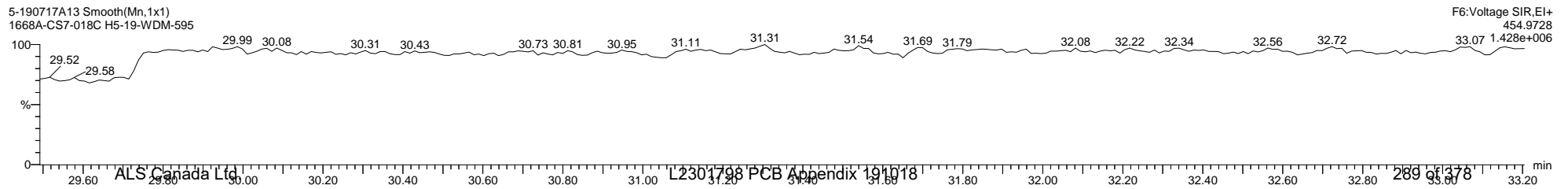
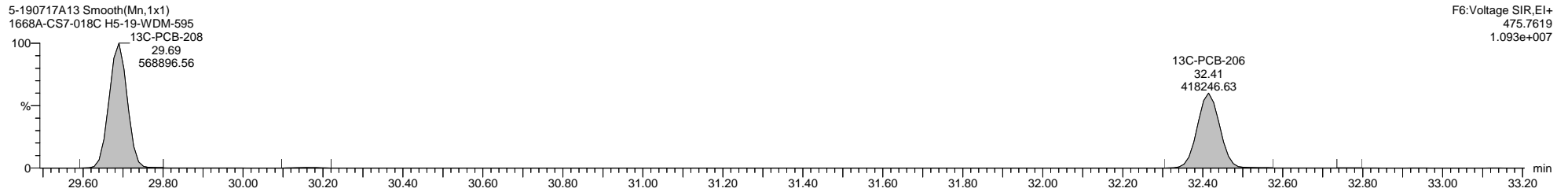

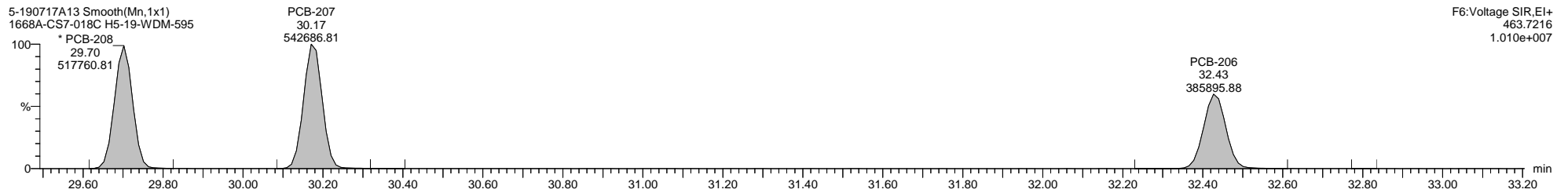

MassLynx MassLynx V4.1 SCN 901

Dataset: \\NABREWS002\Instdata\Organics Instrument\HIGHRES GCMS Completed Results Files\HR-5\190715-190717A2-0718ES.qld

Last Altered: Thursday, July 18, 2019 15:29:52 Eastern Daylight Time

Printed: Friday, September 06, 2019 17:37:28 Eastern Daylight Time

Name: 5-190717A13, Date: 17-Jul-2019, Time: 19:26:59, ID: H5-19-WDM-595, Description: 1668A-CS7-018C, Vial: Tray1:2



Quantify Sample Template Report

MassLynx MassLynx V4.1 SCN 901

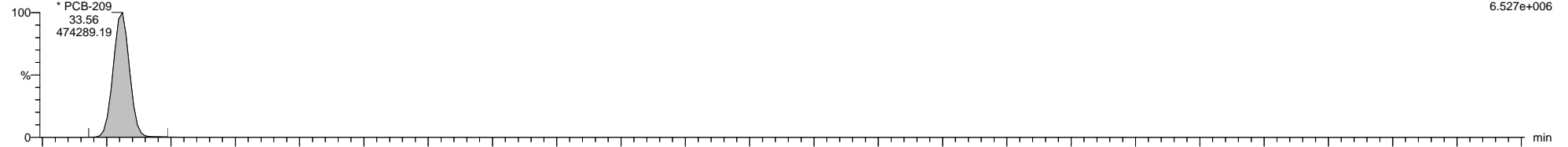
Dataset: \\NABREWS002\Instdata\Organics Instrument\HIGHRES GCMS Completed Results Files\HR-5\1907\5-190717A2-0718ES.qld

Last Altered: Thursday, July 18, 2019 15:29:52 Eastern Daylight Time

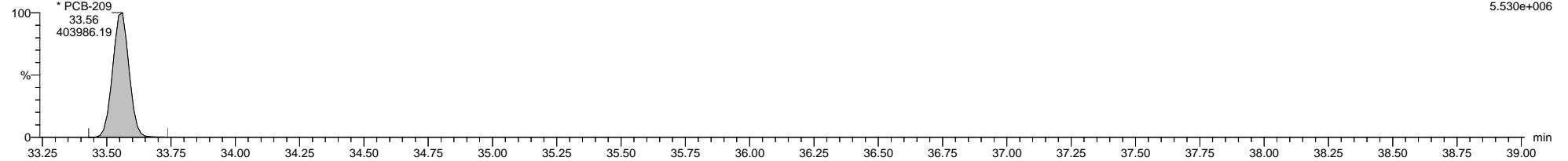
Printed: Friday, September 06, 2019 17:37:28 Eastern Daylight Time

Name: 5-190717A13, Date: 17-Jul-2019, Time: 19:26:59, ID: H5-19-WDM-595, Description: 1668A-CS7-018C, Vial: Tray1:2

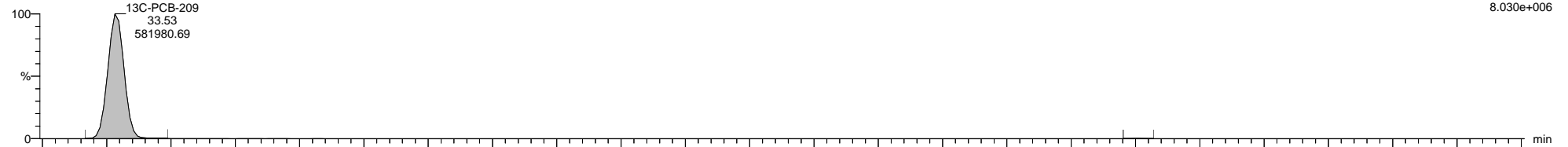
5-190717A13 Smooth(Mn,1x1)  
1668A-CS7-018C H5-19-WDM-595



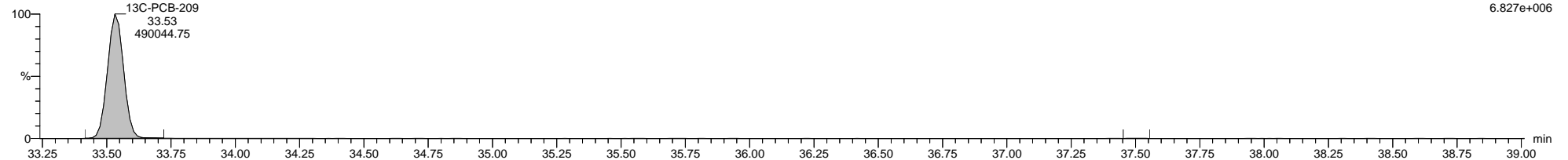
5-190717A13 Smooth(Mn,1x1)  
1668A-CS7-018C H5-19-WDM-595



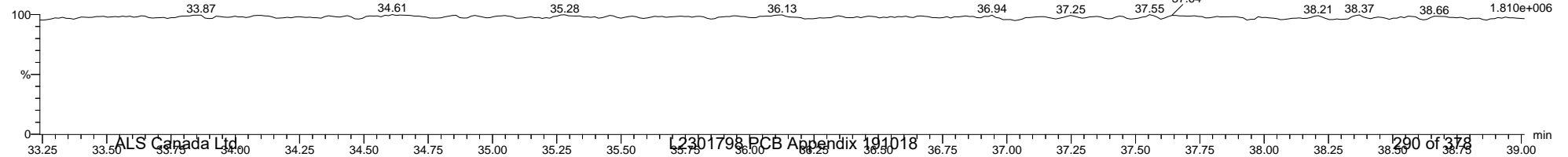
5-190717A13 Smooth(Mn,1x1)  
1668A-CS7-018C H5-19-WDM-595



5-190717A13 Smooth(Mn,1x1)  
1668A-CS7-018C H5-19-WDM-595



5-190717A13 Smooth(Mn,1x1)  
1668A-CS7-018C H5-19-WDM-595



Quantify Sample Template Report

MassLynx MassLynx V4.1 SCN 901

Dataset: \\NABREWS002\Instdata\Organics Instrument\HIGHRES GCMS Completed Results Files\HR-5\1907\5-190717A2-0718ES.qld


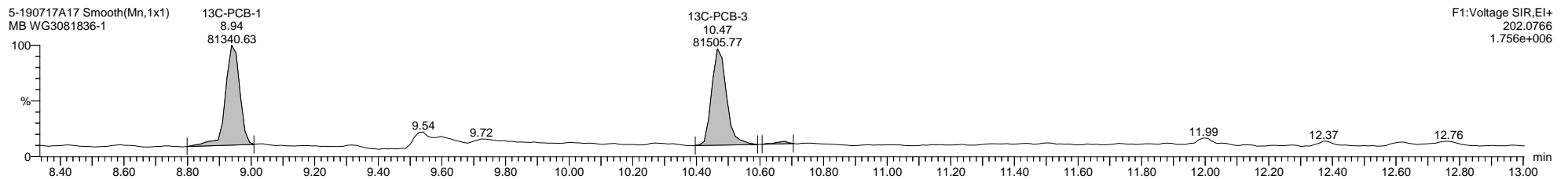
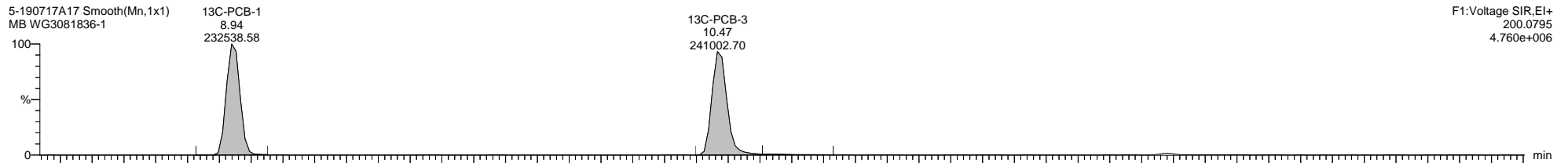
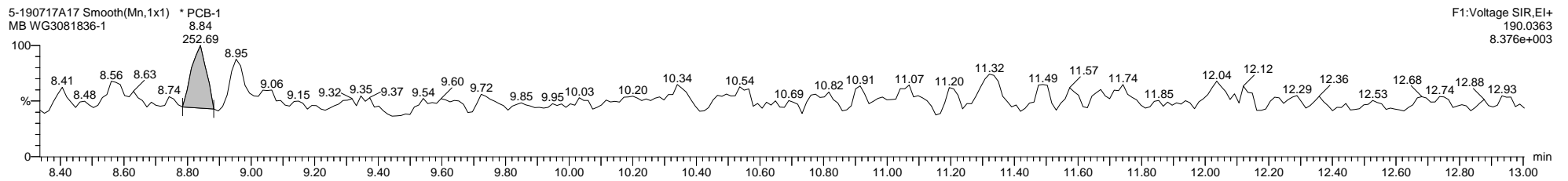
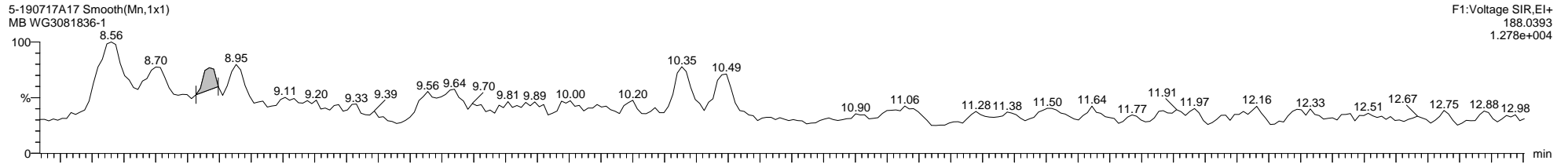
Last Altered: Thursday, July 18, 2019 15:29:52 Eastern Daylight Time

Printed: Friday, September 06, 2019 17:37:28 Eastern Daylight Time

Method: C:\MassLynx\PCB.PRO\MethDB\1668-OCTYL-1-209-190718.mdb 11 Jul 2019 12:10:30

Calibration: 18 Jul 2019 15:29:52

Name: 5-190717A17, Date: 17-Jul-2019, Time: 22:13:59, ID: WG3081836-1, Description: MB, Vial: Tray1:14



Quantify Sample Template Report

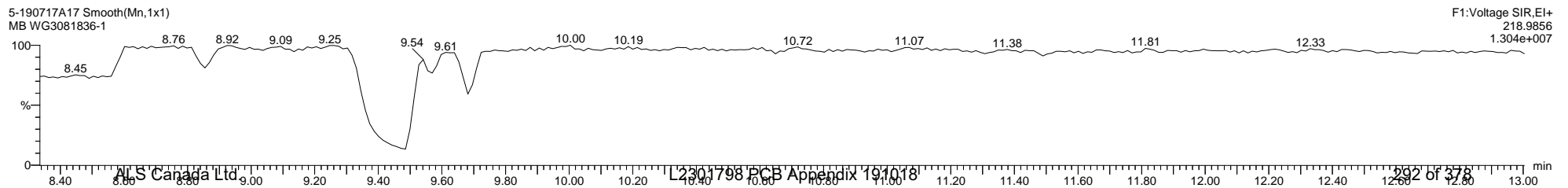
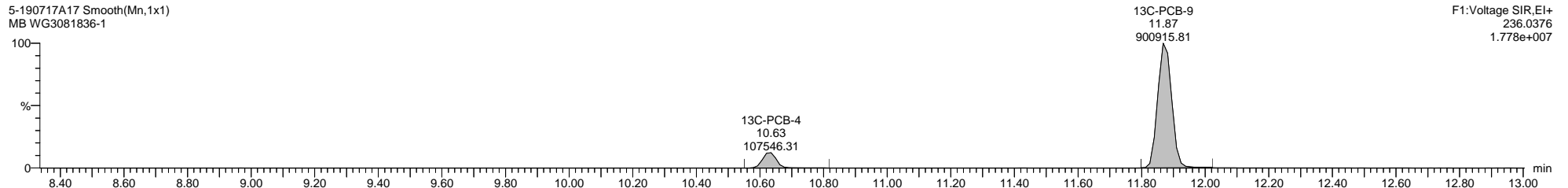
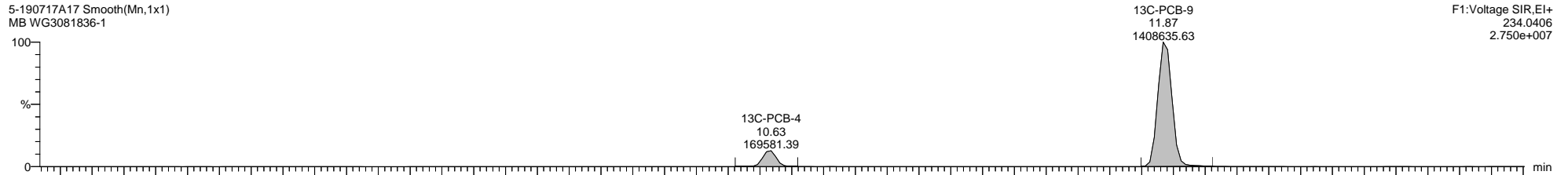
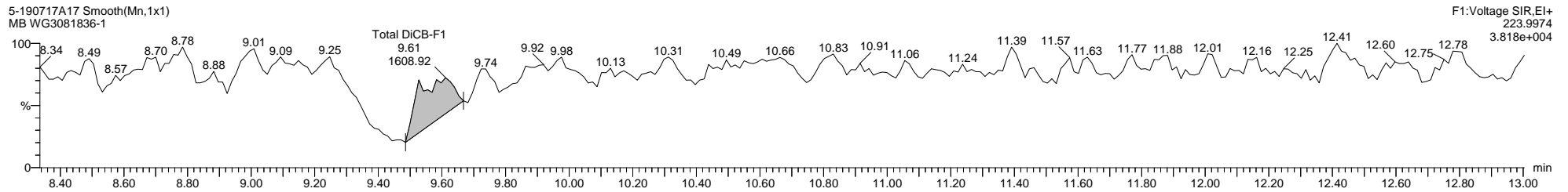
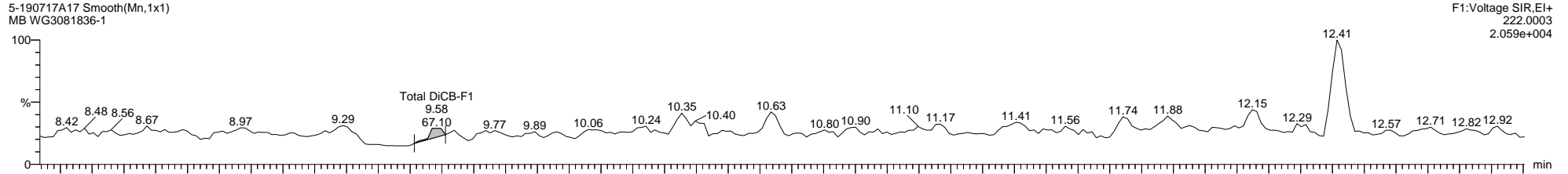
MassLynx MassLynx V4.1 SCN 901

Dataset: \\NABREWS002\Instdata\Organics Instrument\HIGHRES GCMS Completed Results Files\HR-5\1907\5-190717A2-0718ES.qld

Last Altered: Thursday, July 18, 2019 15:29:52 Eastern Daylight Time

Printed: Friday, September 06, 2019 17:37:28 Eastern Daylight Time

Name: 5-190717A17, Date: 17-Jul-2019, Time: 22:13:59, ID: WG3081836-1, Description: MB, Vial: Tray1:14





Quantify Sample Template Report

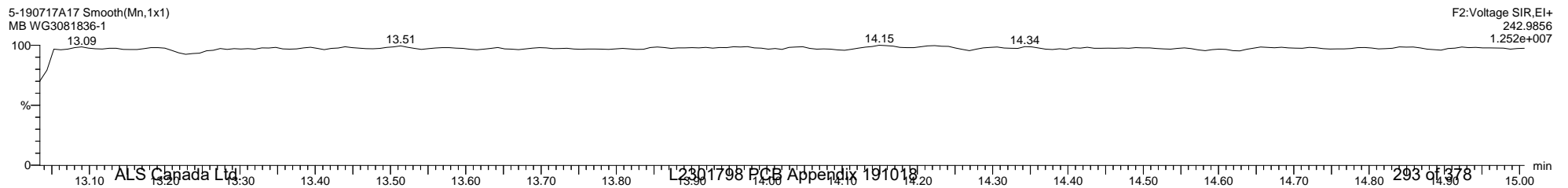
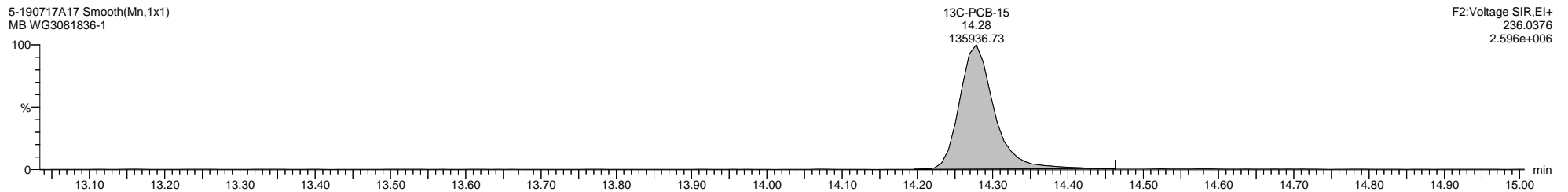

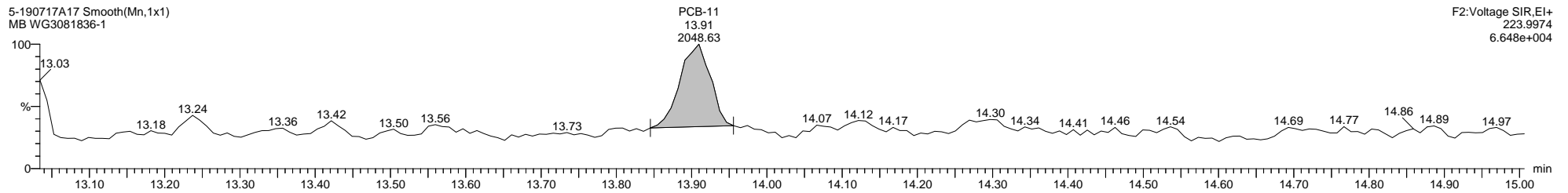
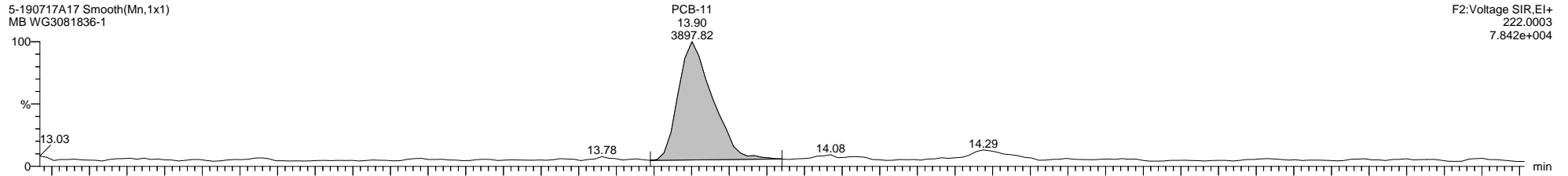
MassLynx MassLynx V4.1 SCN 901

Dataset: \\NABREWS002\Instdata\Organics Instrument\HIGHRES GCMS Completed Results Files\HR-5\190715-190717A2-0718ES.qld

Last Altered: Thursday, July 18, 2019 15:29:52 Eastern Daylight Time

Printed: Friday, September 06, 2019 17:37:28 Eastern Daylight Time

Name: 5-190717A17, Date: 17-Jul-2019, Time: 22:13:59, ID: WG3081836-1, Description: MB, Vial: Tray1:14



Quantify Sample Template Report

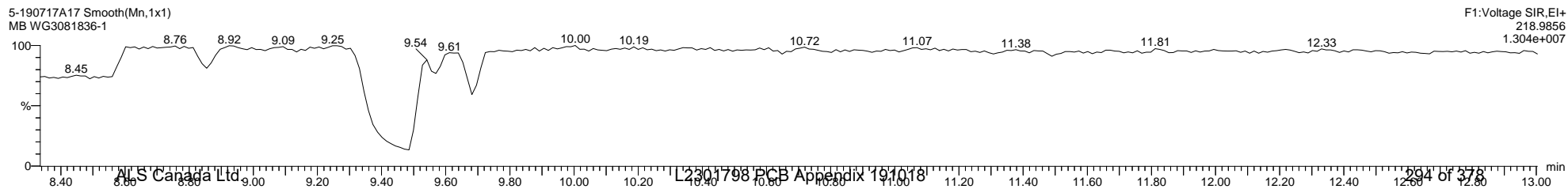
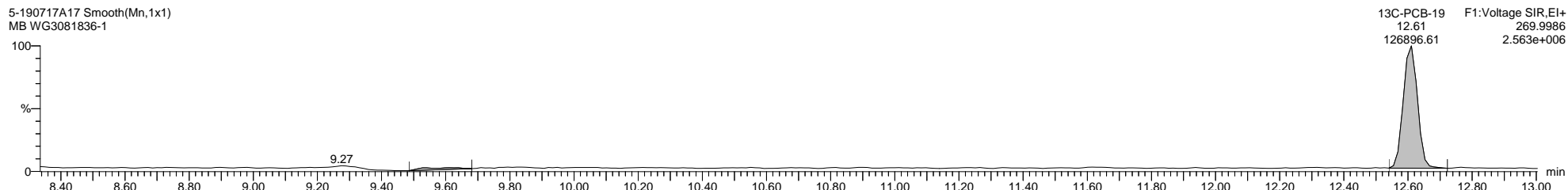
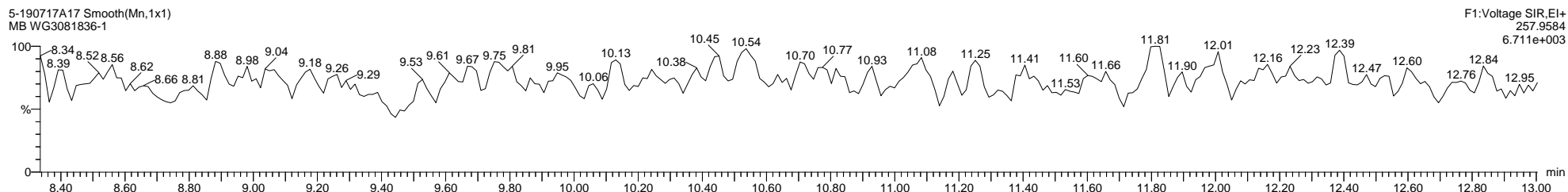
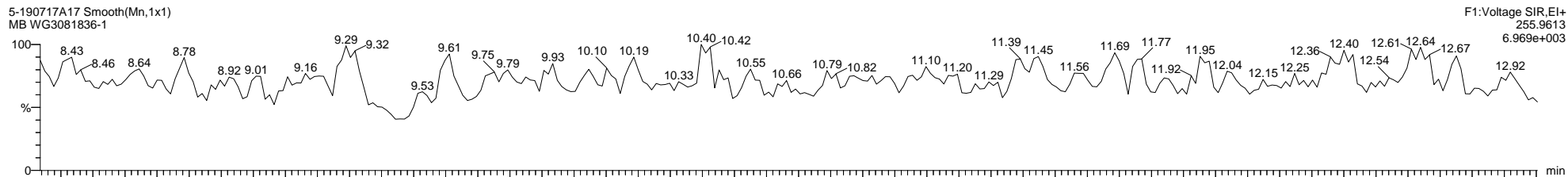
MassLynx MassLynx V4.1 SCN 901

Dataset: \\NABREWS002\Instdata\Organics Instrument\HIGHRES GCMS Completed Results Files\HR-5\190715-190717A2-0718ES.qld

Last Altered: Thursday, July 18, 2019 15:29:52 Eastern Daylight Time

Printed: Friday, September 06, 2019 17:37:28 Eastern Daylight Time

Name: 5-190717A17, Date: 17-Jul-2019, Time: 22:13:59, ID: WG3081836-1, Description: MB, Vial: Tray1:14

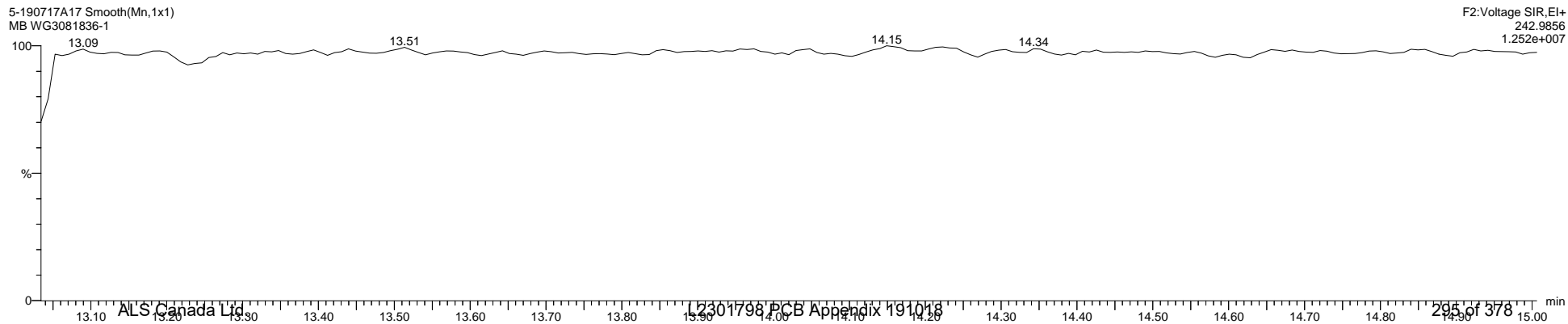
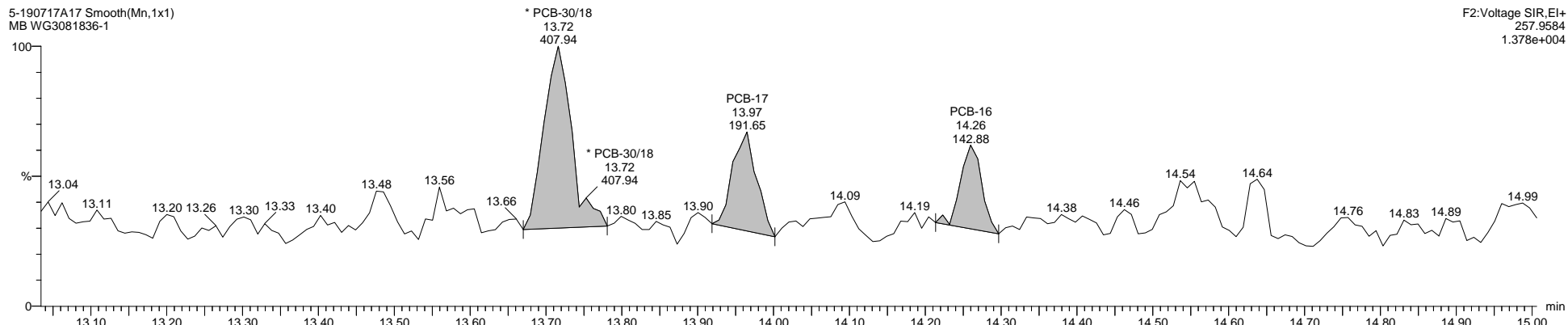
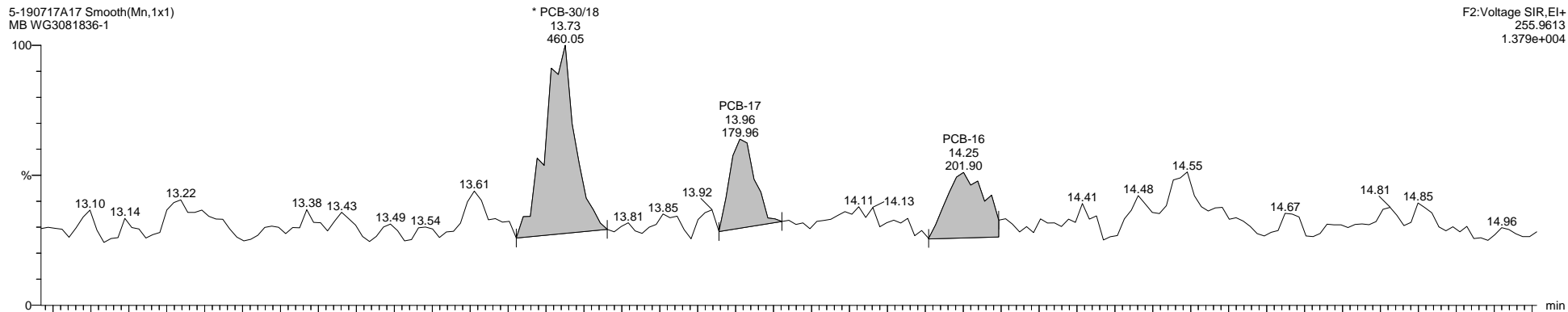


Dataset: \\NABREWS002\Instdata\Organics Instrument\HIGHRES GCMS Completed Results Files\HR-5\1907\5-190717A2-0718ES.qld

Last Altered: Thursday, July 18, 2019 15:29:52 Eastern Daylight Time

Printed: Friday, September 06, 2019 17:37:28 Eastern Daylight Time

Name: 5-190717A17, Date: 17-Jul-2019, Time: 22:13:59, ID: WG3081836-1, Description: MB, Vial: Tray1:14



Quantify Sample Template Report

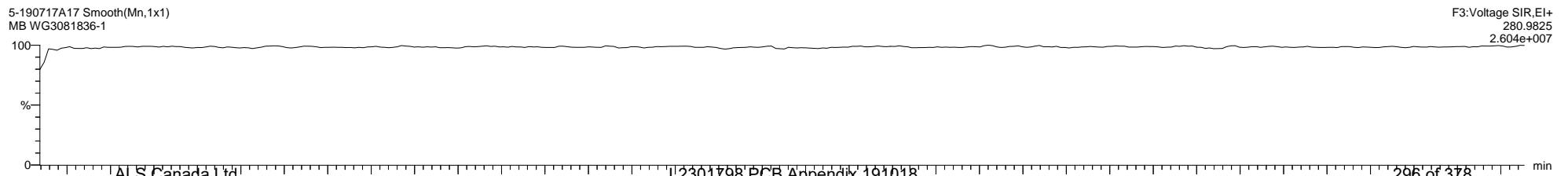
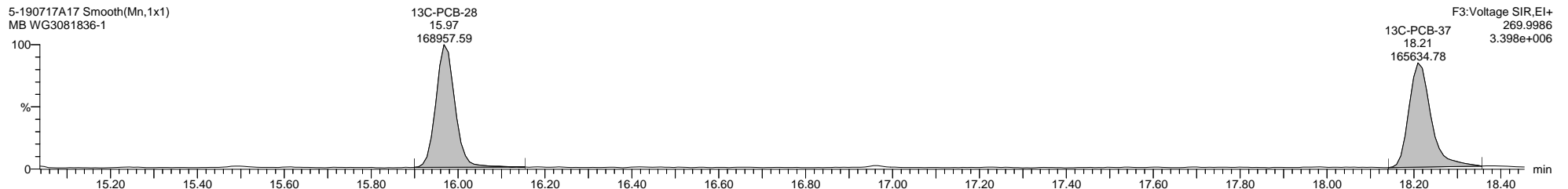
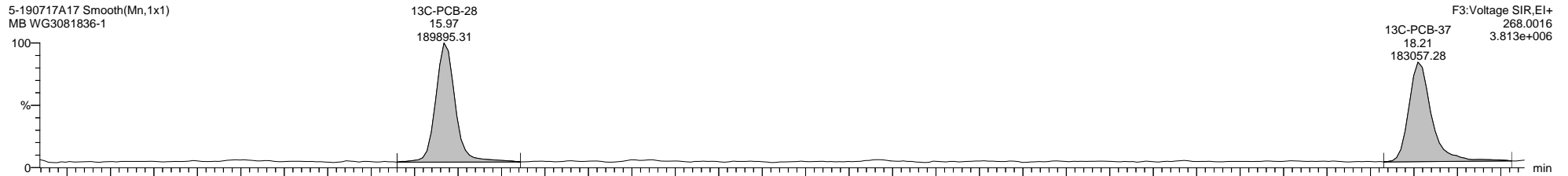
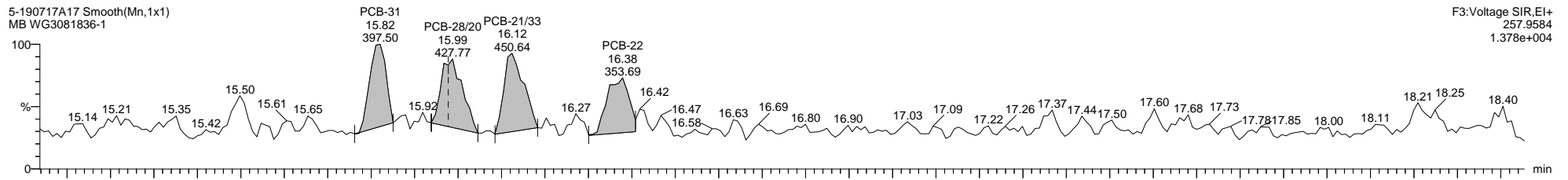
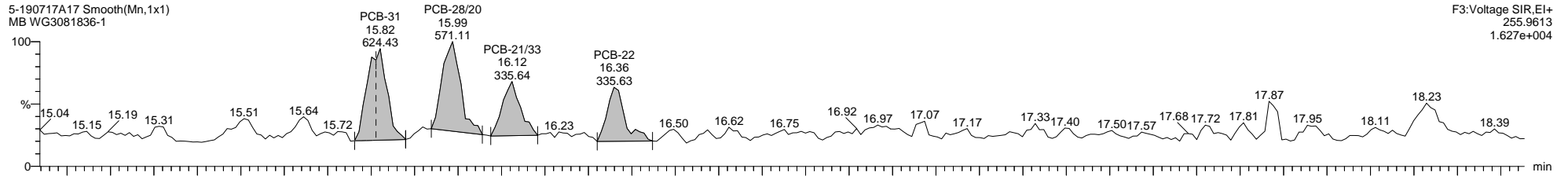
MassLynx MassLynx V4.1 SCN 901

Dataset: \\NABREWS002\Instdata\Organics Instrument\HIGHRES GCMS Completed Results Files\HR-5\1907\5-190717A2-0718ES.qld

Last Altered: Thursday, July 18, 2019 15:29:52 Eastern Daylight Time

Printed: Friday, September 06, 2019 17:37:28 Eastern Daylight Time

Name: 5-190717A17, Date: 17-Jul-2019, Time: 22:13:59, ID: WG3081836-1, Description: MB, Vial: Tray1:14



Quantify Sample Template Report

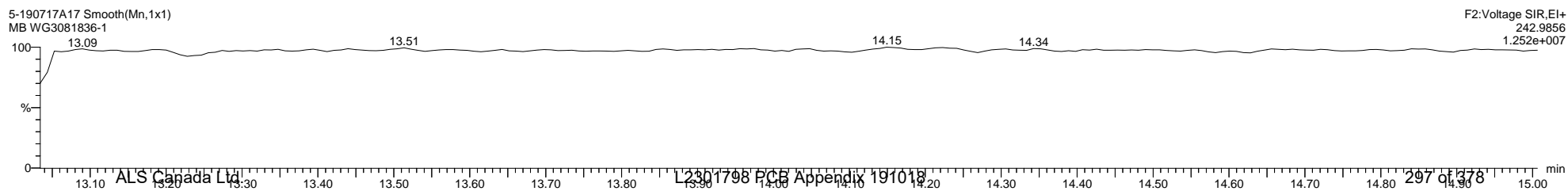
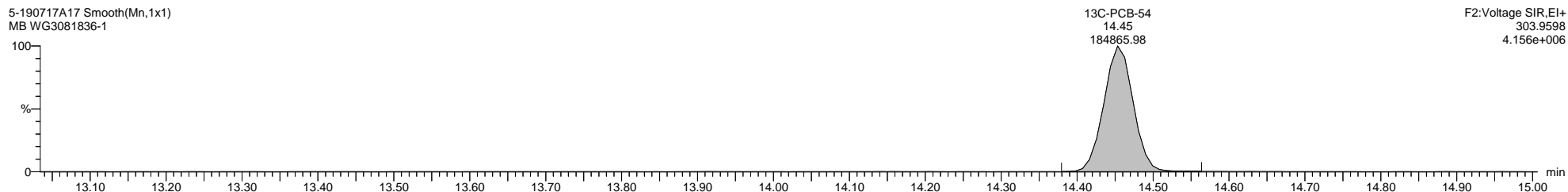

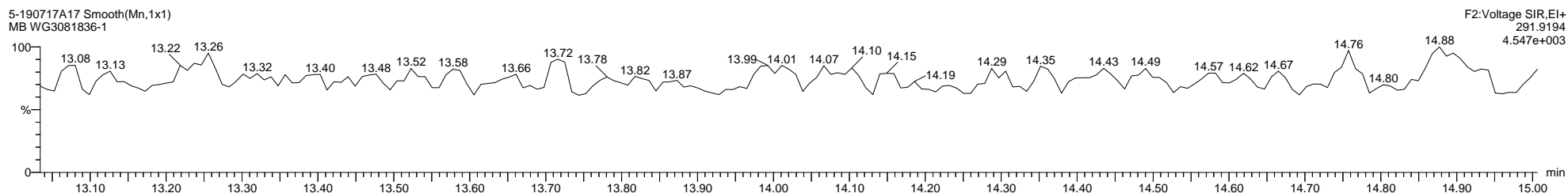
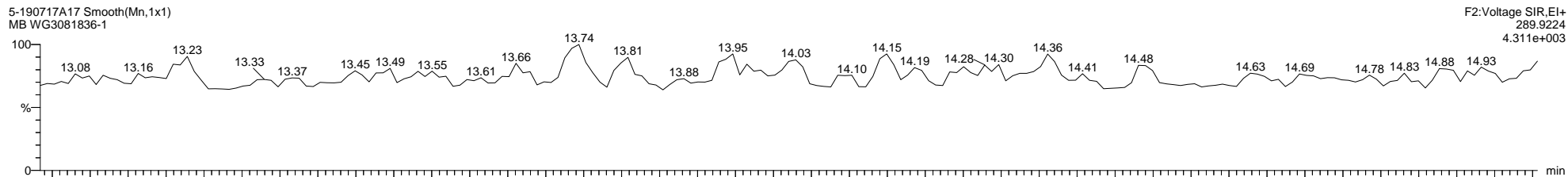
MassLynx MassLynx V4.1 SCN 901

Dataset: \\NABREWS002\Instdata\Organics Instrument\HIGHRES GCMS Completed Results Files\HR-5\1907\5-190717A2-0718ES.qld

Last Altered: Thursday, July 18, 2019 15:29:52 Eastern Daylight Time

Printed: Friday, September 06, 2019 17:37:28 Eastern Daylight Time

Name: 5-190717A17, Date: 17-Jul-2019, Time: 22:13:59, ID: WG3081836-1, Description: MB, Vial: Tray1:14

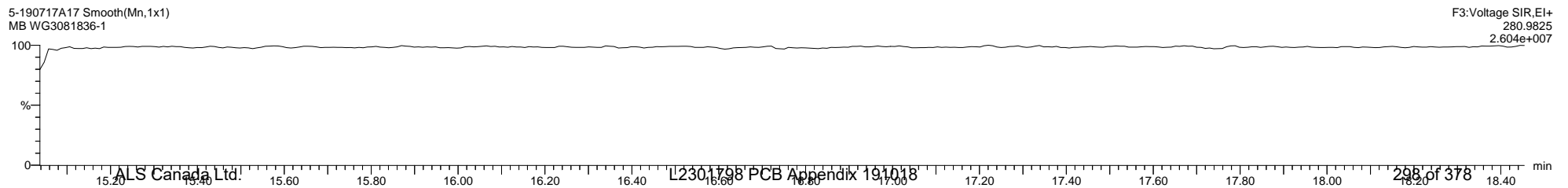
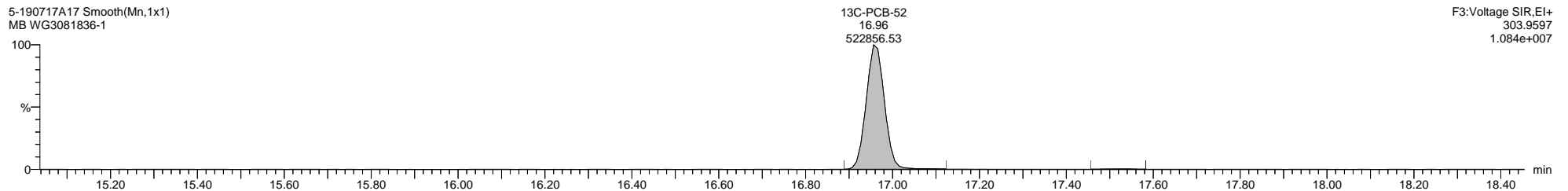
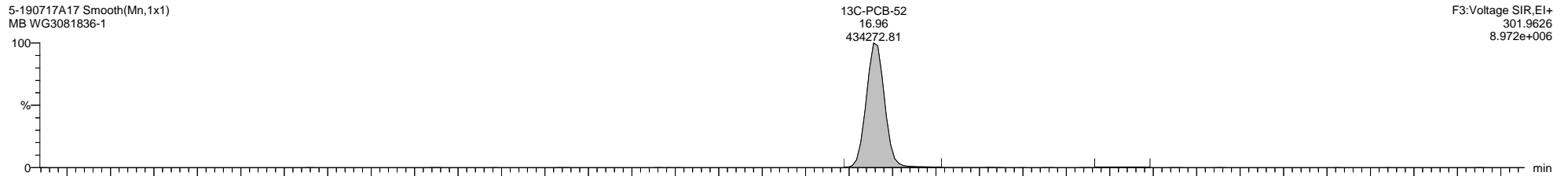
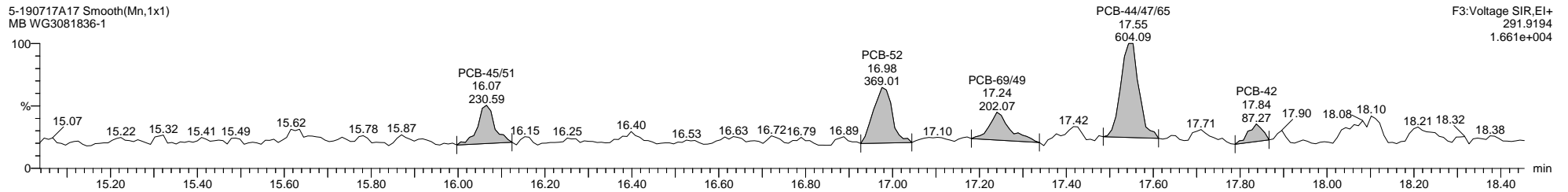
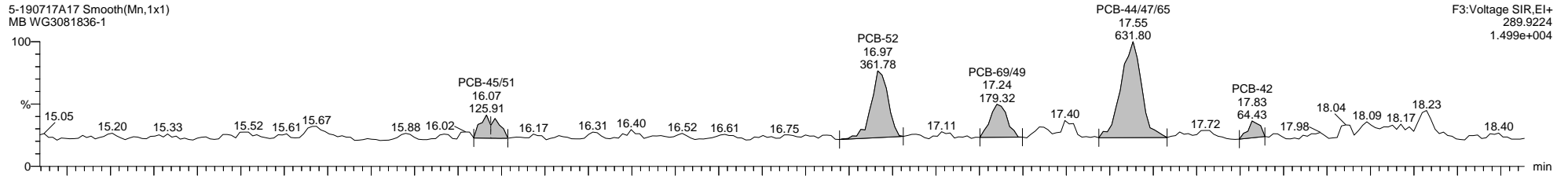


Dataset: \\NABREWS002\Instdata\Organics Instrument\HIGHRES GCMS Completed Results Files\HR-5\190715-190717A2-0718ES.qld

Last Altered: Thursday, July 18, 2019 15:29:52 Eastern Daylight Time

Printed: Friday, September 06, 2019 17:37:28 Eastern Daylight Time

Name: 5-190717A17, Date: 17-Jul-2019, Time: 22:13:59, ID: WG3081836-1, Description: MB, Vial: Tray1:14



Quantify Sample Template Report



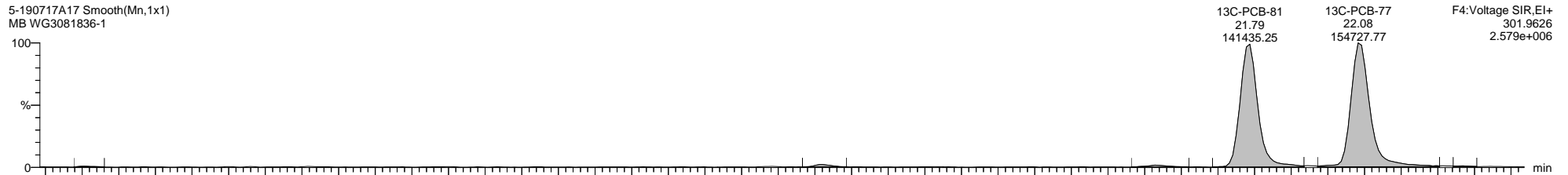
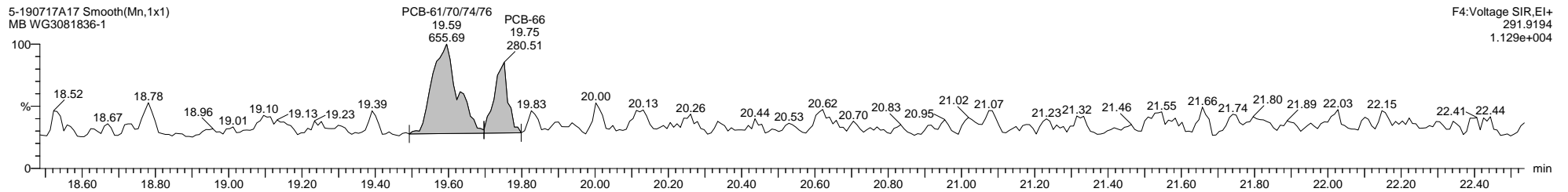
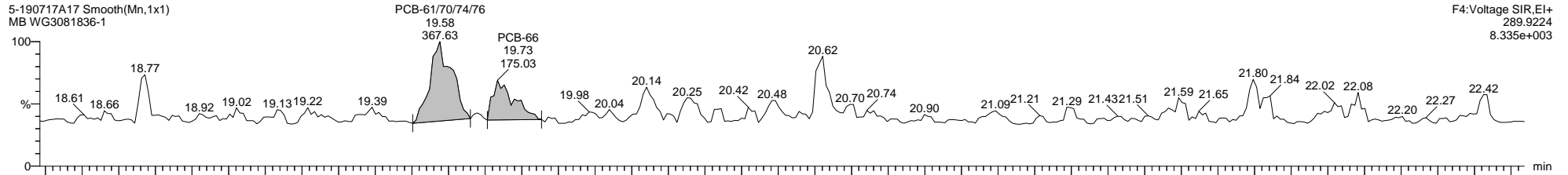
MassLynx MassLynx V4.1 SCN 901

Dataset: \\NABREWS002\Instdata\Organics Instrument\HIGHRES GCMS Completed Results Files\HR-5\1907\5-190717A2-0718ES.qld

Last Altered: Thursday, July 18, 2019 15:29:52 Eastern Daylight Time

Printed: Friday, September 06, 2019 17:37:28 Eastern Daylight Time

Name: 5-190717A17, Date: 17-Jul-2019, Time: 22:13:59, ID: WG3081836-1, Description: MB, Vial: Tray1:14


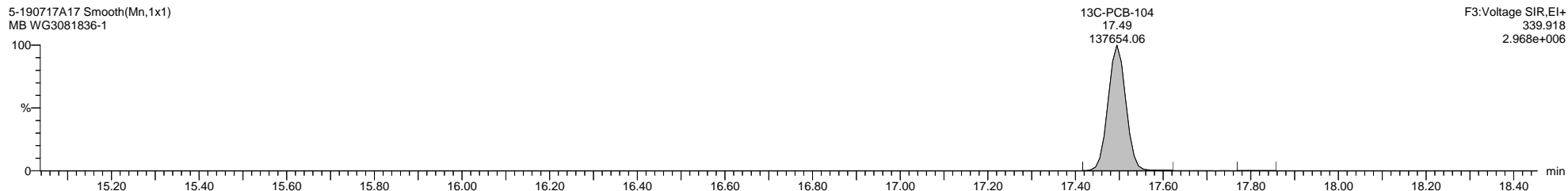

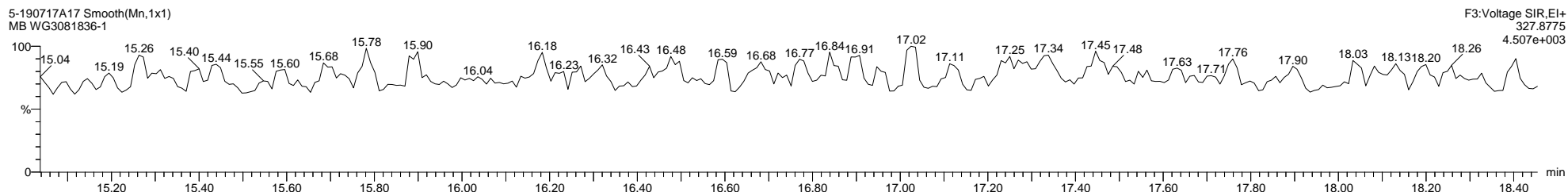
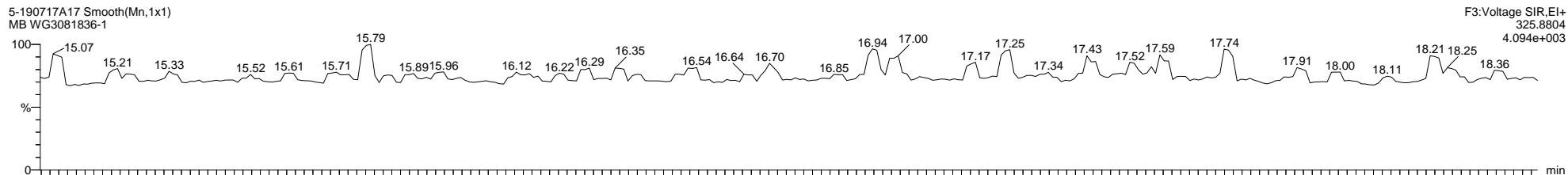


Dataset: \\NABREWS002\Instdata\Organics Instrument\HIGHRES GCMS Completed Results Files\HR-5\1907\5-190717A2-0718ES.qld

Last Altered: Thursday, July 18, 2019 15:29:52 Eastern Daylight Time

Printed: Friday, September 06, 2019 17:37:28 Eastern Daylight Time

Name: 5-190717A17, Date: 17-Jul-2019, Time: 22:13:59, ID: WG3081836-1, Description: MB, Vial: Tray1:14





Quantify Sample Template Report


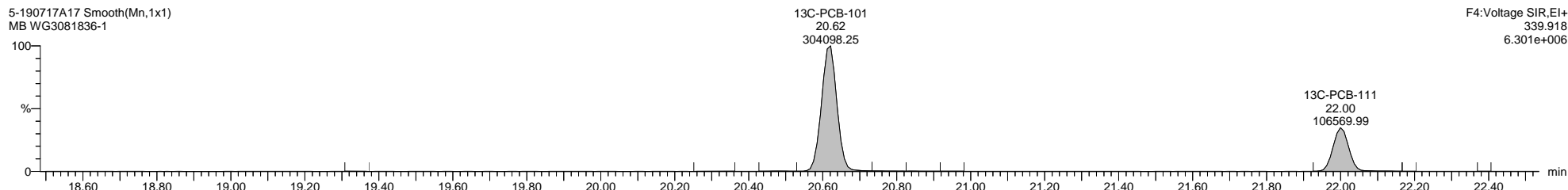
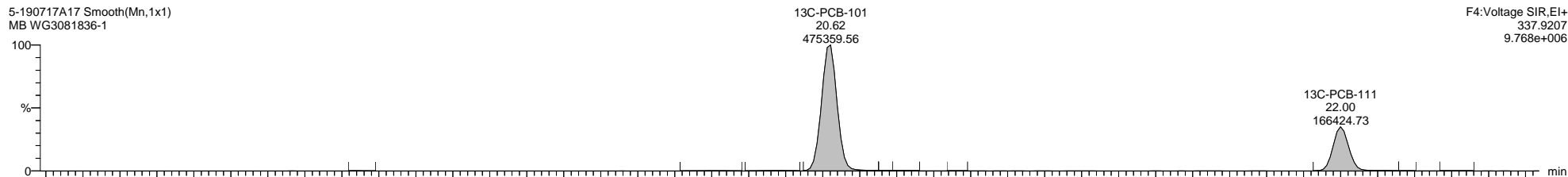
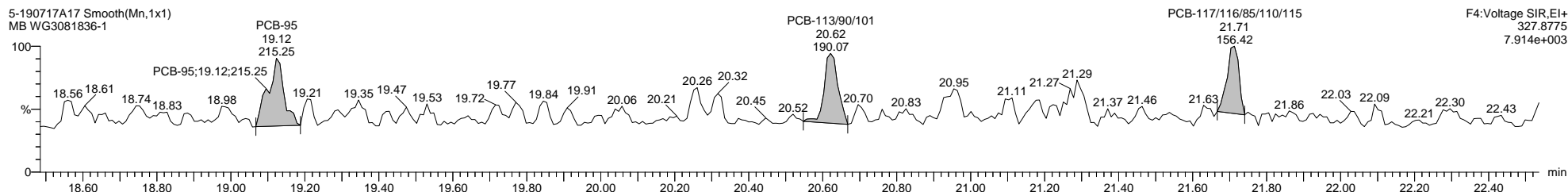
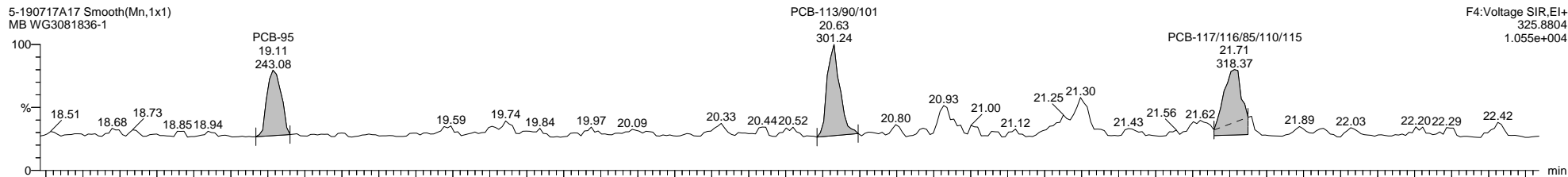
MassLynx MassLynx V4.1 SCN 901

Dataset: \\NABREWS002\Instdata\Organics Instrument\HIGHRES GCMS Completed Results Files\HR-5\190715-190717A2-0718ES.qld

Last Altered: Thursday, July 18, 2019 15:29:52 Eastern Daylight Time

Printed: Friday, September 06, 2019 17:37:28 Eastern Daylight Time

Name: 5-190717A17, Date: 17-Jul-2019, Time: 22:13:59, ID: WG3081836-1, Description: MB, Vial: Tray1:14



Quantify Sample Template Report

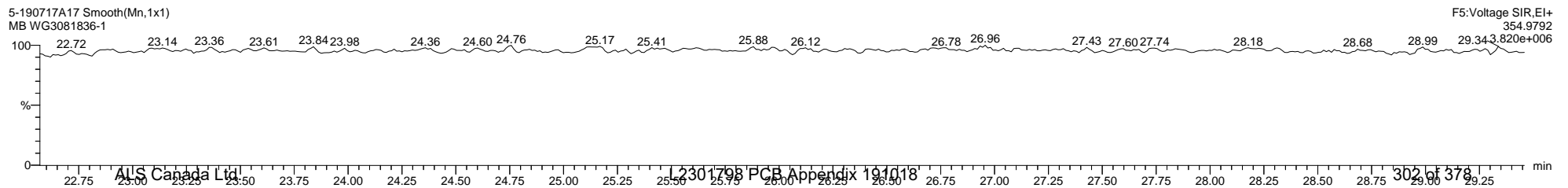
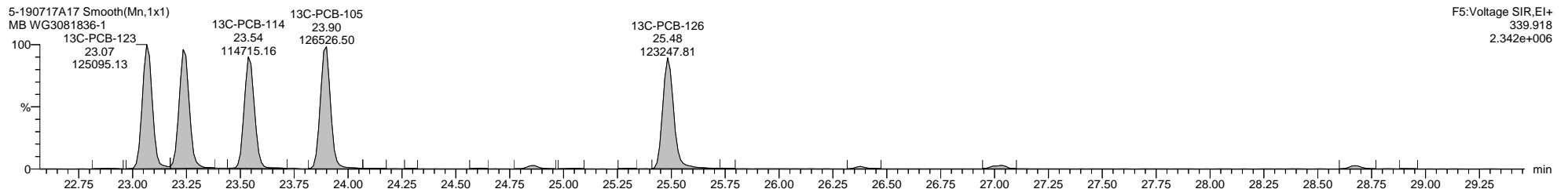
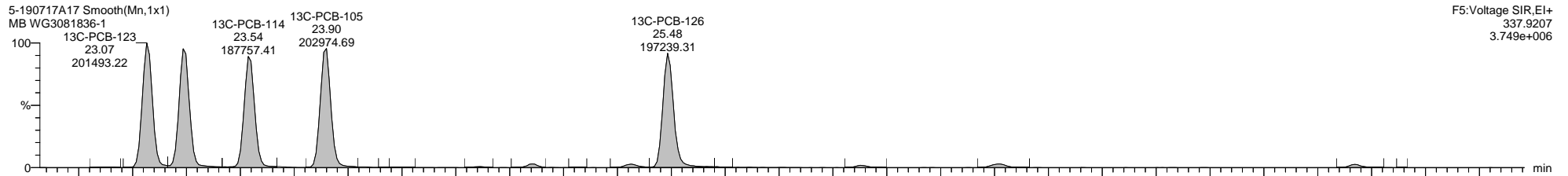
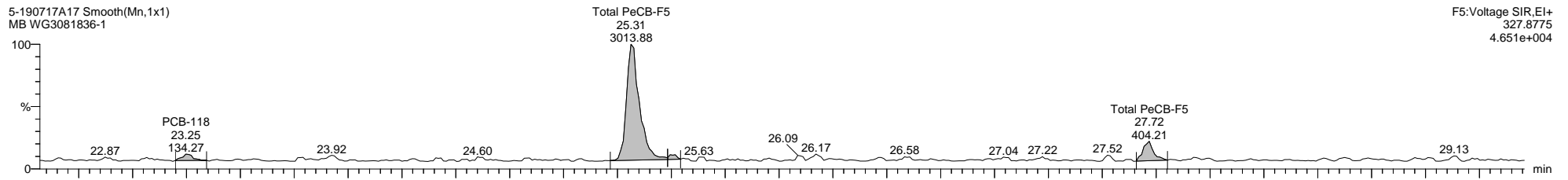
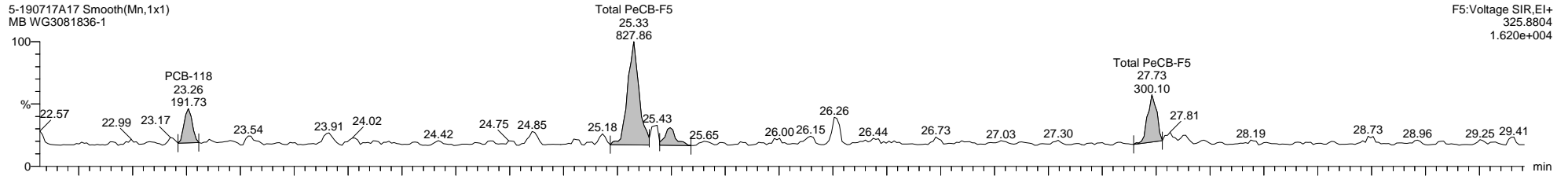
MassLynx MassLynx V4.1 SCN 901

Dataset: \\NABREWS002\Instdata\Organics Instrument\HIGHRES GCMS Completed Results Files\HR-5\1907\5-190717A2-0718ES.qld

Last Altered: Thursday, July 18, 2019 15:29:52 Eastern Daylight Time

Printed: Friday, September 06, 2019 17:37:28 Eastern Daylight Time

Name: 5-190717A17, Date: 17-Jul-2019, Time: 22:13:59, ID: WG3081836-1, Description: MB, Vial: Tray1:14



Quantify Sample Template Report


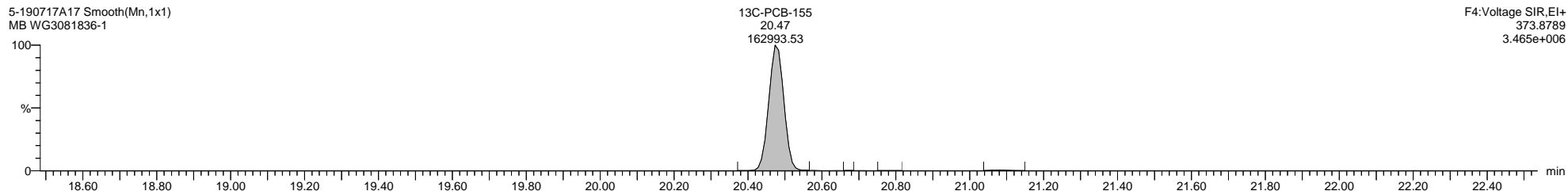
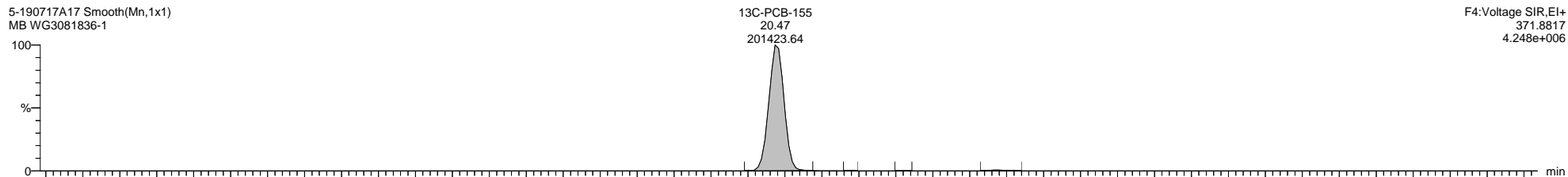
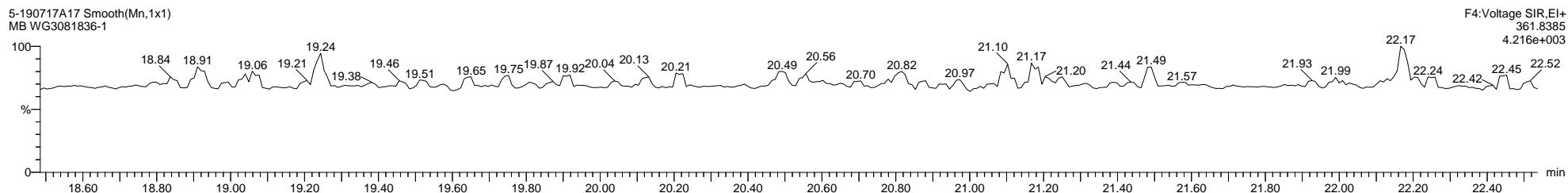
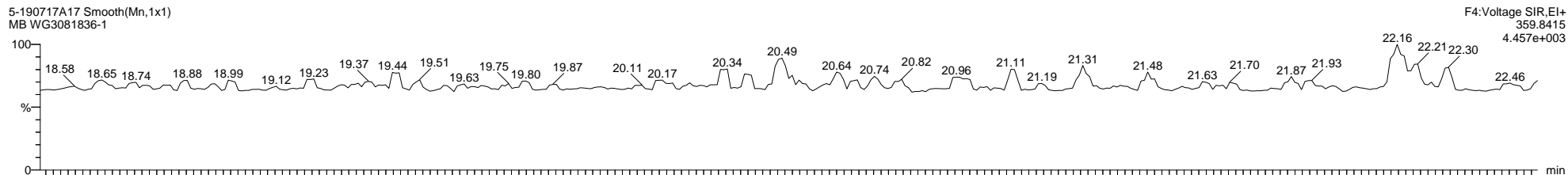
MassLynx MassLynx V4.1 SCN 901

Dataset: \\NABREWS002\Instdata\Organics Instrument\HIGHRES GCMS Completed Results Files\HR-5\1907\5-190717A2-0718ES.qld

Last Altered: Thursday, July 18, 2019 15:29:52 Eastern Daylight Time

Printed: Friday, September 06, 2019 17:37:28 Eastern Daylight Time

Name: 5-190717A17, Date: 17-Jul-2019, Time: 22:13:59, ID: WG3081836-1, Description: MB, Vial: Tray1:14



Quantify Sample Template Report

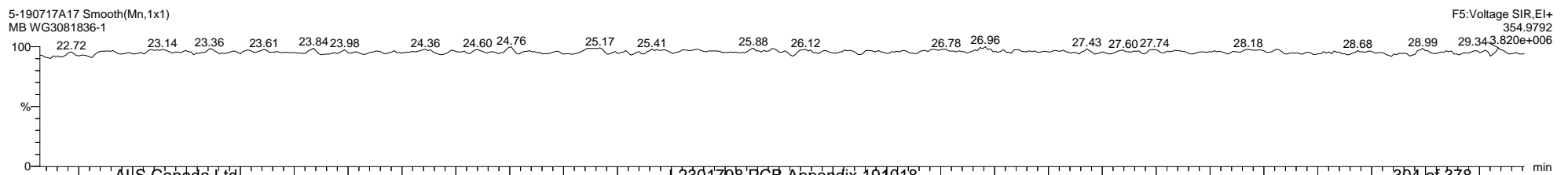
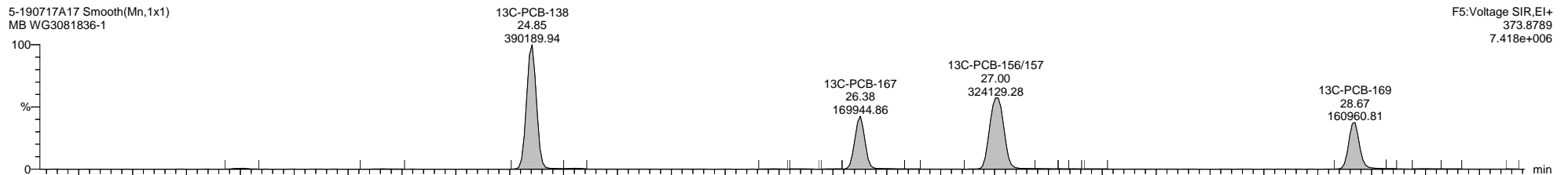
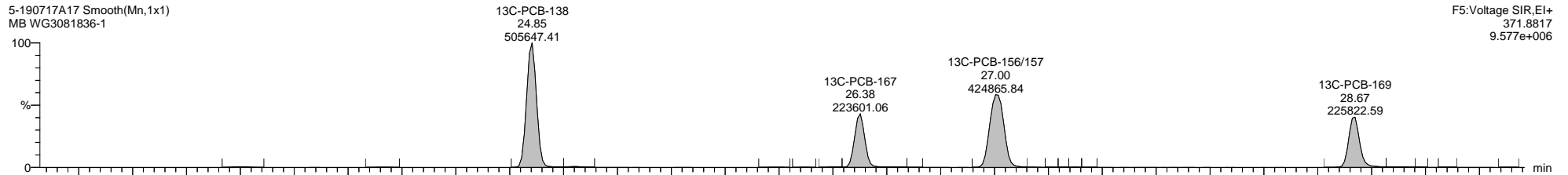
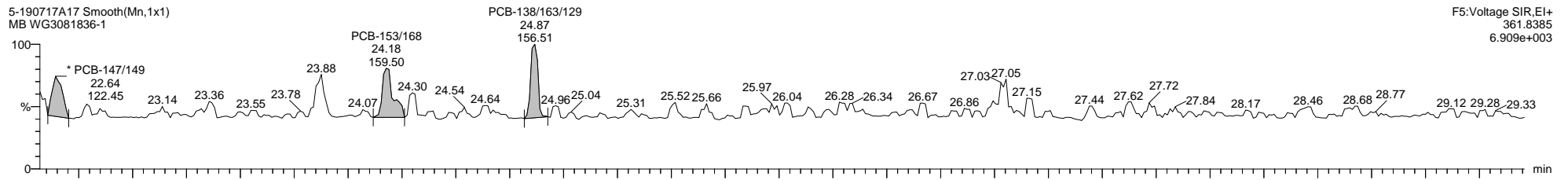
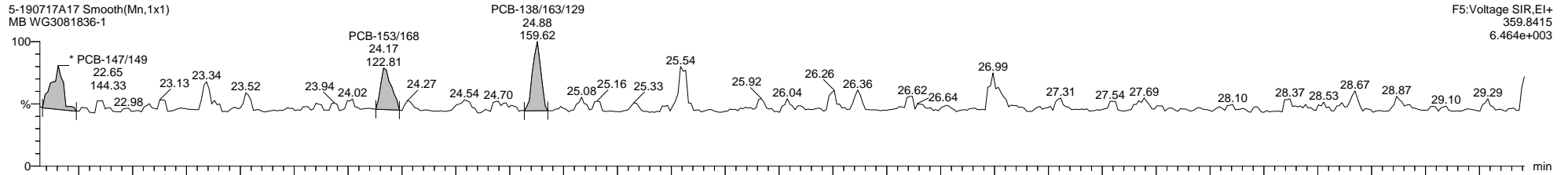
MassLynx MassLynx V4.1 SCN 901

Dataset: \\NABREWS002\Instdata\Organics Instrument\HIGHRES GCMS Completed Results Files\HR-5\190715-190717A2-0718ES.qld

Last Altered: Thursday, July 18, 2019 15:29:52 Eastern Daylight Time

Printed: Friday, September 06, 2019 17:37:28 Eastern Daylight Time

Name: 5-190717A17, Date: 17-Jul-2019, Time: 22:13:59, ID: WG3081836-1, Description: MB, Vial: Tray1:14



Quantify Sample Template Report

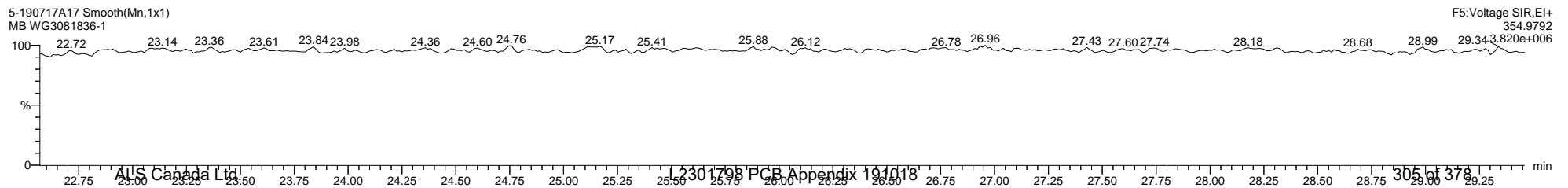
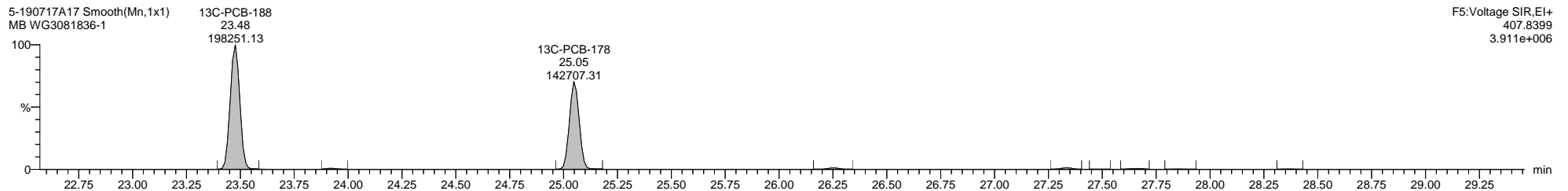
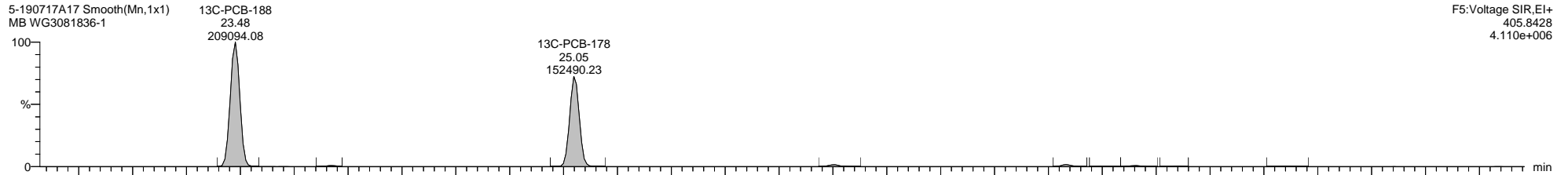
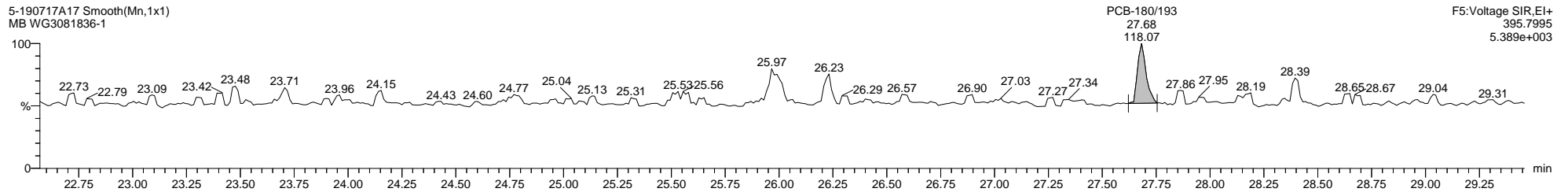
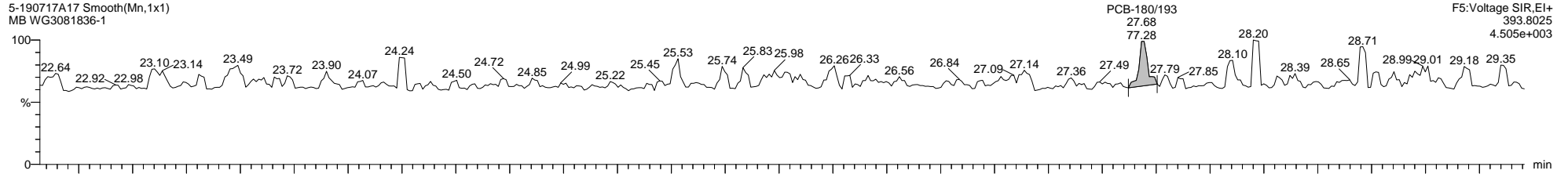
MassLynx MassLynx V4.1 SCN 901

Dataset: \\NABREWS002\Instdata\Organics Instrument\HIGHRES GCMS Completed Results Files\HR-5\1907\5-190717A2-0718ES.qld

Last Altered: Thursday, July 18, 2019 15:29:52 Eastern Daylight Time

Printed: Friday, September 06, 2019 17:37:28 Eastern Daylight Time

Name: 5-190717A17, Date: 17-Jul-2019, Time: 22:13:59, ID: WG3081836-1, Description: MB, Vial: Tray1:14



Quantify Sample Template Report

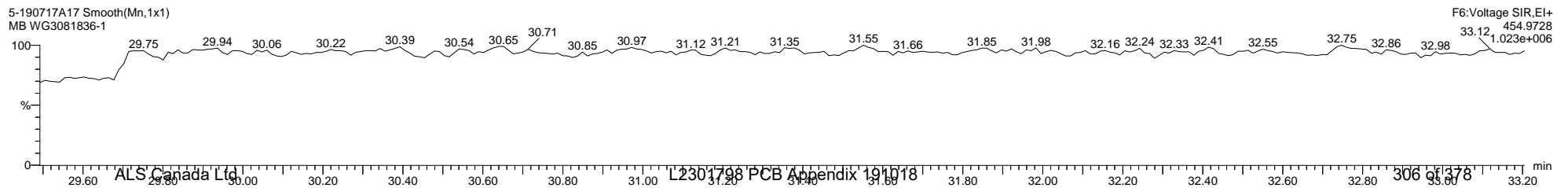
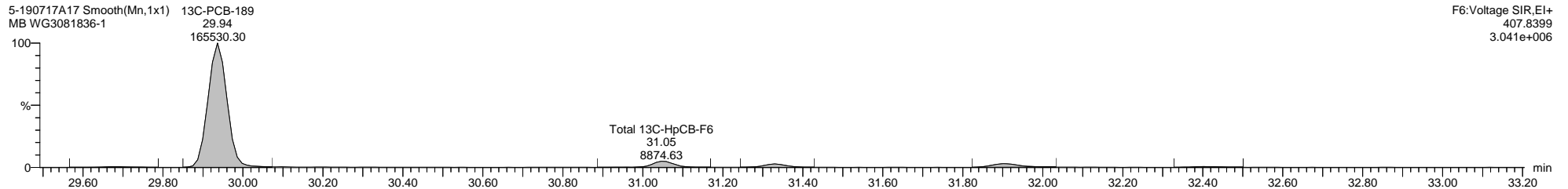
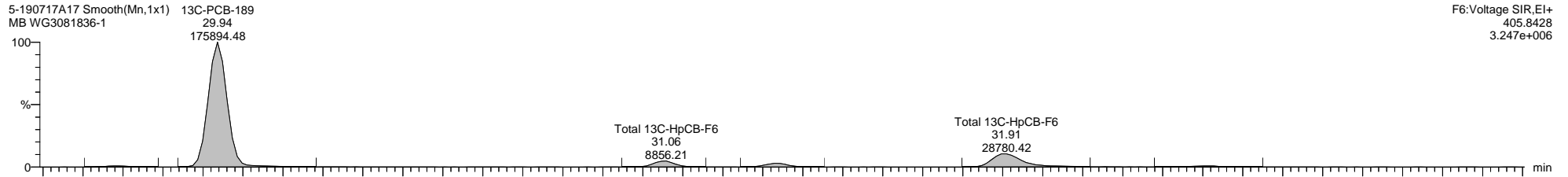
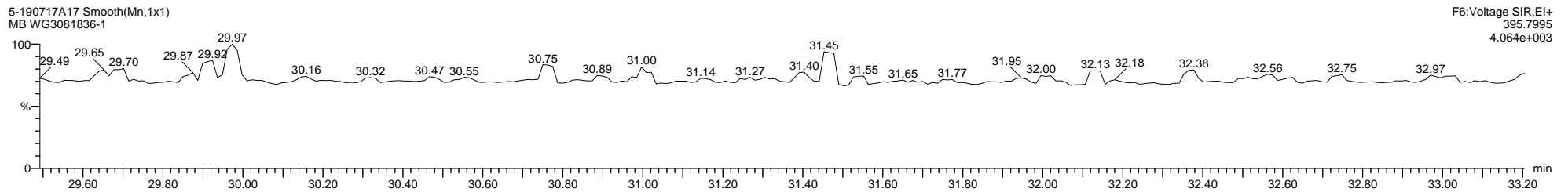
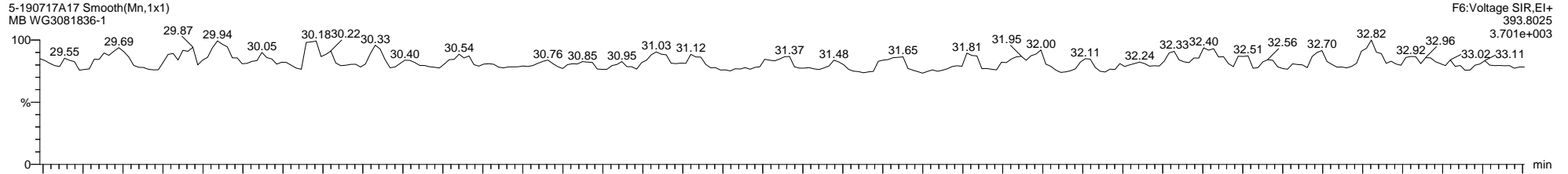
MassLynx MassLynx V4.1 SCN 901

Dataset: \\NABREWS002\Instdata\Organics Instrument\HIGHRES GCMS Completed Results Files\HR-5\190715-190717A2-0718ES.qld

Last Altered: Thursday, July 18, 2019 15:29:52 Eastern Daylight Time

Printed: Friday, September 06, 2019 17:37:28 Eastern Daylight Time

Name: 5-190717A17, Date: 17-Jul-2019, Time: 22:13:59, ID: WG3081836-1, Description: MB, Vial: Tray1:14

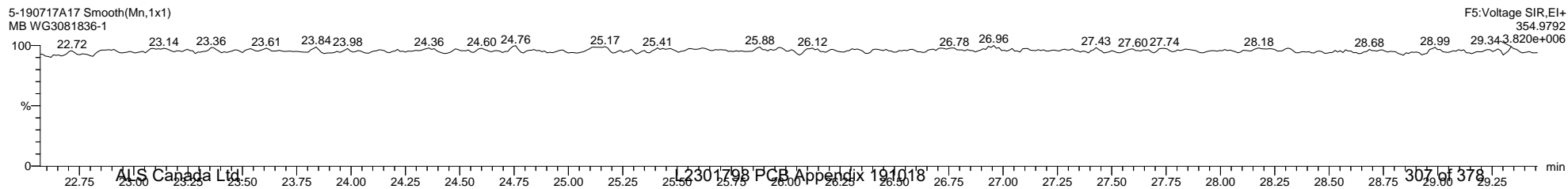
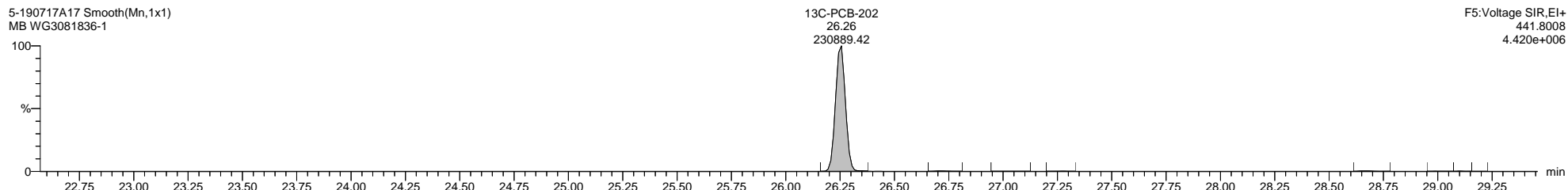
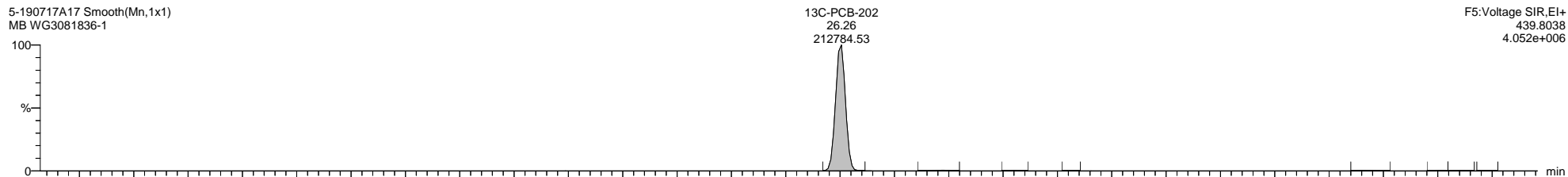
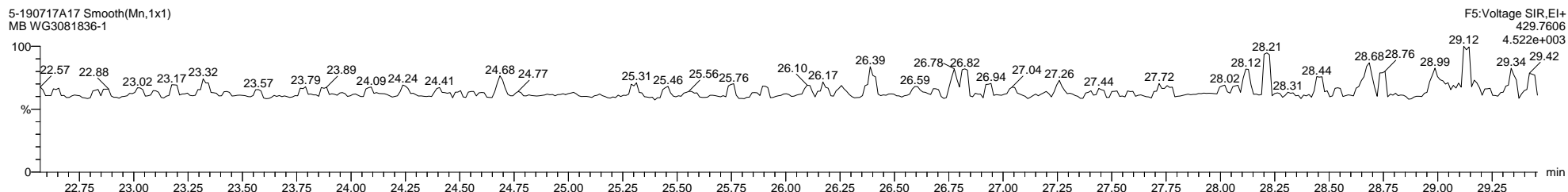
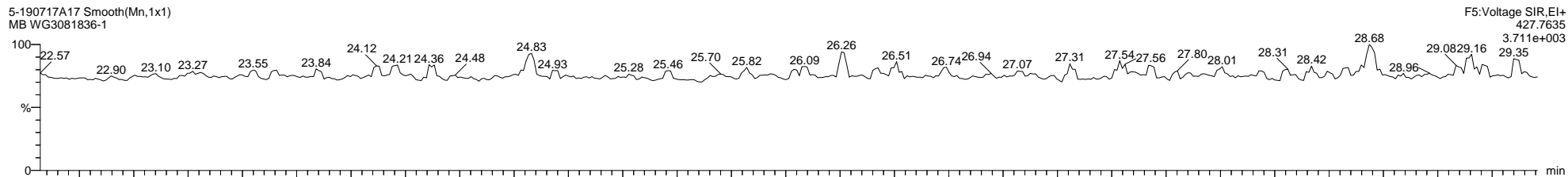


Dataset: \\NABREWS002\Instdata\Organics Instrument\HIGHRES GCMS Completed Results Files\HR-5\190715-190717A2-0718ES.qld

Last Altered: Thursday, July 18, 2019 15:29:52 Eastern Daylight Time

Printed: Friday, September 06, 2019 17:37:28 Eastern Daylight Time

Name: 5-190717A17, Date: 17-Jul-2019, Time: 22:13:59, ID: WG3081836-1, Description: MB, Vial: Tray1:14



Quantify Sample Template Report

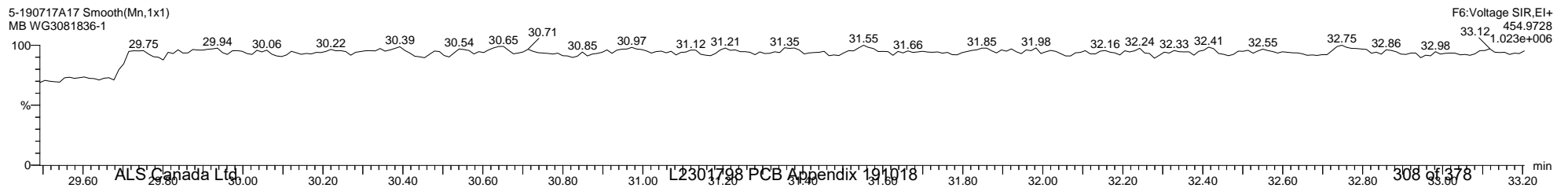
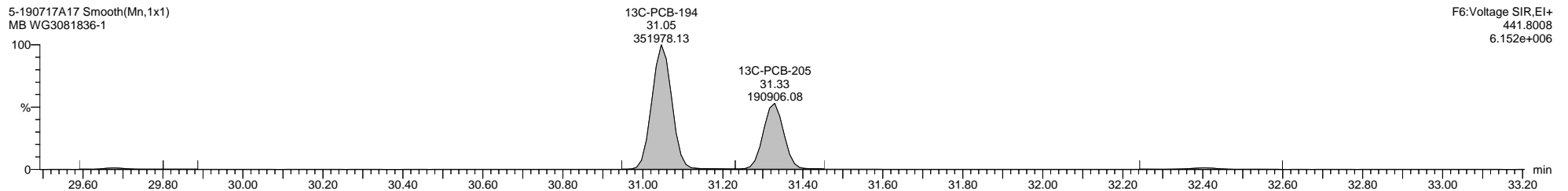
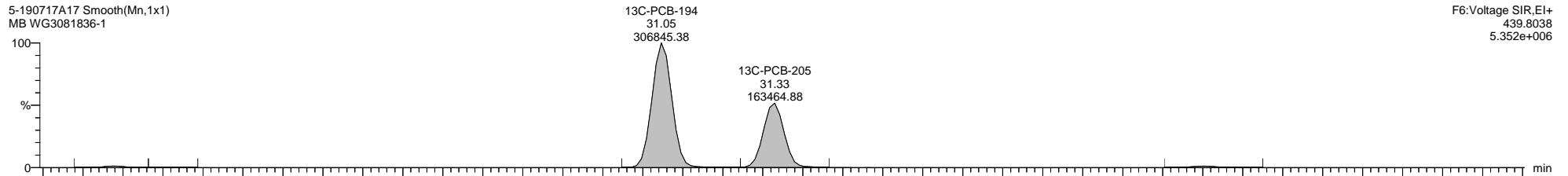
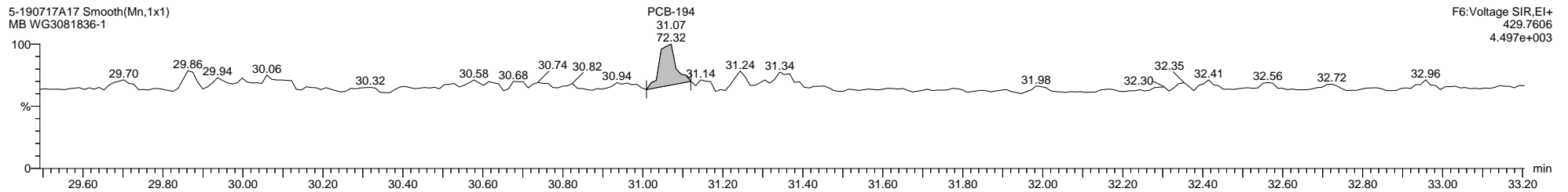
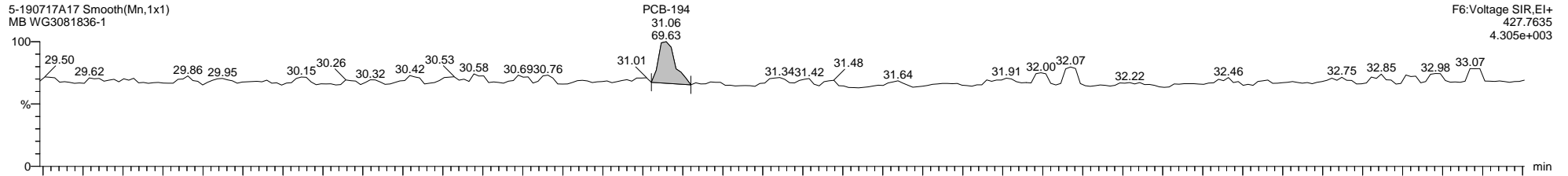
MassLynx MassLynx V4.1 SCN 901

Dataset: \\NABREWS002\Instdata\Organics Instrument\HIGHRES GCMS Completed Results Files\HR-5\1907\5-190717A2-0718ES.qld

Last Altered: Thursday, July 18, 2019 15:29:52 Eastern Daylight Time

Printed: Friday, September 06, 2019 17:37:28 Eastern Daylight Time

Name: 5-190717A17, Date: 17-Jul-2019, Time: 22:13:59, ID: WG3081836-1, Description: MB, Vial: Tray1:14





Quantify Sample Template Report

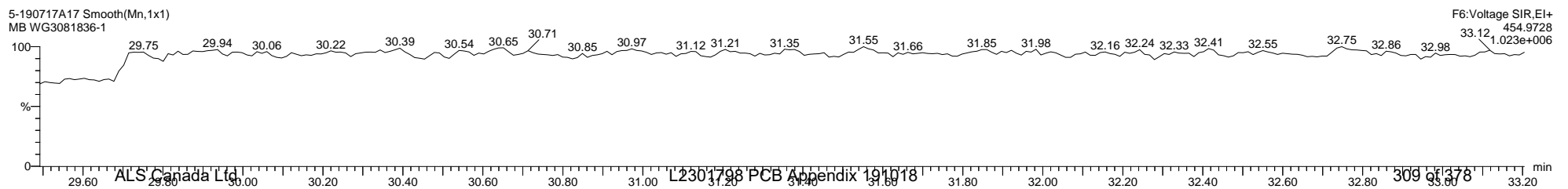
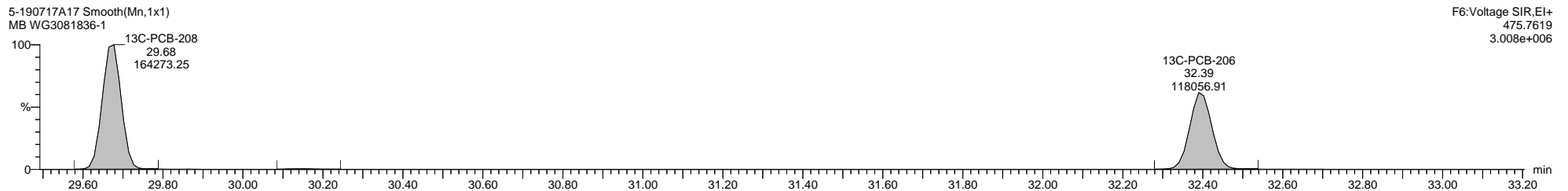

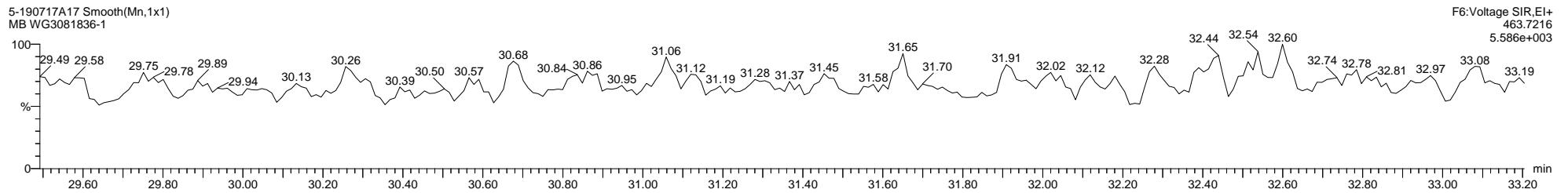
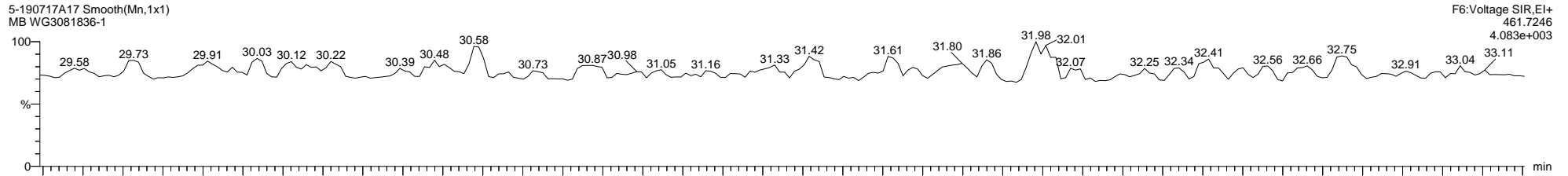
MassLynx MassLynx V4.1 SCN 901

Dataset: \\NABREWS002\Instdata\Organics Instrument\HIGHRES GCMS Completed Results Files\HR-5\1907\5-190717A2-0718ES.qld

Last Altered: Thursday, July 18, 2019 15:29:52 Eastern Daylight Time

Printed: Friday, September 06, 2019 17:37:28 Eastern Daylight Time

Name: 5-190717A17, Date: 17-Jul-2019, Time: 22:13:59, ID: WG3081836-1, Description: MB, Vial: Tray1:14

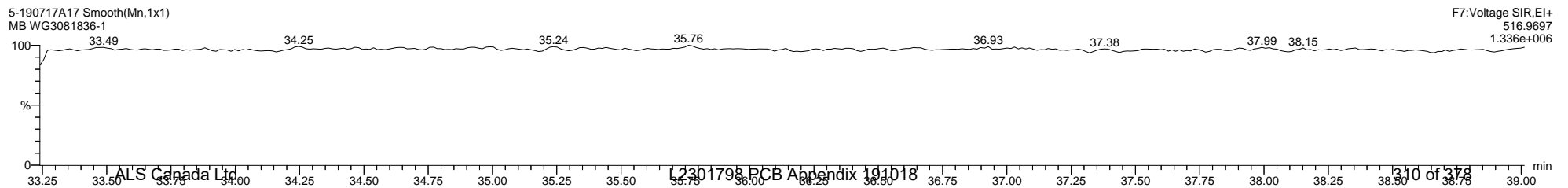
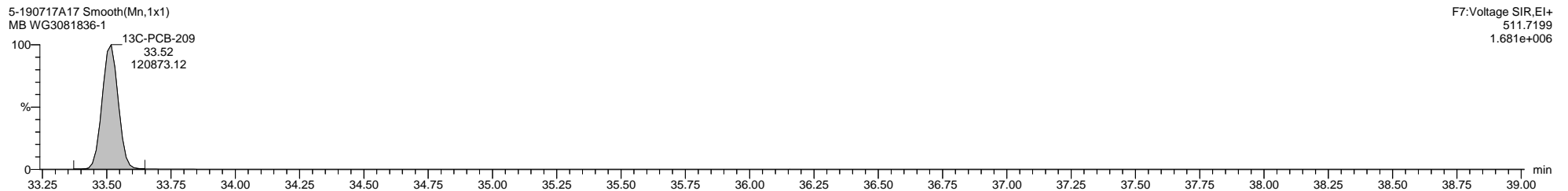
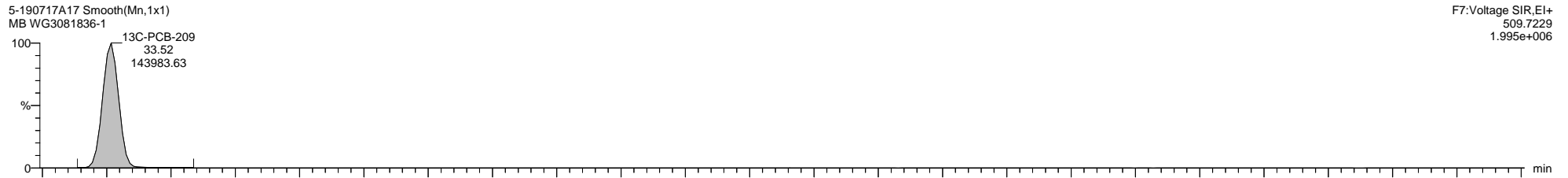
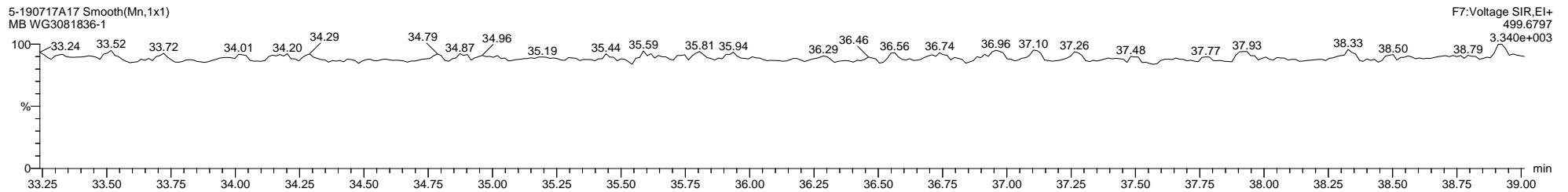
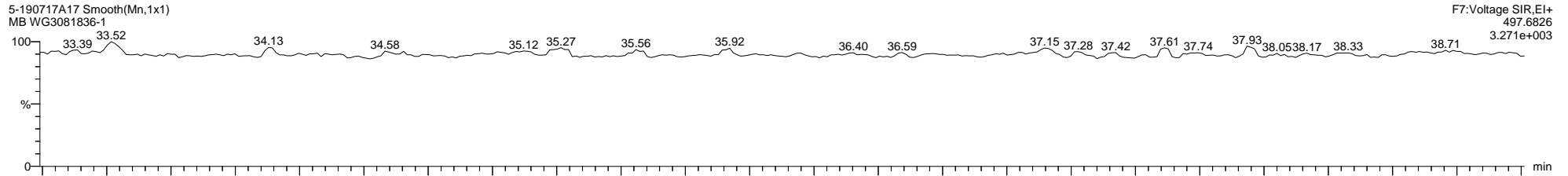


Dataset: \\NABREWS002\Instdata\Organics Instrument\HIGHRES GCMS Completed Results Files\HR-5\1907\5-190717A2-0718ES.qld

Last Altered: Thursday, July 18, 2019 15:29:52 Eastern Daylight Time

Printed: Friday, September 06, 2019 17:37:28 Eastern Daylight Time

Name: 5-190717A17, Date: 17-Jul-2019, Time: 22:13:59, ID: WG3081836-1, Description: MB, Vial: Tray1:14



Quantify Sample Template Report

MassLynx MassLynx V4.1 SCN 901

Dataset: \\NABREWS002\Instdata\Organics Instrument\HIGHRES GCMS Completed Results Files\HR-5\1907\5-190717A2-0718ES.qld

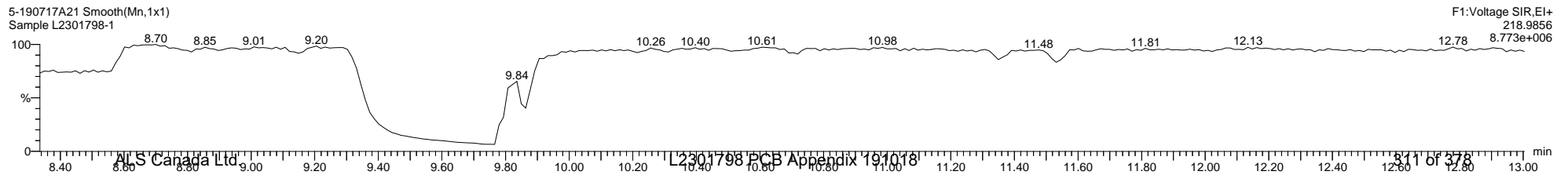
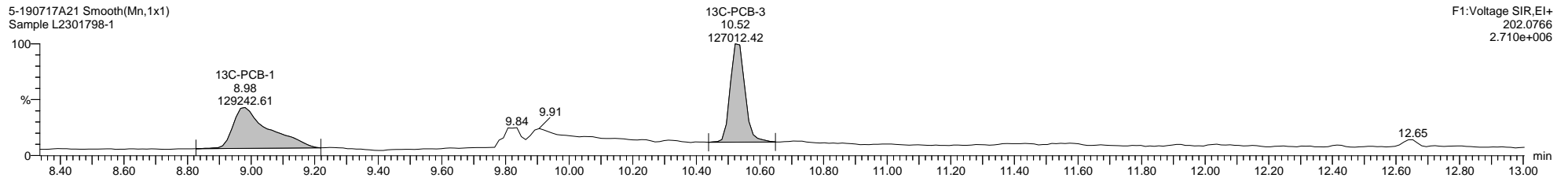
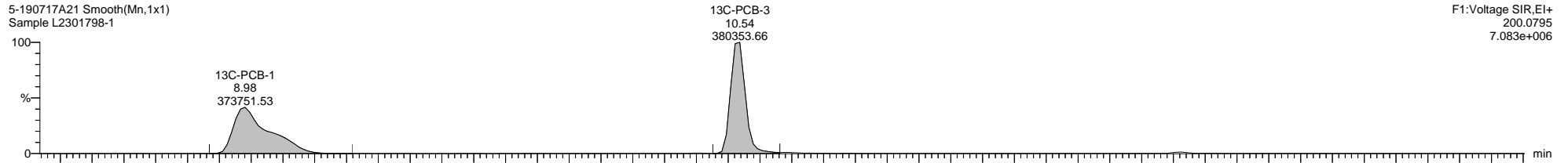
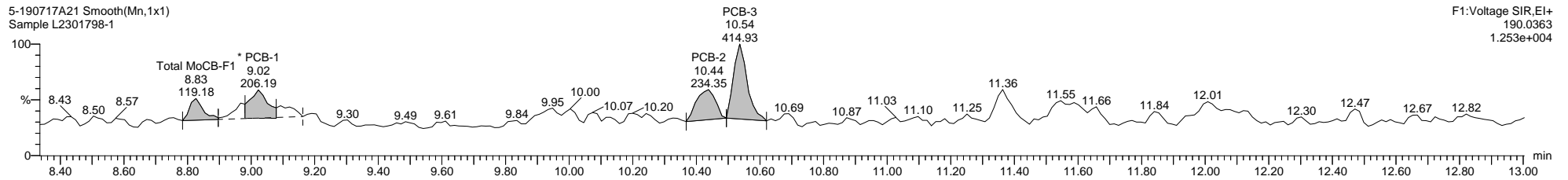
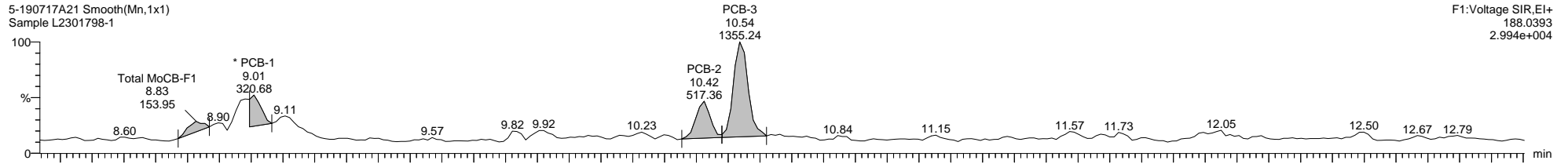
Last Altered: Thursday, July 18, 2019 15:29:52 Eastern Daylight Time

Printed: Friday, September 06, 2019 17:37:28 Eastern Daylight Time

Method: C:\MassLynx\PCB.PRO\MethDB\1668-OCTYL-1-209-190718.mdb 11 Jul 2019 12:10:30

Calibration: 18 Jul 2019 15:29:52

Name: 5-190717A21, Date: 18-Jul-2019, Time: 01:02:19, ID: L2301798-1, Description: Sample, Vial: Tray1:18



Quantify Sample Template Report

MassLynx MassLynx V4.1 SCN 901

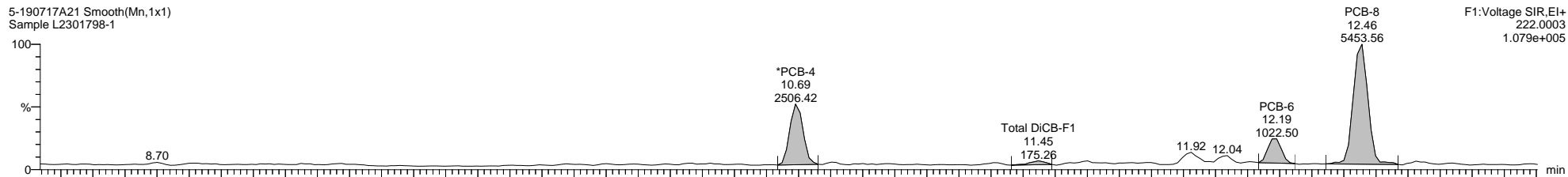
Dataset: \\NABREWS002\Instdata\Organics Instrument\HIGHRES GCMS Completed Results Files\HR-5\1907\5-190717A2-0718ES.qld

Last Altered: Thursday, July 18, 2019 15:29:52 Eastern Daylight Time

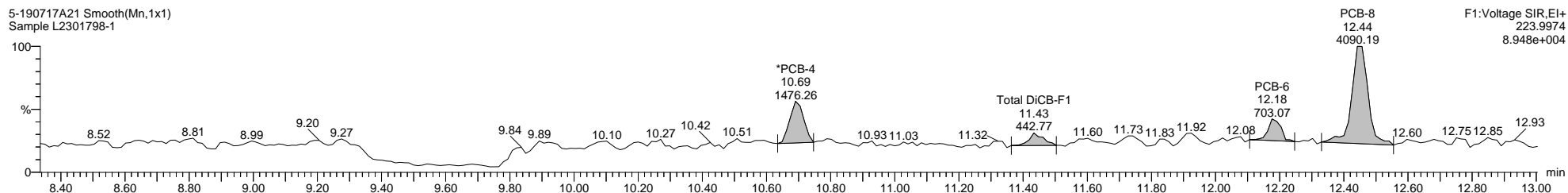
Printed: Friday, September 06, 2019 17:37:28 Eastern Daylight Time

Name: 5-190717A21, Date: 18-Jul-2019, Time: 01:02:19, ID: L2301798-1, Description: Sample, Vial: Tray1:18

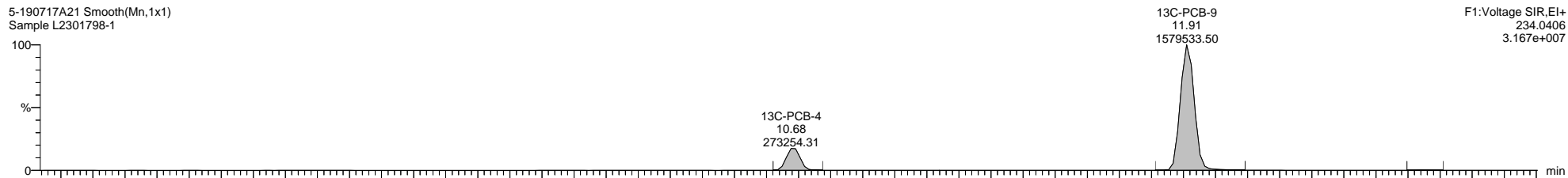
5-190717A21 Smooth(Mn,1x1)  
Sample L2301798-1



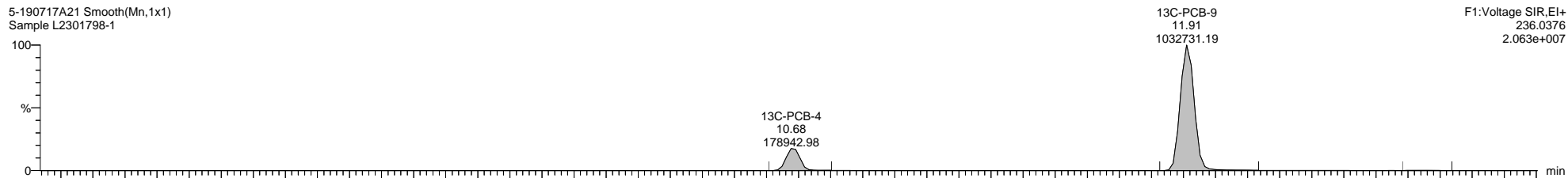
5-190717A21 Smooth(Mn,1x1)  
Sample L2301798-1



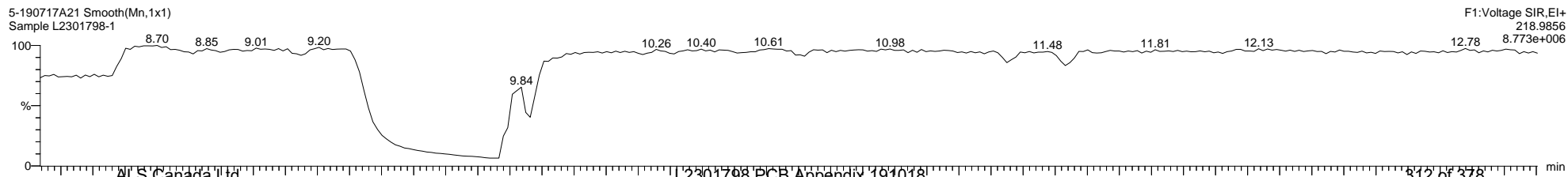
5-190717A21 Smooth(Mn,1x1)  
Sample L2301798-1



5-190717A21 Smooth(Mn,1x1)  
Sample L2301798-1



5-190717A21 Smooth(Mn,1x1)  
Sample L2301798-1



Quantify Sample Template Report

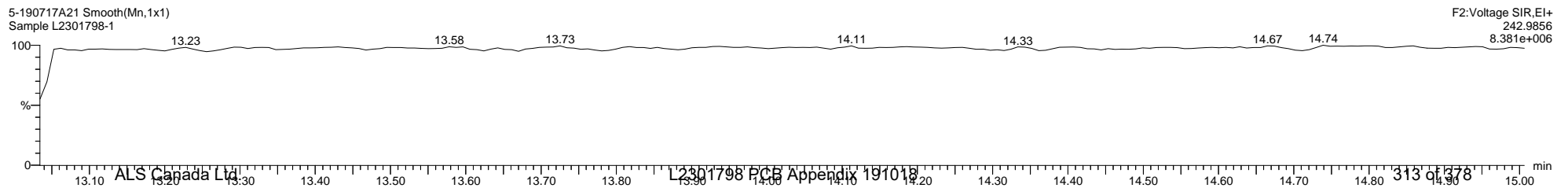
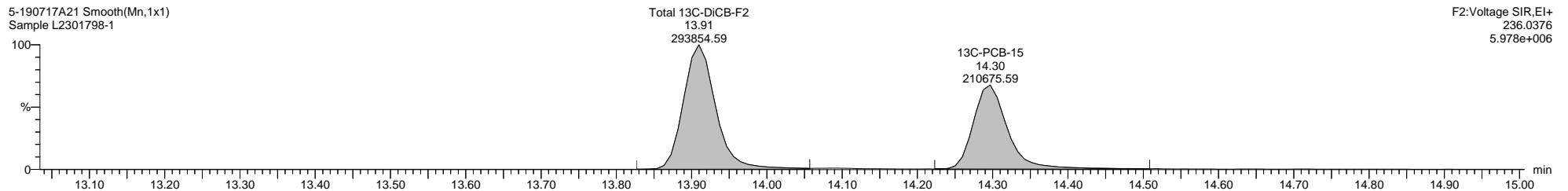
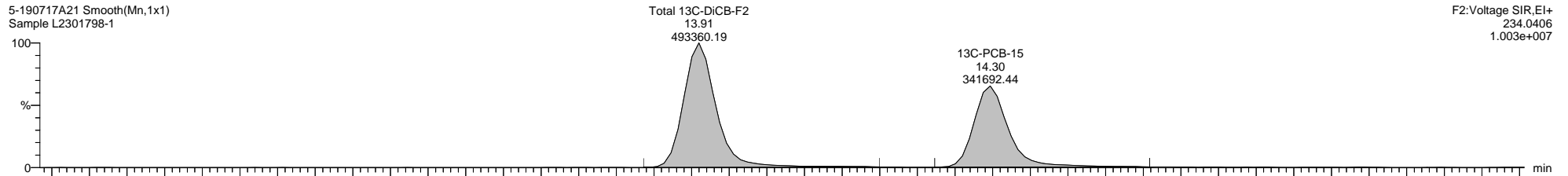
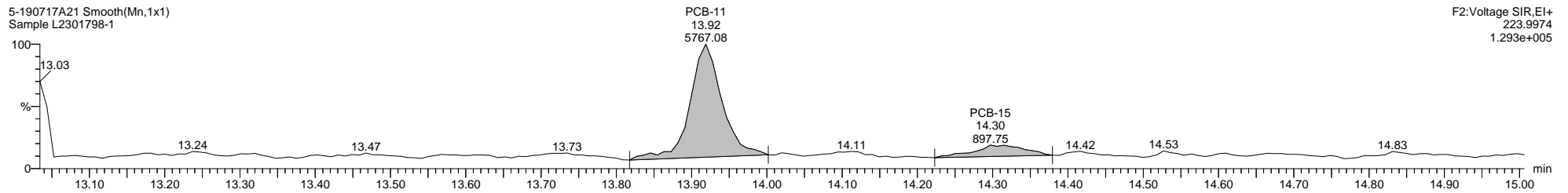
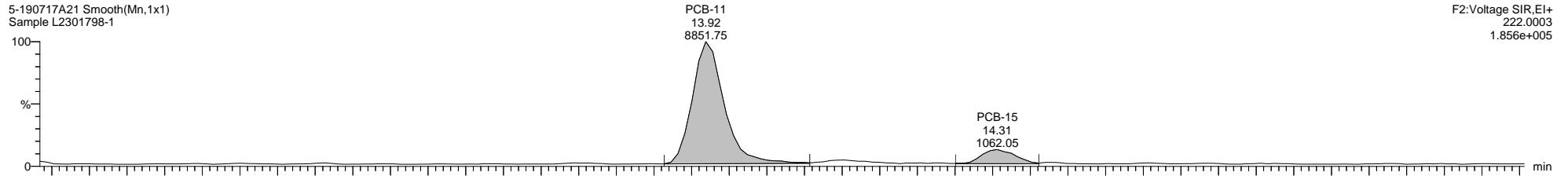
MassLynx MassLynx V4.1 SCN 901

Dataset: \\NABREWS002\Instdata\Organics Instrument\HIGHRES GCMS Completed Results Files\HR-5\190715-190717A2-0718ES.qld

Last Altered: Thursday, July 18, 2019 15:29:52 Eastern Daylight Time

Printed: Friday, September 06, 2019 17:37:28 Eastern Daylight Time

Name: 5-190717A21, Date: 18-Jul-2019, Time: 01:02:19, ID: L2301798-1, Description: Sample, Vial: Tray1:18



Quantify Sample Template Report

MassLynx MassLynx V4.1 SCN 901

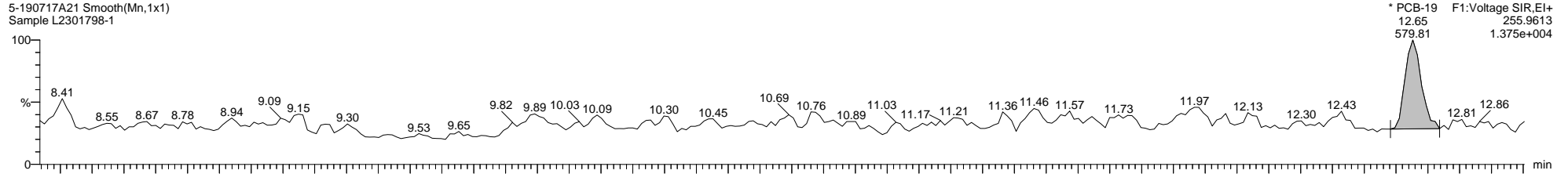
Dataset: \\NABREWS002\Instdata\Organics Instrument\HIGHRES GCMS Completed Results Files\HR-5\1907\5-190717A2-0718ES.qld

Last Altered: Thursday, July 18, 2019 15:29:52 Eastern Daylight Time

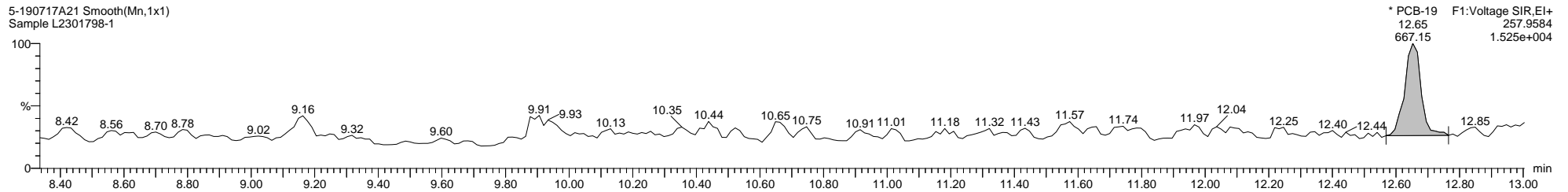
Printed: Friday, September 06, 2019 17:37:28 Eastern Daylight Time

Name: 5-190717A21, Date: 18-Jul-2019, Time: 01:02:19, ID: L2301798-1, Description: Sample, Vial: Tray1:18


5-190717A21 Smooth(Mn,1x1)  
Sample L2301798-1



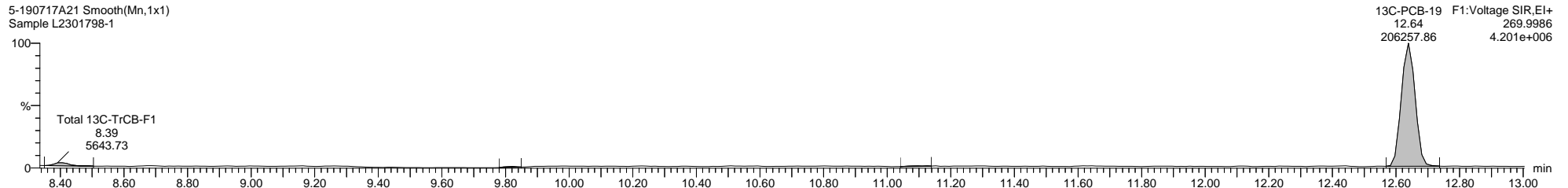
5-190717A21 Smooth(Mn,1x1)  
Sample L2301798-1



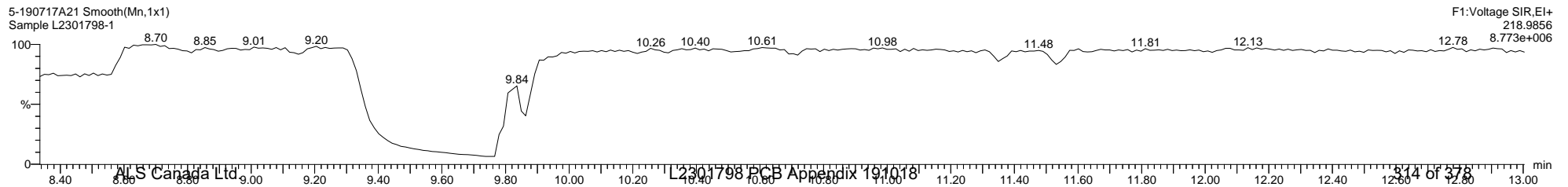
5-190717A21 Smooth(Mn,1x1)  
Sample L2301798-1



5-190717A21 Smooth(Mn,1x1)  
Sample L2301798-1



5-190717A21 Smooth(Mn,1x1)  
Sample L2301798-1



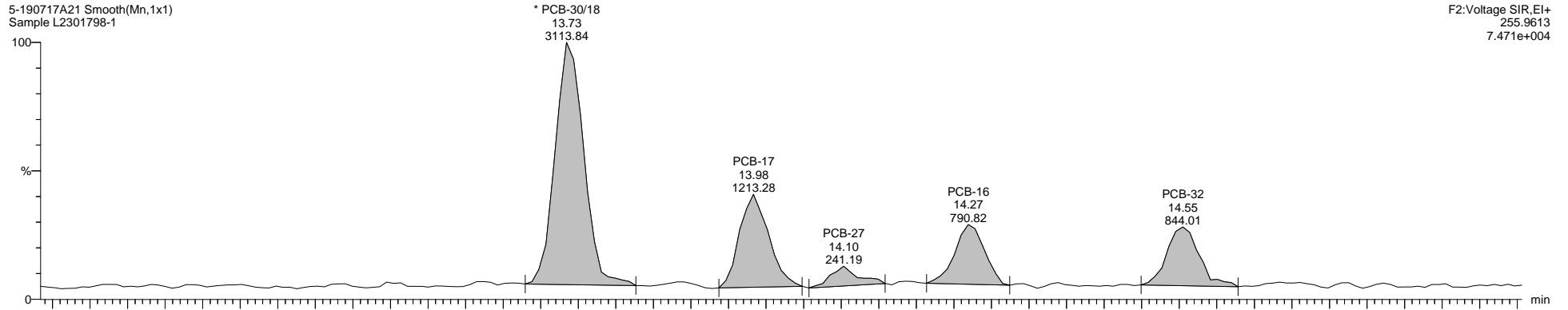
Dataset: \\NABREWS002\Instdata\Organics Instrument\HIGHRES GCMS Completed Results Files\HR-5\1907\5-190717A2-0718ES.qld

Last Altered: Thursday, July 18, 2019 15:29:52 Eastern Daylight Time

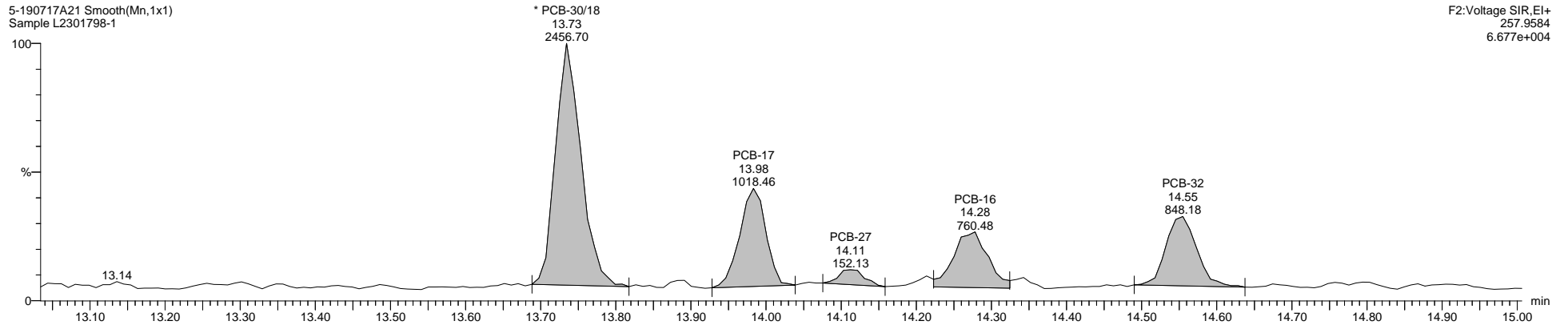
Printed: Friday, September 06, 2019 17:37:28 Eastern Daylight Time

Name: 5-190717A21, Date: 18-Jul-2019, Time: 01:02:19, ID: L2301798-1, Description: Sample, Vial: Tray1:18

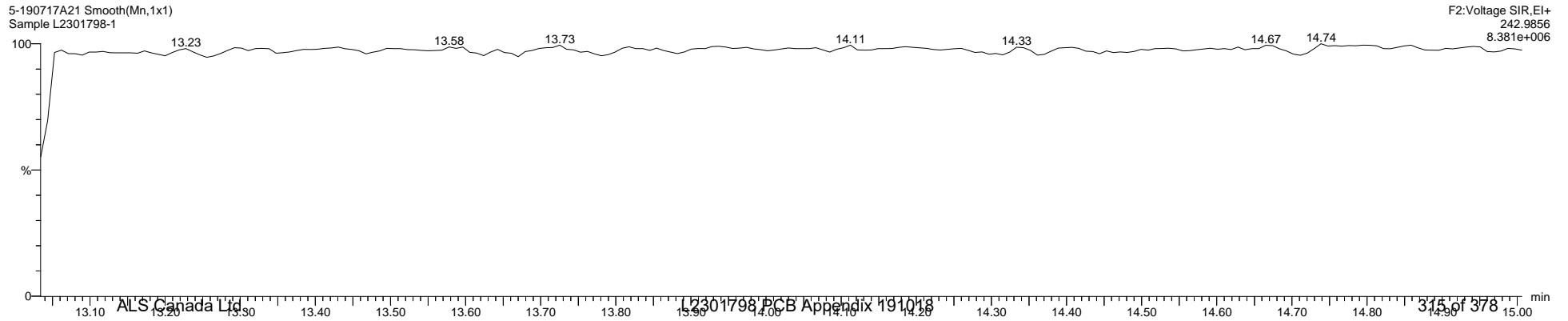
5-190717A21 Smooth(Mn,1x1)  
Sample L2301798-1



5-190717A21 Smooth(Mn,1x1)  
Sample L2301798-1



5-190717A21 Smooth(Mn,1x1)  
Sample L2301798-1



Quantify Sample Template Report

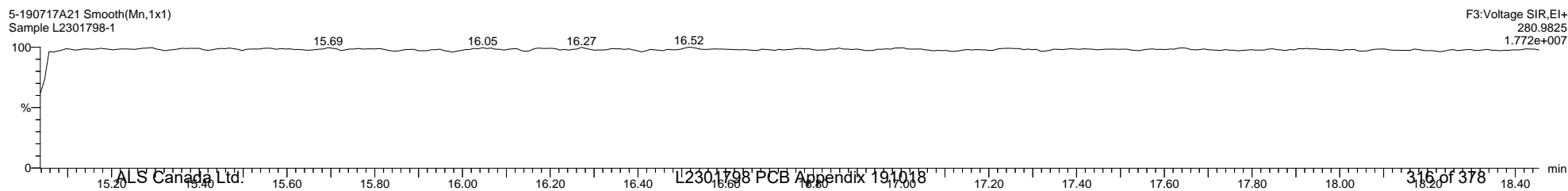
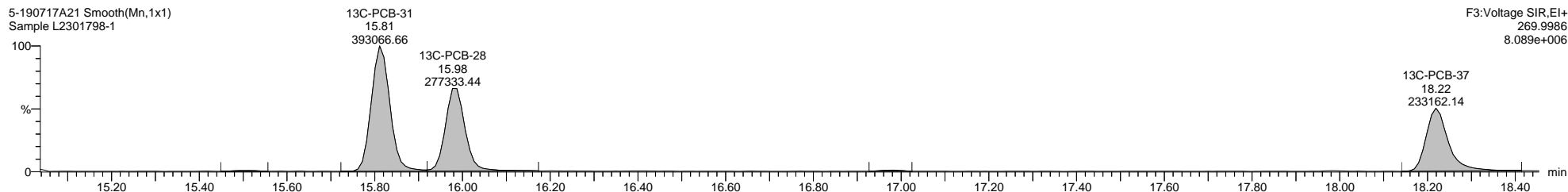

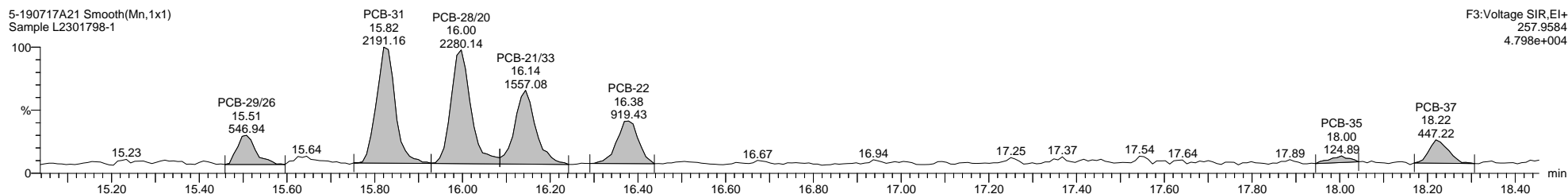
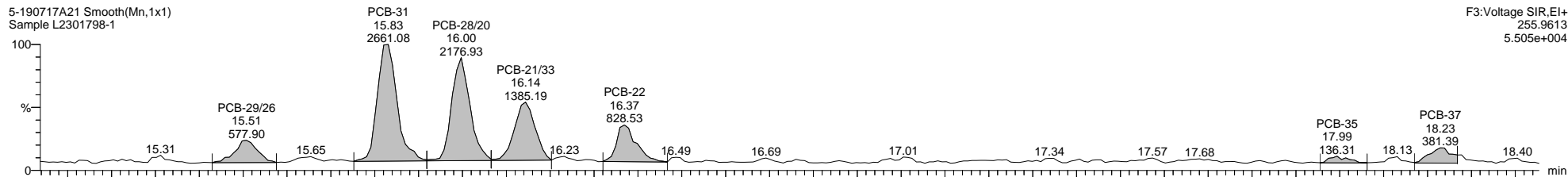
MassLynx MassLynx V4.1 SCN 901

Dataset: \\NABREWS002\Instdata\Organics Instrument\HIGHRES GCMS Completed Results Files\HR-5\1907\5-190717A2-0718ES.qld

Last Altered: Thursday, July 18, 2019 15:29:52 Eastern Daylight Time

Printed: Friday, September 06, 2019 17:37:28 Eastern Daylight Time

Name: 5-190717A21, Date: 18-Jul-2019, Time: 01:02:19, ID: L2301798-1, Description: Sample, Vial: Tray1:18





Quantify Sample Template Report

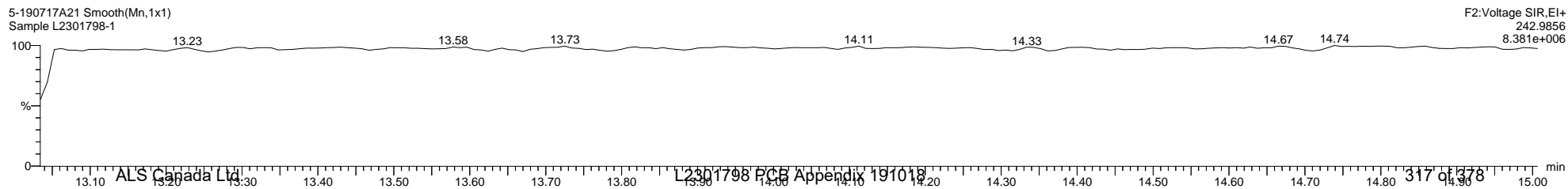


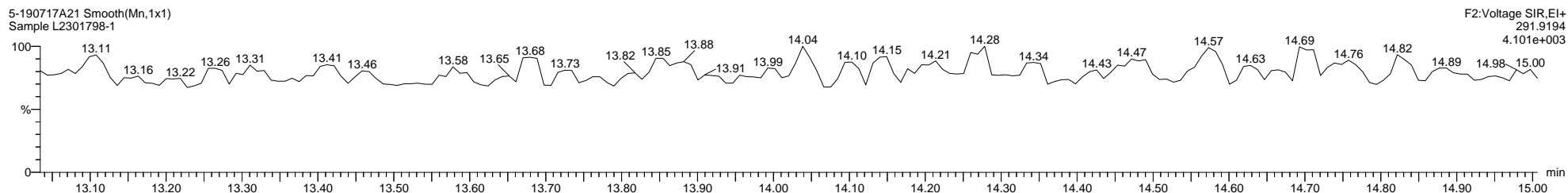
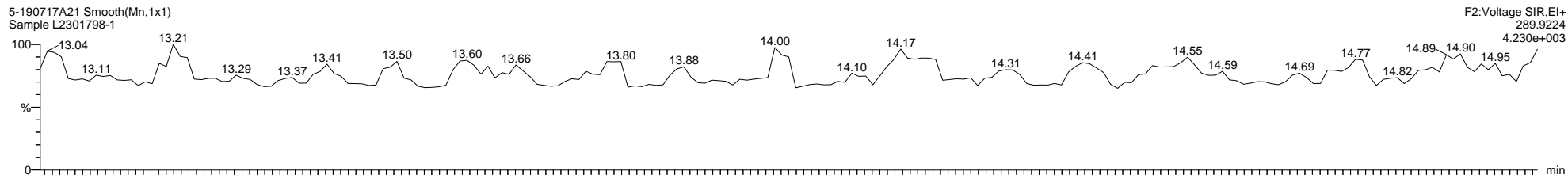
MassLynx MassLynx V4.1 SCN 901

Dataset: \\NABREWS002\Instdata\Organics Instrument\HIGHRES GCMS Completed Results Files\HR-5\1907\5-190717A2-0718ES.qld

Last Altered: Thursday, July 18, 2019 15:29:52 Eastern Daylight Time

Printed: Friday, September 06, 2019 17:37:28 Eastern Daylight Time

Name: 5-190717A21, Date: 18-Jul-2019, Time: 01:02:19, ID: L2301798-1, Description: Sample, Vial: Tray1:18



Quantify Sample Template Report

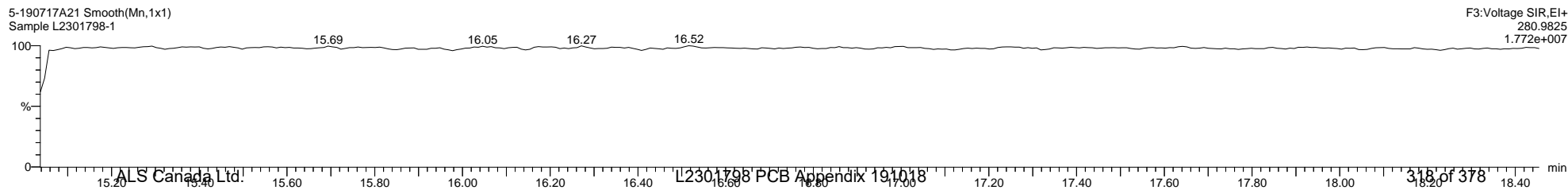
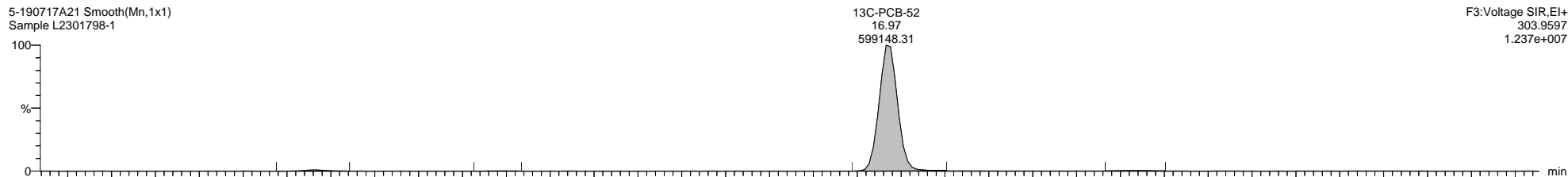
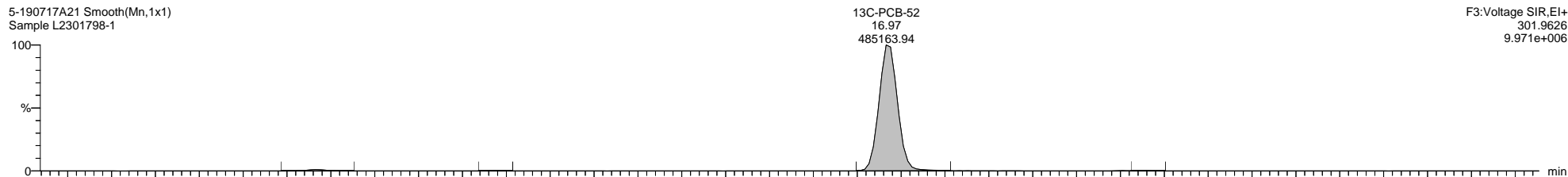
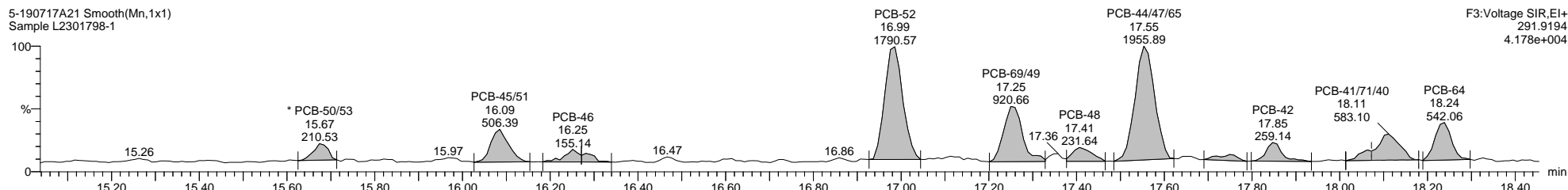
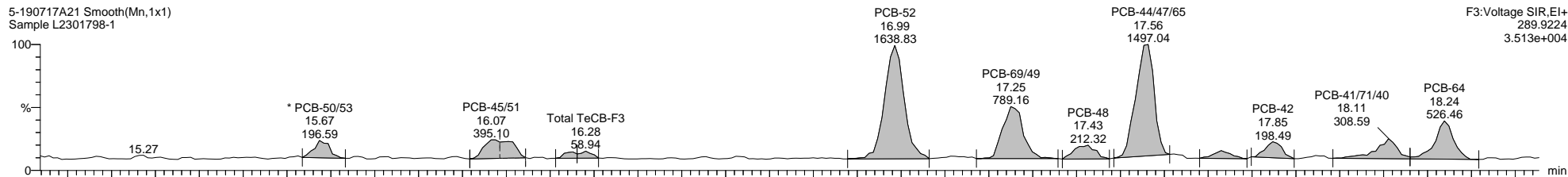
MassLynx MassLynx V4.1 SCN 901

Dataset: \\NABREWS002\Instdata\Organics Instrument\HIGHRES GCMS Completed Results Files\HR-5\1907\5-190717A2-0718ES.qld

Last Altered: Thursday, July 18, 2019 15:29:52 Eastern Daylight Time

Printed: Friday, September 06, 2019 17:37:28 Eastern Daylight Time

Name: 5-190717A21, Date: 18-Jul-2019, Time: 01:02:19, ID: L2301798-1, Description: Sample, Vial: Tray1:18



Quantify Sample Template Report


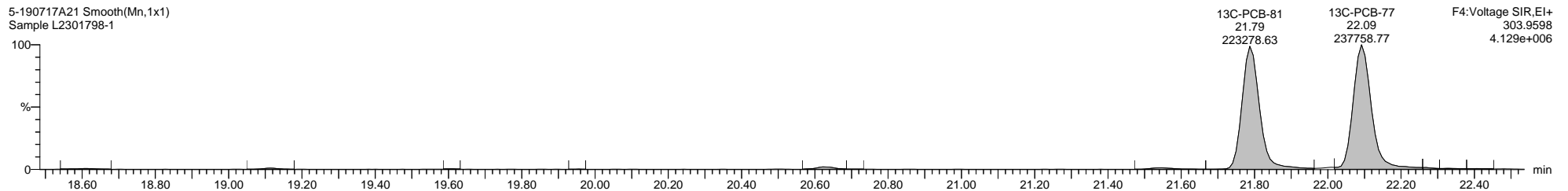
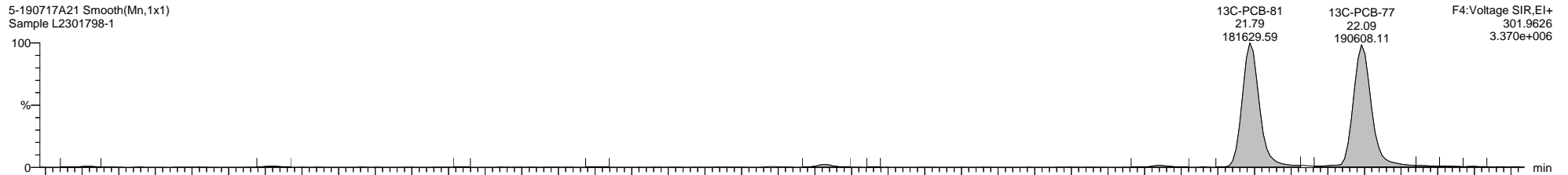
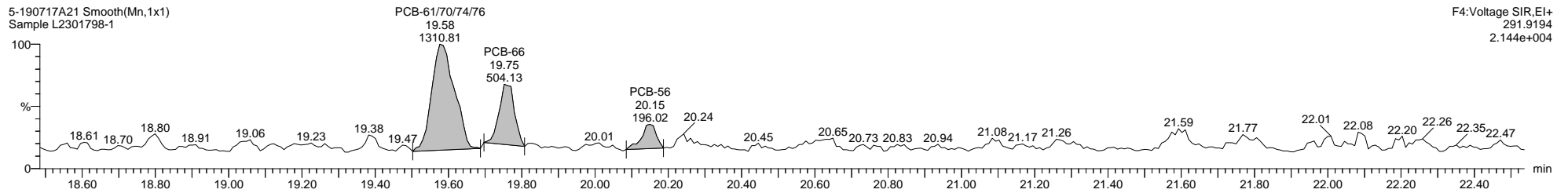
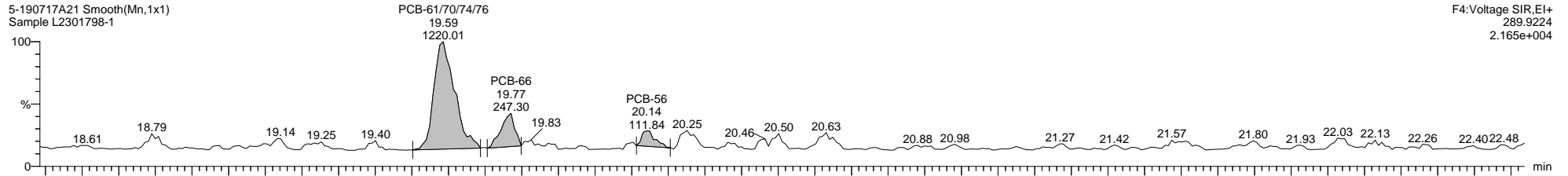
MassLynx MassLynx V4.1 SCN 901

Dataset: \\NABREWS002\Instdata\Organics Instrument\HIGHRES GCMS Completed Results Files\HR-5\1907\5-190717A2-0718ES.qld

Last Altered: Thursday, July 18, 2019 15:29:52 Eastern Daylight Time

Printed: Friday, September 06, 2019 17:37:28 Eastern Daylight Time

Name: 5-190717A21, Date: 18-Jul-2019, Time: 01:02:19, ID: L2301798-1, Description: Sample, Vial: Tray1:18



Quantify Sample Template Report

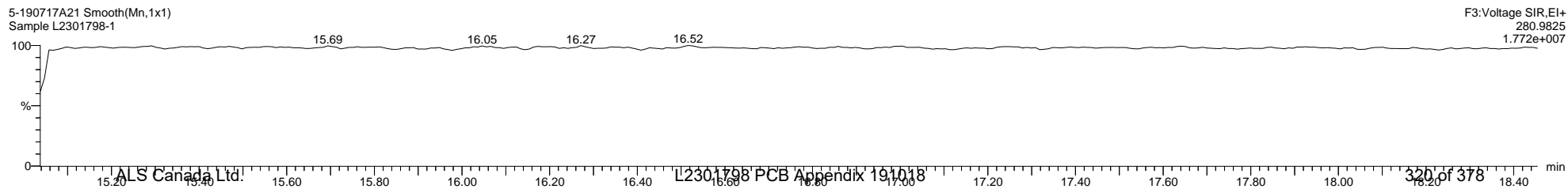
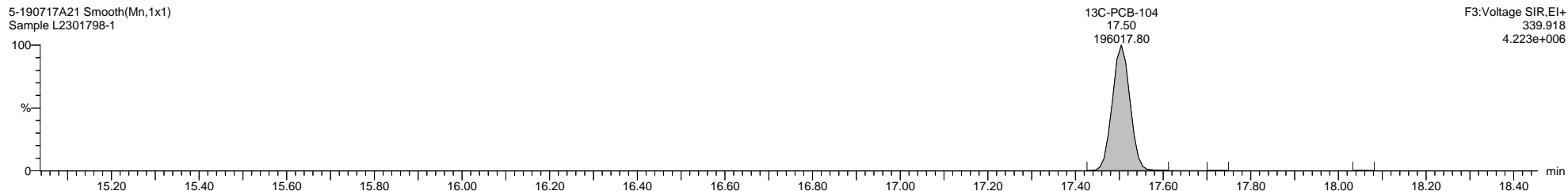

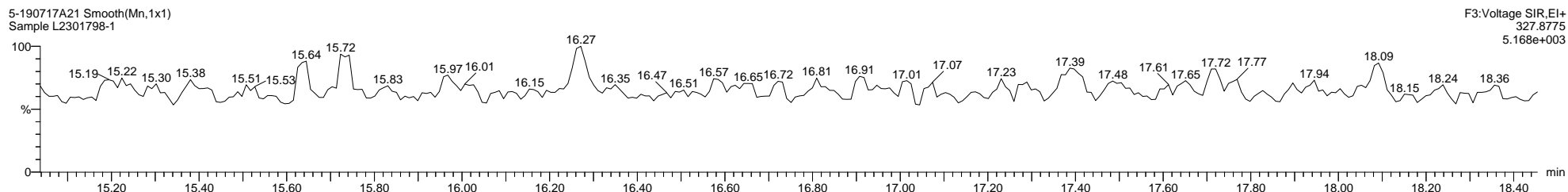
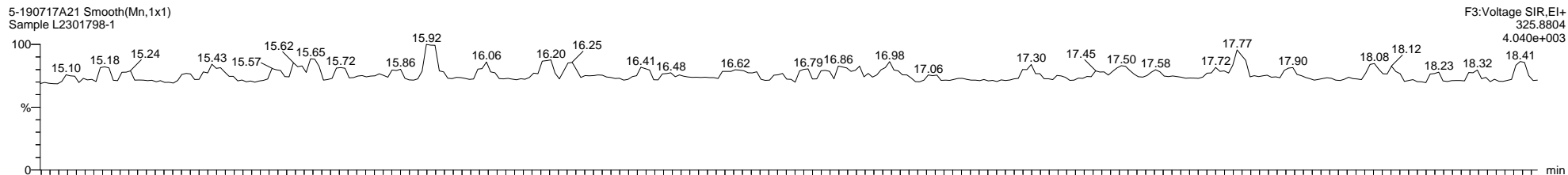
MassLynx MassLynx V4.1 SCN 901

Dataset: \\NABREWS002\Instdata\Organics Instrument\HIGHRES GCMS Completed Results Files\HR-5\1907\5-190717A2-0718ES.qld

Last Altered: Thursday, July 18, 2019 15:29:52 Eastern Daylight Time

Printed: Friday, September 06, 2019 17:37:28 Eastern Daylight Time

Name: 5-190717A21, Date: 18-Jul-2019, Time: 01:02:19, ID: L2301798-1, Description: Sample, Vial: Tray1:18



Quantify Sample Template Report

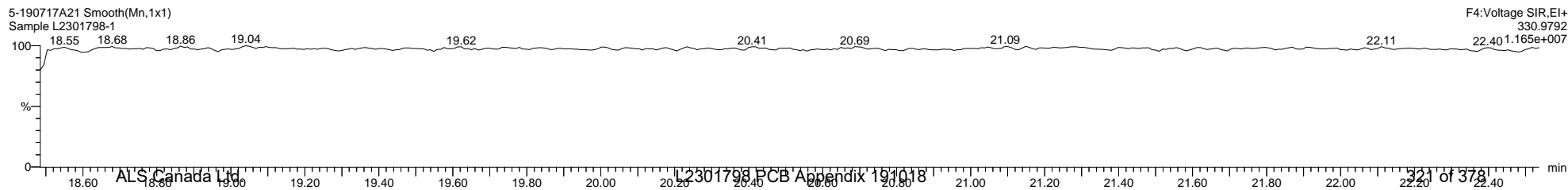
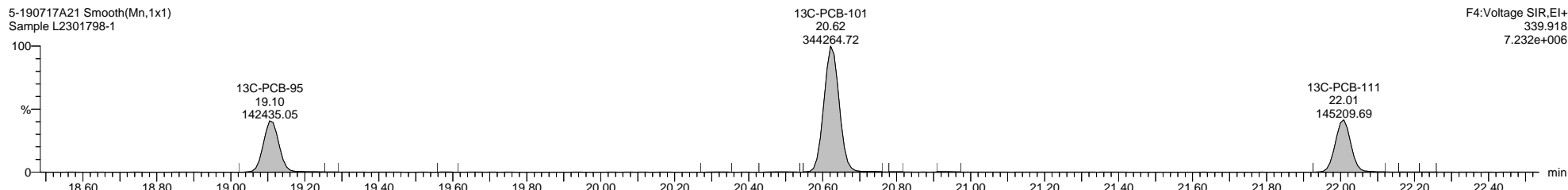
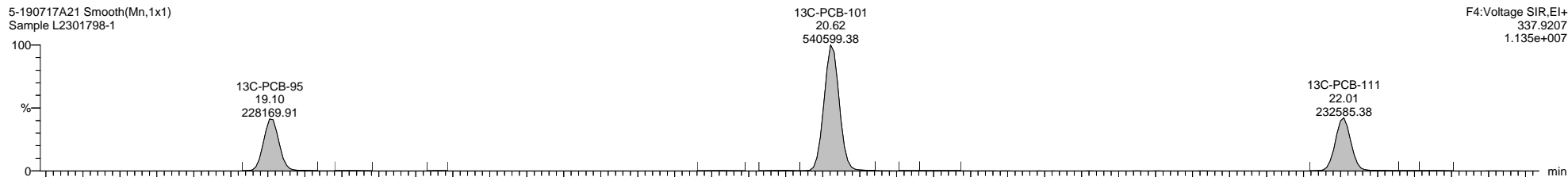
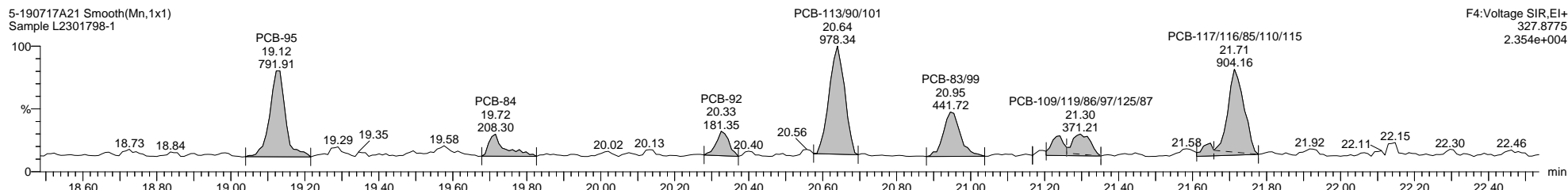
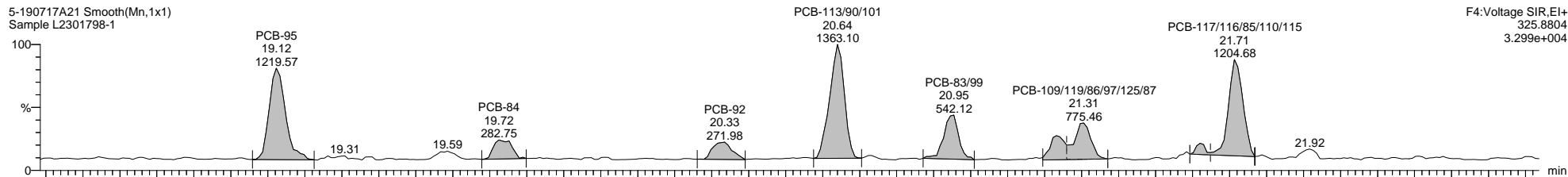
MassLynx MassLynx V4.1 SCN 901

Dataset: \\NABREWS002\Instdata\Organics Instrument\HIGHRES GCMS Completed Results Files\HR-5\1907\5-190717A2-0718ES.qld

Last Altered: Thursday, July 18, 2019 15:29:52 Eastern Daylight Time

Printed: Friday, September 06, 2019 17:37:28 Eastern Daylight Time

Name: 5-190717A21, Date: 18-Jul-2019, Time: 01:02:19, ID: L2301798-1, Description: Sample, Vial: Tray1:18



Quantify Sample Template Report

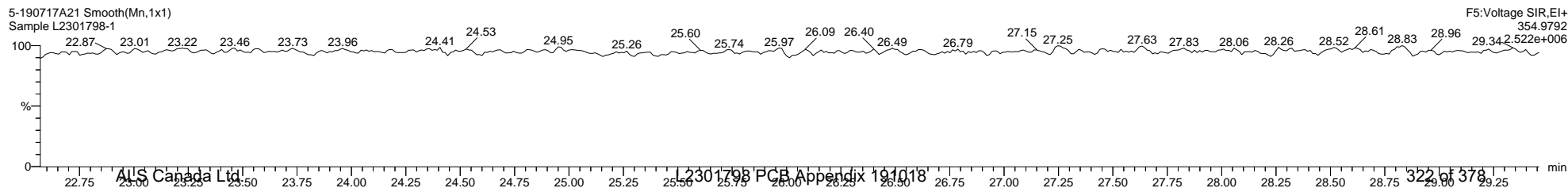
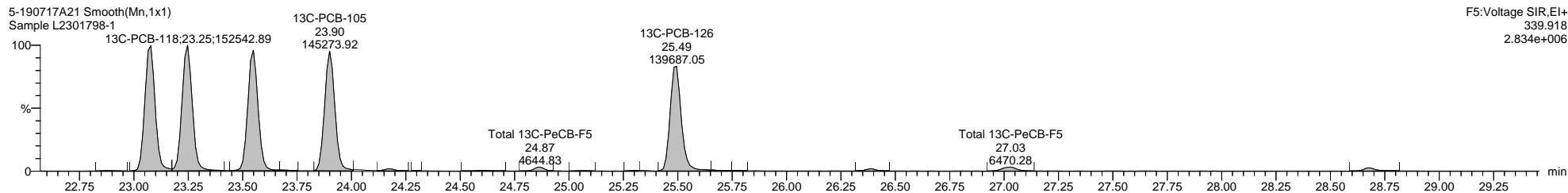
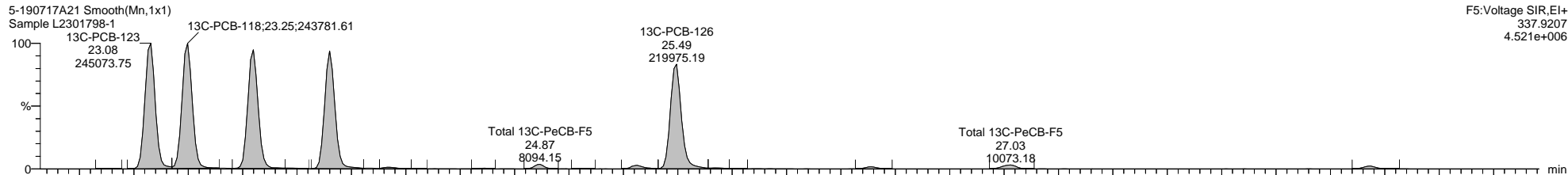
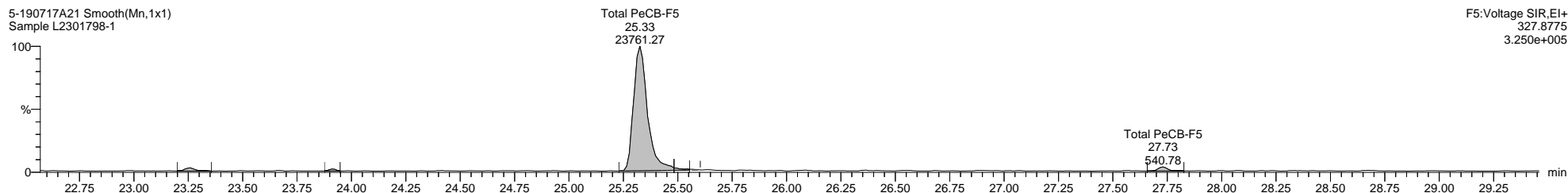
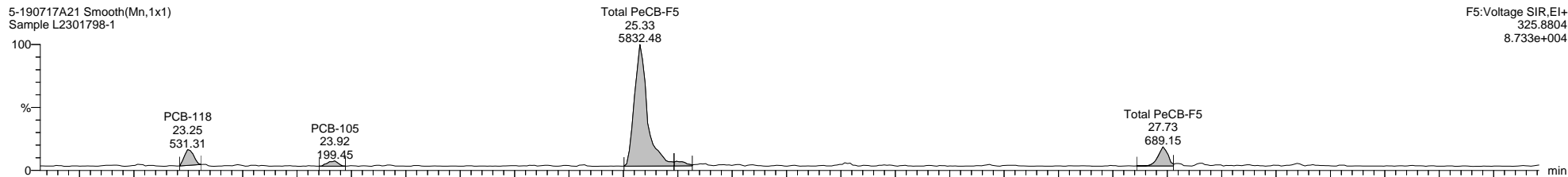
MassLynx MassLynx V4.1 SCN 901

Dataset: \\NABREWS002\Instdata\Organics Instrument\HIGHRES GCMS Completed Results Files\HR-5\1907\5-190717A2-0718ES.qld

Last Altered: Thursday, July 18, 2019 15:29:52 Eastern Daylight Time

Printed: Friday, September 06, 2019 17:37:28 Eastern Daylight Time

Name: 5-190717A21, Date: 18-Jul-2019, Time: 01:02:19, ID: L2301798-1, Description: Sample, Vial: Tray1:18



Quantify Sample Template Report

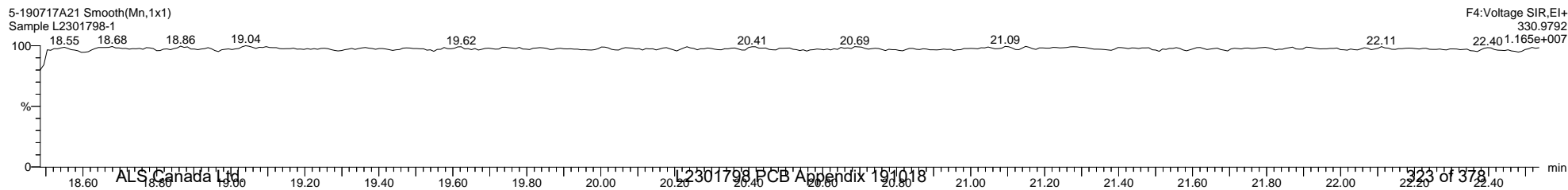
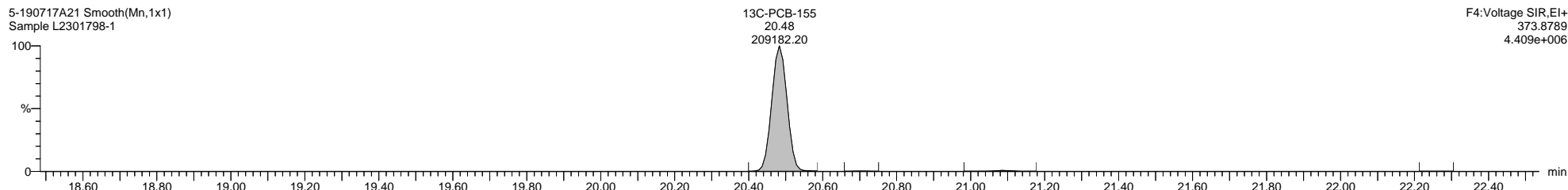
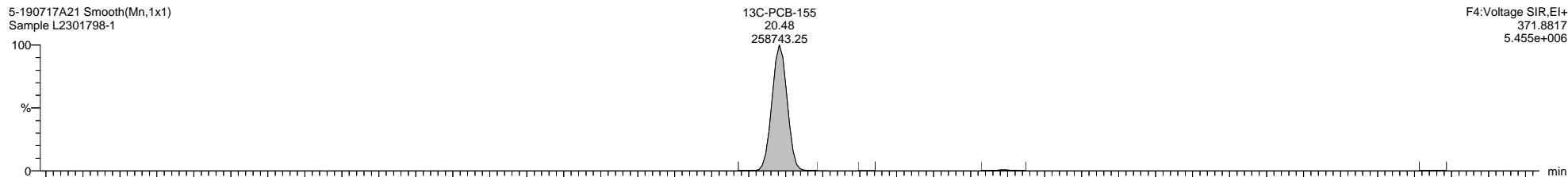
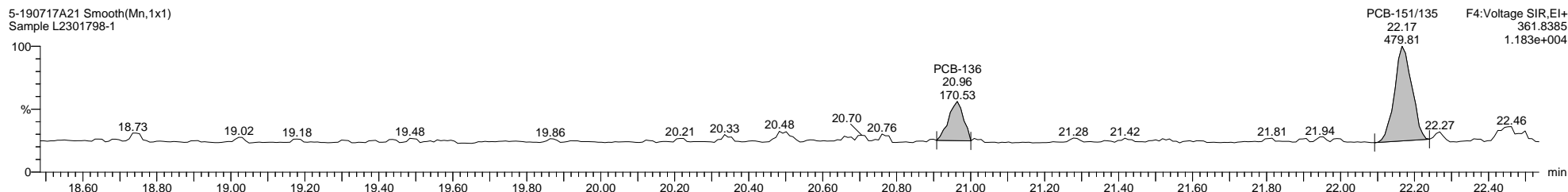
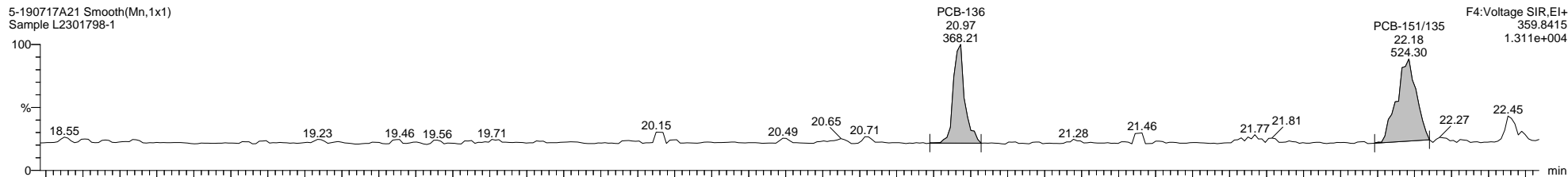
MassLynx MassLynx V4.1 SCN 901

Dataset: \\NABREWS002\Instdata\Organics Instrument\HIGHRES GCMS Completed Results Files\HR-5\1907\5-190717A2-0718ES.qld

Last Altered: Thursday, July 18, 2019 15:29:52 Eastern Daylight Time

Printed: Friday, September 06, 2019 17:37:28 Eastern Daylight Time

Name: 5-190717A21, Date: 18-Jul-2019, Time: 01:02:19, ID: L2301798-1, Description: Sample, Vial: Tray1:18



Quantify Sample Template Report

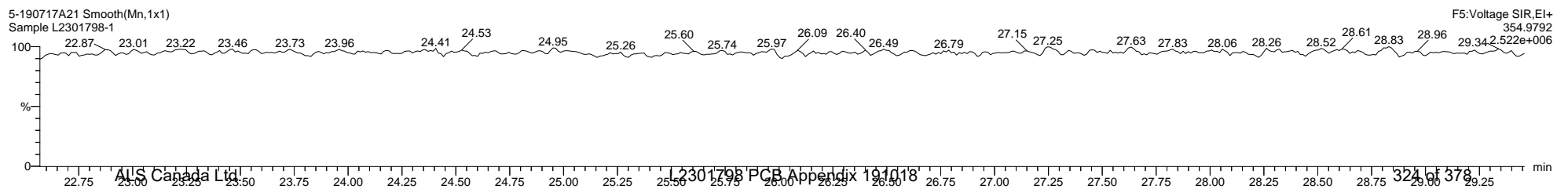
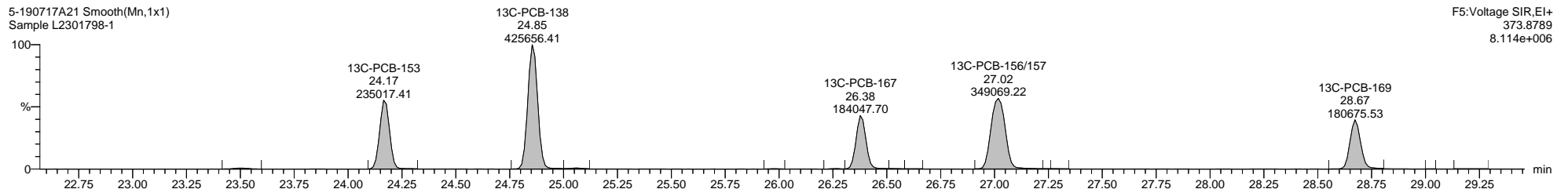
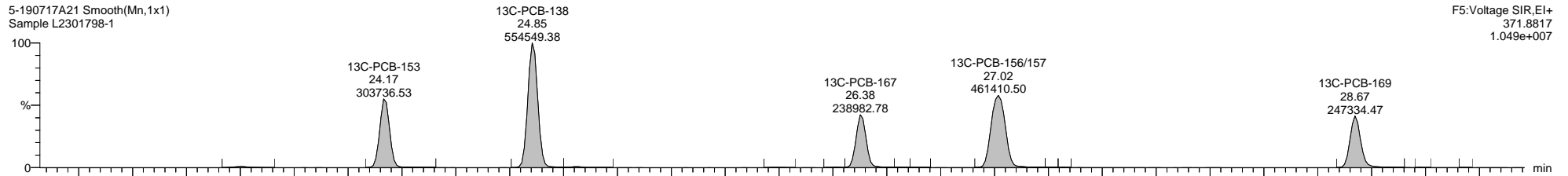
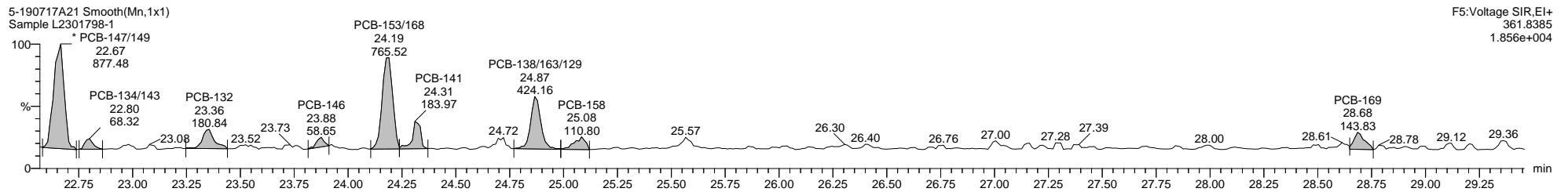
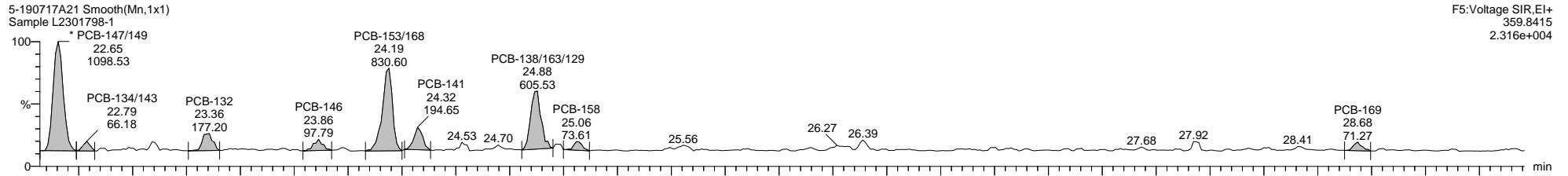
MassLynx MassLynx V4.1 SCN 901

Dataset: \\NABREWS002\Instdata\Organics Instrument\HIGHRES GCMS Completed Results Files\HR-5\190715-190717A2-0718ES.qld

Last Altered: Thursday, July 18, 2019 15:29:52 Eastern Daylight Time

Printed: Friday, September 06, 2019 17:37:28 Eastern Daylight Time

Name: 5-190717A21, Date: 18-Jul-2019, Time: 01:02:19, ID: L2301798-1, Description: Sample, Vial: Tray1:18





Quantify Sample Template Report

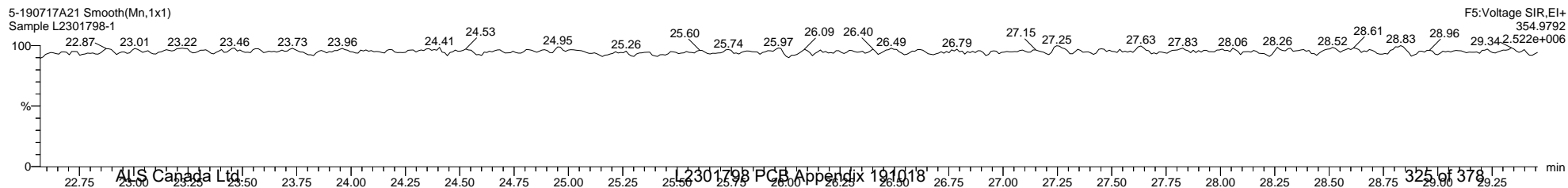
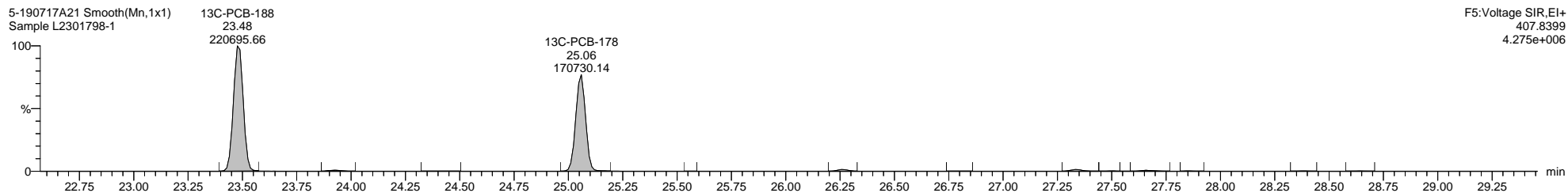

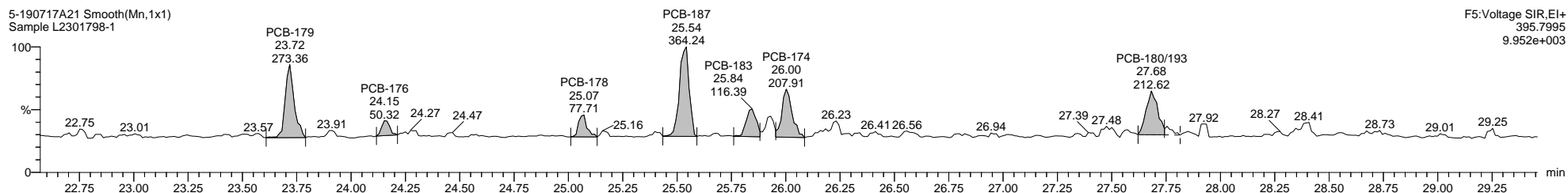
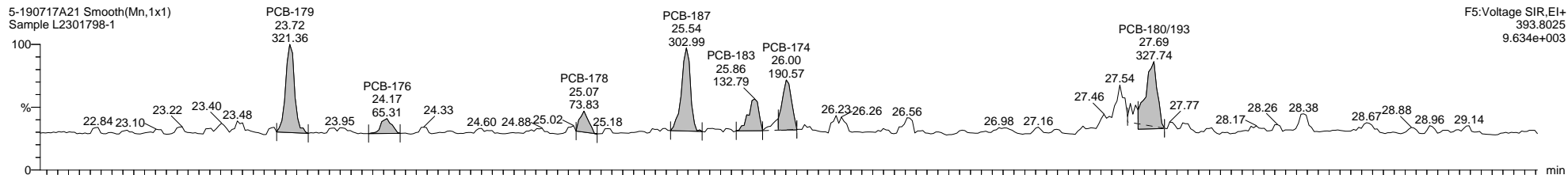
MassLynx MassLynx V4.1 SCN 901

Dataset: \\NABREWS002\Instdata\Organics Instrument\HIGHRES GCMS Completed Results Files\HR-5\1907\5-190717A2-0718ES.qld

Last Altered: Thursday, July 18, 2019 15:29:52 Eastern Daylight Time

Printed: Friday, September 06, 2019 17:37:28 Eastern Daylight Time

Name: 5-190717A21, Date: 18-Jul-2019, Time: 01:02:19, ID: L2301798-1, Description: Sample, Vial: Tray1:18



Quantify Sample Template Report

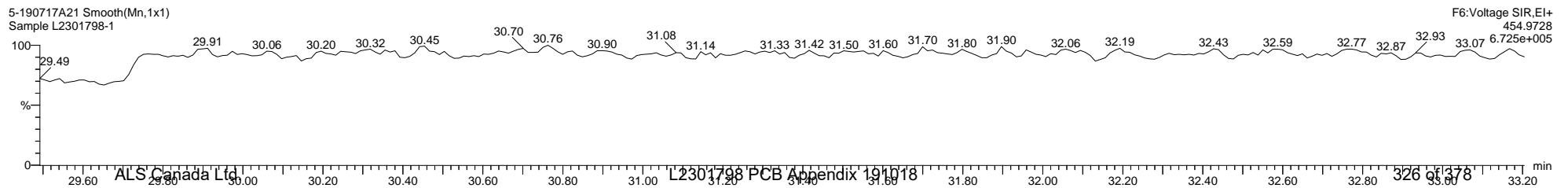
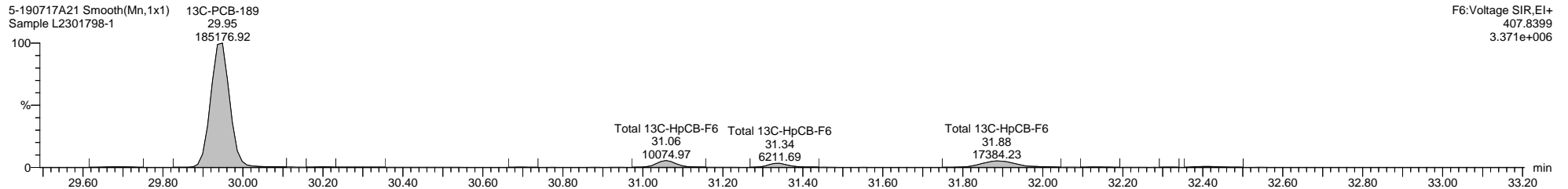
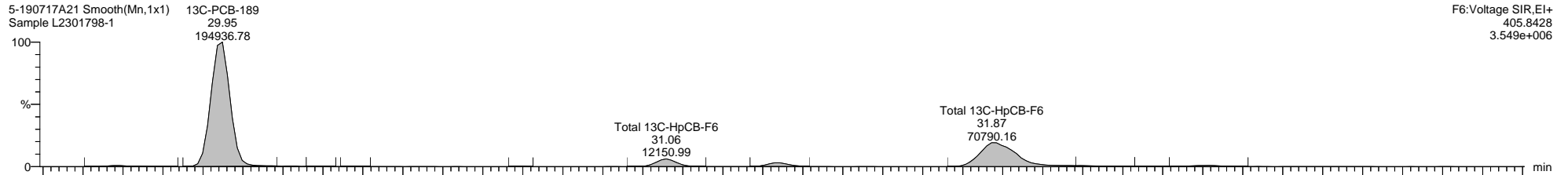
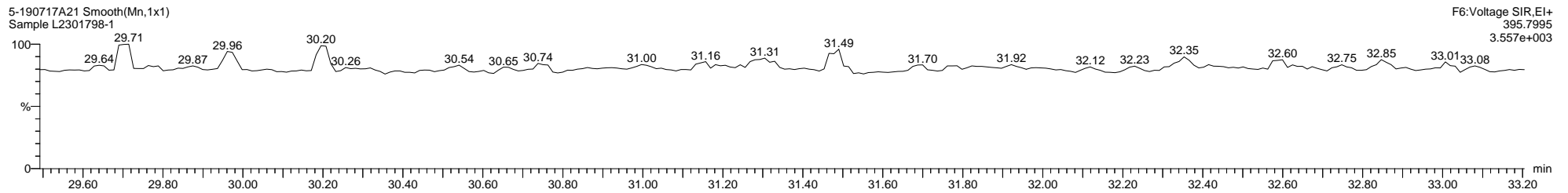
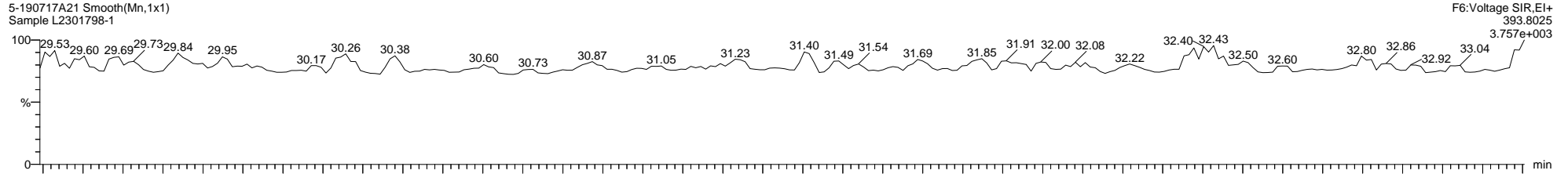
MassLynx MassLynx V4.1 SCN 901

Dataset: \\NABREWS002\Instdata\Organics Instrument\HIGHRES GCMS Completed Results Files\HR-5\1907\5-190717A2-0718ES.qld

Last Altered: Thursday, July 18, 2019 15:29:52 Eastern Daylight Time

Printed: Friday, September 06, 2019 17:37:28 Eastern Daylight Time

Name: 5-190717A21, Date: 18-Jul-2019, Time: 01:02:19, ID: L2301798-1, Description: Sample, Vial: Tray1:18



Quantify Sample Template Report

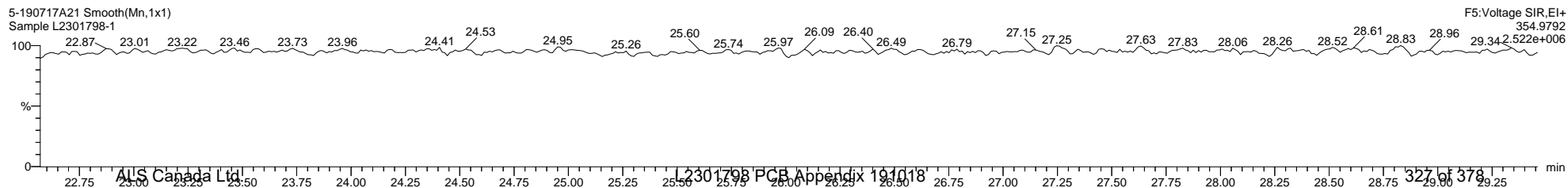
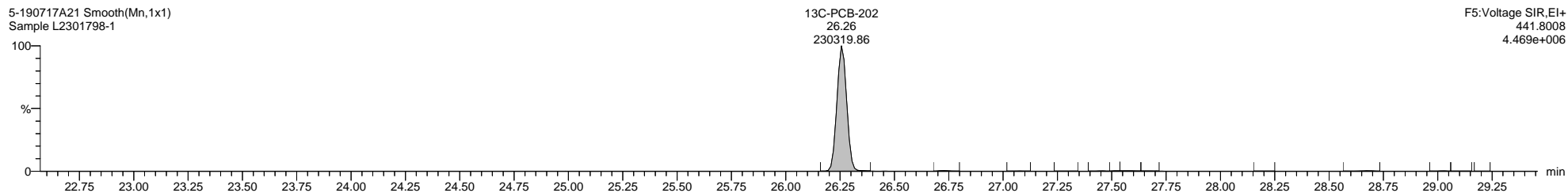
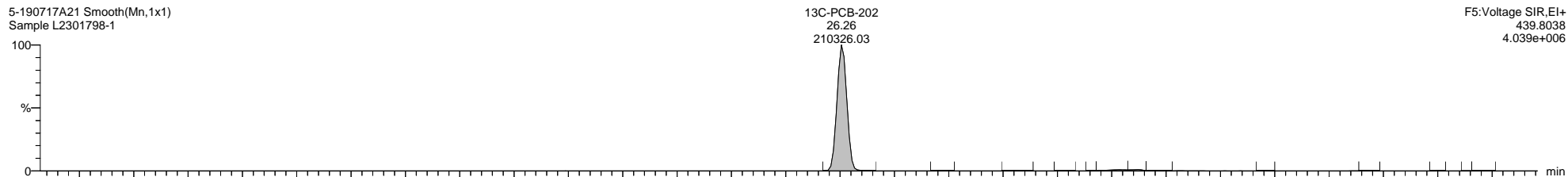
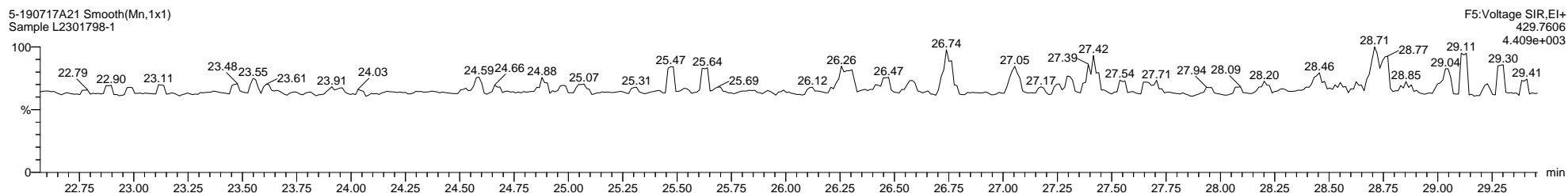
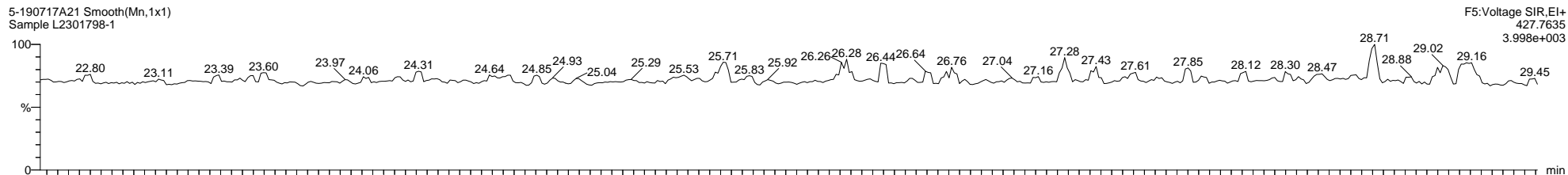
MassLynx MassLynx V4.1 SCN 901

Dataset: \\NABREWS002\Instdata\Organics Instrument\HIGHRES GCMS Completed Results Files\HR-5\1907\5-190717A2-0718ES.qld

Last Altered: Thursday, July 18, 2019 15:29:52 Eastern Daylight Time

Printed: Friday, September 06, 2019 17:37:28 Eastern Daylight Time

Name: 5-190717A21, Date: 18-Jul-2019, Time: 01:02:19, ID: L2301798-1, Description: Sample, Vial: Tray1:18



Quantify Sample Template Report

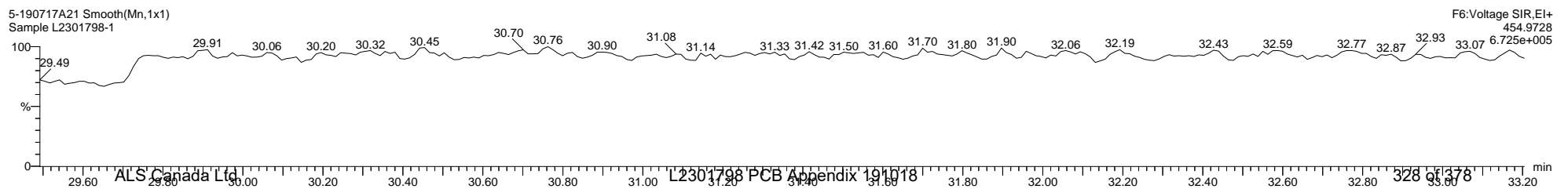
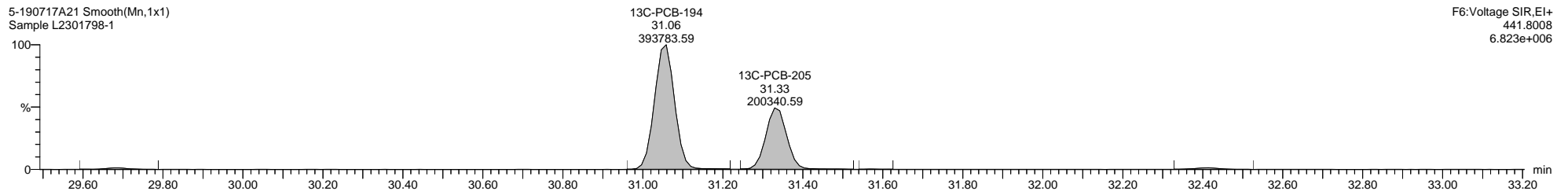
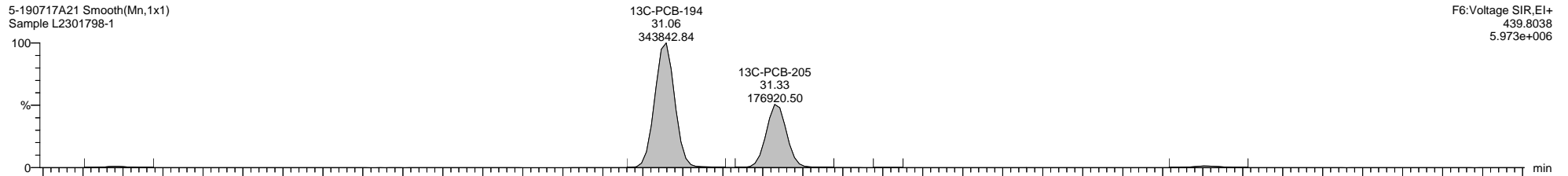
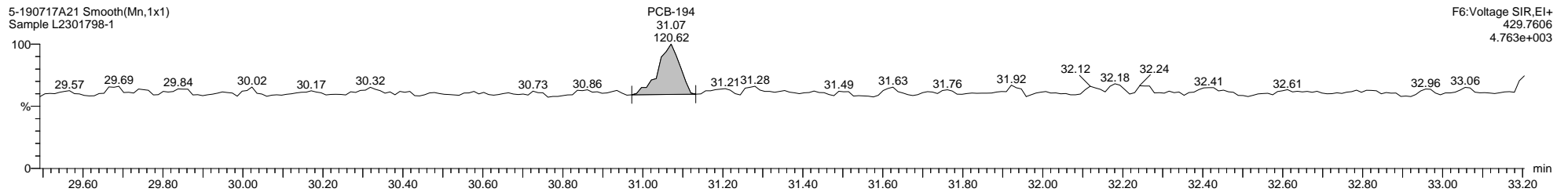
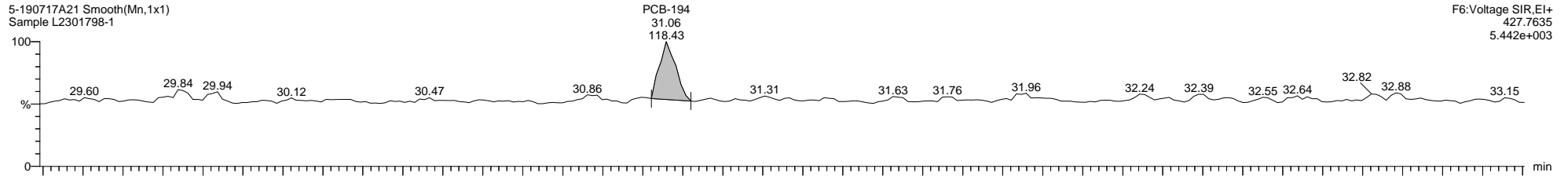
MassLynx MassLynx V4.1 SCN 901

Dataset: \\NABREWS002\Instdata\Organics Instrument\HIGHRES GCMS Completed Results Files\HR-5\1907\5-190717A2-0718ES.qld

Last Altered: Thursday, July 18, 2019 15:29:52 Eastern Daylight Time

Printed: Friday, September 06, 2019 17:37:28 Eastern Daylight Time

Name: 5-190717A21, Date: 18-Jul-2019, Time: 01:02:19, ID: L2301798-1, Description: Sample, Vial: Tray1:18



Quantify Sample Template Report


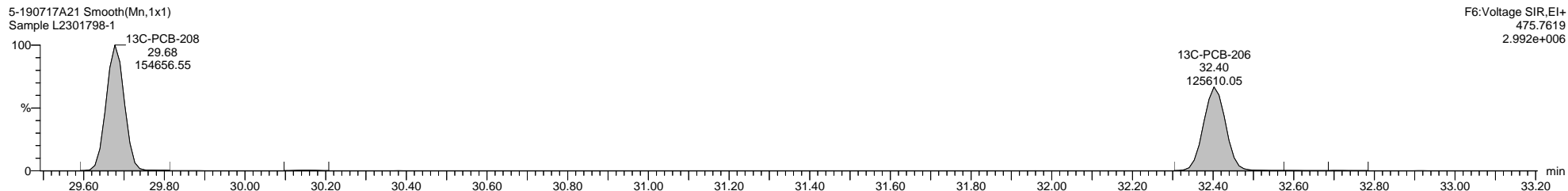

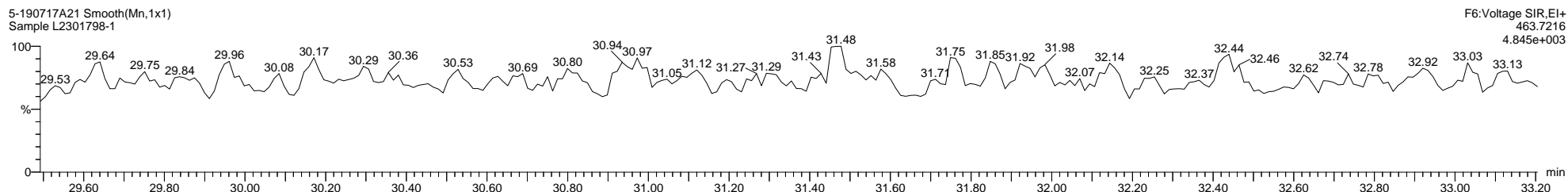
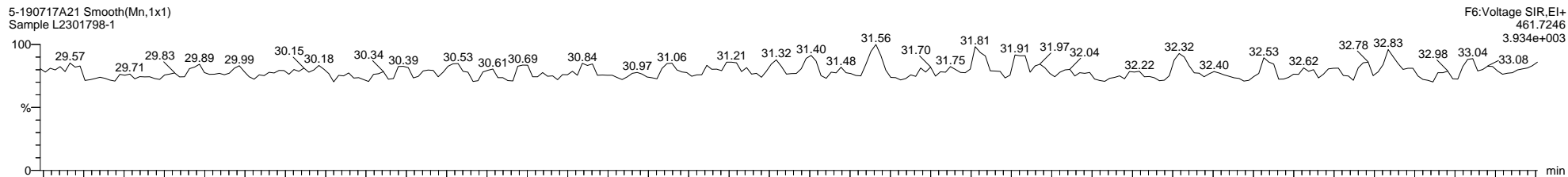
MassLynx MassLynx V4.1 SCN 901

Dataset: \\NABREWS002\Instdata\Organics Instrument\HIGHRES GCMS Completed Results Files\HR-5\1907\5-190717A2-0718ES.qld

Last Altered: Thursday, July 18, 2019 15:29:52 Eastern Daylight Time

Printed: Friday, September 06, 2019 17:37:28 Eastern Daylight Time

Name: 5-190717A21, Date: 18-Jul-2019, Time: 01:02:19, ID: L2301798-1, Description: Sample, Vial: Tray1:18



Quantify Sample Template Report

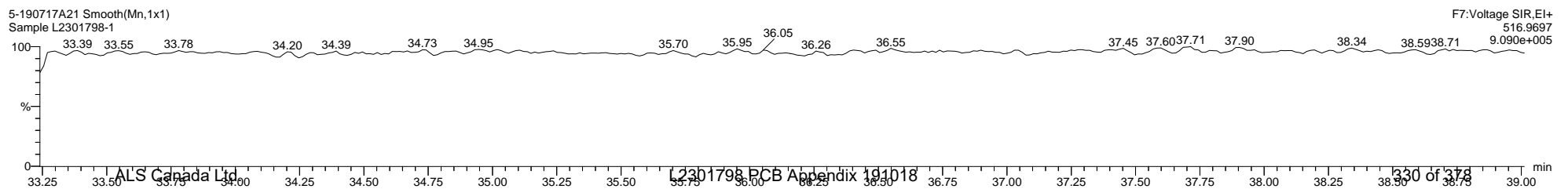
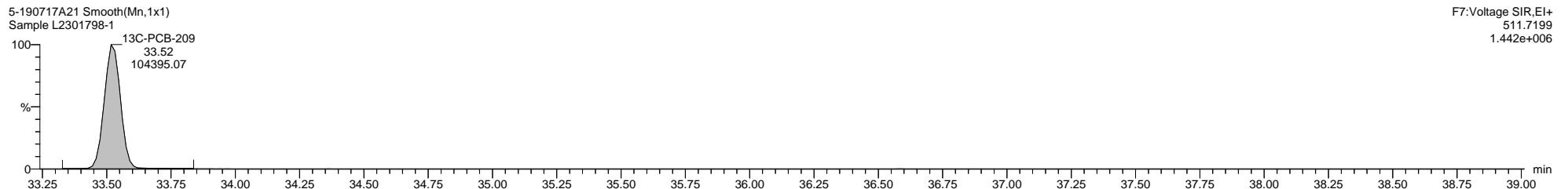
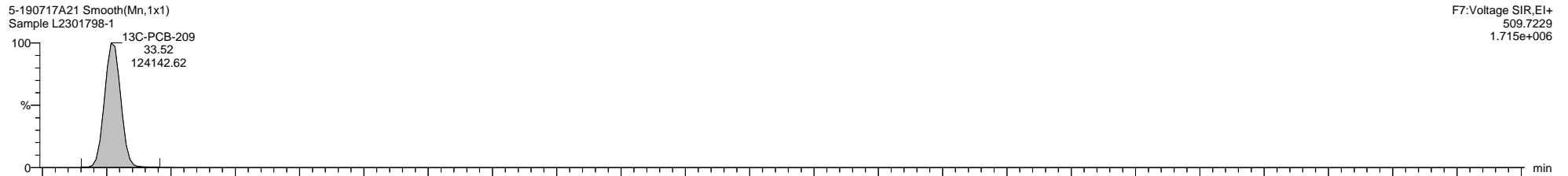
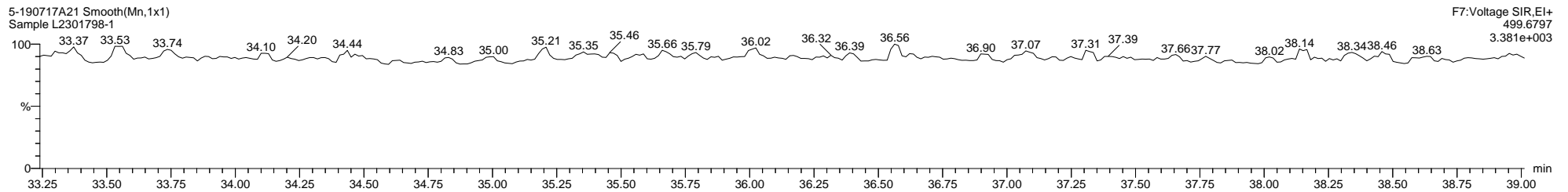
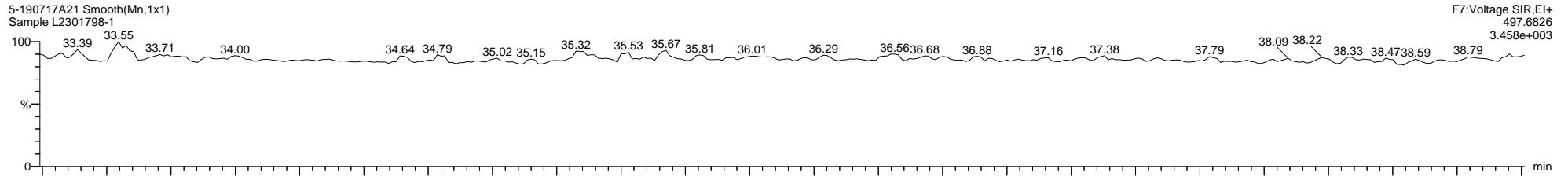
MassLynx MassLynx V4.1 SCN 901

Dataset: \\NABREWS002\Instdata\Organics Instrument\HIGHRES GCMS Completed Results Files\HR-5\1907\5-190717A2-0718ES.qld

Last Altered: Thursday, July 18, 2019 15:29:52 Eastern Daylight Time

Printed: Friday, September 06, 2019 17:37:28 Eastern Daylight Time

Name: 5-190717A21, Date: 18-Jul-2019, Time: 01:02:19, ID: L2301798-1, Description: Sample, Vial: Tray1:18



Quantify Sample Template Report

MassLynx MassLynx V4.1 SCN 901

Dataset: \\NABREWS002\Instdata\Organics Instrument\HIGHRES GCMS Completed Results Files\HR-5\1907\5-190717A2-0718ES.qld

Last Altered: Thursday, July 18, 2019 15:29:52 Eastern Daylight Time

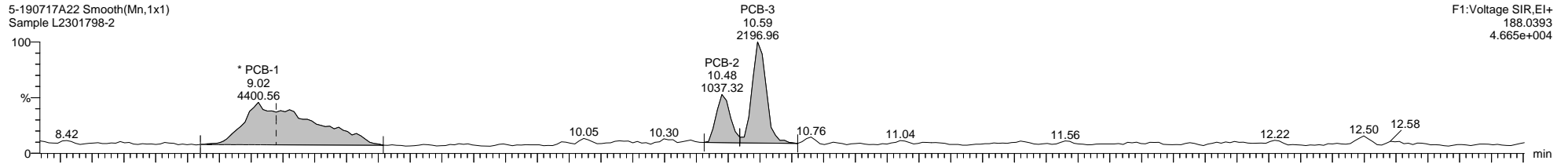
Printed: Friday, September 06, 2019 17:37:28 Eastern Daylight Time

Method: C:\MassLynx\PCB.PRO\MethDB\1668-OCTYL-1-209-190718.mdb 11 Jul 2019 12:10:30

Calibration: 18 Jul 2019 15:29:52

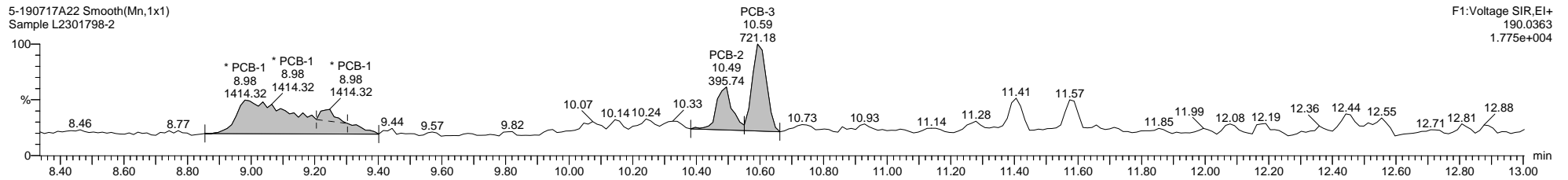
Name: 5-190717A22, Date: 18-Jul-2019, Time: 01:44:24, ID: L2301798-2, Description: Sample, Vial: Tray1:19

5-190717A22 Smooth(Mn,1x1)  
Sample L2301798-2



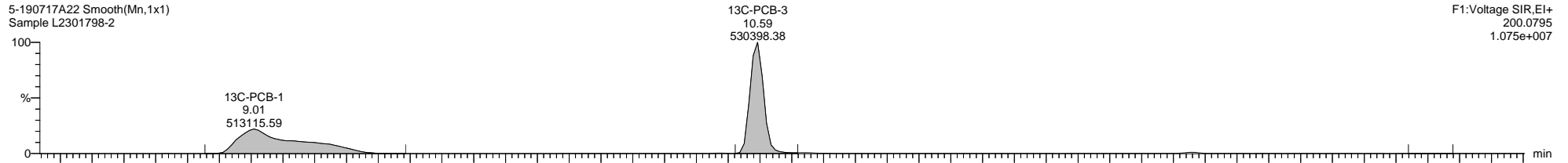
F1:Voltage SIR,EI+  
188.0393  
4.665e+004

5-190717A22 Smooth(Mn,1x1)  
Sample L2301798-2



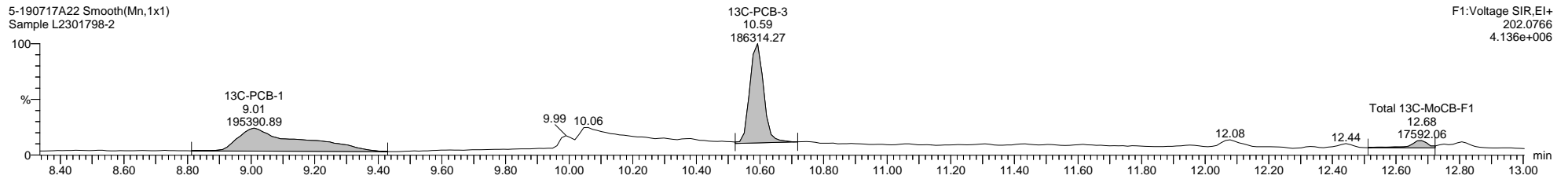
F1:Voltage SIR,EI+  
190.0363  
1.775e+004

5-190717A22 Smooth(Mn,1x1)  
Sample L2301798-2



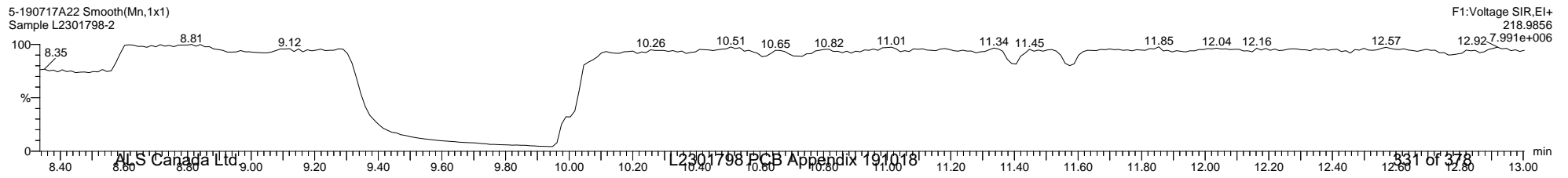
F1:Voltage SIR,EI+  
200.0795  
1.075e+007

5-190717A22 Smooth(Mn,1x1)  
Sample L2301798-2



F1:Voltage SIR,EI+  
202.0766  
4.136e+006

5-190717A22 Smooth(Mn,1x1)  
Sample L2301798-2



F1:Voltage SIR,EI+  
218.9856  
2.189e+006

Quantify Sample Template Report

MassLynx MassLynx V4.1 SCN 901

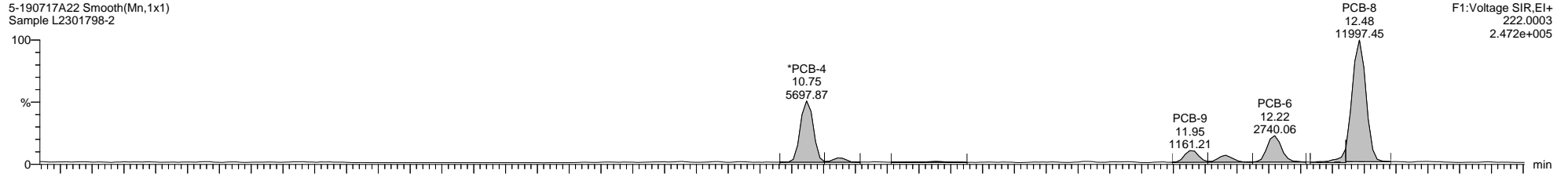
Dataset: \\NABREWS002\Instdata\Organics Instrument\HIGHRES GCMS Completed Results Files\HR-5\1907\5-190717A2-0718ES.qld

Last Altered: Thursday, July 18, 2019 15:29:52 Eastern Daylight Time

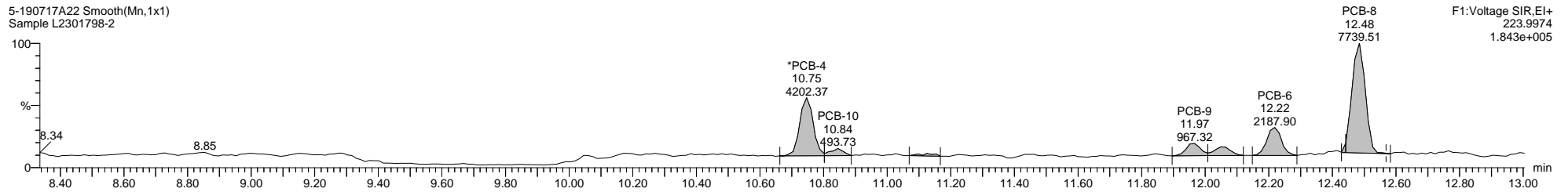
Printed: Friday, September 06, 2019 17:37:28 Eastern Daylight Time

Name: 5-190717A22, Date: 18-Jul-2019, Time: 01:44:24, ID: L2301798-2, Description: Sample, Vial: Tray1:19

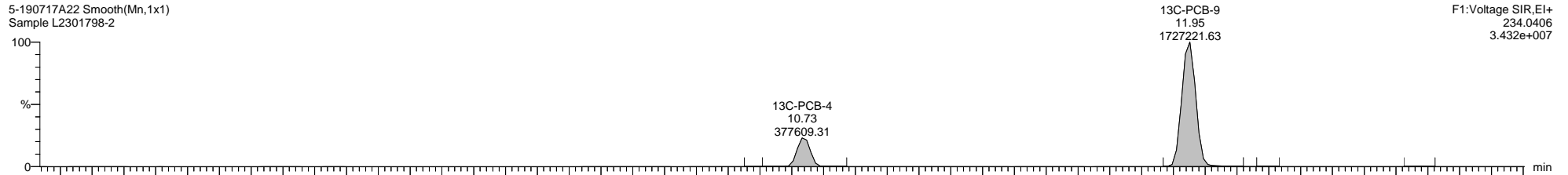
5-190717A22 Smooth(Mn,1x1)  
Sample L2301798-2



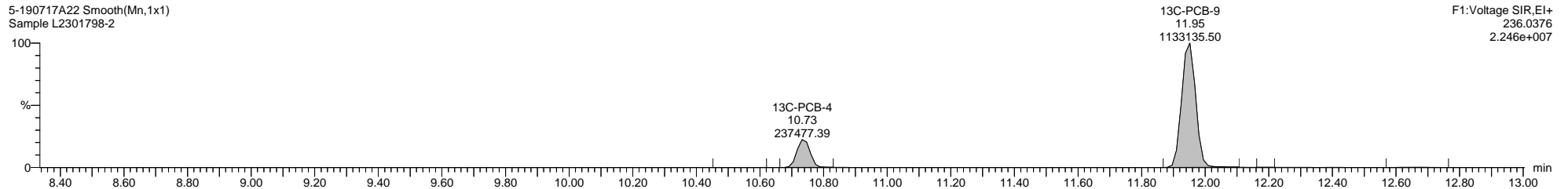
5-190717A22 Smooth(Mn,1x1)  
Sample L2301798-2



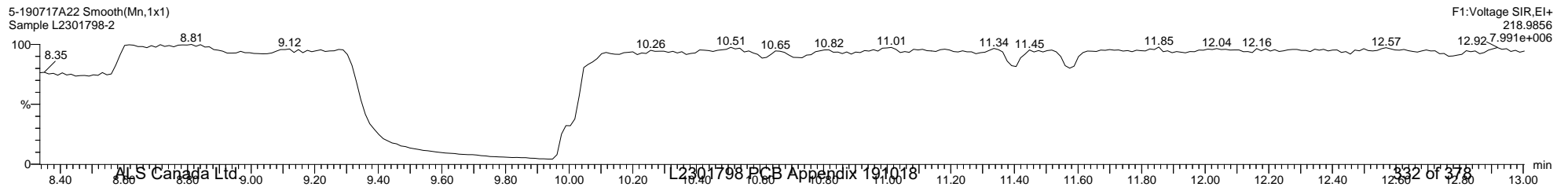
5-190717A22 Smooth(Mn,1x1)  
Sample L2301798-2



5-190717A22 Smooth(Mn,1x1)  
Sample L2301798-2



5-190717A22 Smooth(Mn,1x1)  
Sample L2301798-2





Quantify Sample Template Report

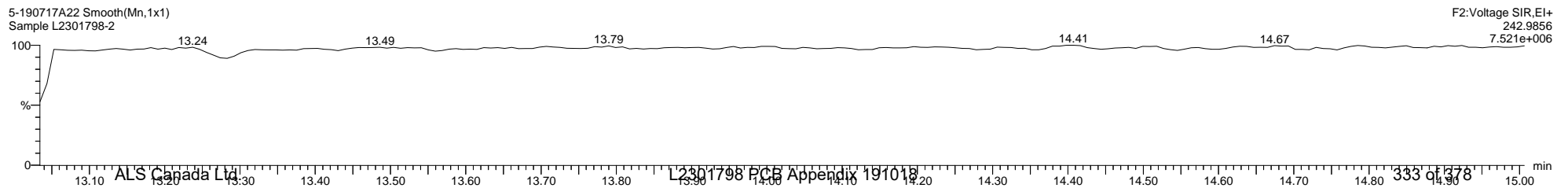
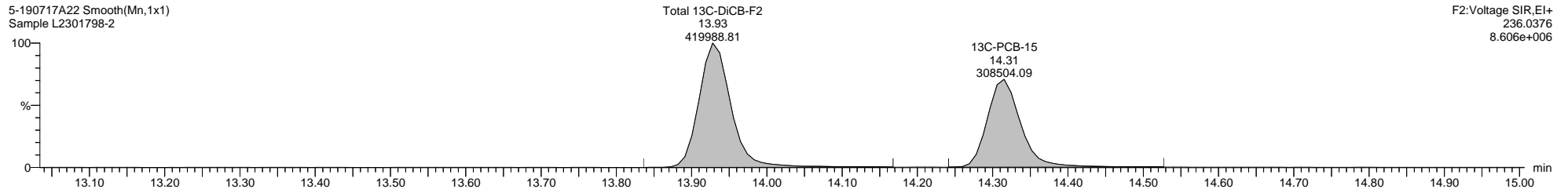
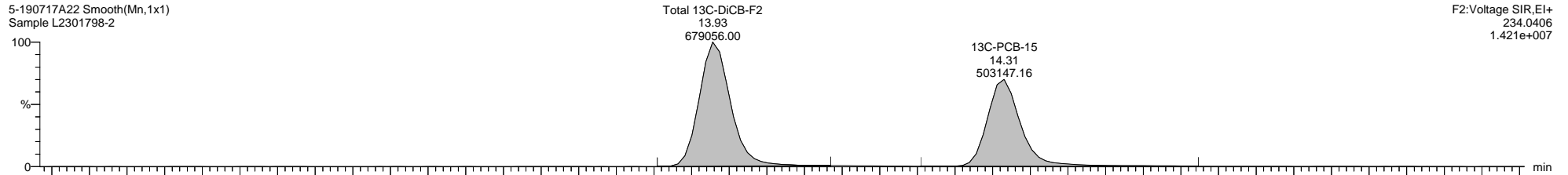
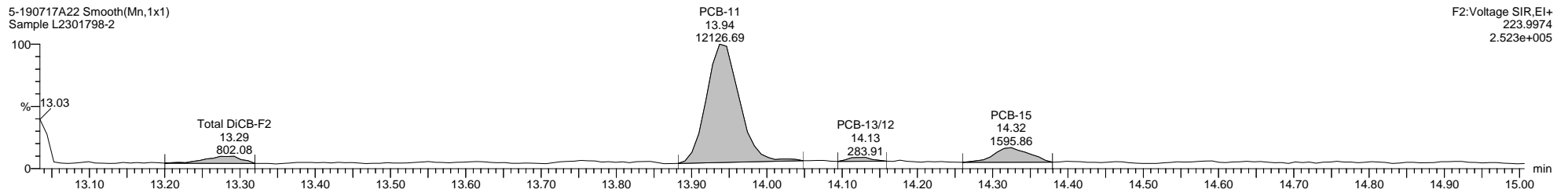
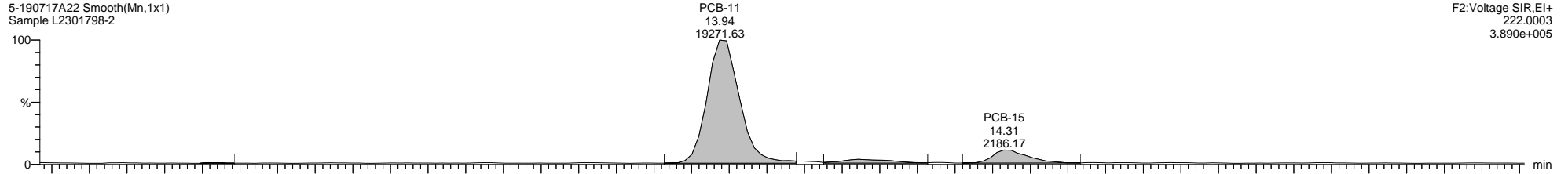
MassLynx MassLynx V4.1 SCN 901

Dataset: \\NABREWS002\Instdata\Organics Instrument\HIGHRES GCMS Completed Results Files\HR-5\190715-190717A2-0718ES.qld

Last Altered: Thursday, July 18, 2019 15:29:52 Eastern Daylight Time

Printed: Friday, September 06, 2019 17:37:28 Eastern Daylight Time

Name: 5-190717A22, Date: 18-Jul-2019, Time: 01:44:24, ID: L2301798-2, Description: Sample, Vial: Tray1:19



Quantify Sample Template Report

MassLynx MassLynx V4.1 SCN 901

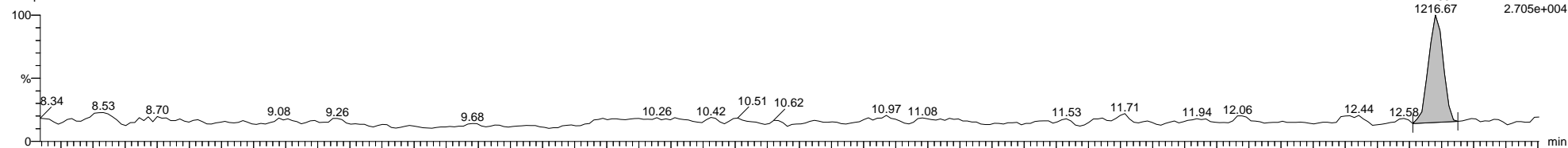
Dataset: \\NABREWS002\Instdata\Organics Instrument\HIGHRES GCMS Completed Results Files\HR-5\1907\5-190717A2-0718ES.qld

Last Altered: Thursday, July 18, 2019 15:29:52 Eastern Daylight Time

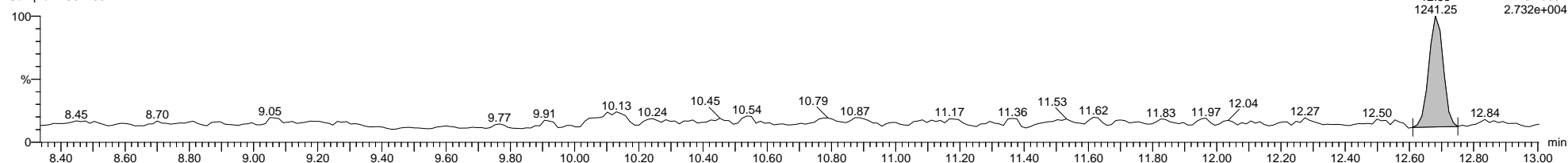
Printed: Friday, September 06, 2019 17:37:28 Eastern Daylight Time

Name: 5-190717A22, Date: 18-Jul-2019, Time: 01:44:24, ID: L2301798-2, Description: Sample, Vial: Tray1:19

5-190717A22 Smooth(Mn,1x1)  
Sample L2301798-2



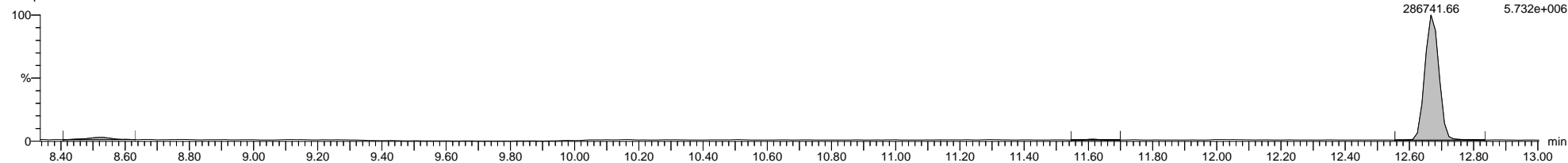
5-190717A22 Smooth(Mn,1x1)  
Sample L2301798-2



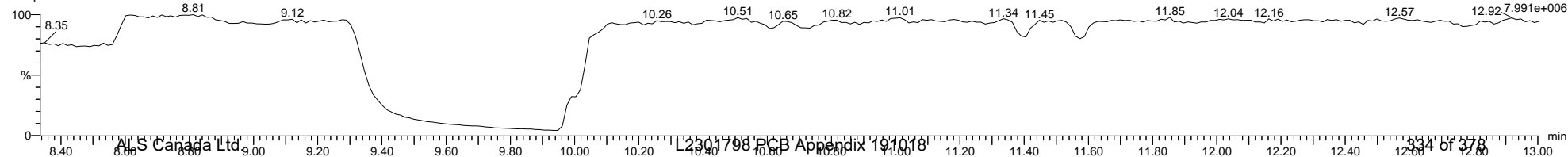
5-190717A22 Smooth(Mn,1x1)  
Sample L2301798-2



5-190717A22 Smooth(Mn,1x1)  
Sample L2301798-2



5-190717A22 Smooth(Mn,1x1)  
Sample L2301798-2



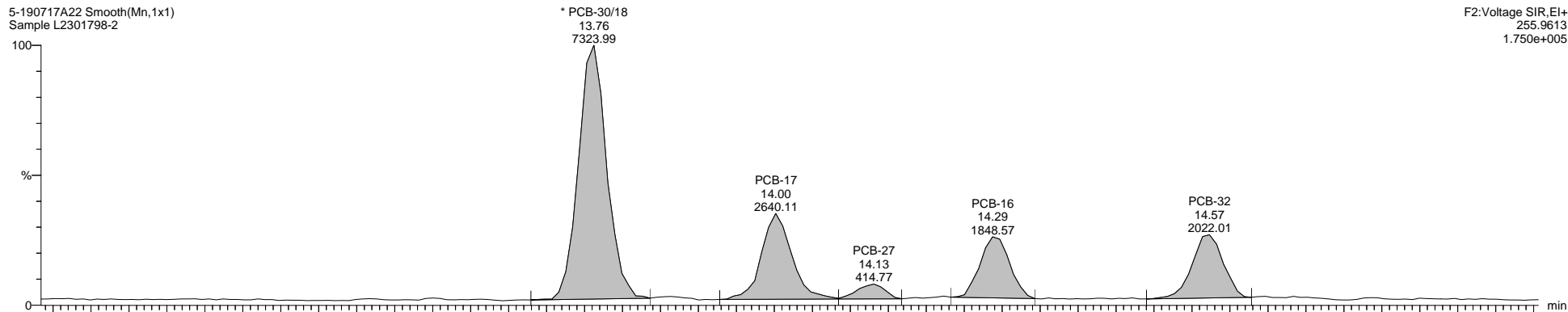
Dataset: \\NABREWS002\Instdata\Organics Instrument\HIGHRES GCMS Completed Results Files\HR-5\190715-190717A2-0718ES.qld

Last Altered: Thursday, July 18, 2019 15:29:52 Eastern Daylight Time

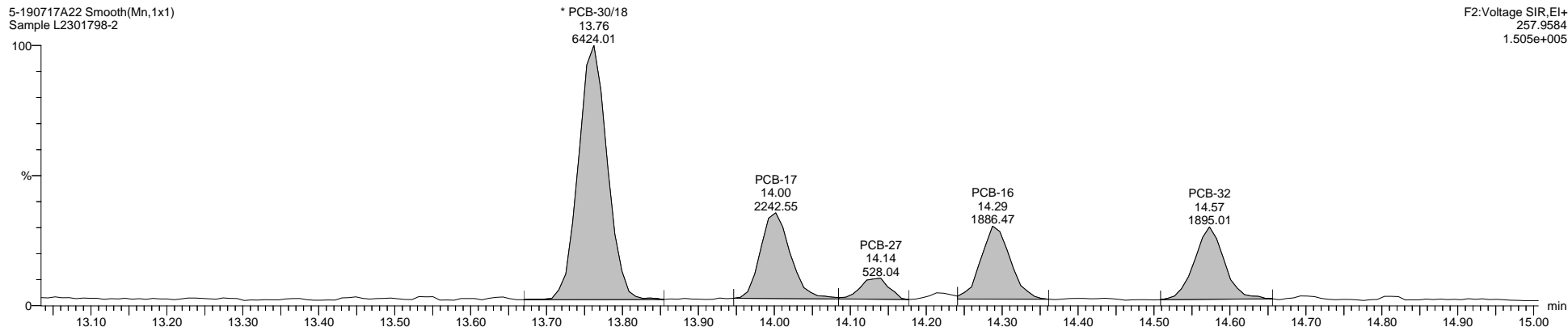
Printed: Friday, September 06, 2019 17:37:28 Eastern Daylight Time

Name: 5-190717A22, Date: 18-Jul-2019, Time: 01:44:24, ID: L2301798-2, Description: Sample, Vial: Tray1:19

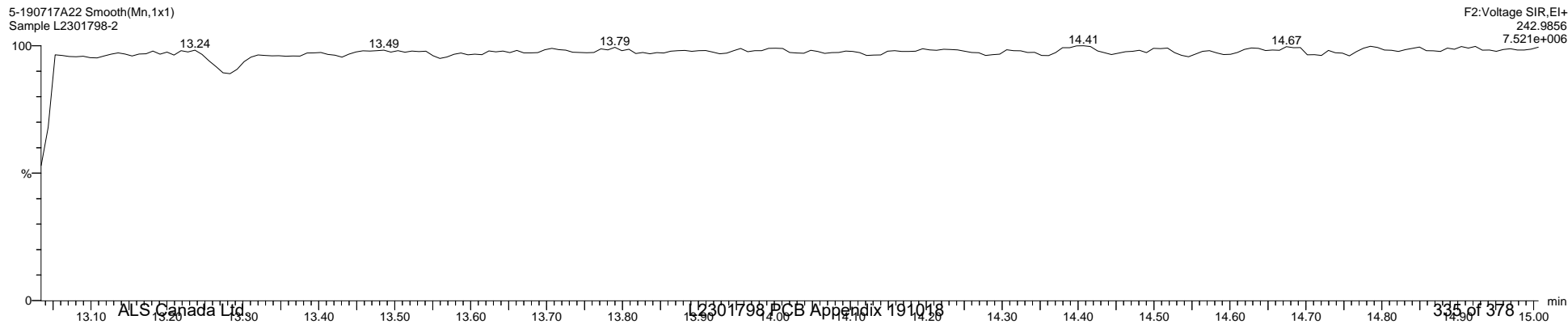
5-190717A22 Smooth(Mn,1x1)  
Sample L2301798-2



5-190717A22 Smooth(Mn,1x1)  
Sample L2301798-2



5-190717A22 Smooth(Mn,1x1)  
Sample L2301798-2



Quantify Sample Template Report

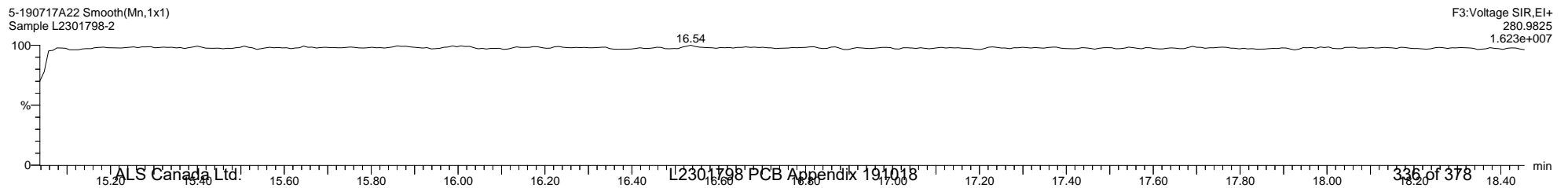
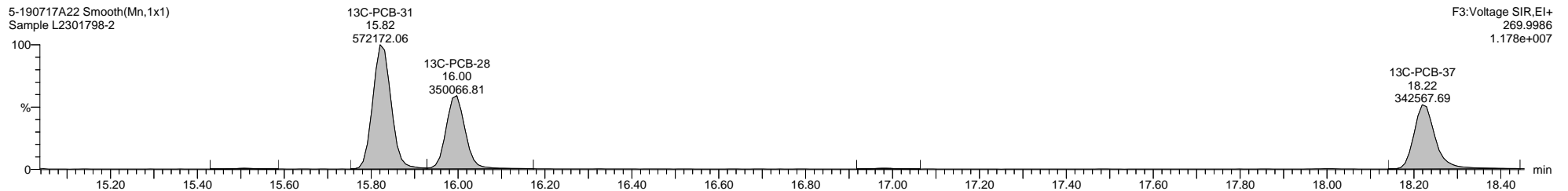

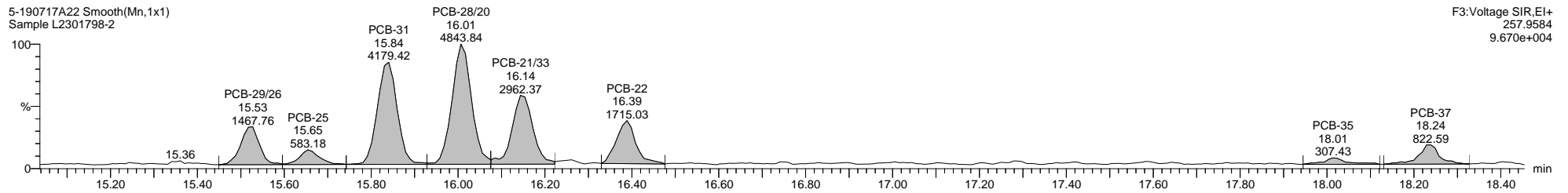
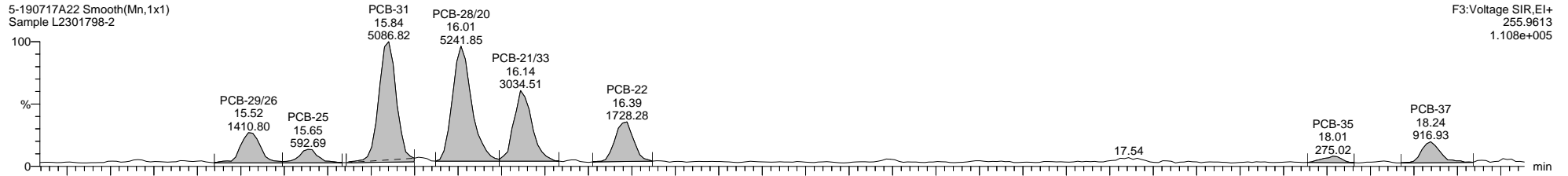
MassLynx MassLynx V4.1 SCN 901

Dataset: \\NABREWS002\Instdata\Organics Instrument\HIGHRES GCMS Completed Results Files\HR-5\1907\5-190717A2-0718ES.qld

Last Altered: Thursday, July 18, 2019 15:29:52 Eastern Daylight Time

Printed: Friday, September 06, 2019 17:37:28 Eastern Daylight Time

Name: 5-190717A22, Date: 18-Jul-2019, Time: 01:44:24, ID: L2301798-2, Description: Sample, Vial: Tray1:19



Quantify Sample Template Report

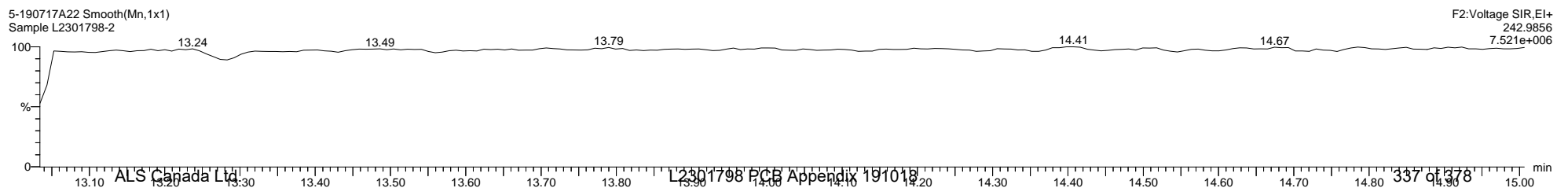
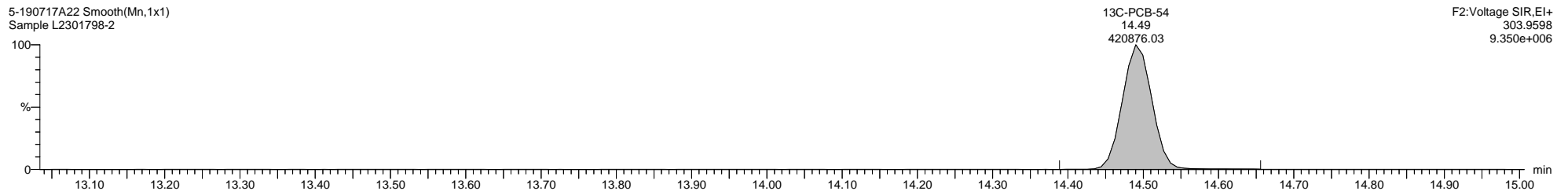

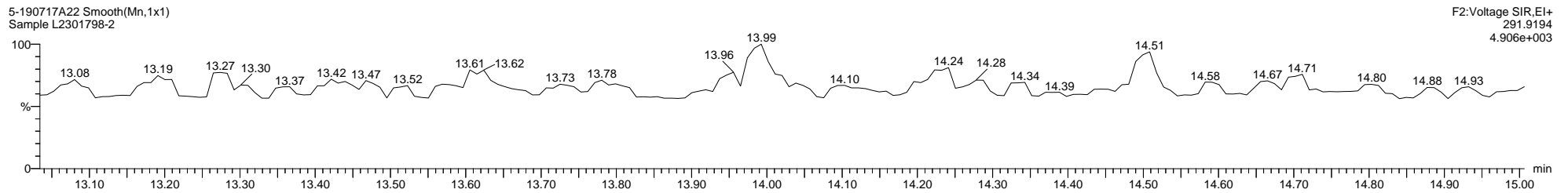
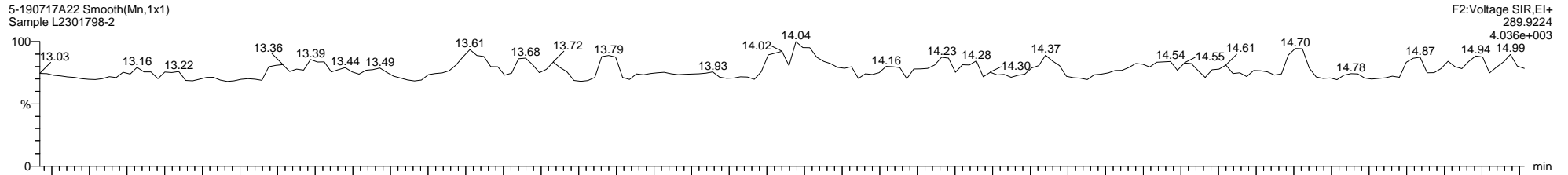
MassLynx MassLynx V4.1 SCN 901

Dataset: \\NABREWS002\Instdata\Organics Instrument\HIGHRES GCMS Completed Results Files\HR-5\1907\5-190717A2-0718ES.qld

Last Altered: Thursday, July 18, 2019 15:29:52 Eastern Daylight Time

Printed: Friday, September 06, 2019 17:37:28 Eastern Daylight Time

Name: 5-190717A22, Date: 18-Jul-2019, Time: 01:44:24, ID: L2301798-2, Description: Sample, Vial: Tray1:19



Quantify Sample Template Report

MassLynx MassLynx V4.1 SCN 901

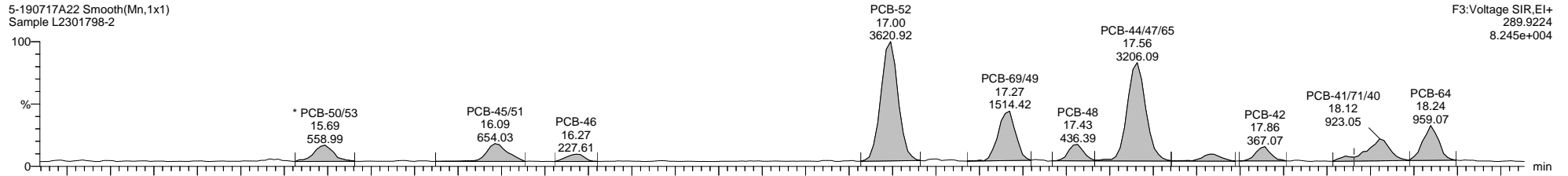
Dataset: \\NABREWS002\Instdata\Organics Instrument\HIGHRES GCMS Completed Results Files\HR-5\1907\5-190717A2-0718ES.qld

Last Altered: Thursday, July 18, 2019 15:29:52 Eastern Daylight Time

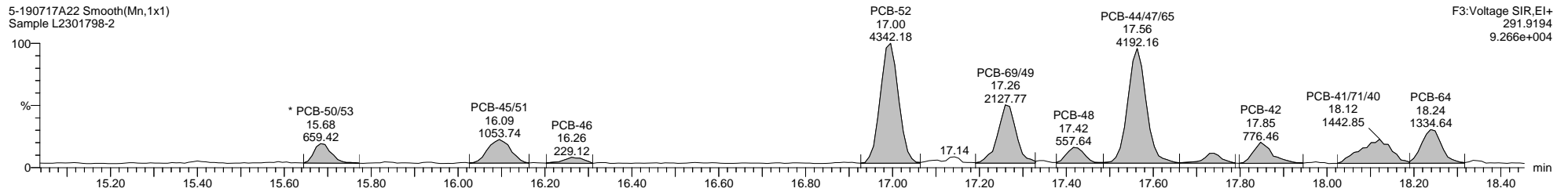
Printed: Friday, September 06, 2019 17:37:28 Eastern Daylight Time

Name: 5-190717A22, Date: 18-Jul-2019, Time: 01:44:24, ID: L2301798-2, Description: Sample, Vial: Tray1:19

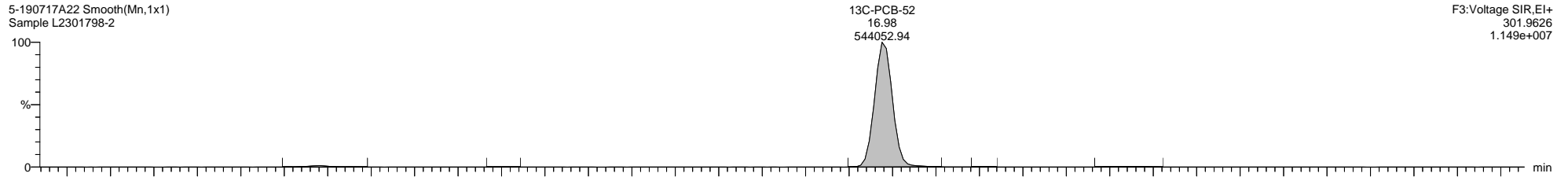
5-190717A22 Smooth(Mn,1x1)  
Sample L2301798-2



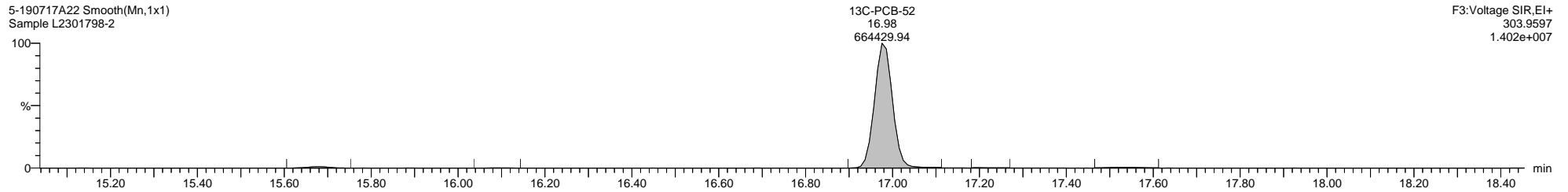
5-190717A22 Smooth(Mn,1x1)  
Sample L2301798-2



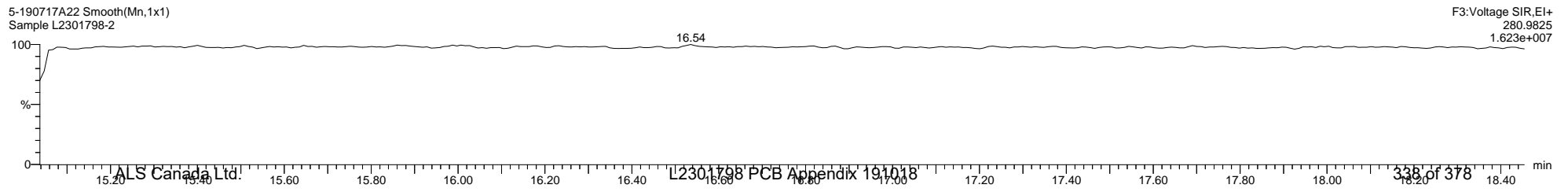
5-190717A22 Smooth(Mn,1x1)  
Sample L2301798-2



5-190717A22 Smooth(Mn,1x1)  
Sample L2301798-2



5-190717A22 Smooth(Mn,1x1)  
Sample L2301798-2



Quantify Sample Template Report

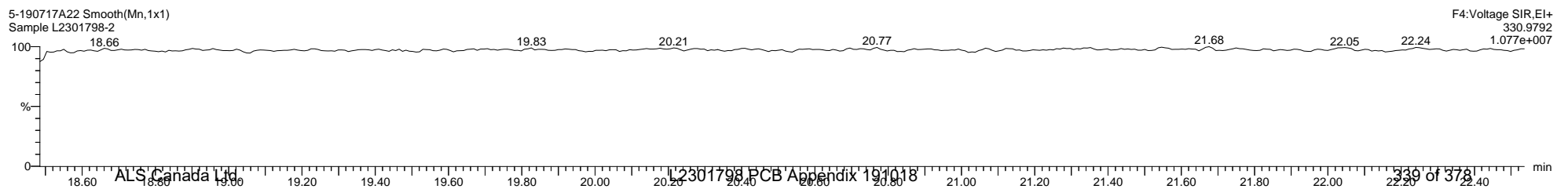
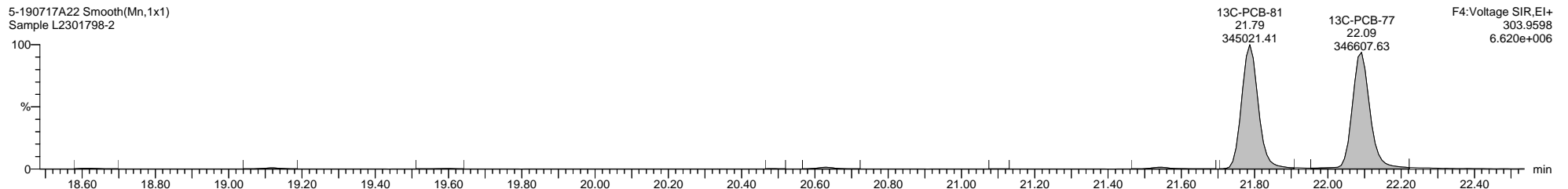
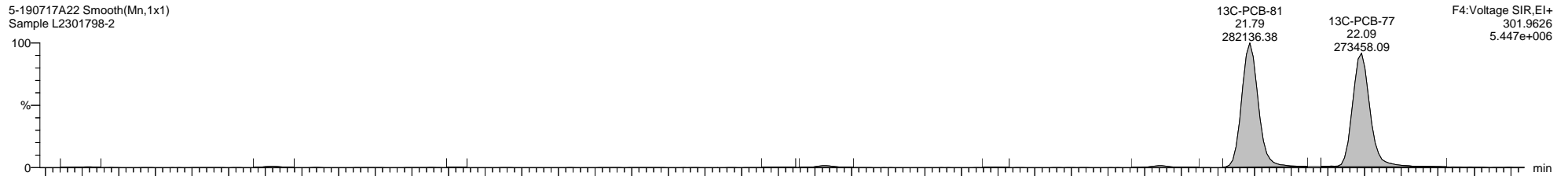
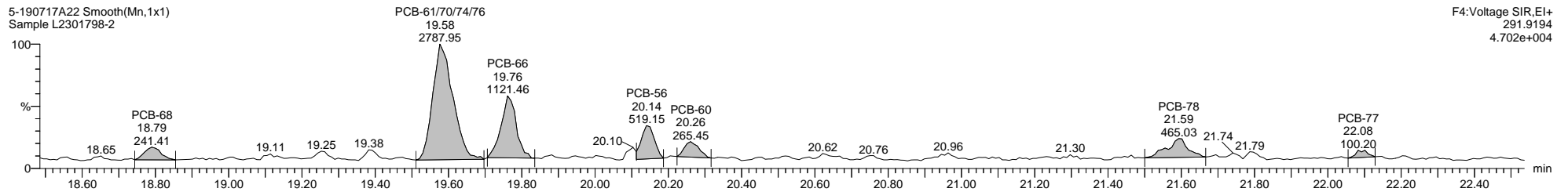
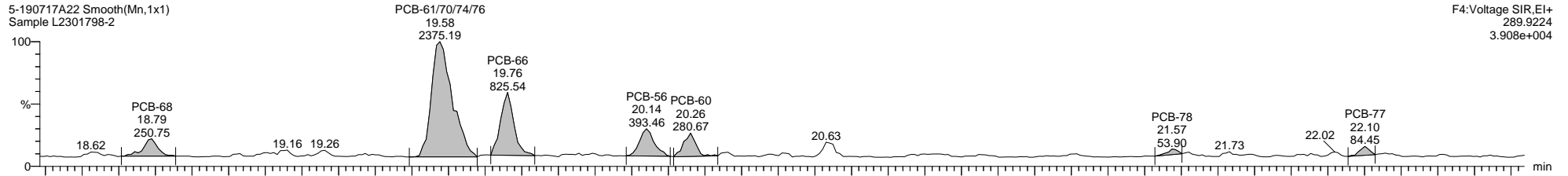
MassLynx MassLynx V4.1 SCN 901

Dataset: \\NABREWS002\Instdata\Organics Instrument\HIGHRES GCMS Completed Results Files\HR-5\1907\5-190717A2-0718ES.qld

Last Altered: Thursday, July 18, 2019 15:29:52 Eastern Daylight Time

Printed: Friday, September 06, 2019 17:37:28 Eastern Daylight Time

Name: 5-190717A22, Date: 18-Jul-2019, Time: 01:44:24, ID: L2301798-2, Description: Sample, Vial: Tray1:19



Quantify Sample Template Report


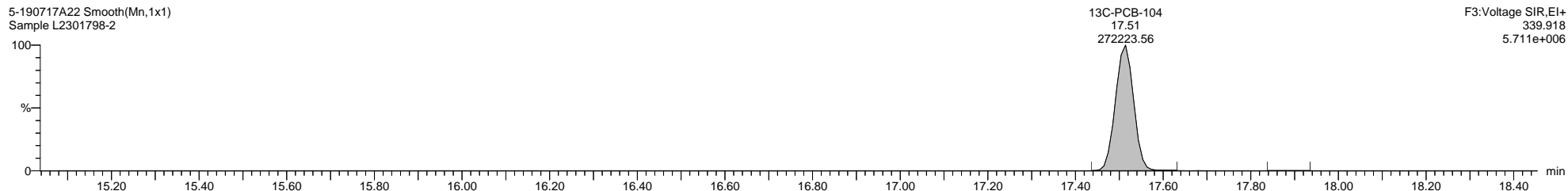

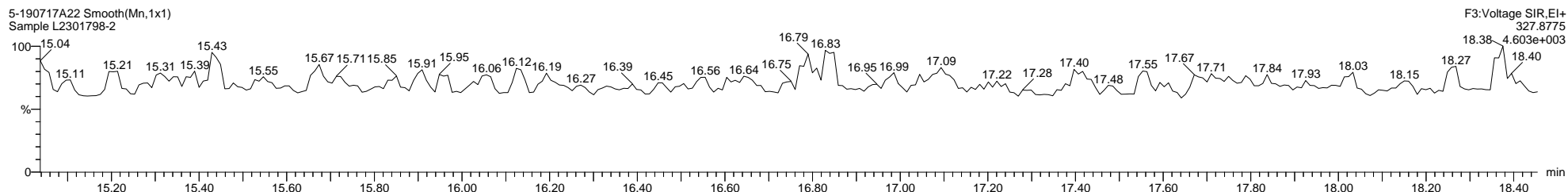
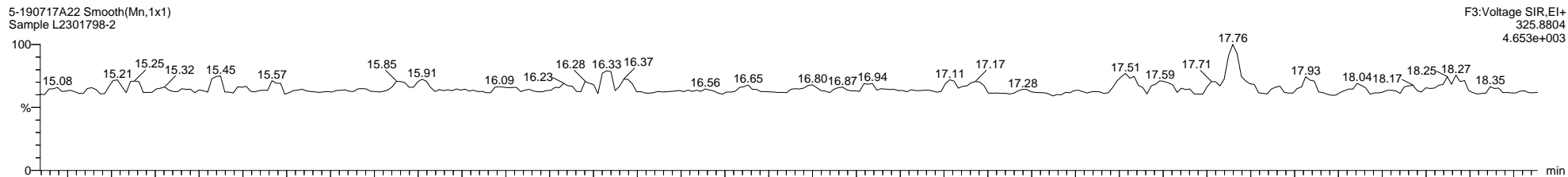
MassLynx MassLynx V4.1 SCN 901

Dataset: \\NABREWS002\Instdata\Organics Instrument\HIGHRES GCMS Completed Results Files\HR-5\1907\5-190717A2-0718ES.qld

Last Altered: Thursday, July 18, 2019 15:29:52 Eastern Daylight Time

Printed: Friday, September 06, 2019 17:37:28 Eastern Daylight Time

Name: 5-190717A22, Date: 18-Jul-2019, Time: 01:44:24, ID: L2301798-2, Description: Sample, Vial: Tray1:19



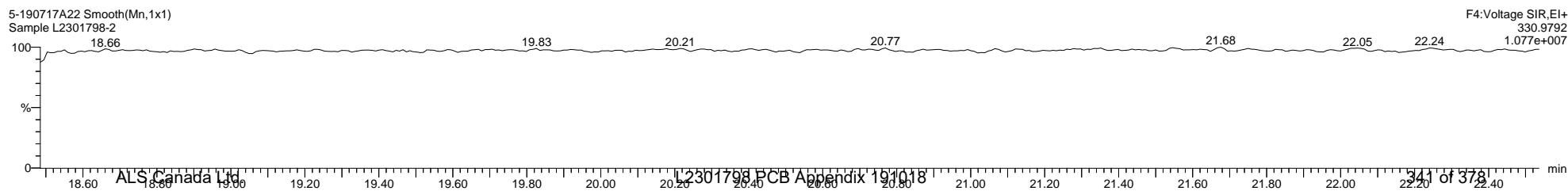
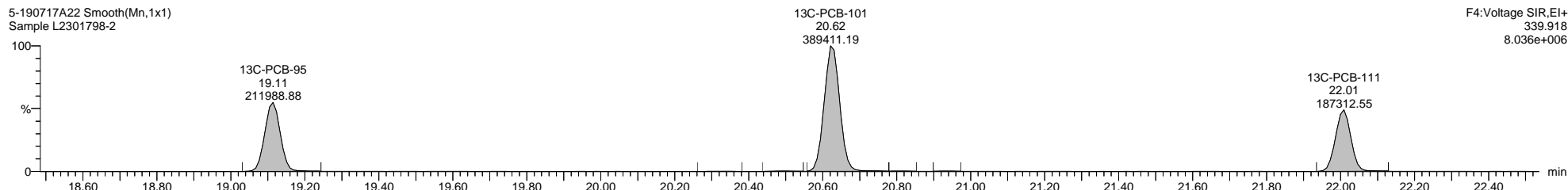
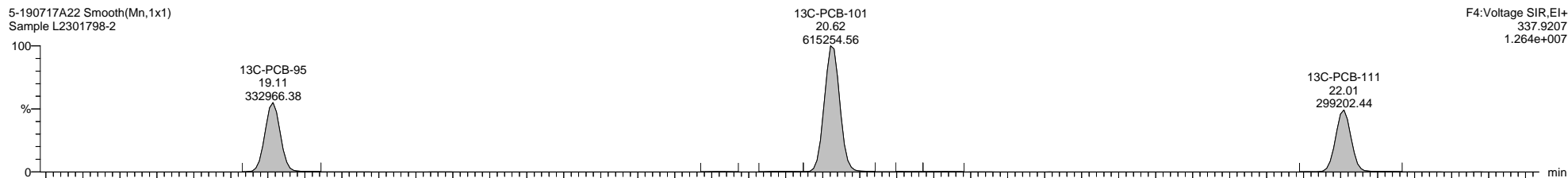
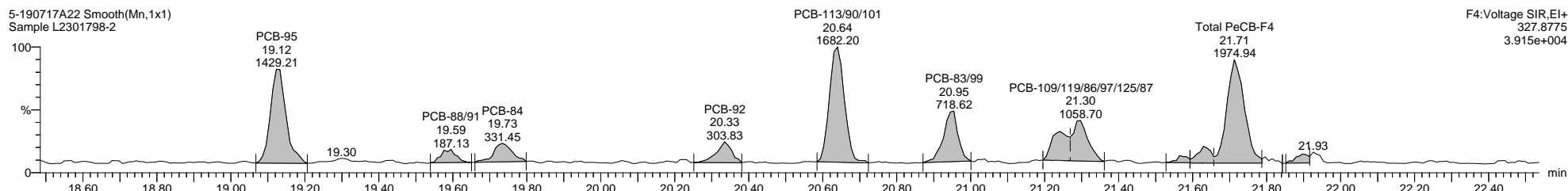
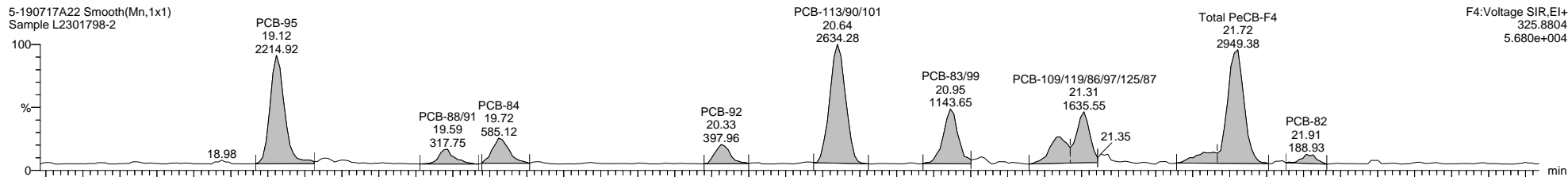


Dataset: \\NABREWS002\Instdata\Organics Instrument\HIGHRES GCMS Completed Results Files\HR-5\1907\5-190717A2-0718ES.qld

Last Altered: Thursday, July 18, 2019 15:29:52 Eastern Daylight Time

Printed: Friday, September 06, 2019 17:37:28 Eastern Daylight Time

Name: 5-190717A22, Date: 18-Jul-2019, Time: 01:44:24, ID: L2301798-2, Description: Sample, Vial: Tray1:19



Quantify Sample Template Report

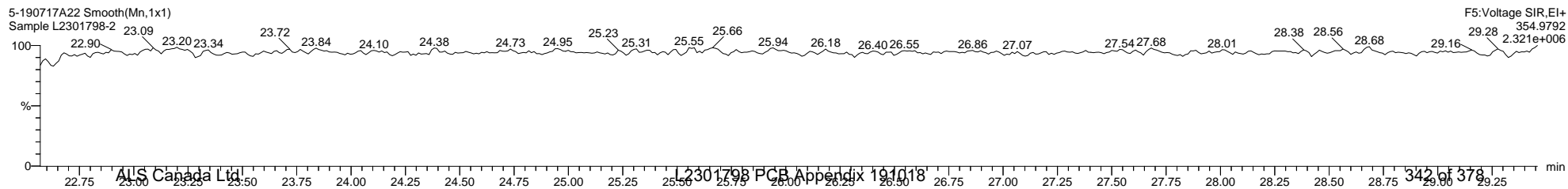
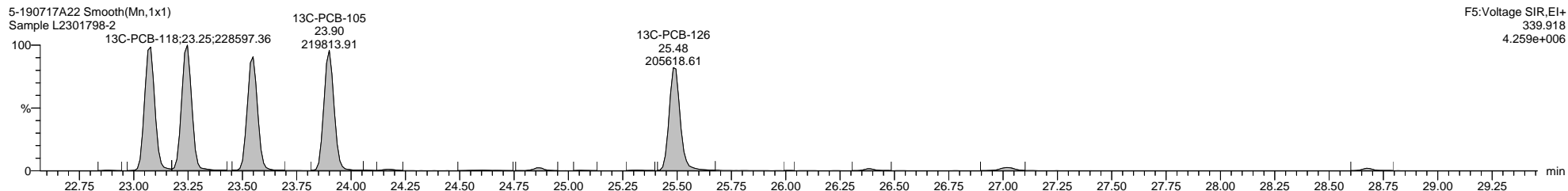
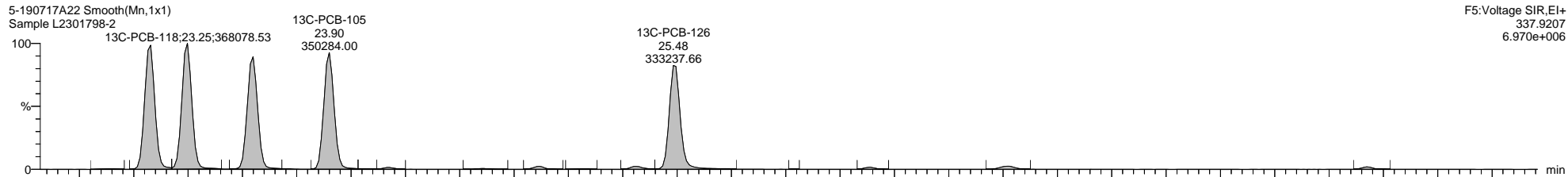
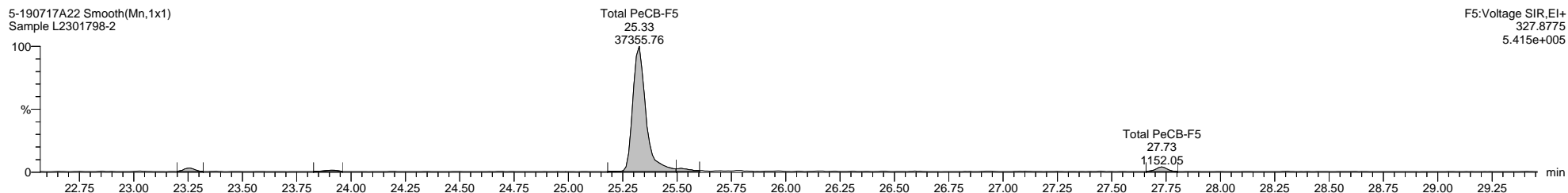
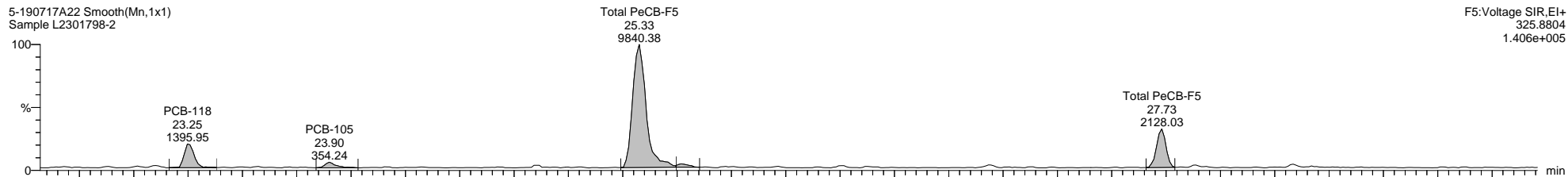
MassLynx MassLynx V4.1 SCN 901

Dataset: \\NABREWS002\Instdata\Organics Instrument\HIGHRES GCMS Completed Results Files\HR-5\1907\5-190717A2-0718ES.qld

Last Altered: Thursday, July 18, 2019 15:29:52 Eastern Daylight Time

Printed: Friday, September 06, 2019 17:37:28 Eastern Daylight Time

Name: 5-190717A22, Date: 18-Jul-2019, Time: 01:44:24, ID: L2301798-2, Description: Sample, Vial: Tray1:19



Quantify Sample Template Report

MassLynx MassLynx V4.1 SCN 901

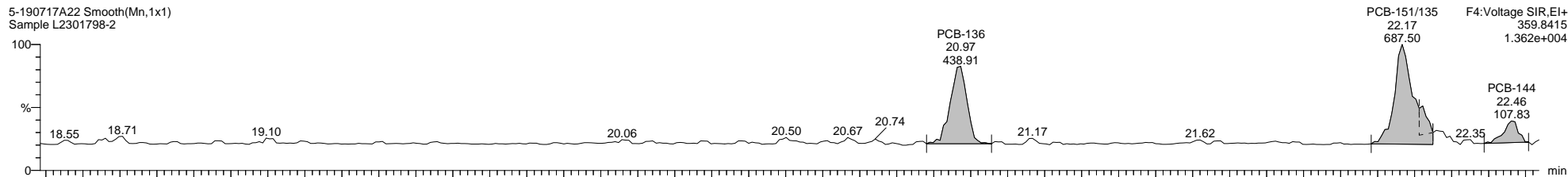
Dataset: \\NABREWS002\Instdata\Organics Instrument\HIGHRES GCMS Completed Results Files\HR-5\190715-190717A2-0718ES.qld

Last Altered: Thursday, July 18, 2019 15:29:52 Eastern Daylight Time

Printed: Friday, September 06, 2019 17:37:28 Eastern Daylight Time

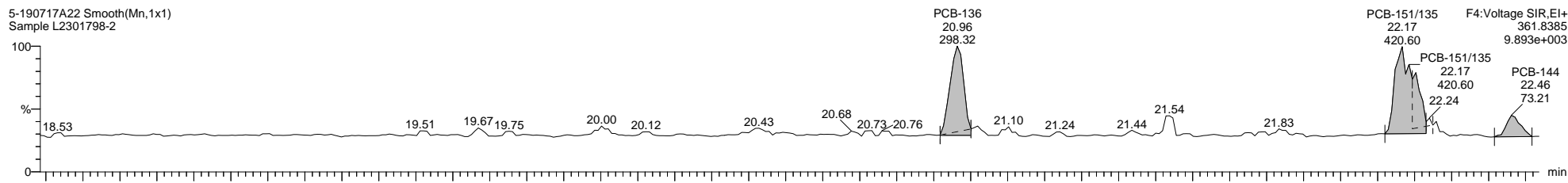
Name: 5-190717A22, Date: 18-Jul-2019, Time: 01:44:24, ID: L2301798-2, Description: Sample, Vial: Tray1:19

5-190717A22 Smooth(Mn,1x1)  
Sample L2301798-2



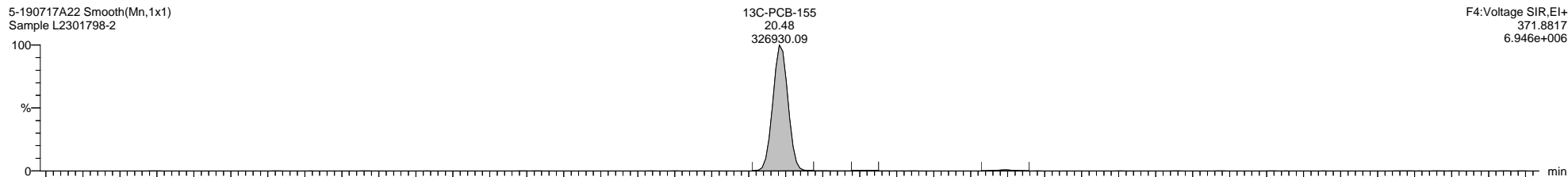
F4:Voltage SIR,EI+  
359.8415  
1.362e+004

5-190717A22 Smooth(Mn,1x1)  
Sample L2301798-2



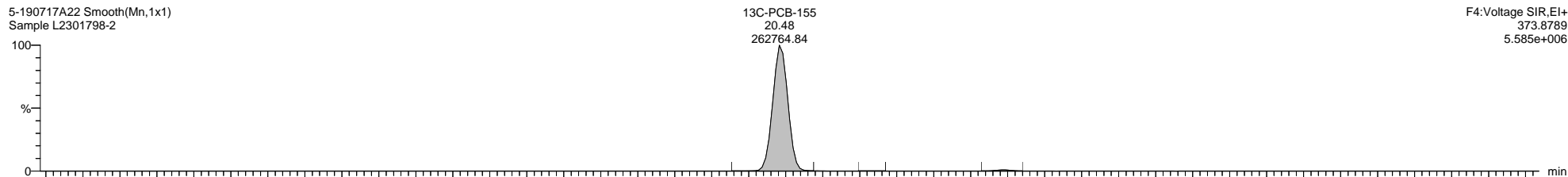
F4:Voltage SIR,EI+  
361.8385  
9.893e+003

5-190717A22 Smooth(Mn,1x1)  
Sample L2301798-2



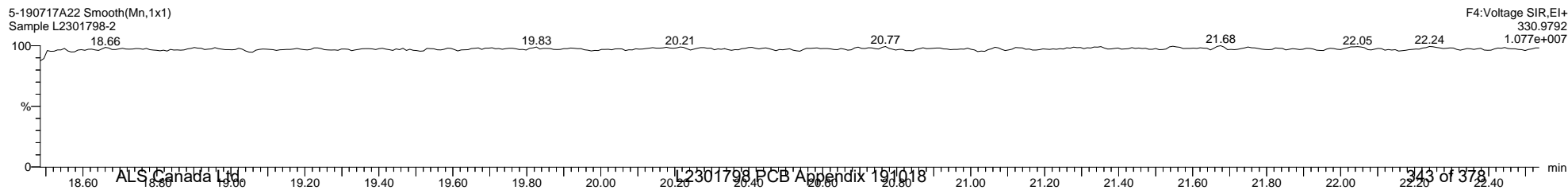
F4:Voltage SIR,EI+  
371.8817  
6.946e+006

5-190717A22 Smooth(Mn,1x1)  
Sample L2301798-2



F4:Voltage SIR,EI+  
373.8789  
5.585e+006

5-190717A22 Smooth(Mn,1x1)  
Sample L2301798-2



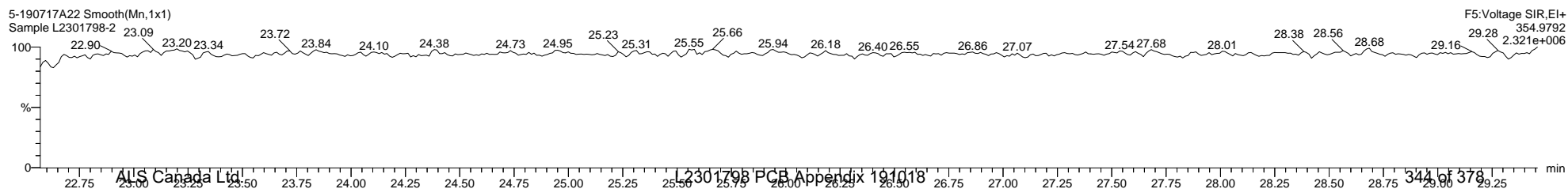
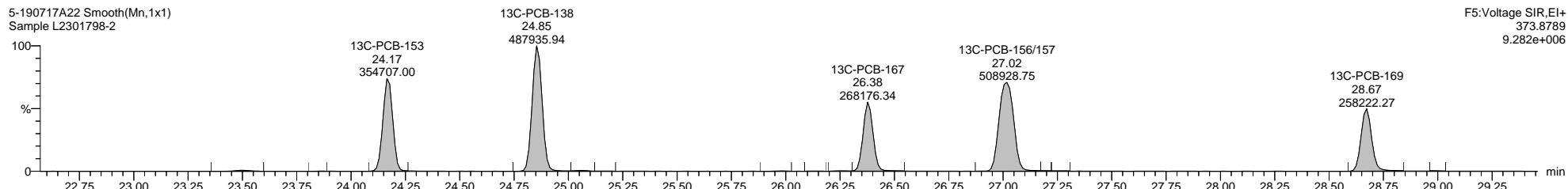
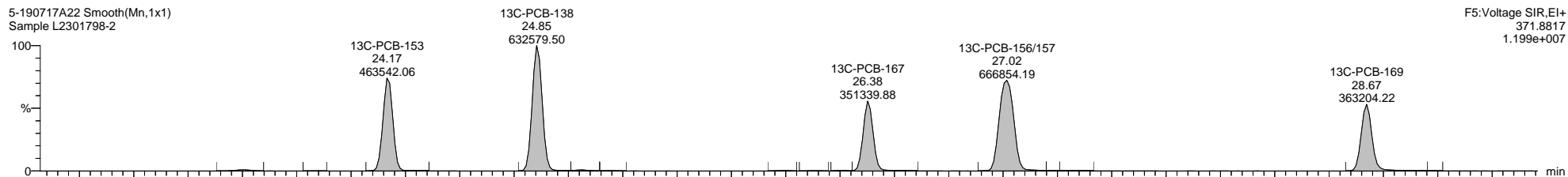
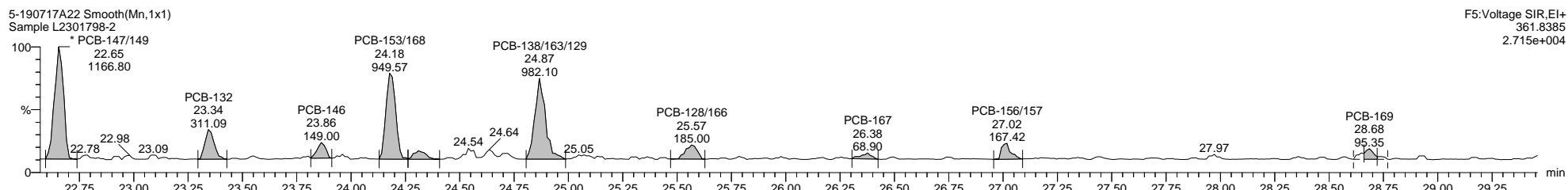
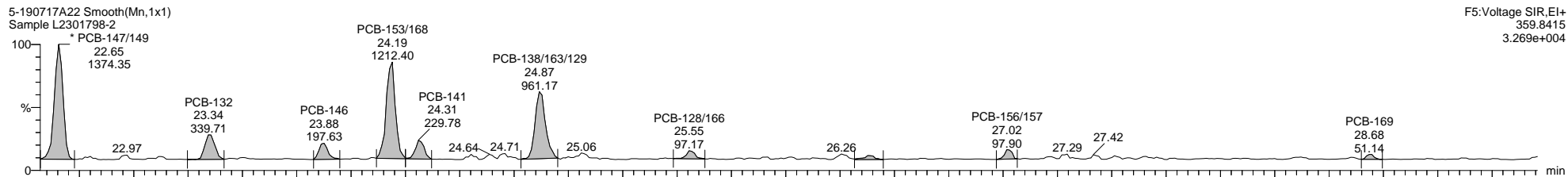
F4:Voltage SIR,EI+  
330.9792  
1.077e+007

Dataset: \\NABREWS002\Instdata\Organics Instrument\HIGHRES GCMS Completed Results Files\HR-5\1907\5-190717A2-0718ES.qld

Last Altered: Thursday, July 18, 2019 15:29:52 Eastern Daylight Time

Printed: Friday, September 06, 2019 17:37:28 Eastern Daylight Time

Name: 5-190717A22, Date: 18-Jul-2019, Time: 01:44:24, ID: L2301798-2, Description: Sample, Vial: Tray1:19



Quantify Sample Template Report

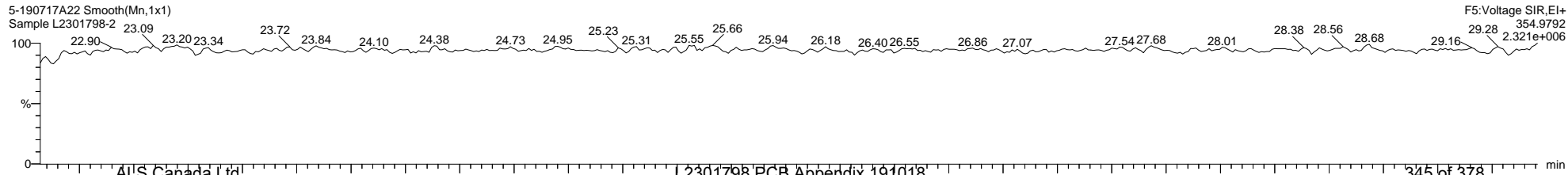

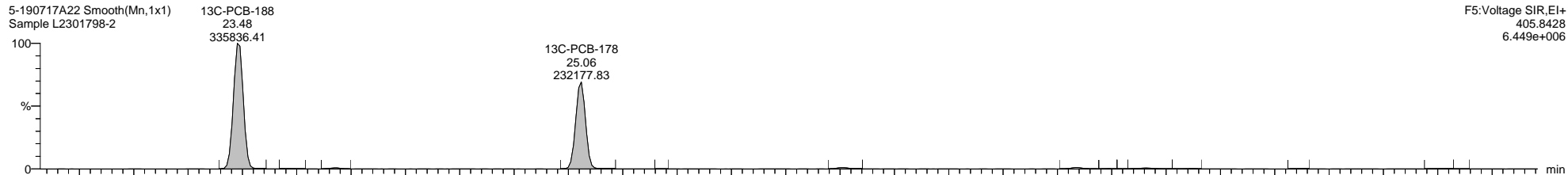
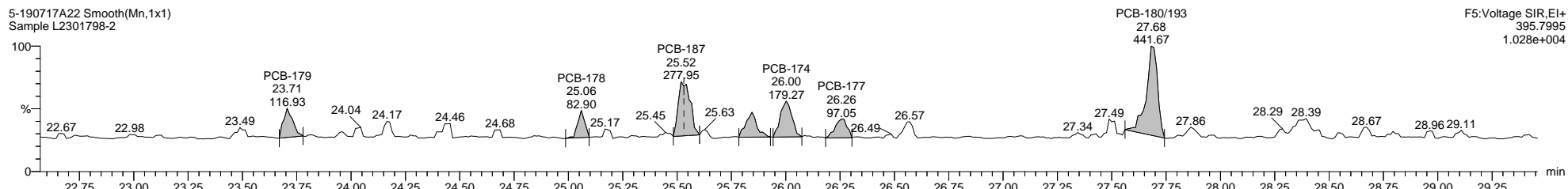
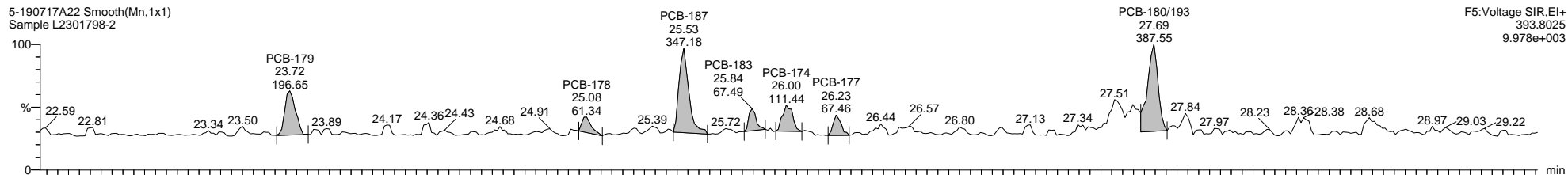
MassLynx MassLynx V4.1 SCN 901

Dataset: \\NABREWS002\Instdata\Organics Instrument\HIGHRES GCMS Completed Results Files\HR-5\1907\5-190717A2-0718ES.qld

Last Altered: Thursday, July 18, 2019 15:29:52 Eastern Daylight Time

Printed: Friday, September 06, 2019 17:37:28 Eastern Daylight Time

Name: 5-190717A22, Date: 18-Jul-2019, Time: 01:44:24, ID: L2301798-2, Description: Sample, Vial: Tray1:19



Quantify Sample Template Report

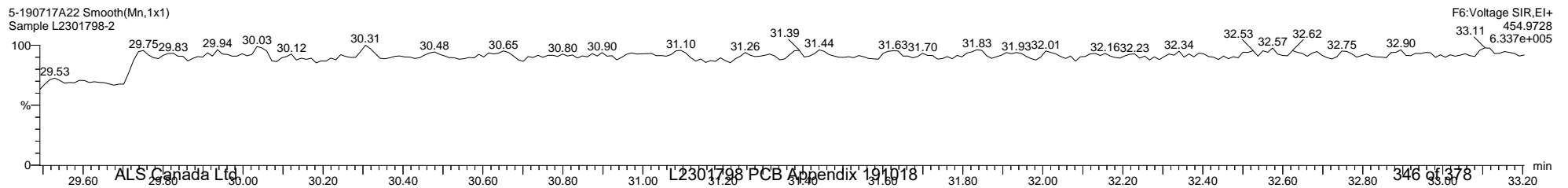
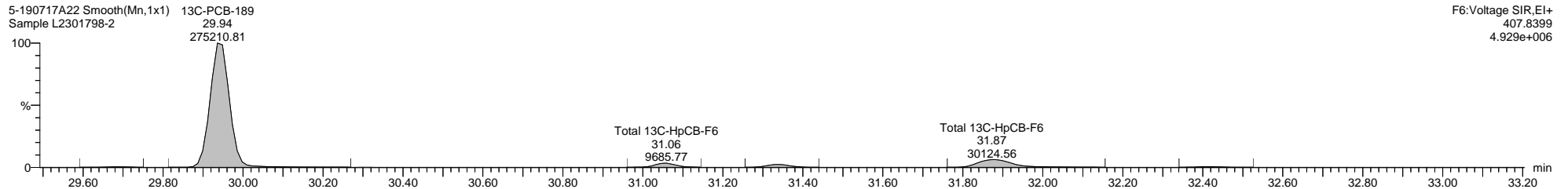
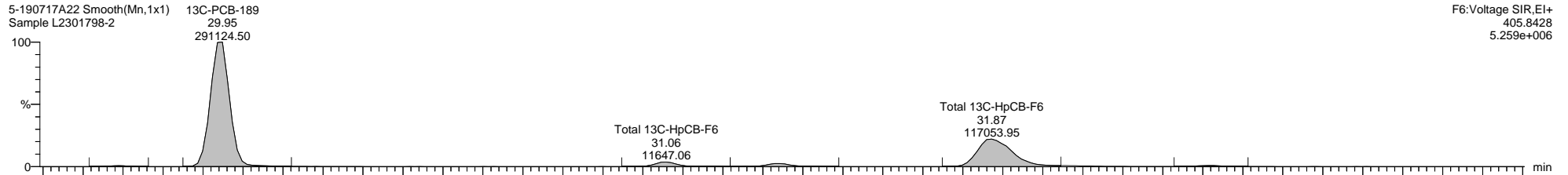
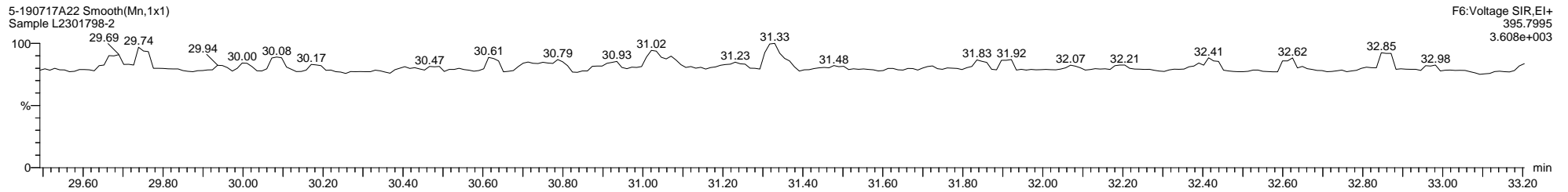
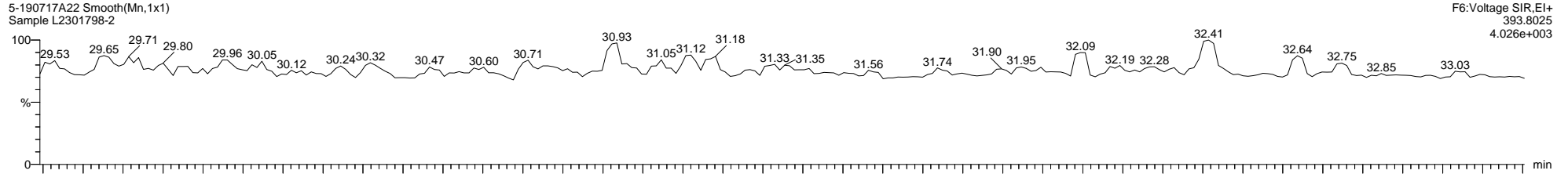
MassLynx MassLynx V4.1 SCN 901

Dataset: \\NABREWS002\Instdata\Organics Instrument\HIGHRES GCMS Completed Results Files\HR-5\1907\5-190717A2-0718ES.qld

Last Altered: Thursday, July 18, 2019 15:29:52 Eastern Daylight Time

Printed: Friday, September 06, 2019 17:37:28 Eastern Daylight Time

Name: 5-190717A22, Date: 18-Jul-2019, Time: 01:44:24, ID: L2301798-2, Description: Sample, Vial: Tray1:19



Quantify Sample Template Report

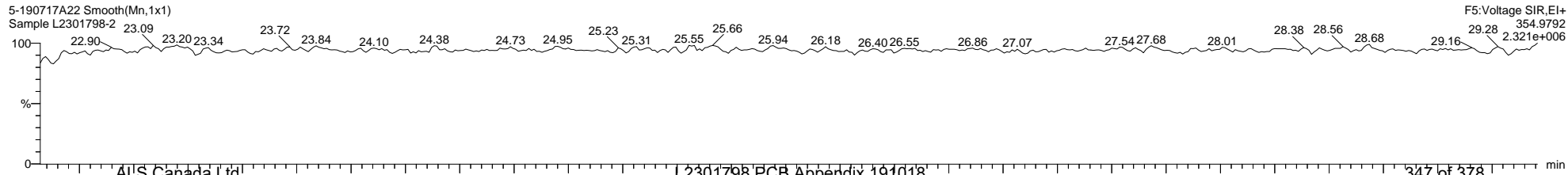
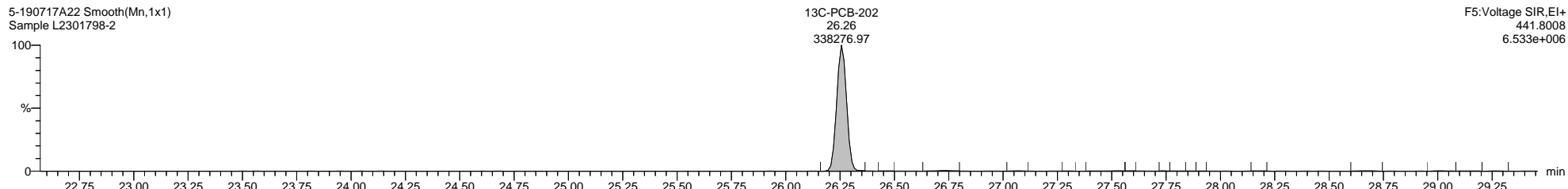
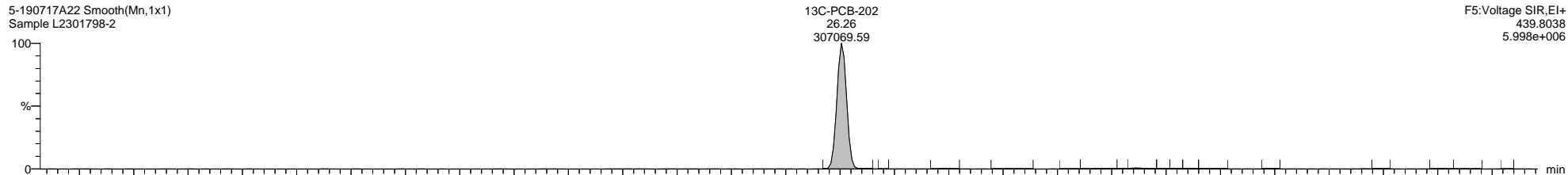
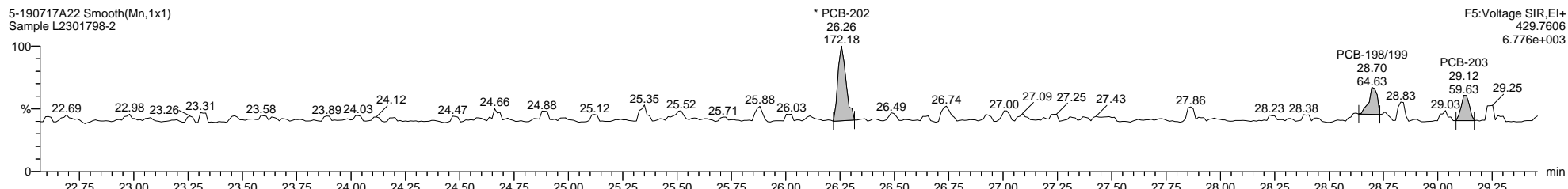
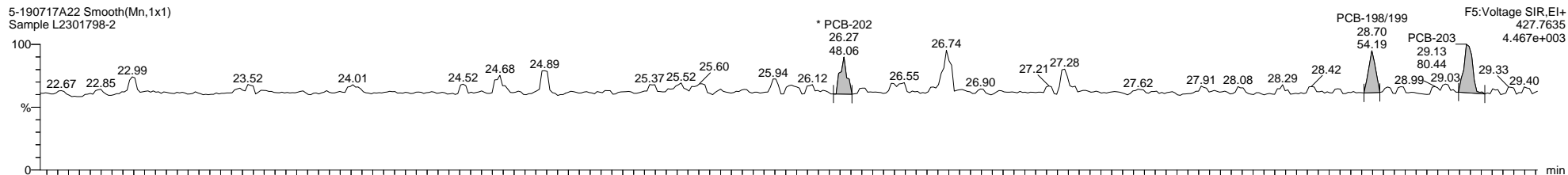
MassLynx MassLynx V4.1 SCN 901

Dataset: \\NABREWS002\Instdata\Organics Instrument\HIGHRES GCMS Completed Results Files\HR-5\1907\5-190717A2-0718ES.qld

Last Altered: Thursday, July 18, 2019 15:29:52 Eastern Daylight Time

Printed: Friday, September 06, 2019 17:37:28 Eastern Daylight Time

Name: 5-190717A22, Date: 18-Jul-2019, Time: 01:44:24, ID: L2301798-2, Description: Sample, Vial: Tray1:19



Quantify Sample Template Report

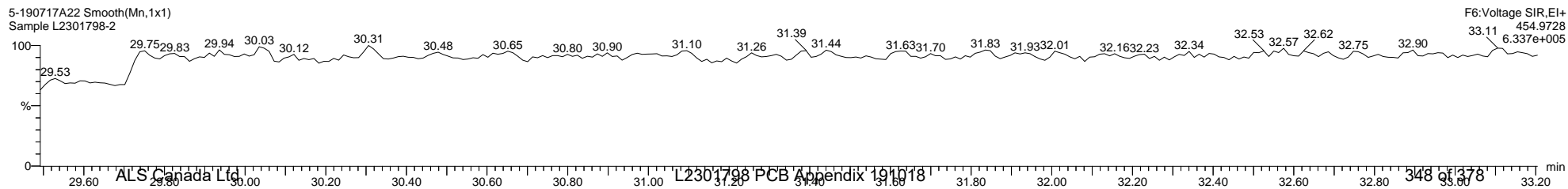
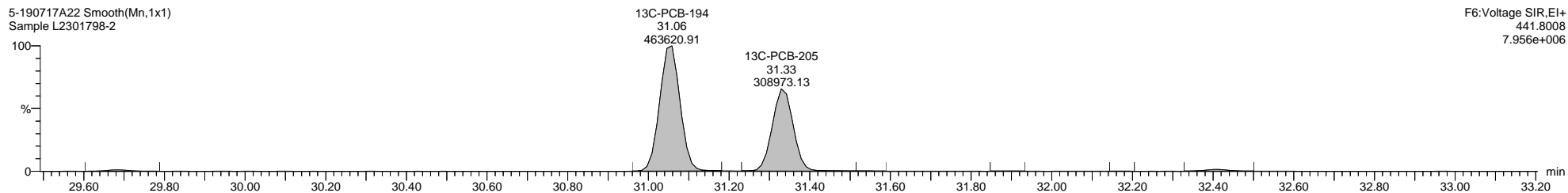
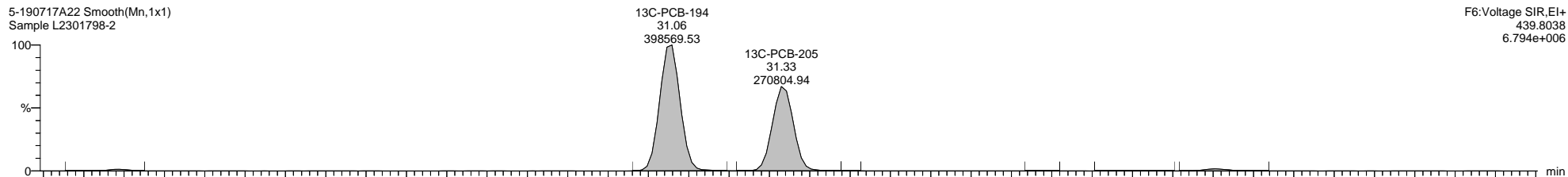
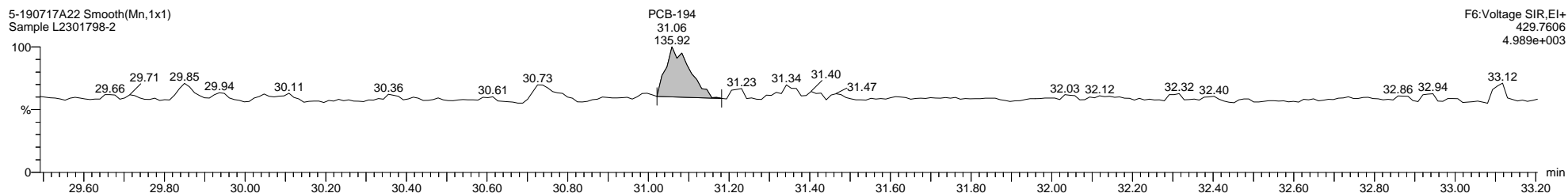
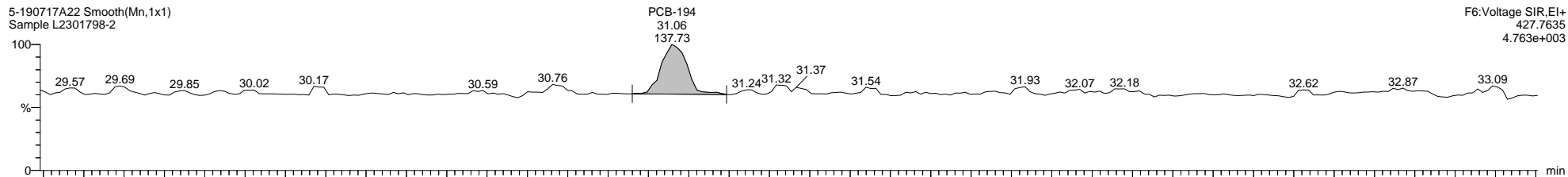
MassLynx MassLynx V4.1 SCN 901

Dataset: \\NABREWS002\Instdata\Organics Instrument\HIGHRES GCMS Completed Results Files\HR-5\1907\5-190717A2-0718ES.qld

Last Altered: Thursday, July 18, 2019 15:29:52 Eastern Daylight Time

Printed: Friday, September 06, 2019 17:37:28 Eastern Daylight Time

Name: 5-190717A22, Date: 18-Jul-2019, Time: 01:44:24, ID: L2301798-2, Description: Sample, Vial: Tray1:19





Quantify Sample Template Report

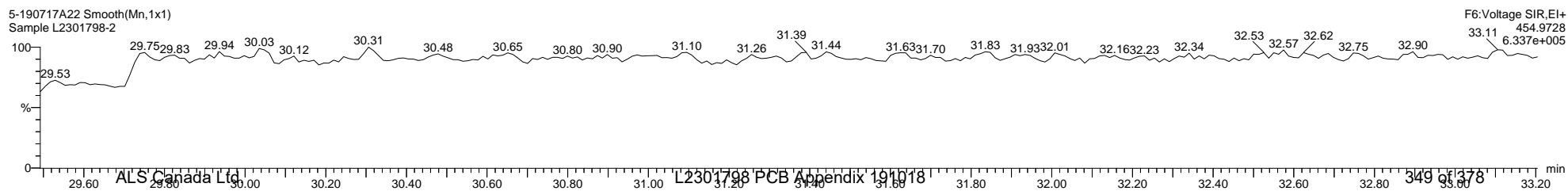
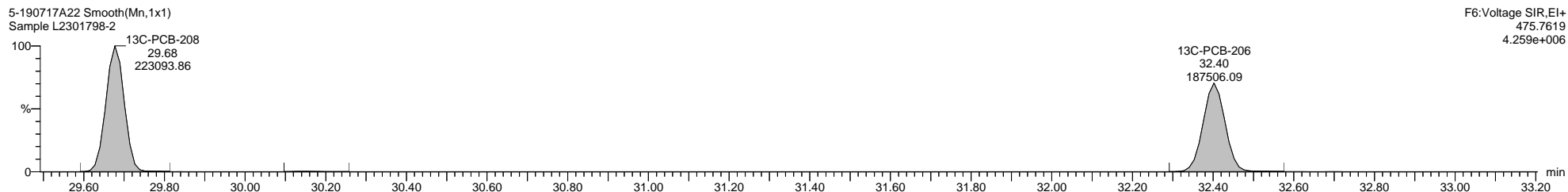

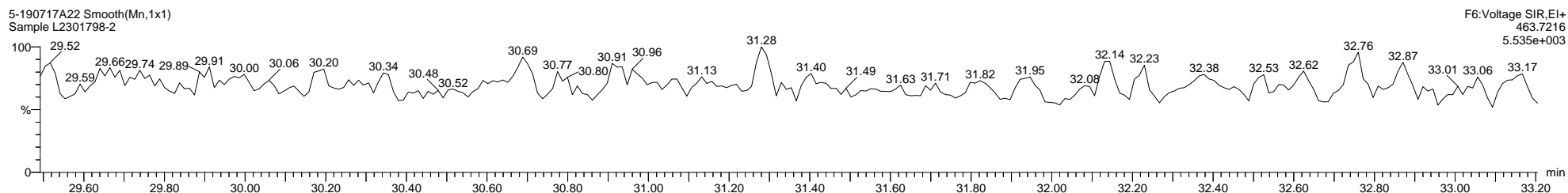
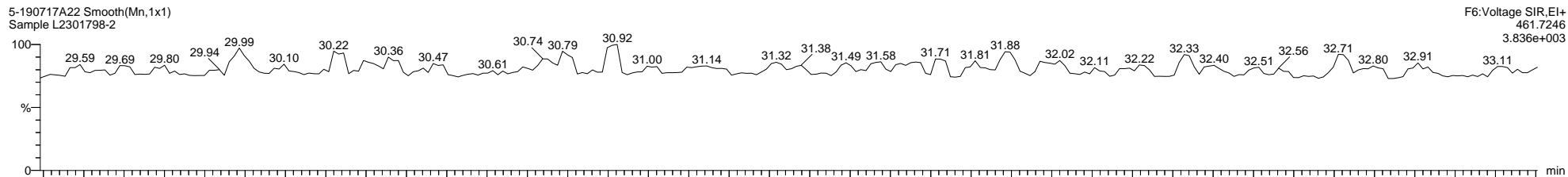
MassLynx MassLynx V4.1 SCN 901

Dataset: \\NABREWS002\Instdata\Organics Instrument\HIGHRES GCMS Completed Results Files\HR-5\1907\5-190717A2-0718ES.qld

Last Altered: Thursday, July 18, 2019 15:29:52 Eastern Daylight Time

Printed: Friday, September 06, 2019 17:37:28 Eastern Daylight Time

Name: 5-190717A22, Date: 18-Jul-2019, Time: 01:44:24, ID: L2301798-2, Description: Sample, Vial: Tray1:19

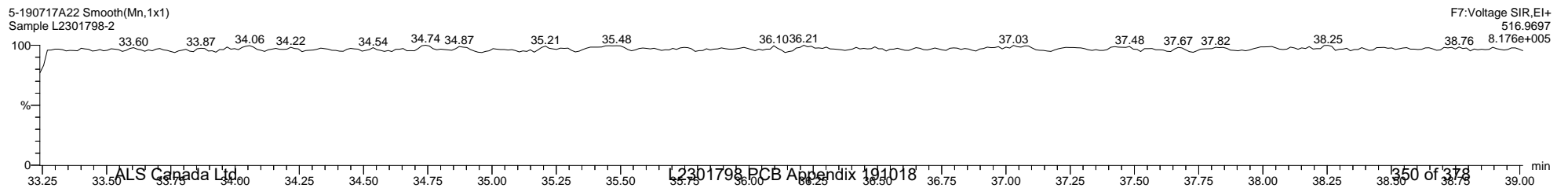
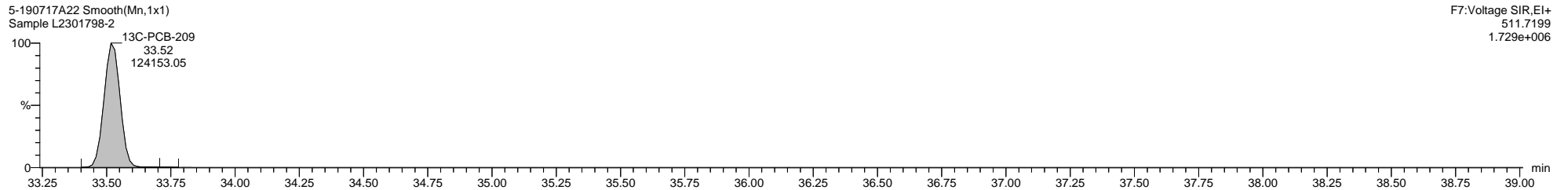
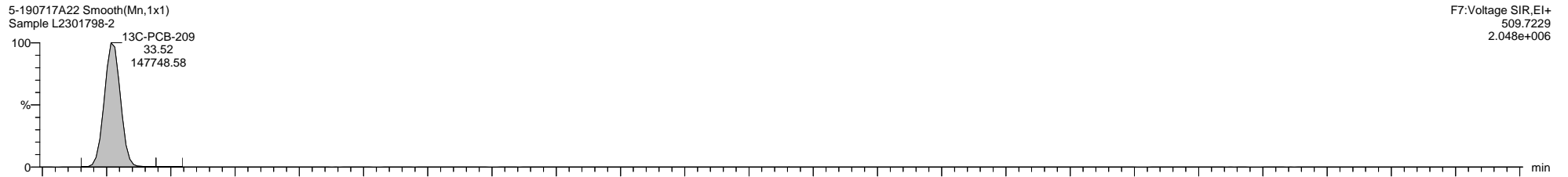
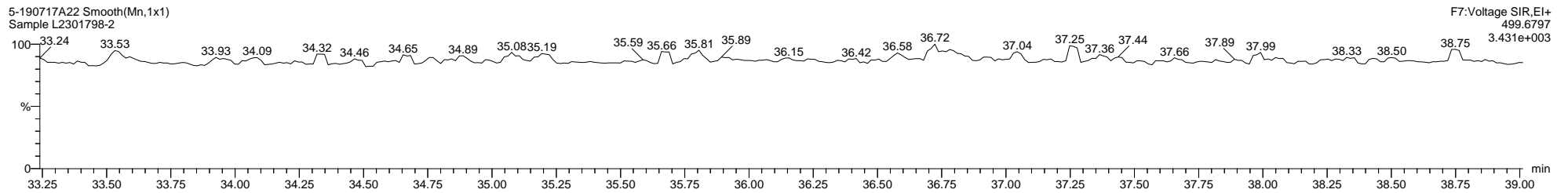
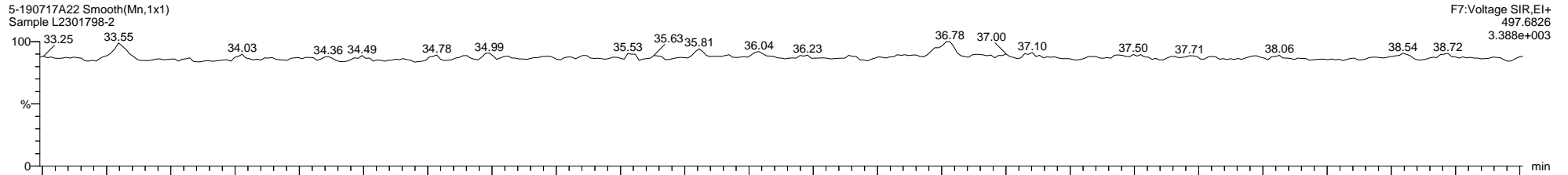


Dataset: \\NABREWS002\Instdata\Organics Instrument\HIGHRES GCMS Completed Results Files\HR-5\1907\5-190717A2-0718ES.qld

Last Altered: Thursday, July 18, 2019 15:29:52 Eastern Daylight Time

Printed: Friday, September 06, 2019 17:37:28 Eastern Daylight Time

Name: 5-190717A22, Date: 18-Jul-2019, Time: 01:44:24, ID: L2301798-2, Description: Sample, Vial: Tray1:19



Quantify Sample Template Report

MassLynx MassLynx V4.1 SCN 901

Dataset: \\NABREWS002\Instdata\Organics Instrument\HIGHRES GCMS Completed Results Files\HR-5\190715-190717A2-0718ES.qld

Last Altered: Thursday, July 18, 2019 15:29:52 Eastern Daylight Time

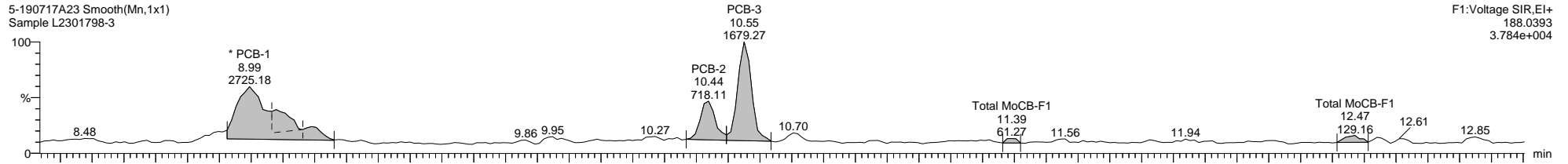
Printed: Friday, September 06, 2019 17:37:28 Eastern Daylight Time

Method: C:\MassLynx\PCB.PRO\MethDB\1668-OCTYL-1-209-190718.mdb 11 Jul 2019 12:10:30

Calibration: 18 Jul 2019 15:29:52

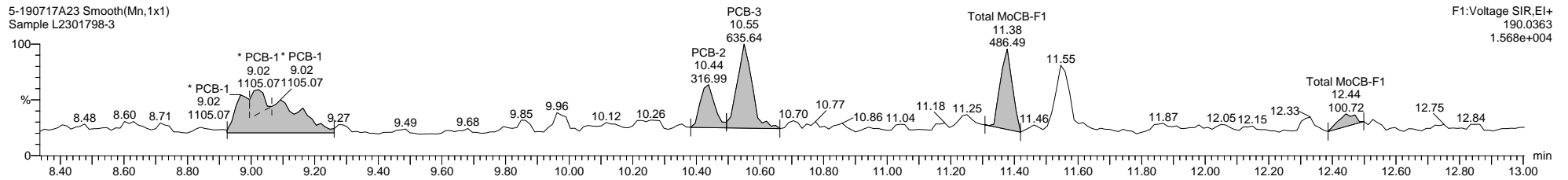
Name: 5-190717A23, Date: 18-Jul-2019, Time: 02:26:28, ID: L2301798-3, Description: Sample, Vial: Tray1:20

5-190717A23 Smooth(Mn,1x1)  
Sample L2301798-3



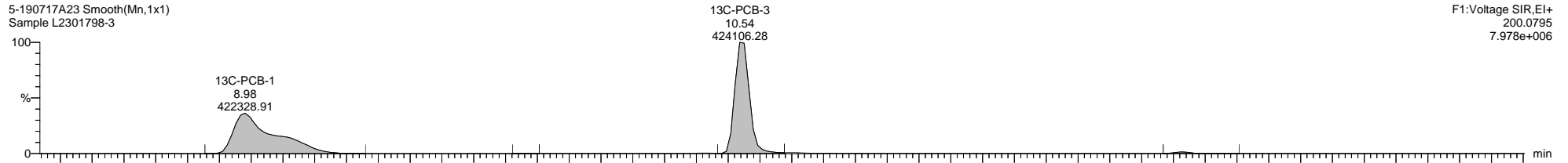
F1:Voltage SIR,EI+  
188.0393  
3.784e+004

5-190717A23 Smooth(Mn,1x1)  
Sample L2301798-3



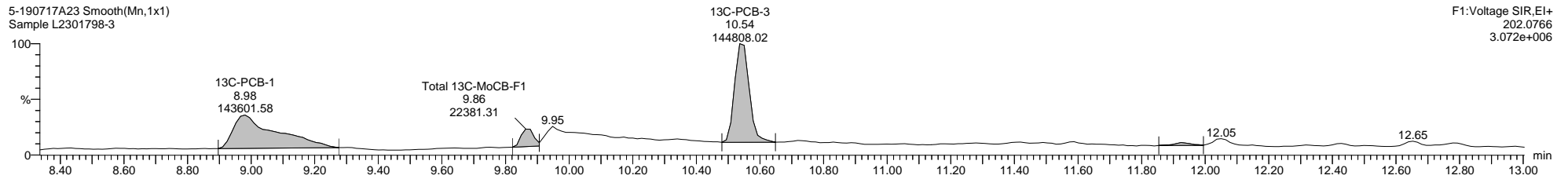
F1:Voltage SIR,EI+  
190.0363  
1.568e+004

5-190717A23 Smooth(Mn,1x1)  
Sample L2301798-3



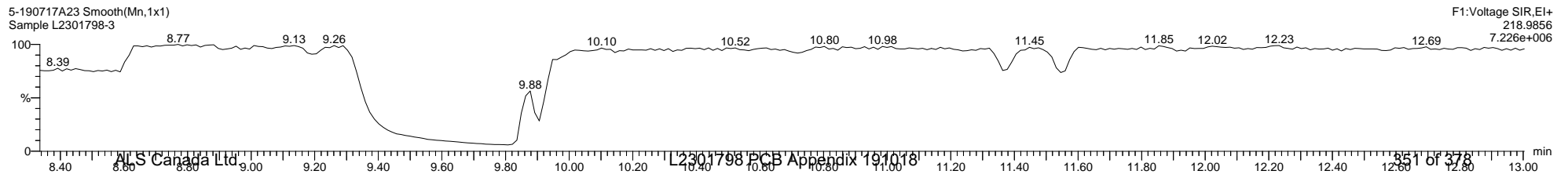
F1:Voltage SIR,EI+  
200.0795  
7.978e+006

5-190717A23 Smooth(Mn,1x1)  
Sample L2301798-3



F1:Voltage SIR,EI+  
202.0766  
3.072e+006

5-190717A23 Smooth(Mn,1x1)  
Sample L2301798-3



F1:Voltage SIR,EI+  
218.9856  
7.226e+006

Quantify Sample Template Report

MassLynx MassLynx V4.1 SCN 901

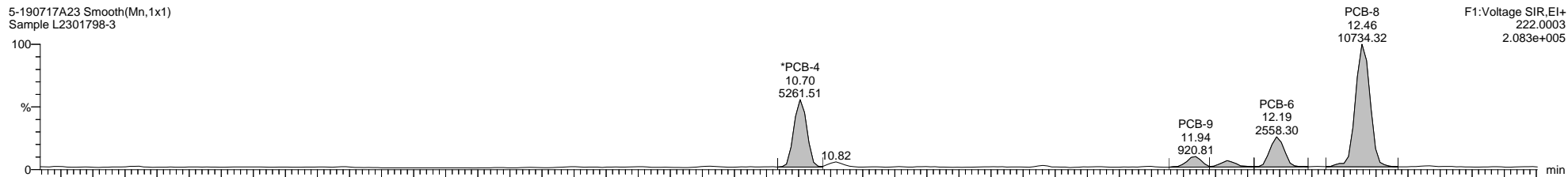
Dataset: \\NABREWS002\Instdata\Organics Instrument\HIGHRES GCMS Completed Results Files\HR-5\190715-190717A2-0718ES.qld

Last Altered: Thursday, July 18, 2019 15:29:52 Eastern Daylight Time

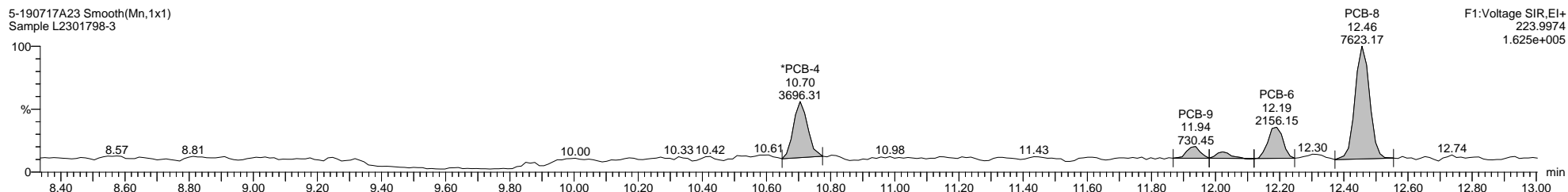
Printed: Friday, September 06, 2019 17:37:28 Eastern Daylight Time

Name: 5-190717A23, Date: 18-Jul-2019, Time: 02:26:28, ID: L2301798-3, Description: Sample, Vial: Tray1:20

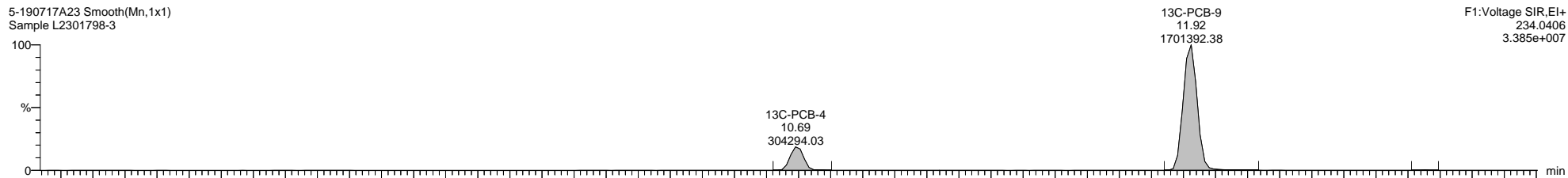
5-190717A23 Smooth(Mn,1x1)  
Sample L2301798-3



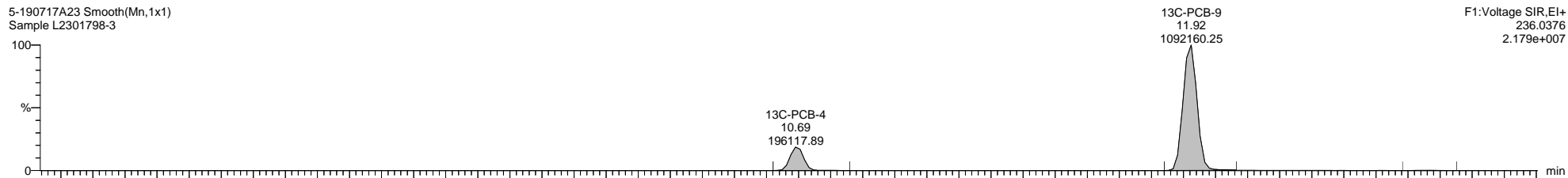
5-190717A23 Smooth(Mn,1x1)  
Sample L2301798-3



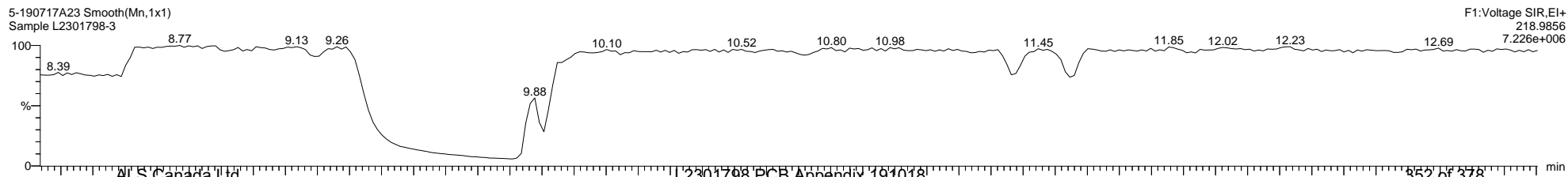
5-190717A23 Smooth(Mn,1x1)  
Sample L2301798-3



5-190717A23 Smooth(Mn,1x1)  
Sample L2301798-3



5-190717A23 Smooth(Mn,1x1)  
Sample L2301798-3

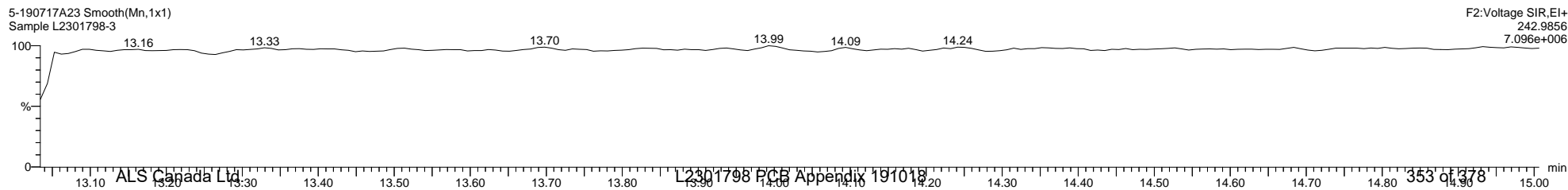
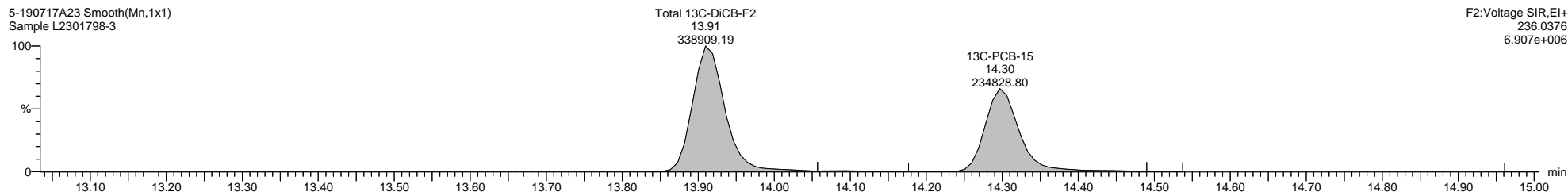
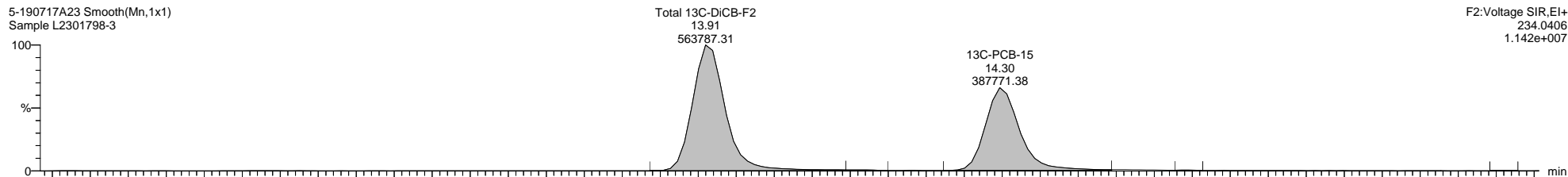
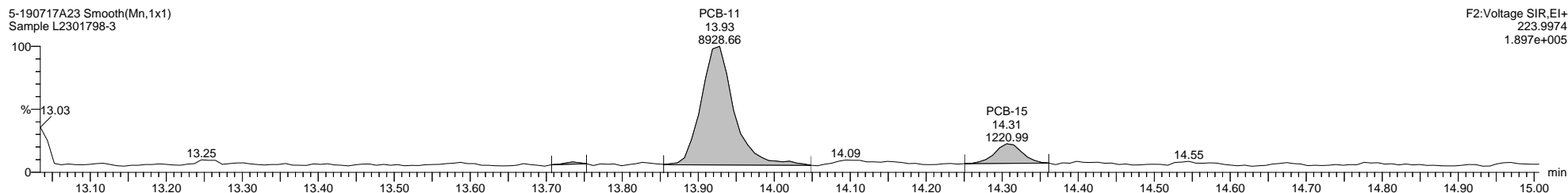
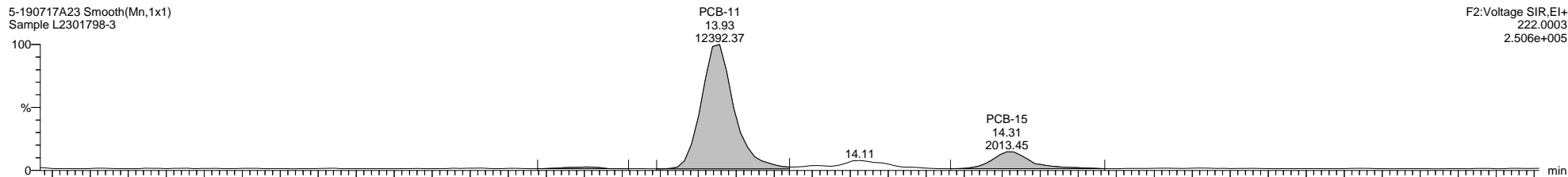


Dataset: \\NABREWS002\Instdata\Organics Instrument\HIGHRES GCMS Completed Results Files\HR-5\190715-190717A2-0718ES.qld

Last Altered: Thursday, July 18, 2019 15:29:52 Eastern Daylight Time

Printed: Friday, September 06, 2019 17:37:28 Eastern Daylight Time

Name: 5-190717A23, Date: 18-Jul-2019, Time: 02:26:28, ID: L2301798-3, Description: Sample, Vial: Tray1:20



Quantify Sample Template Report

MassLynx MassLynx V4.1 SCN 901

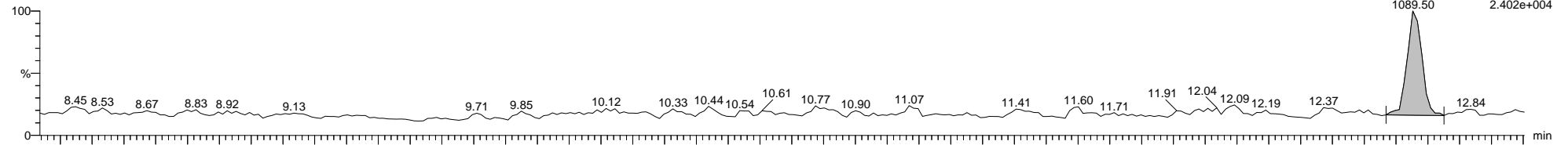
Dataset: \\NABREWS002\Instdata\Organics Instrument\HIGHRES GCMS Completed Results Files\HR-5\1907\5-190717A2-0718ES.qld

Last Altered: Thursday, July 18, 2019 15:29:52 Eastern Daylight Time

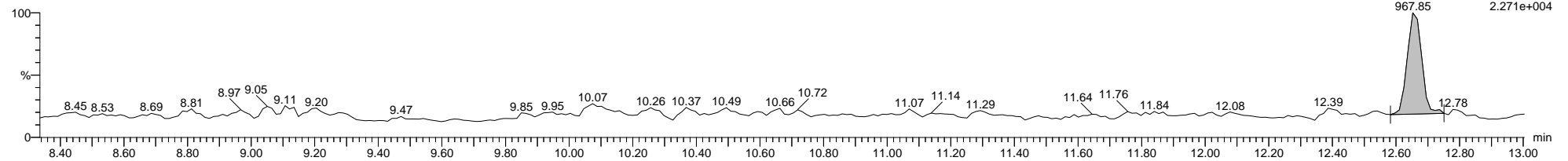
Printed: Friday, September 06, 2019 17:37:28 Eastern Daylight Time

Name: 5-190717A23, Date: 18-Jul-2019, Time: 02:26:28, ID: L2301798-3, Description: Sample, Vial: Tray1:20

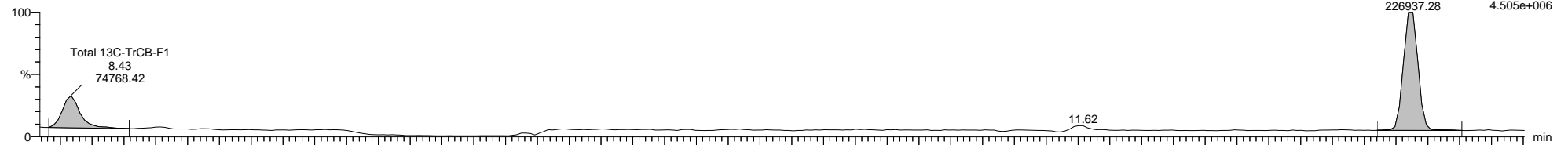
5-190717A23 Smooth(Mn,1x1)  
Sample L2301798-3



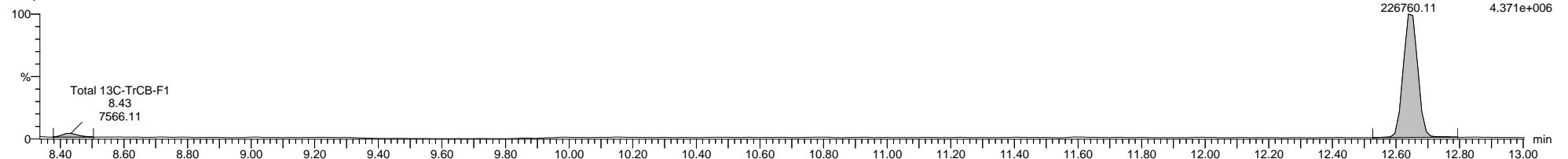
5-190717A23 Smooth(Mn,1x1)  
Sample L2301798-3



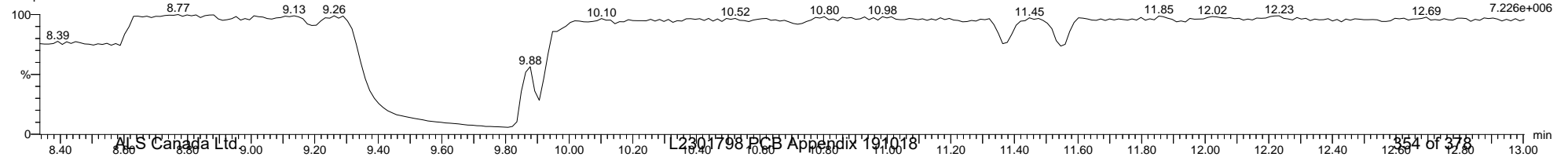
5-190717A23 Smooth(Mn,1x1)  
Sample L2301798-3



5-190717A23 Smooth(Mn,1x1)  
Sample L2301798-3



5-190717A23 Smooth(Mn,1x1)  
Sample L2301798-3



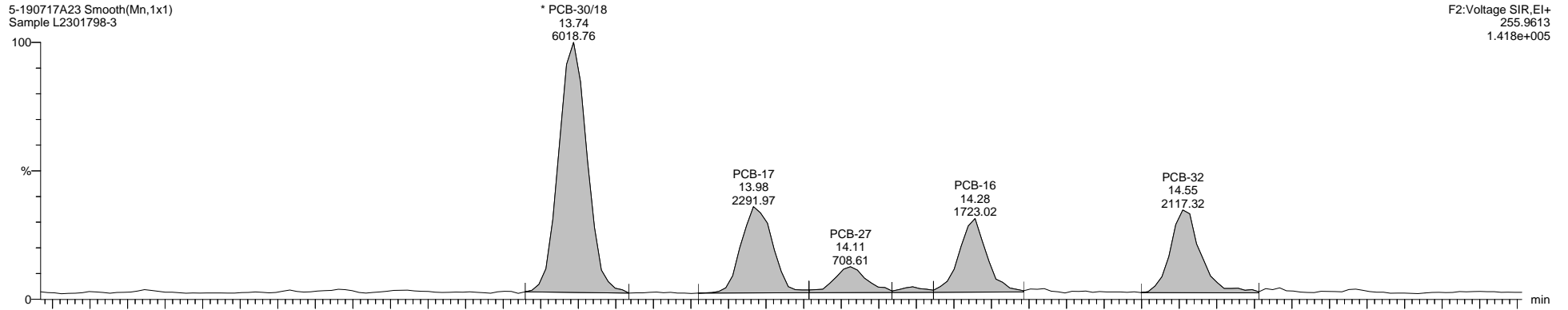
Dataset: \\NABREWS002\Instdata\Organics Instrument\HIGHRES GCMS Completed Results Files\HR-5\190715-190717A2-0718ES.qld

Last Altered: Thursday, July 18, 2019 15:29:52 Eastern Daylight Time

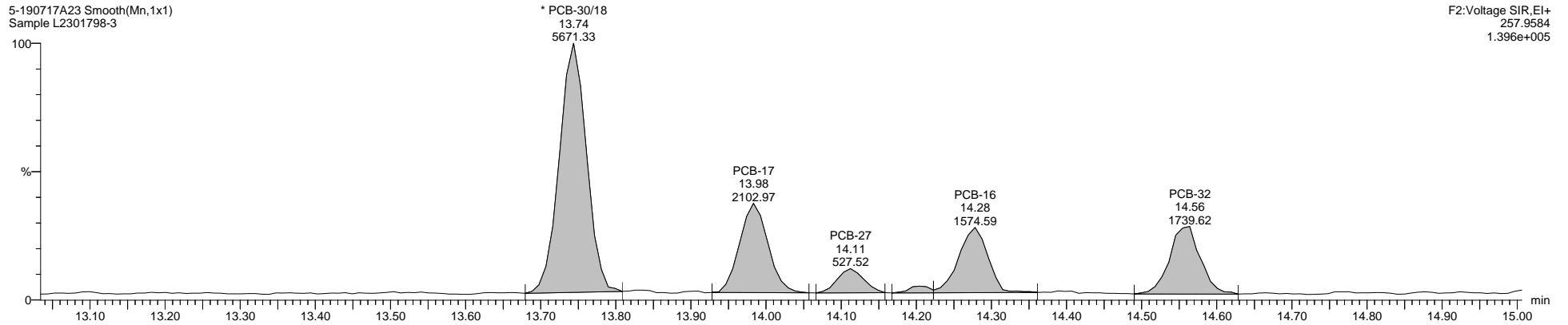
Printed: Friday, September 06, 2019 17:37:28 Eastern Daylight Time

Name: 5-190717A23, Date: 18-Jul-2019, Time: 02:26:28, ID: L2301798-3, Description: Sample, Vial: Tray1:20

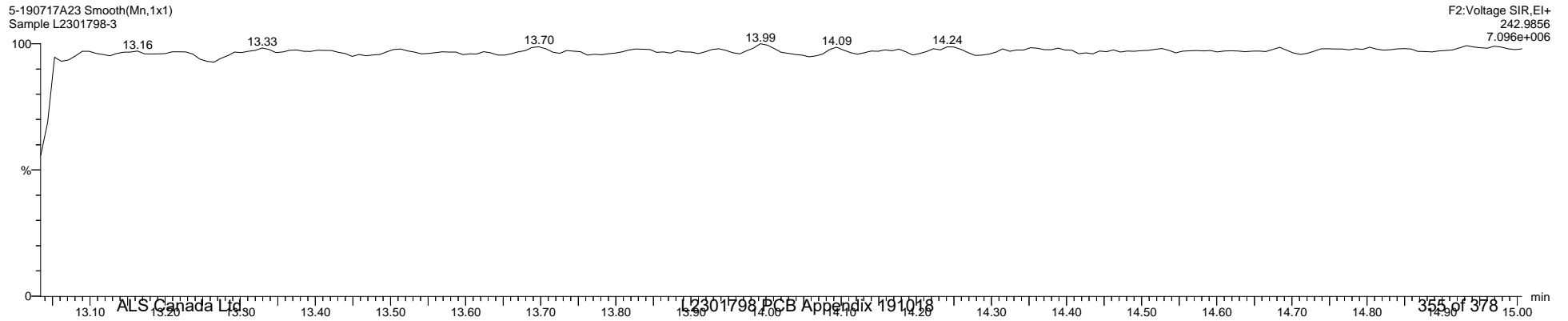
5-190717A23 Smooth(Mn,1x1)  
Sample L2301798-3



5-190717A23 Smooth(Mn,1x1)  
Sample L2301798-3



5-190717A23 Smooth(Mn,1x1)  
Sample L2301798-3



Quantify Sample Template Report

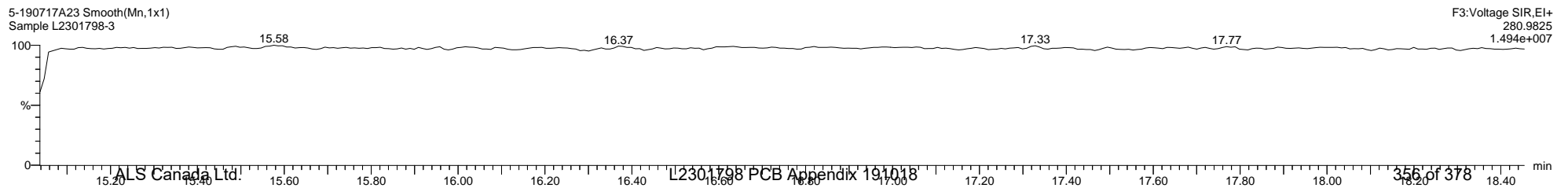
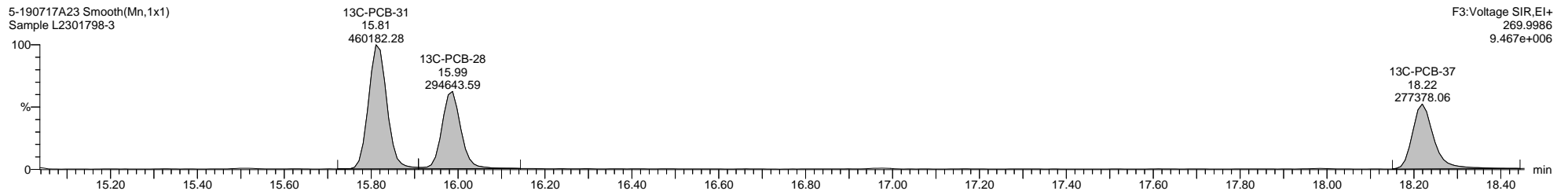

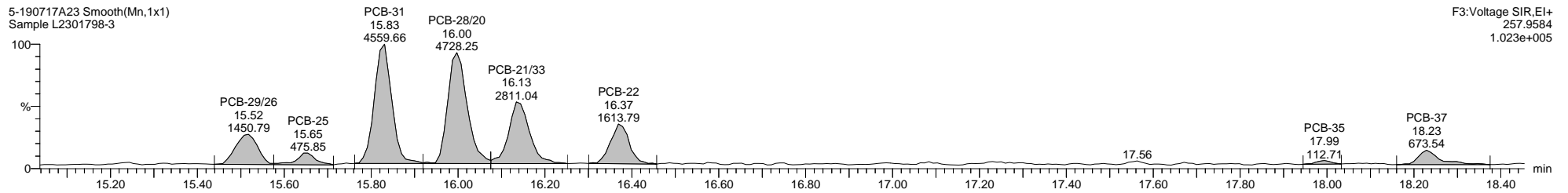
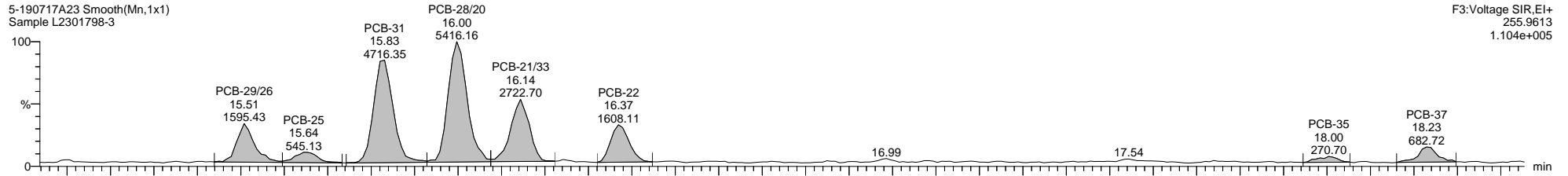
MassLynx MassLynx V4.1 SCN 901

Dataset: \\NABREWS002\Instdata\Organics Instrument\HIGHRES GCMS Completed Results Files\HR-5\1907\5-190717A2-0718ES.qld

Last Altered: Thursday, July 18, 2019 15:29:52 Eastern Daylight Time

Printed: Friday, September 06, 2019 17:37:28 Eastern Daylight Time

Name: 5-190717A23, Date: 18-Jul-2019, Time: 02:26:28, ID: L2301798-3, Description: Sample, Vial: Tray1:20





Quantify Sample Template Report

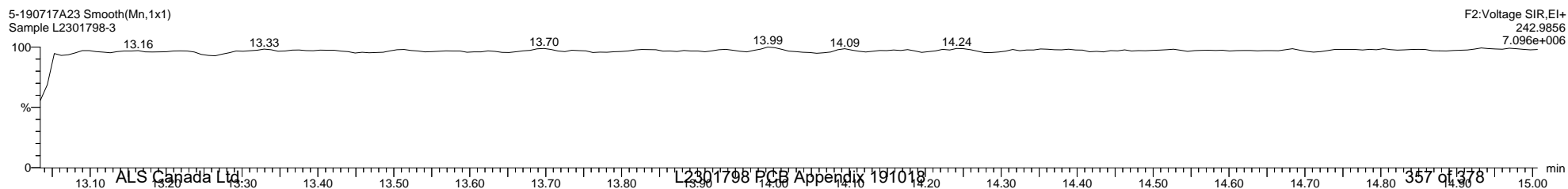
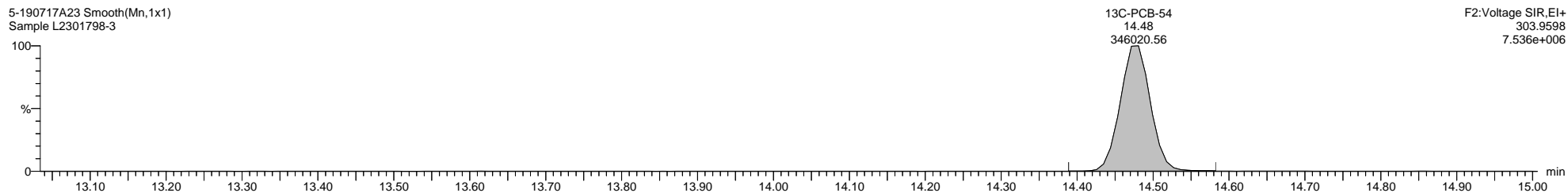

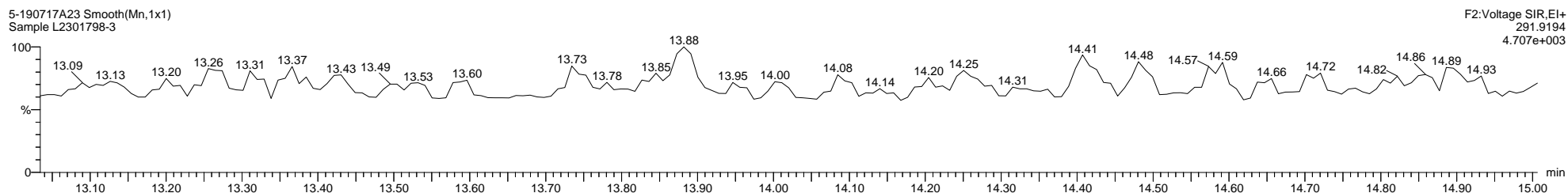
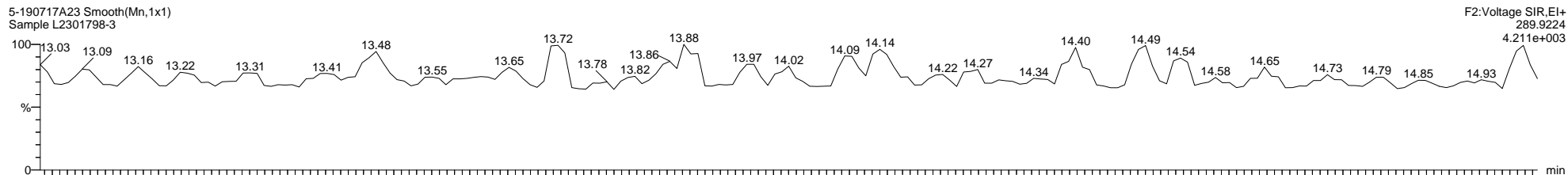
MassLynx MassLynx V4.1 SCN 901

Dataset: \\NABREWS002\Instdata\Organics Instrument\HIGHRES GCMS Completed Results Files\HR-5\1907\5-190717A2-0718ES.qld

Last Altered: Thursday, July 18, 2019 15:29:52 Eastern Daylight Time

Printed: Friday, September 06, 2019 17:37:28 Eastern Daylight Time

Name: 5-190717A23, Date: 18-Jul-2019, Time: 02:26:28, ID: L2301798-3, Description: Sample, Vial: Tray1:20



Quantify Sample Template Report

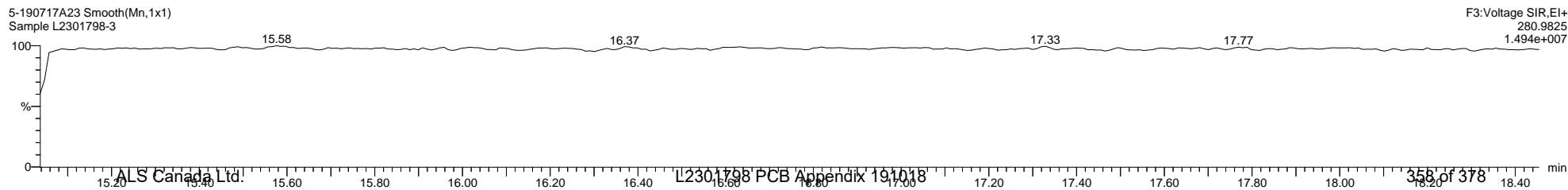
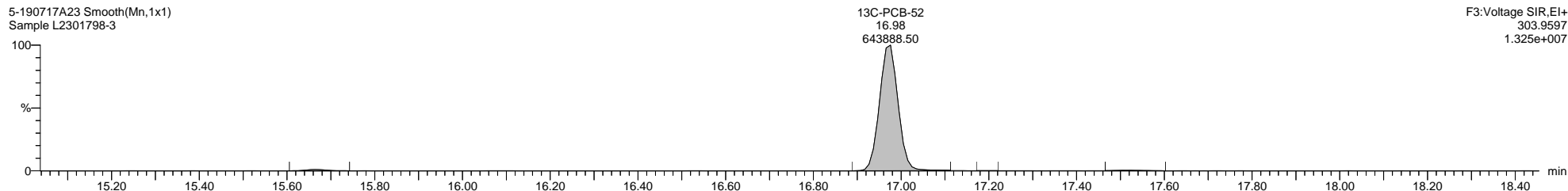
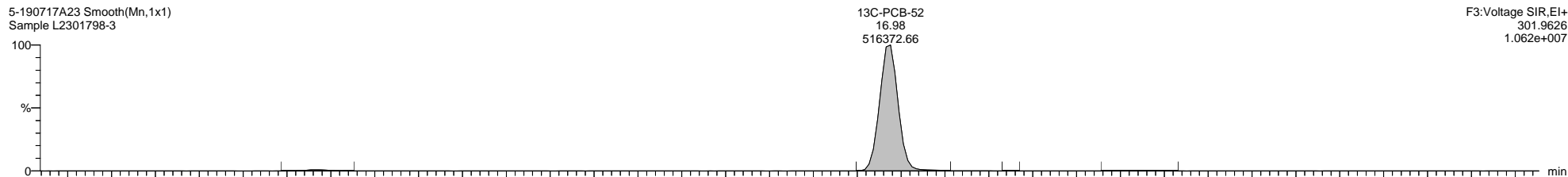
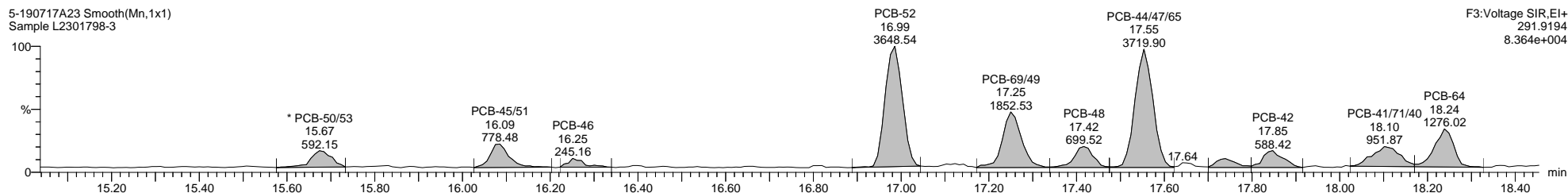
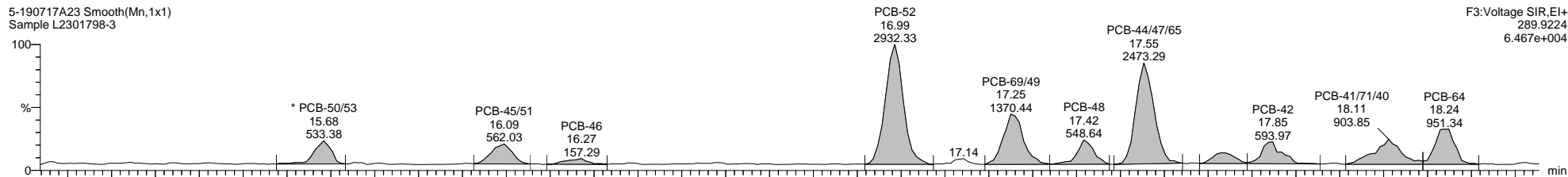
MassLynx MassLynx V4.1 SCN 901

Dataset: \\NABREWS002\Instdata\Organics Instrument\HIGHRES GCMS Completed Results Files\HR-5\190715-190717A2-0718ES.qld

Last Altered: Thursday, July 18, 2019 15:29:52 Eastern Daylight Time

Printed: Friday, September 06, 2019 17:37:28 Eastern Daylight Time

Name: 5-190717A23, Date: 18-Jul-2019, Time: 02:26:28, ID: L2301798-3, Description: Sample, Vial: Tray1:20



Quantify Sample Template Report


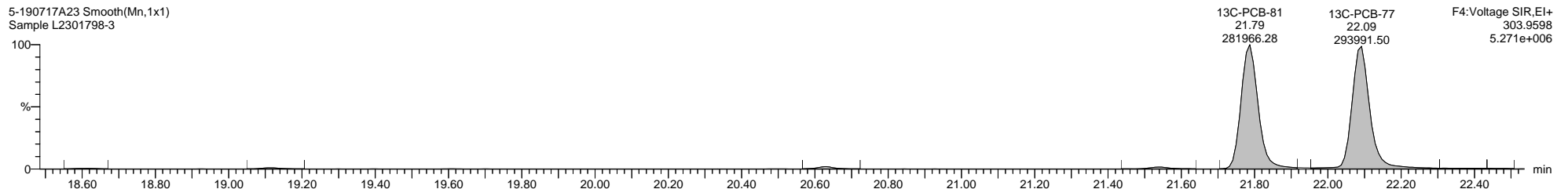
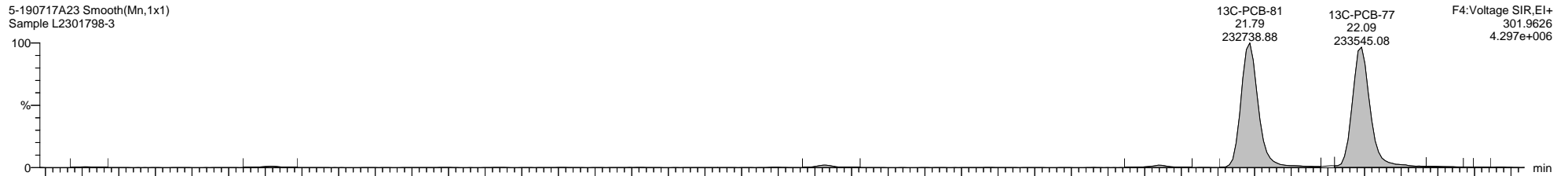
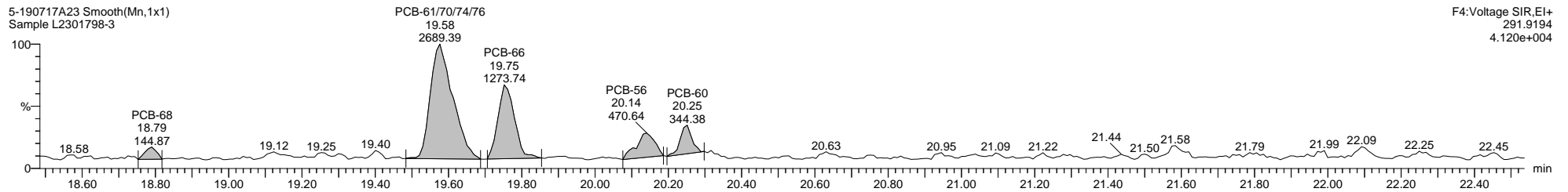
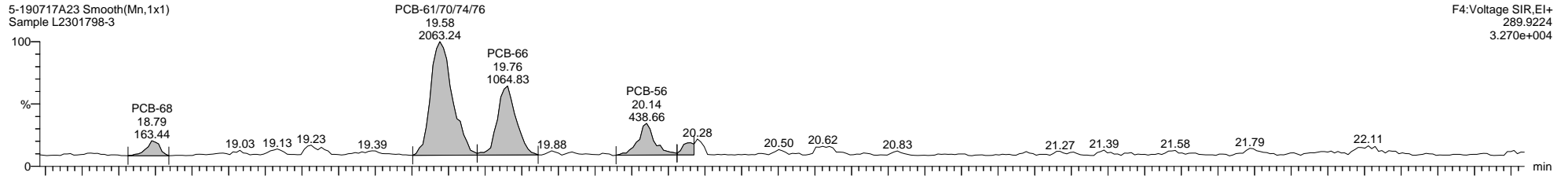
MassLynx MassLynx V4.1 SCN 901

Dataset: \\NABREWS002\Instdata\Organics Instrument\HIGHRES GCMS Completed Results Files\HR-5\1907\5-190717A2-0718ES.qld

Last Altered: Thursday, July 18, 2019 15:29:52 Eastern Daylight Time

Printed: Friday, September 06, 2019 17:37:28 Eastern Daylight Time

Name: 5-190717A23, Date: 18-Jul-2019, Time: 02:26:28, ID: L2301798-3, Description: Sample, Vial: Tray1:20


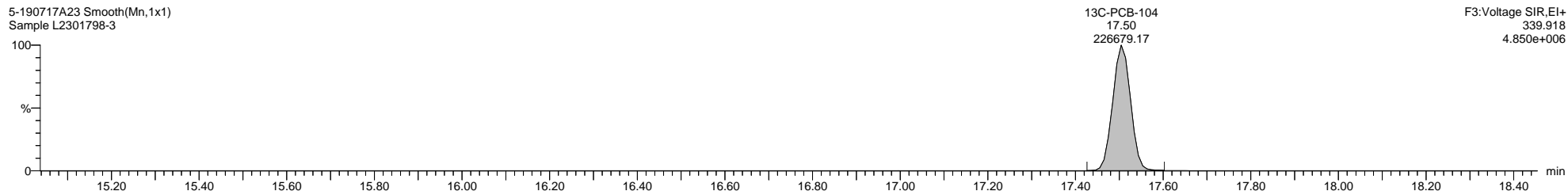

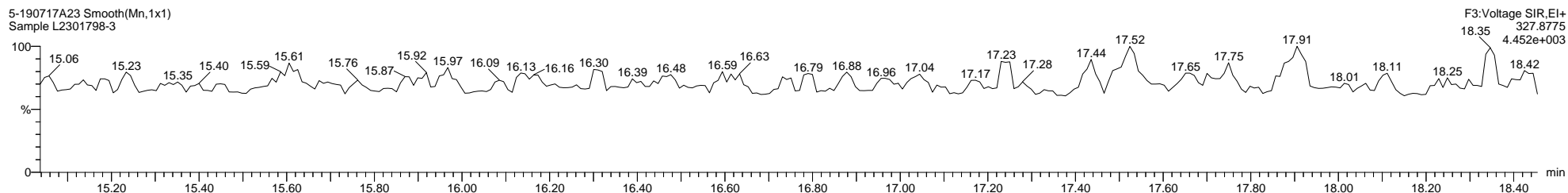
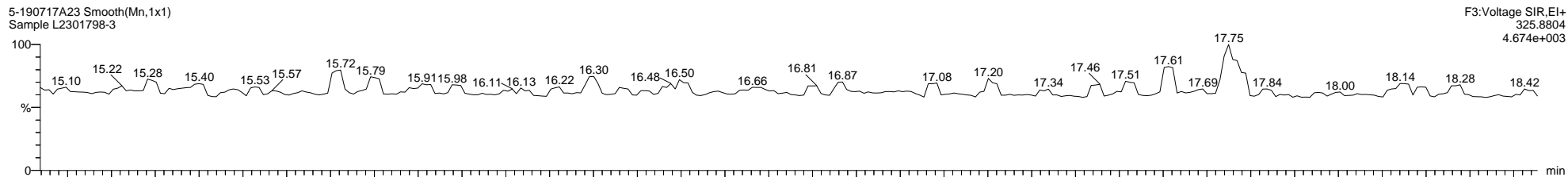


Dataset: \\NABREWS002\Instdata\Organics Instrument\HIGHRES GCMS Completed Results Files\HR-5\1907\5-190717A2-0718ES.qld

Last Altered: Thursday, July 18, 2019 15:29:52 Eastern Daylight Time

Printed: Friday, September 06, 2019 17:37:28 Eastern Daylight Time

Name: 5-190717A23, Date: 18-Jul-2019, Time: 02:26:28, ID: L2301798-3, Description: Sample, Vial: Tray1:20



Quantify Sample Template Report

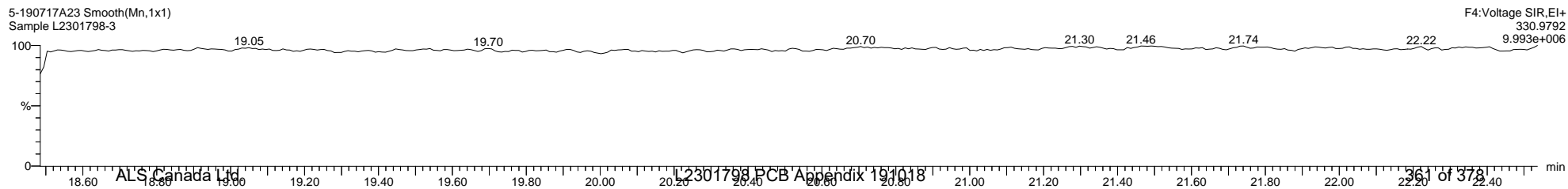
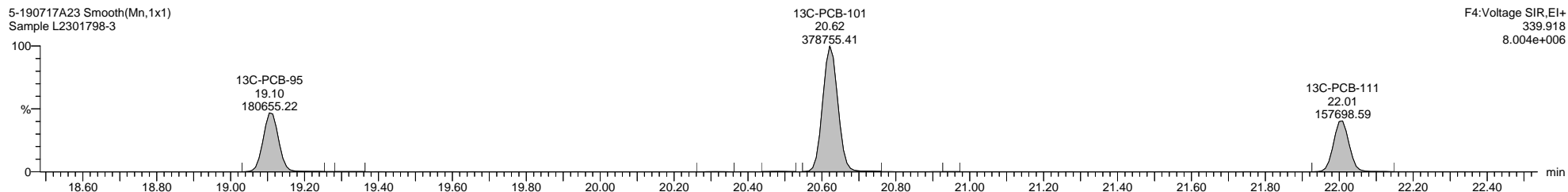
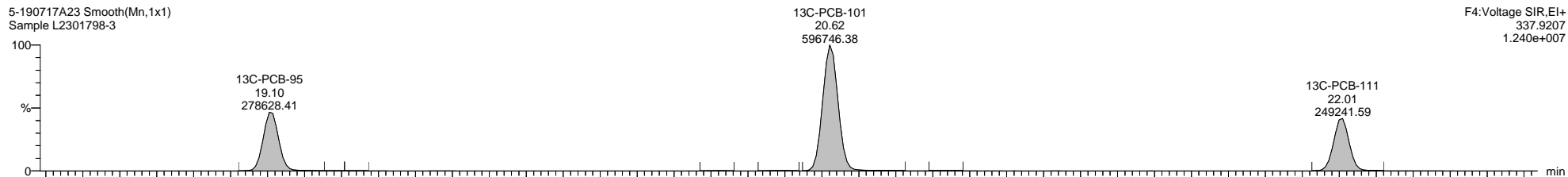
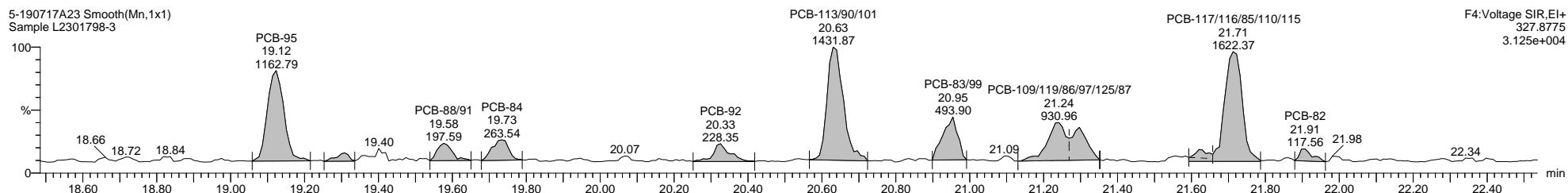
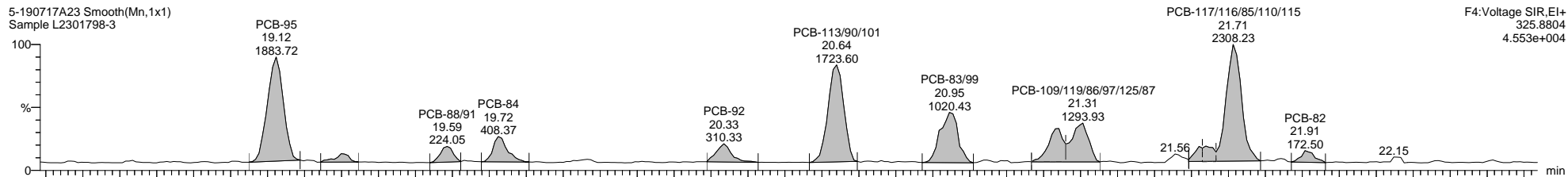
MassLynx MassLynx V4.1 SCN 901

Dataset: \\NABREWS002\Instdata\Organics Instrument\HIGHRES GCMS Completed Results Files\HR-5\1907\5-190717A2-0718ES.qld

Last Altered: Thursday, July 18, 2019 15:29:52 Eastern Daylight Time

Printed: Friday, September 06, 2019 17:37:28 Eastern Daylight Time

Name: 5-190717A23, Date: 18-Jul-2019, Time: 02:26:28, ID: L2301798-3, Description: Sample, Vial: Tray1:20

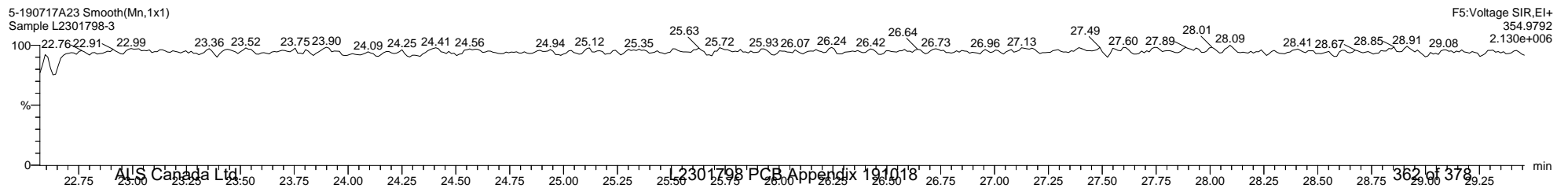
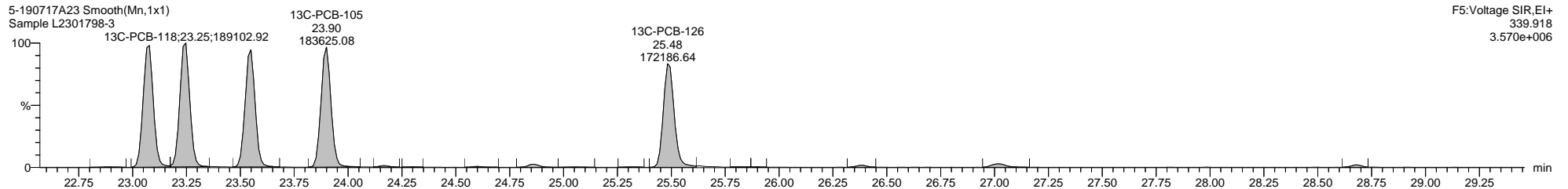
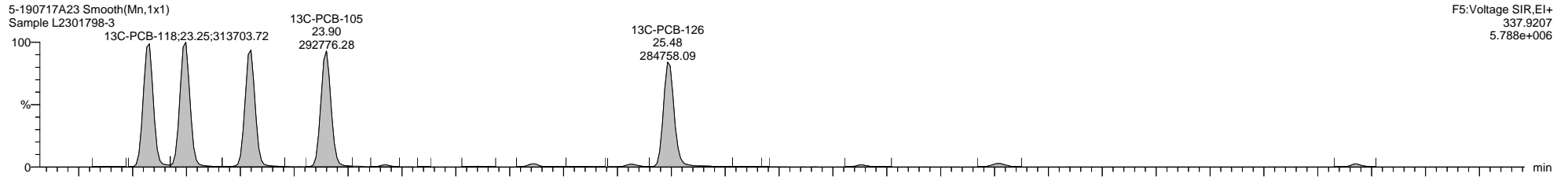
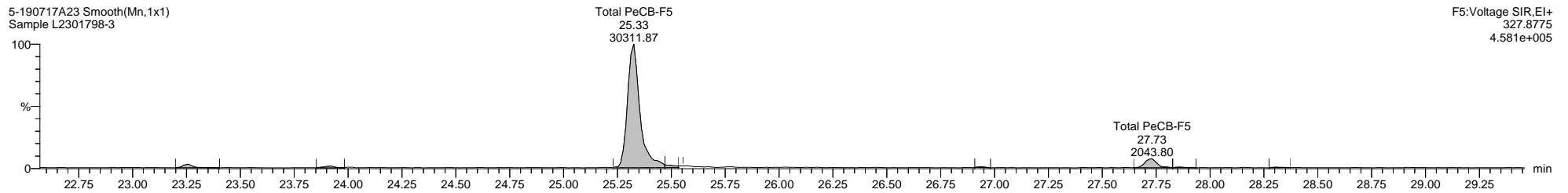
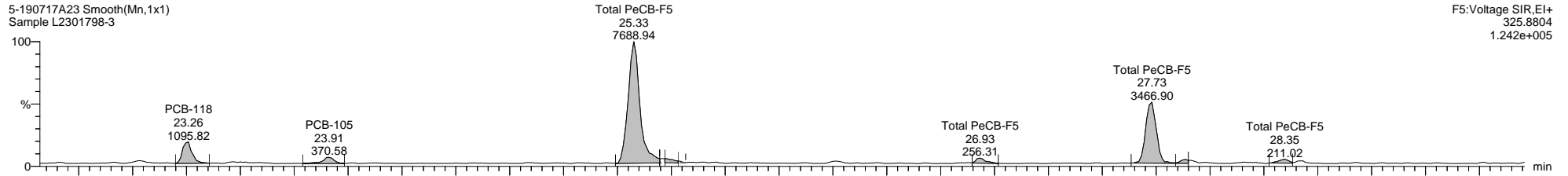


Dataset: \\NABREWS002\Instdata\Organics Instrument\HIGHRES GCMS Completed Results Files\HR-5\1907\5-190717A2-0718ES.qld

Last Altered: Thursday, July 18, 2019 15:29:52 Eastern Daylight Time

Printed: Friday, September 06, 2019 17:37:28 Eastern Daylight Time

Name: 5-190717A23, Date: 18-Jul-2019, Time: 02:26:28, ID: L2301798-3, Description: Sample, Vial: Tray1:20



Quantify Sample Template Report

MassLynx MassLynx V4.1 SCN 901

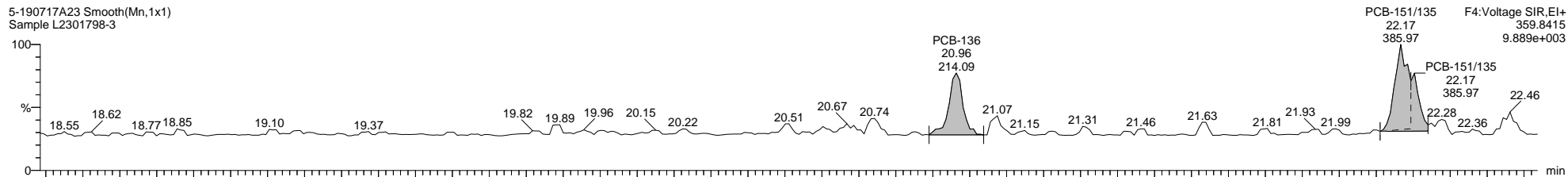
Dataset: \\NABREWS002\Instdata\Organics Instrument\HIGHRES GCMS Completed Results Files\HR-5\190715-190717A2-0718ES.qld

Last Altered: Thursday, July 18, 2019 15:29:52 Eastern Daylight Time

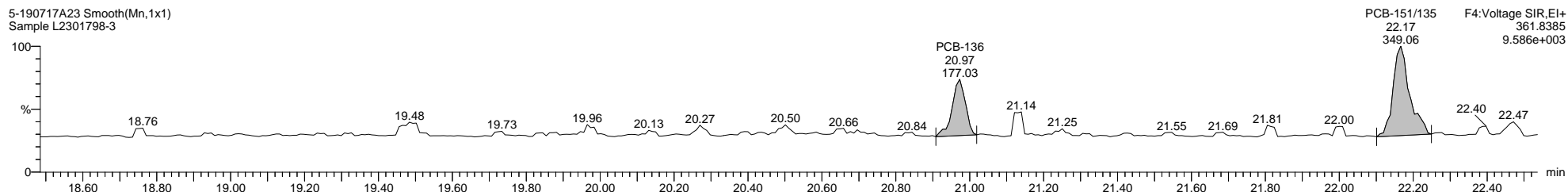
Printed: Friday, September 06, 2019 17:37:28 Eastern Daylight Time

Name: 5-190717A23, Date: 18-Jul-2019, Time: 02:26:28, ID: L2301798-3, Description: Sample, Vial: Tray1:20

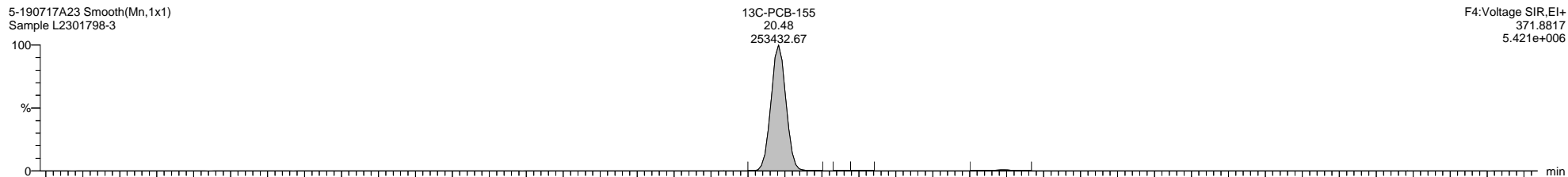
5-190717A23 Smooth(Mn,1x1)  
Sample L2301798-3



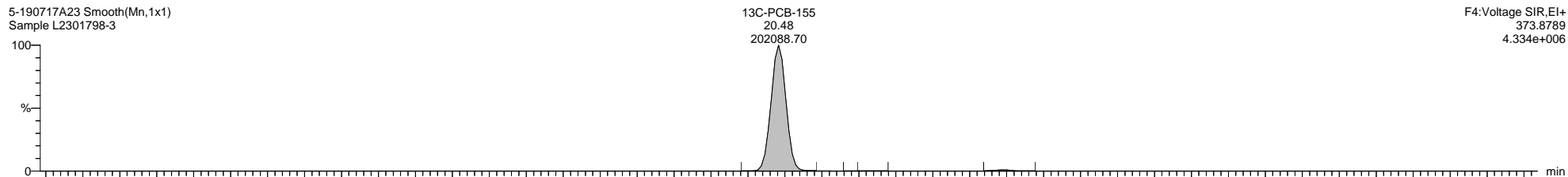
5-190717A23 Smooth(Mn,1x1)  
Sample L2301798-3



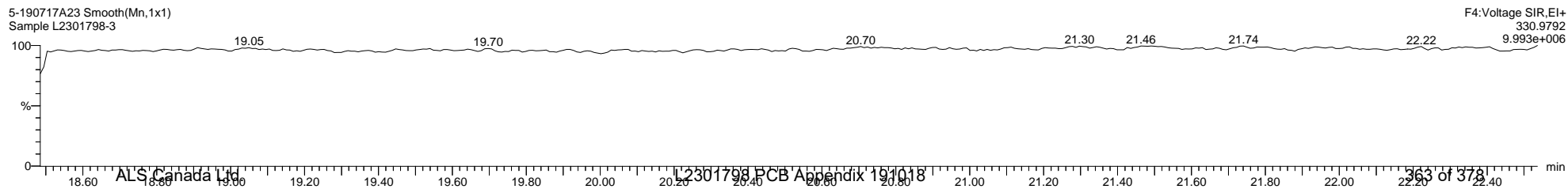
5-190717A23 Smooth(Mn,1x1)  
Sample L2301798-3



5-190717A23 Smooth(Mn,1x1)  
Sample L2301798-3



5-190717A23 Smooth(Mn,1x1)  
Sample L2301798-3



Quantify Sample Template Report

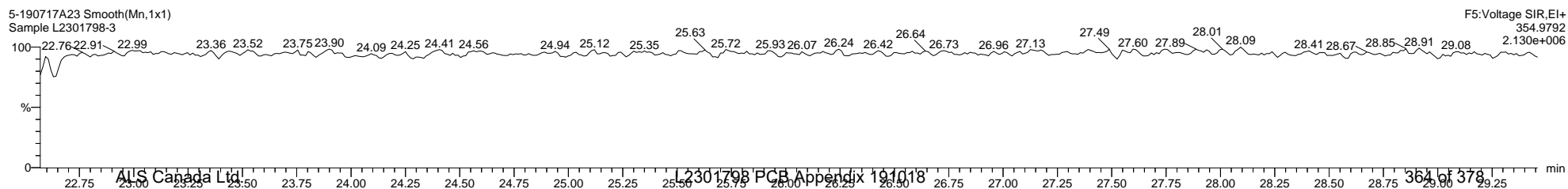
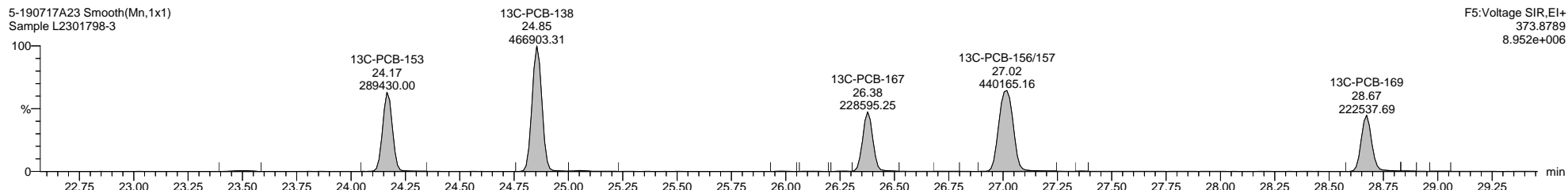
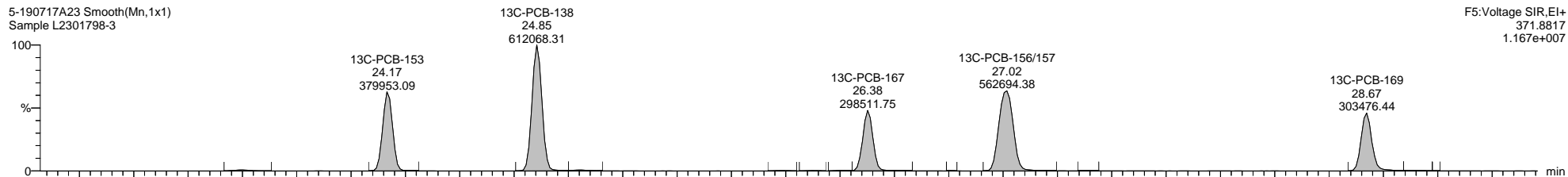
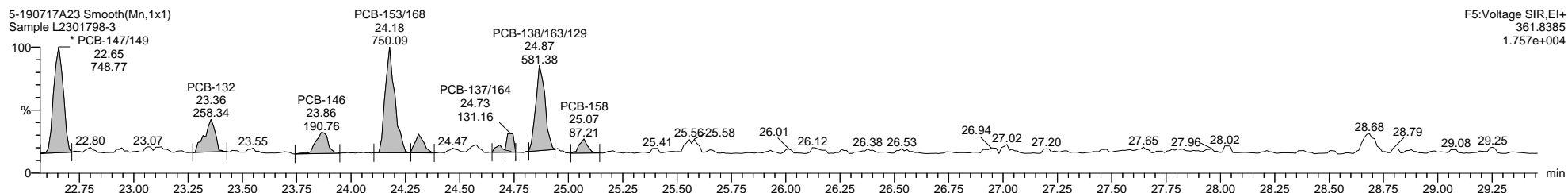
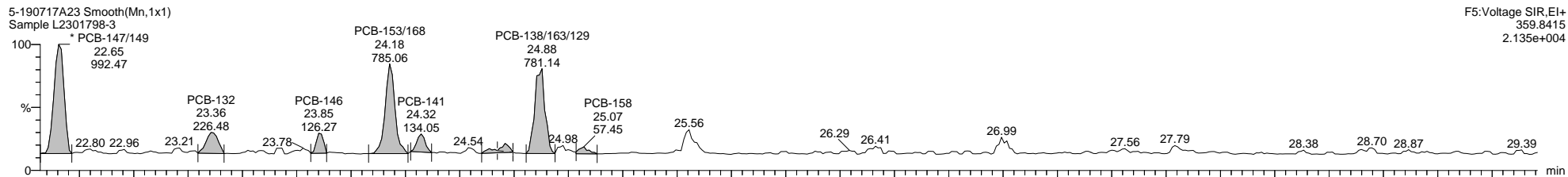
MassLynx MassLynx V4.1 SCN 901

Dataset: \\NABREWS002\Instdata\Organics Instrument\HIGHRES GCMS Completed Results Files\HR-5\190715-190717A2-0718ES.qld

Last Altered: Thursday, July 18, 2019 15:29:52 Eastern Daylight Time

Printed: Friday, September 06, 2019 17:37:28 Eastern Daylight Time

Name: 5-190717A23, Date: 18-Jul-2019, Time: 02:26:28, ID: L2301798-3, Description: Sample, Vial: Tray1:20





Quantify Sample Template Report

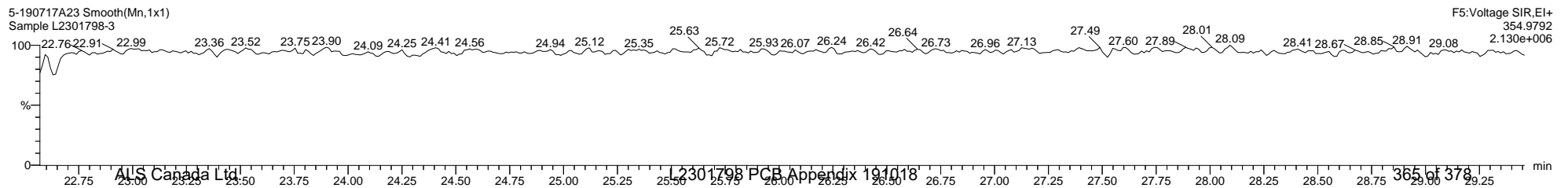
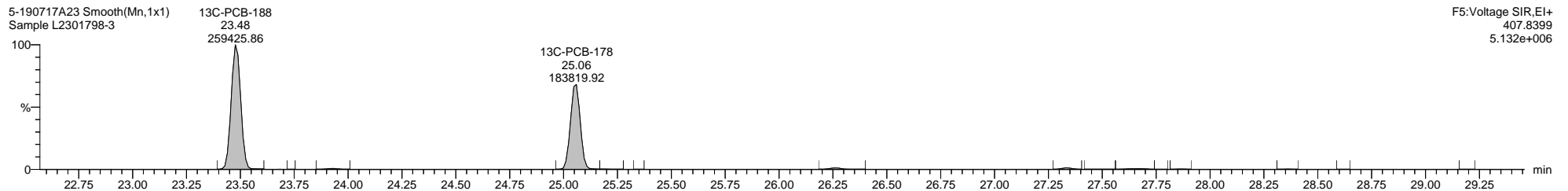
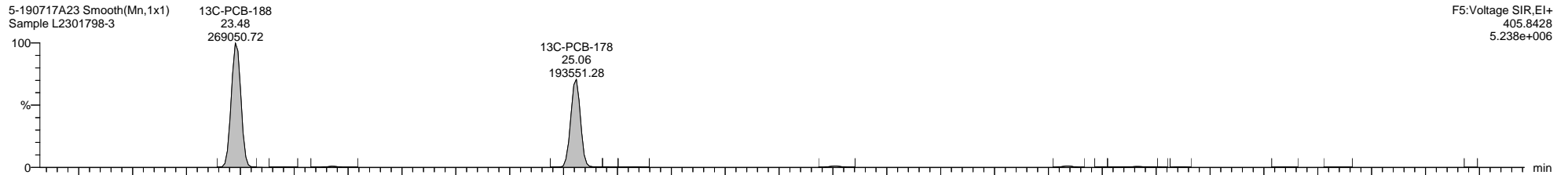
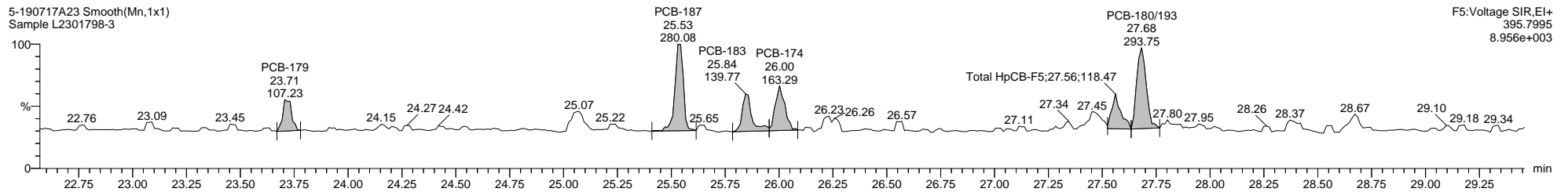
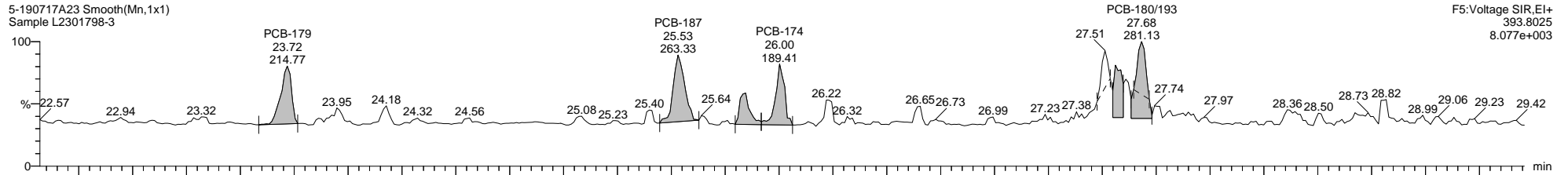
MassLynx MassLynx V4.1 SCN 901

Dataset: \\NABREWS002\Instdata\Organics Instrument\HIGHRES GCMS Completed Results Files\HR-5\1907\5-190717A2-0718ES.qld

Last Altered: Thursday, July 18, 2019 15:29:52 Eastern Daylight Time

Printed: Friday, September 06, 2019 17:37:28 Eastern Daylight Time

Name: 5-190717A23, Date: 18-Jul-2019, Time: 02:26:28, ID: L2301798-3, Description: Sample, Vial: Tray1:20



Quantify Sample Template Report

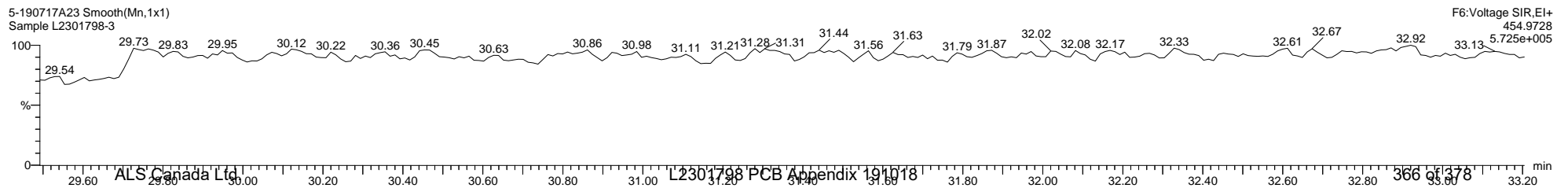
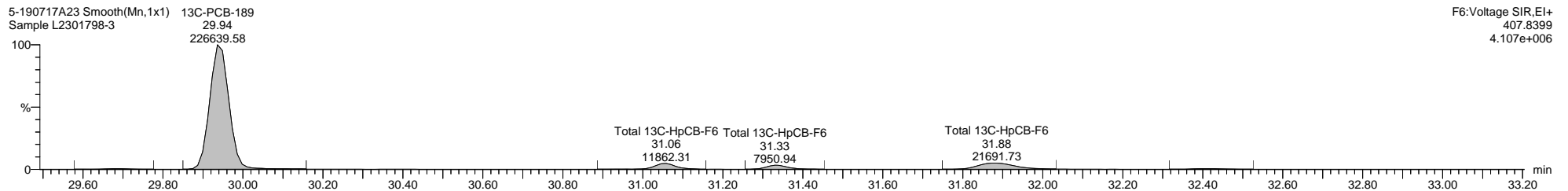

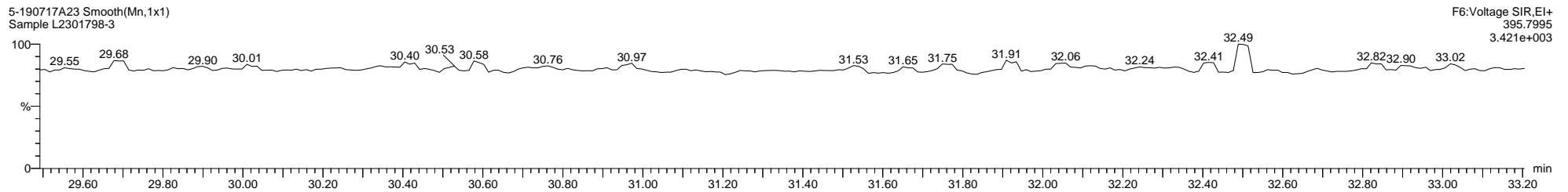
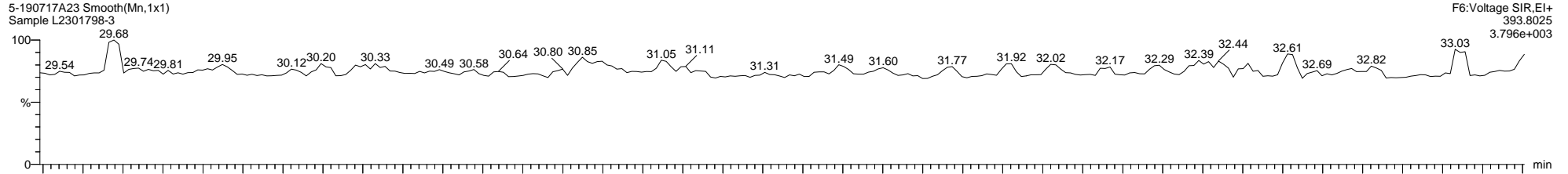
MassLynx MassLynx V4.1 SCN 901

Dataset: \\NABREWS002\Instdata\Organics Instrument\HIGHRES GCMS Completed Results Files\HR-5\1907\5-190717A2-0718ES.qld

Last Altered: Thursday, July 18, 2019 15:29:52 Eastern Daylight Time

Printed: Friday, September 06, 2019 17:37:28 Eastern Daylight Time

Name: 5-190717A23, Date: 18-Jul-2019, Time: 02:26:28, ID: L2301798-3, Description: Sample, Vial: Tray1:20

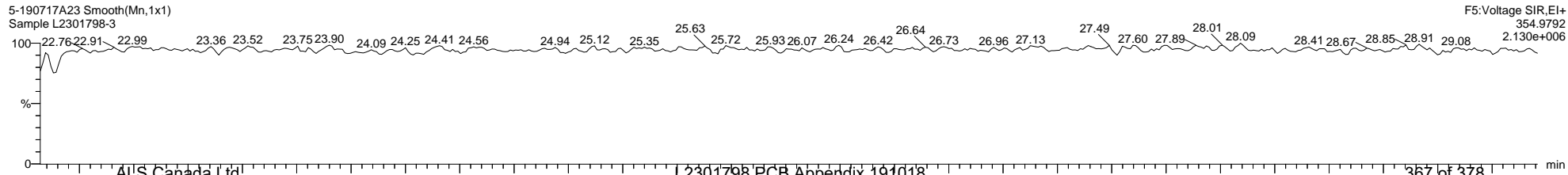
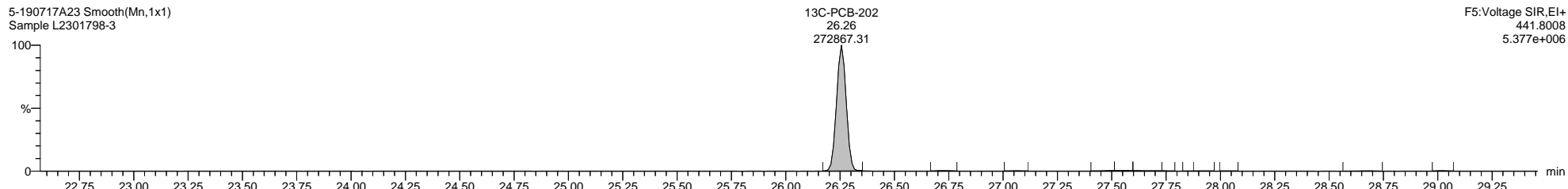
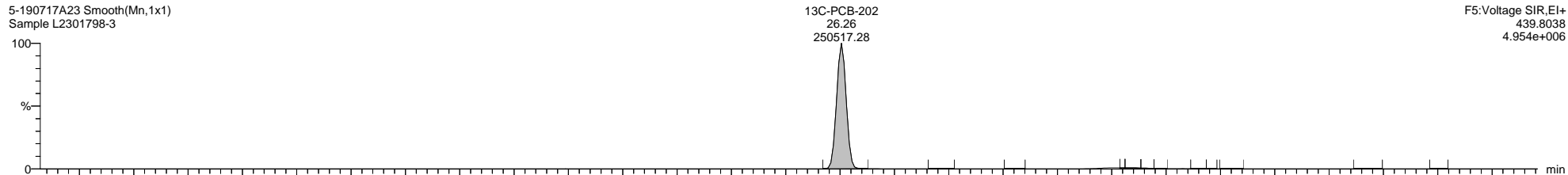
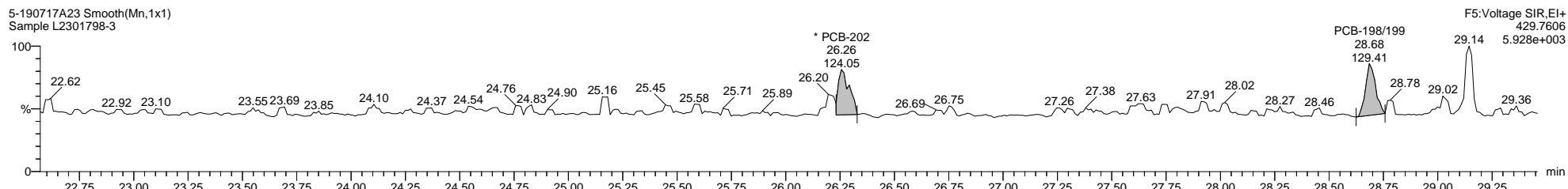
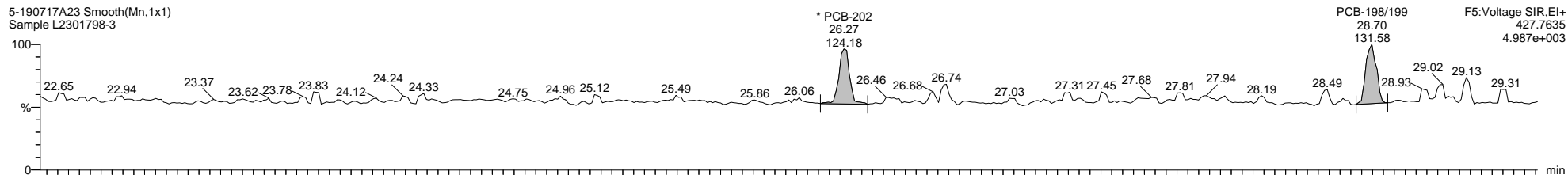


Dataset: \\NABREWS002\Instdata\Organics Instrument\HIGHRES GCMS Completed Results Files\HR-5\1907\5-190717A2-0718ES.qld

Last Altered: Thursday, July 18, 2019 15:29:52 Eastern Daylight Time

Printed: Friday, September 06, 2019 17:37:28 Eastern Daylight Time

Name: 5-190717A23, Date: 18-Jul-2019, Time: 02:26:28, ID: L2301798-3, Description: Sample, Vial: Tray1:20



Quantify Sample Template Report

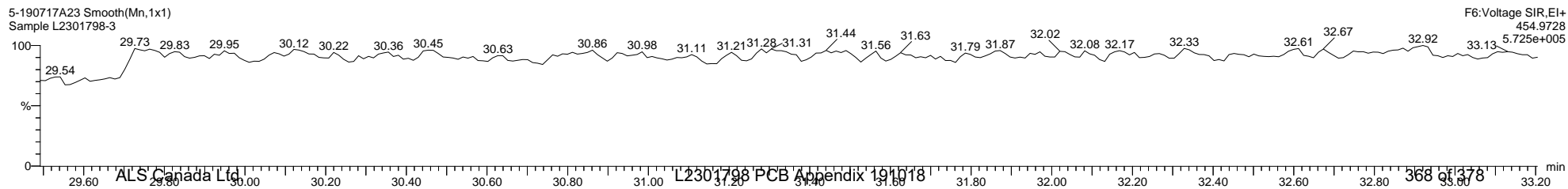
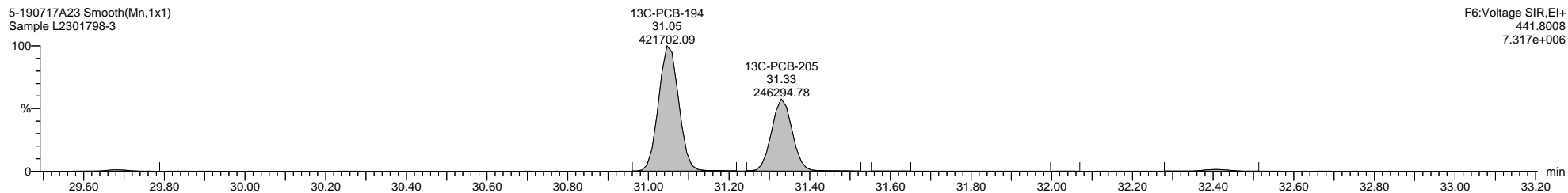
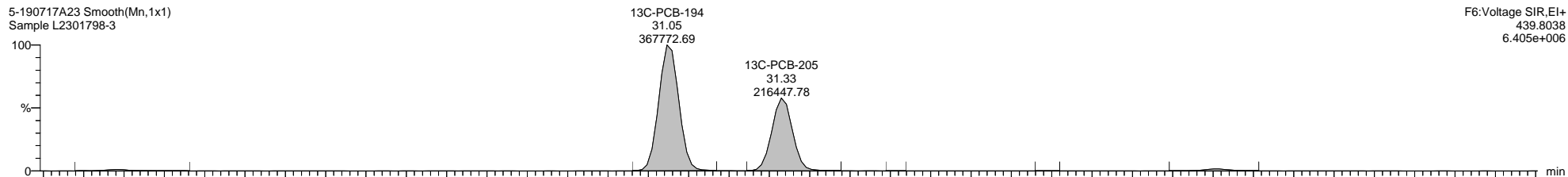
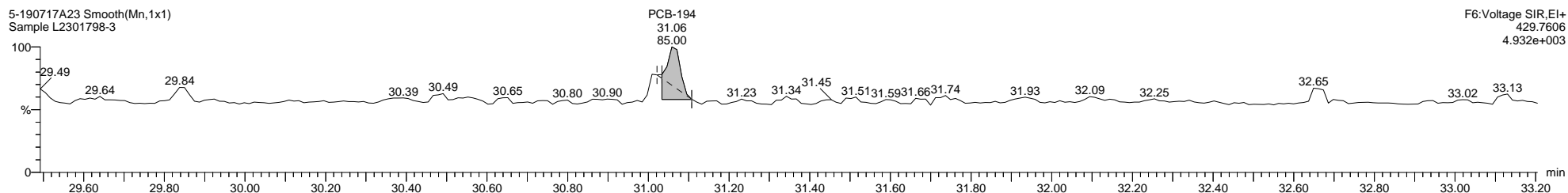
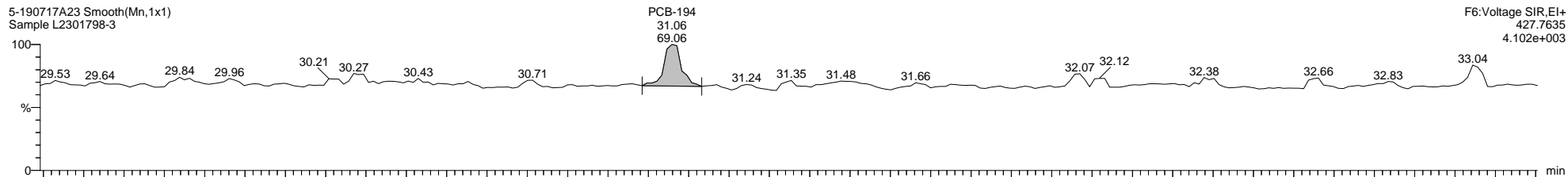
MassLynx MassLynx V4.1 SCN 901

Dataset: \\NABREWS002\Instdata\Organics Instrument\HIGHRES GCMS Completed Results Files\HR-5\1907\5-190717A2-0718ES.qld

Last Altered: Thursday, July 18, 2019 15:29:52 Eastern Daylight Time

Printed: Friday, September 06, 2019 17:37:28 Eastern Daylight Time

Name: 5-190717A23, Date: 18-Jul-2019, Time: 02:26:28, ID: L2301798-3, Description: Sample, Vial: Tray1:20



Quantify Sample Template Report

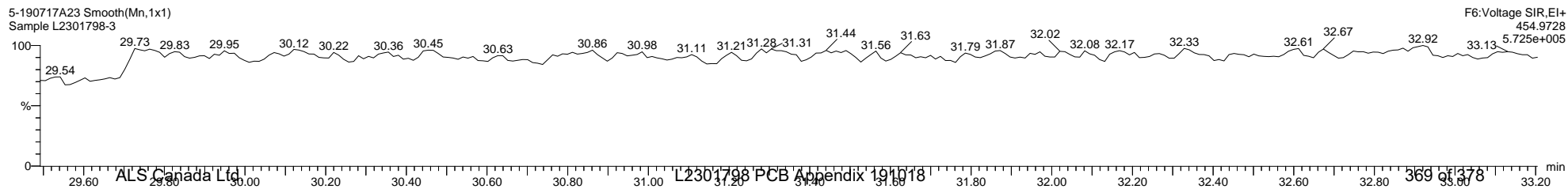
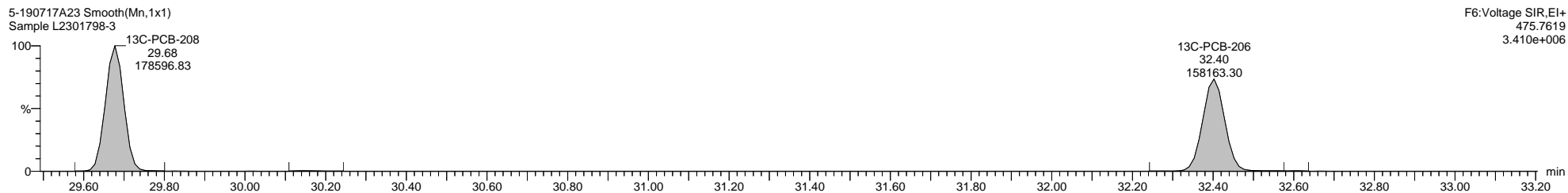

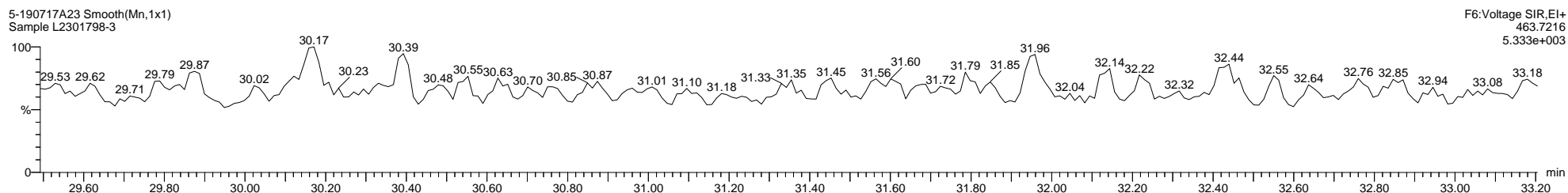
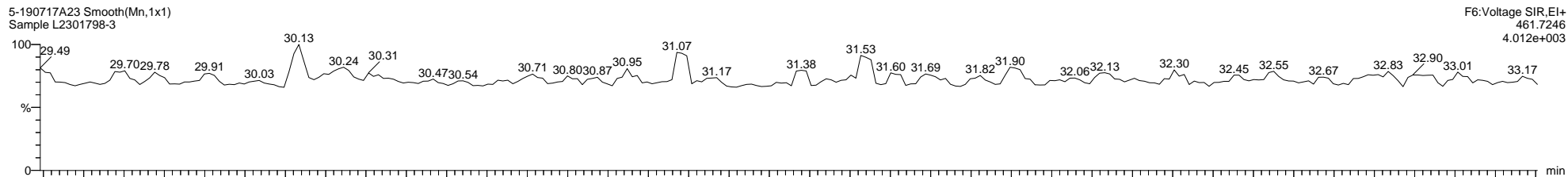
MassLynx MassLynx V4.1 SCN 901

Dataset: \\NABREWS002\Instdata\Organics Instrument\HIGHRES GCMS Completed Results Files\HR-5\1907\5-190717A2-0718ES.qld

Last Altered: Thursday, July 18, 2019 15:29:52 Eastern Daylight Time

Printed: Friday, September 06, 2019 17:37:28 Eastern Daylight Time

Name: 5-190717A23, Date: 18-Jul-2019, Time: 02:26:28, ID: L2301798-3, Description: Sample, Vial: Tray1:20

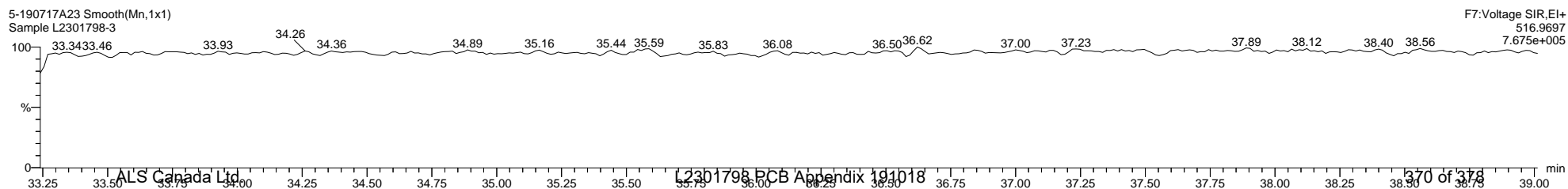
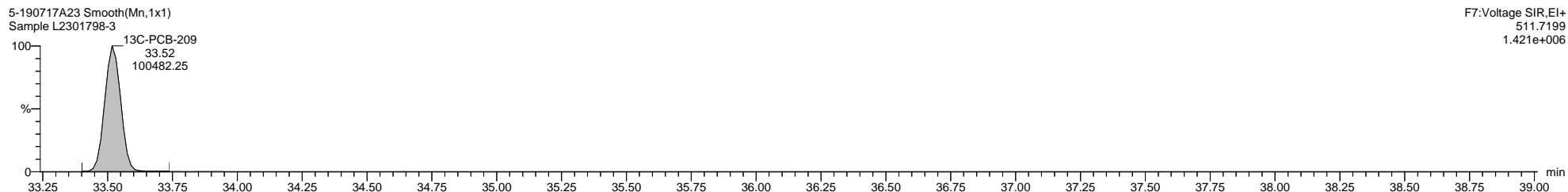
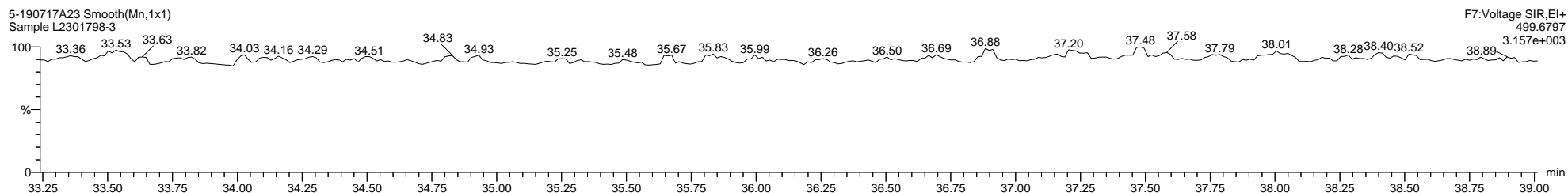
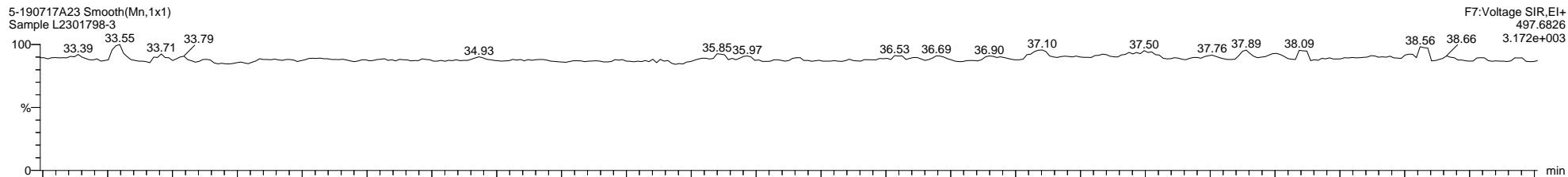


Dataset: \\NABREWS002\Instdata\Organics Instrument\HIGHRES GCMS Completed Results Files\HR-5\1907\5-190717A2-0718ES.qld

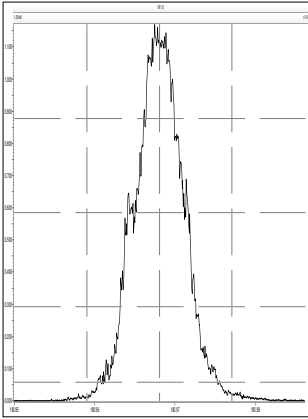
Last Altered: Thursday, July 18, 2019 15:29:52 Eastern Daylight Time

Printed: Friday, September 06, 2019 17:37:28 Eastern Daylight Time

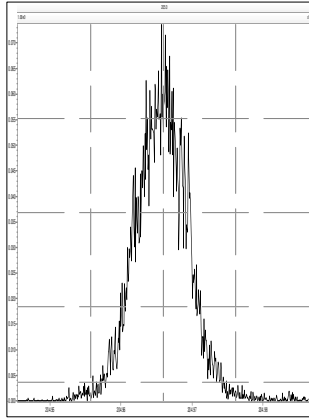
Name: 5-190717A23, Date: 18-Jul-2019, Time: 02:26:28, ID: L2301798-3, Description: Sample, Vial: Tray1:20



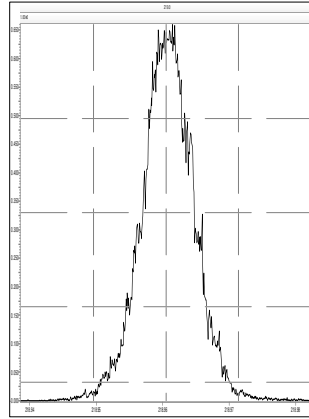
M 180.9888 R 12722



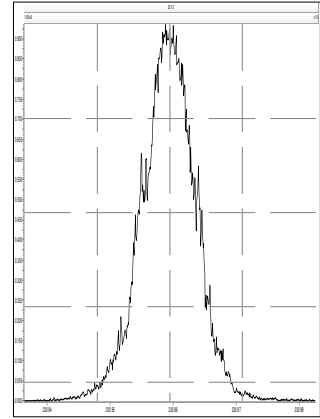
M 204.9888 R 13074



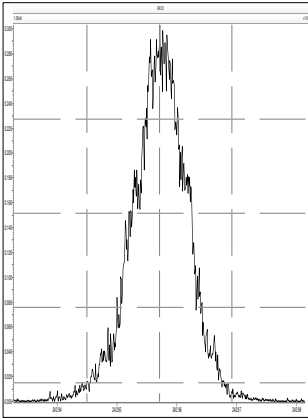
M 218.9856 R 11611



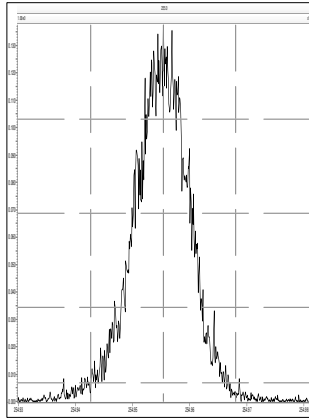
M 230.9856 R 11577



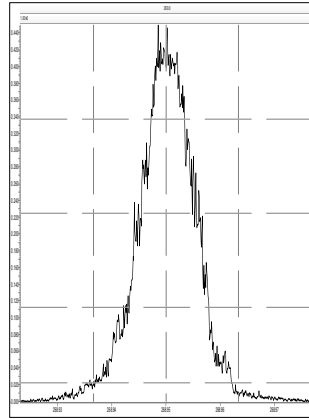
M 242.9856 R 11188



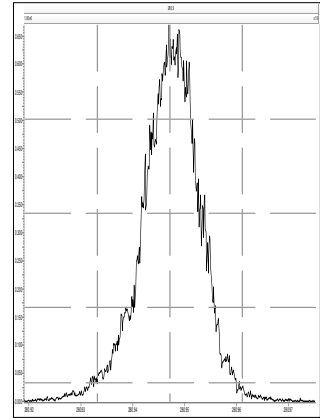
M 254.9856 R 11090



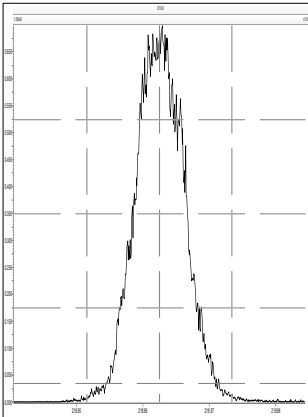
M 268.9824 R 10755



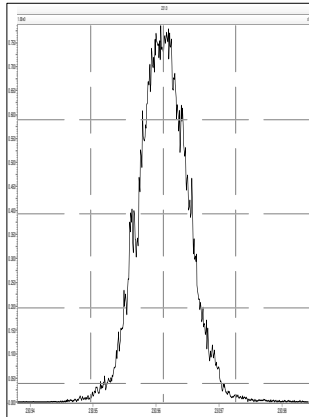
M 280.9824 R 10183



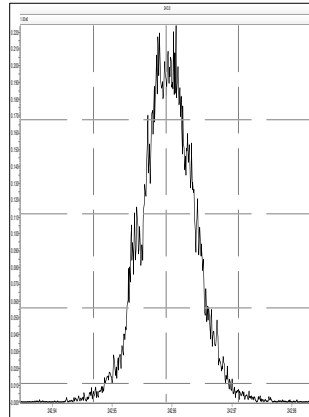
M 218.9856 R 13091



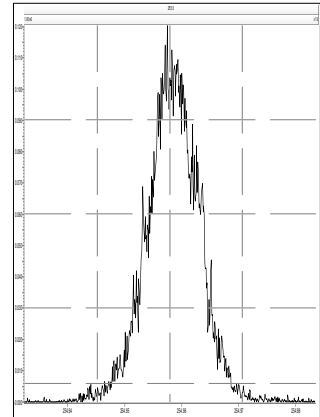
M 230.9856 R 12755



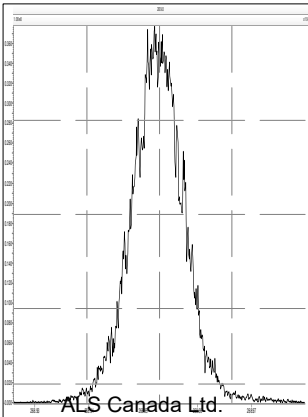
M 242.9856 R 11938



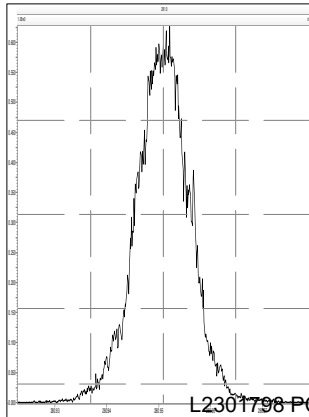
M 254.9856 R 12168



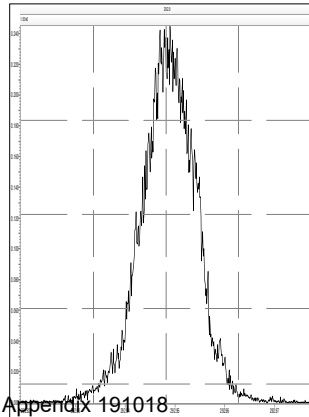
M 268.9824 R 11495



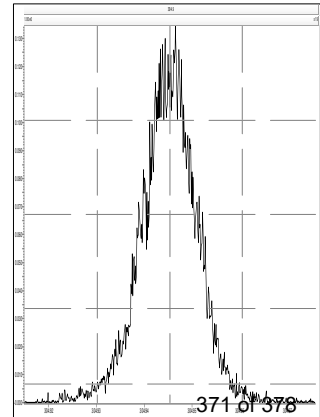
M 280.9824 R 11654



M 292.9824 R 11497

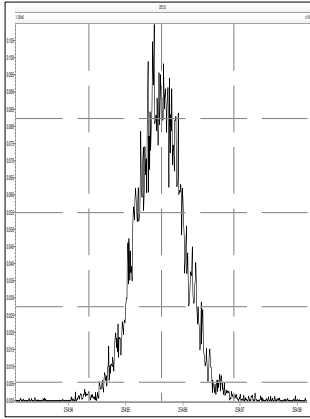


M 304.9824 R 11682

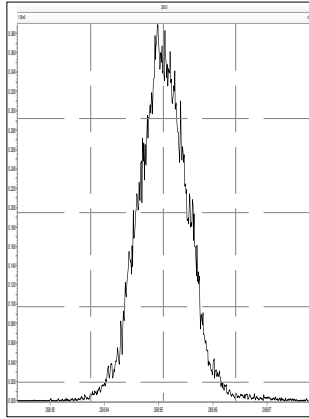


Printed: Wednesday, July 17, 2019 19:26:54 Eastern Daylight Time

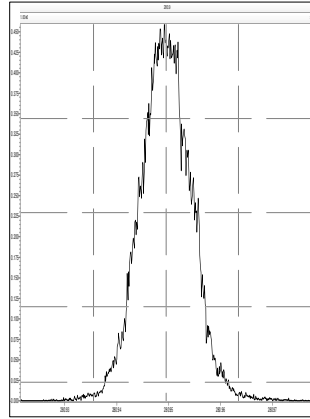
M 254.9856 R 12969



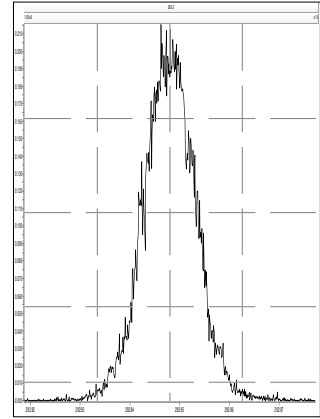
M 268.9824 R 12440



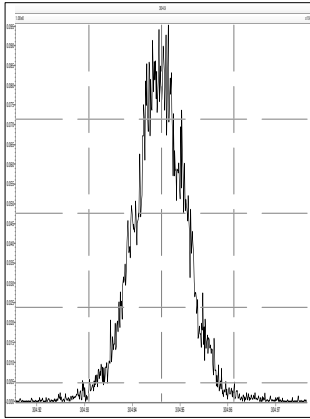
M 280.9824 R 12049



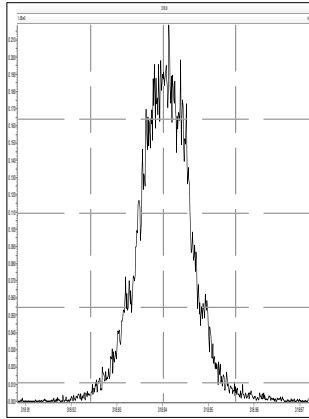
M 292.9824 R 12081



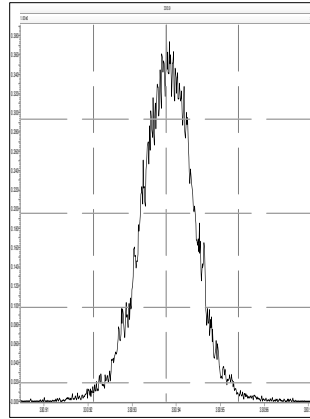
M 304.9824 R 12372



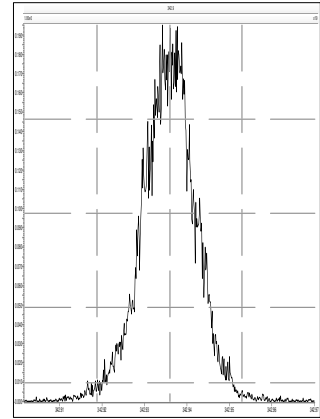
M 318.9792 R 12225



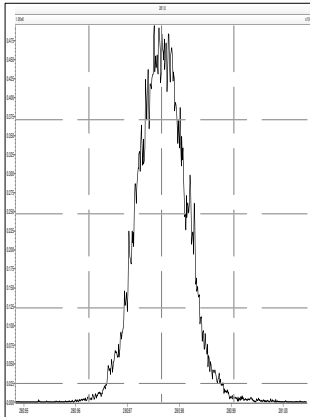
M 330.9792 R 11821



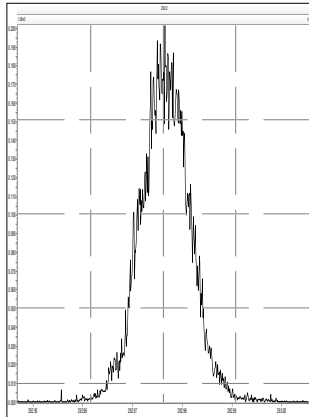
M 342.9792 R 11507



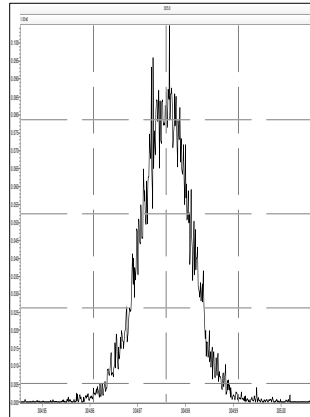
M 280.9824 R 12854



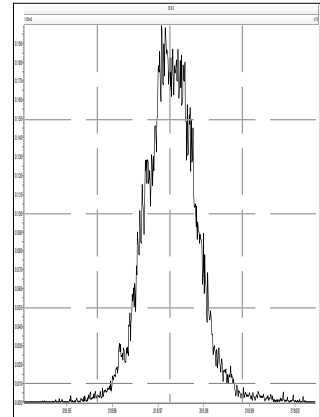
M 292.9824 R 12823



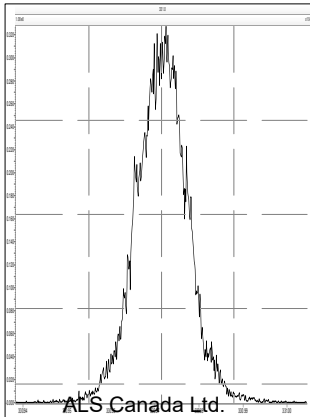
M 304.9824 R 12380



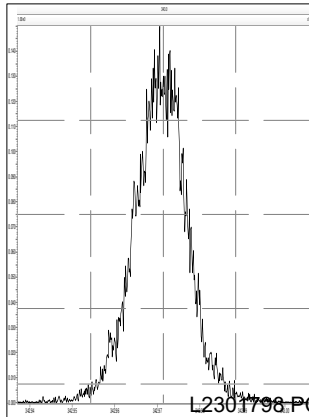
M 318.9792 R 12051



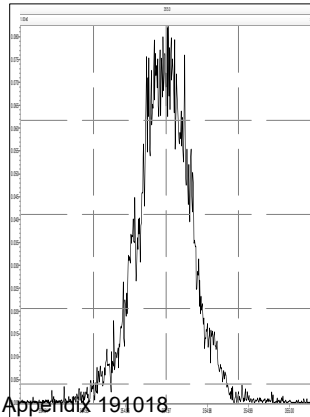
M 330.9792 R 11737



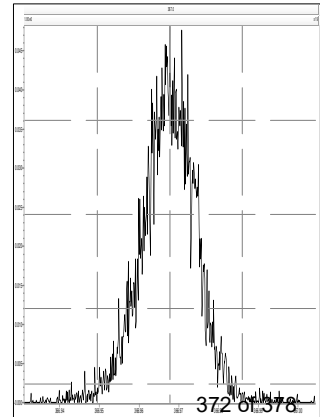
M 342.9792 R 11520



M 354.9792 R 12658



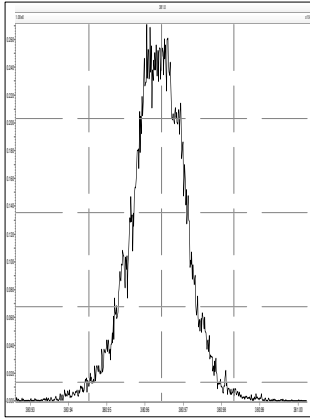
M 366.9792 R 13404



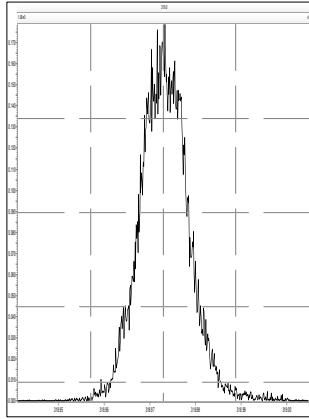


Printed: Wednesday, July 17, 2019 19:26:54 Eastern Daylight Time

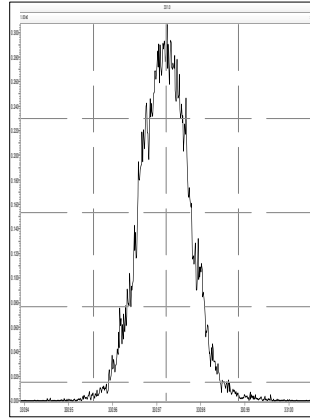
M 380.9760 R 11605



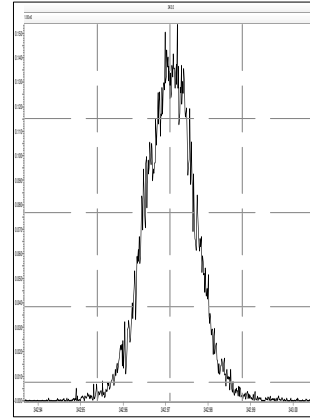
M 318.9792 R 13699



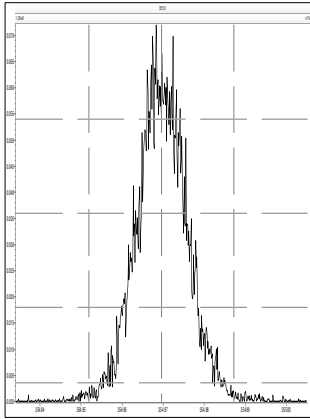
M 330.9792 R 12695



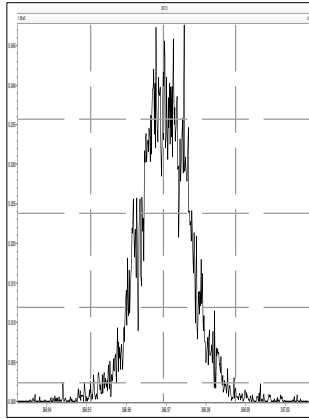
M 342.9792 R 12987



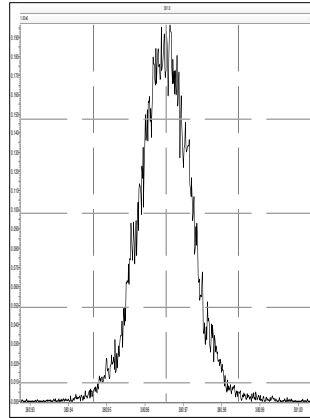
M 354.9792 R 11998



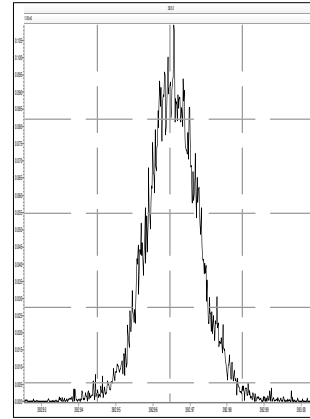
M 366.9792 R 13680



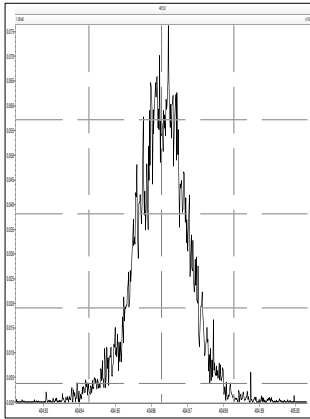
M 380.9760 R 12032



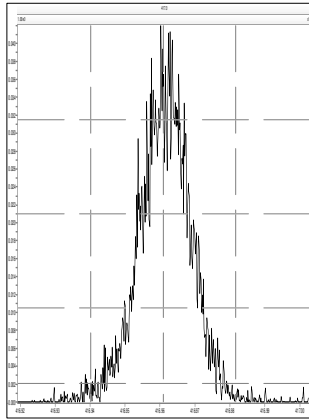
M 392.9760 R 11975



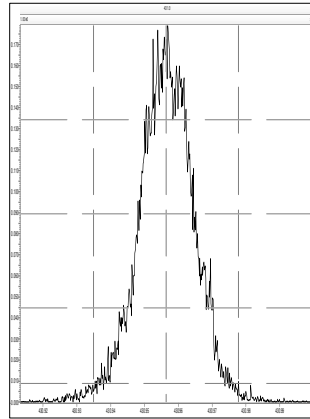
M 404.9760 R 12743



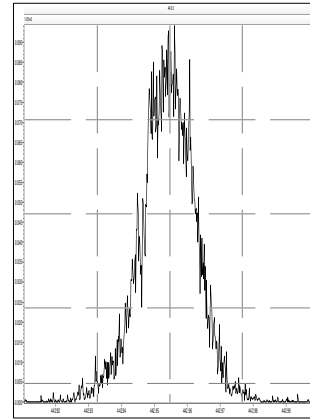
M 416.9760 R 13033



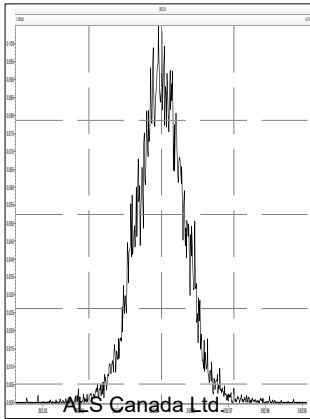
M 430.9728 R 12126



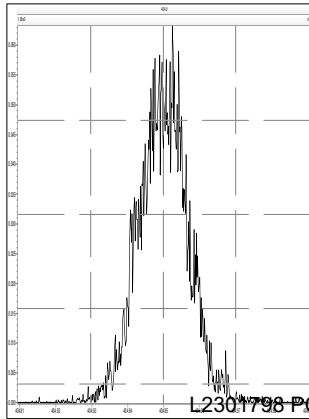
M 442.9728 R 12501



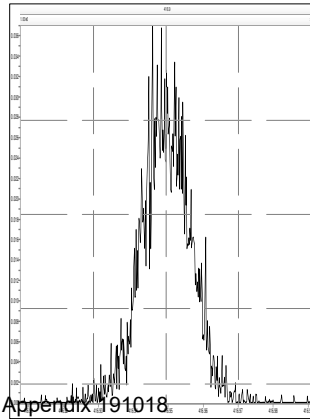
M 392.9760 R 13588



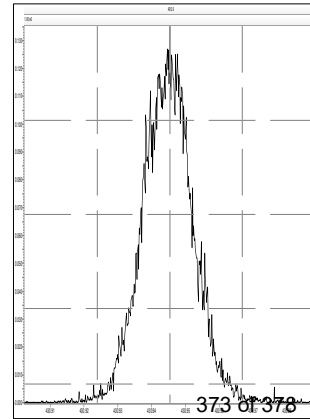
M 404.9760 R 14493



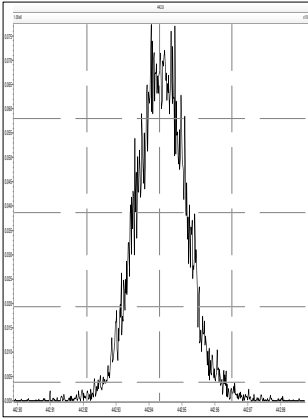
M 416.9760 R 14481



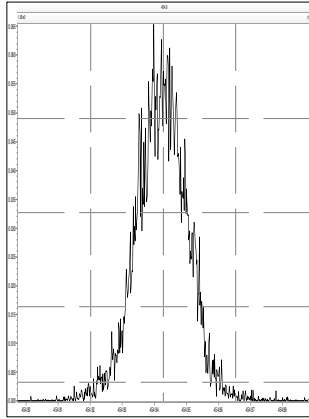
M 430.9728 R 12771



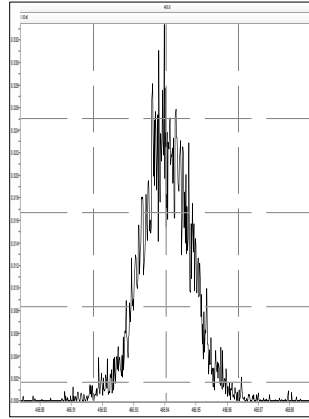
M 442.9728 R 12702



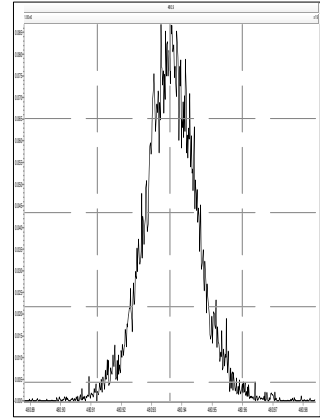
M 454.9728 R 14160



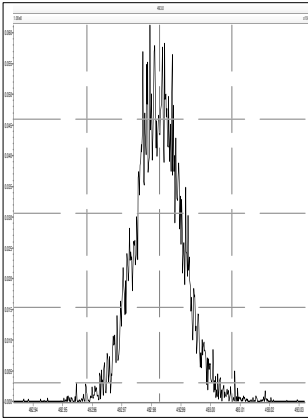
M 466.9728 R 13091



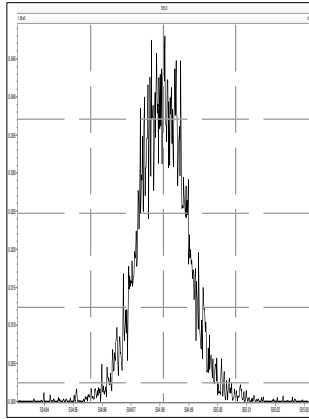
M 480.9696 R 12288



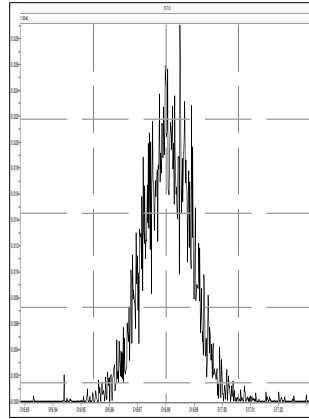
M 492.9696 R 14323



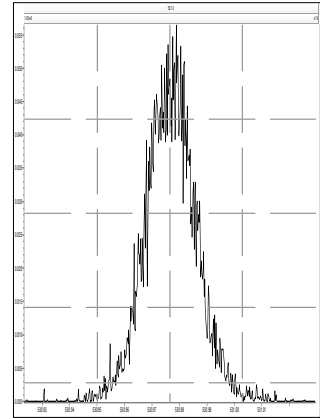
M 504.9696 R 13349



M 516.9697 R 14245

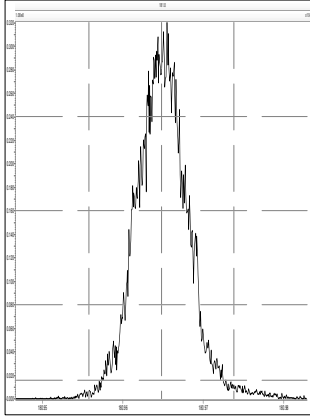


M 530.9664 R 12021

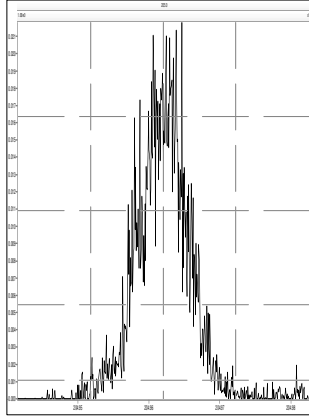


Printed: Thursday, July 18, 2019 06:08:33 Eastern Daylight Time

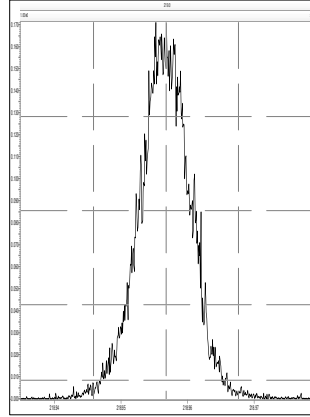
M 180.9888 R 11765



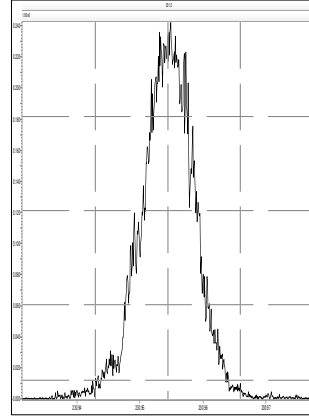
M 204.9888 R 14164



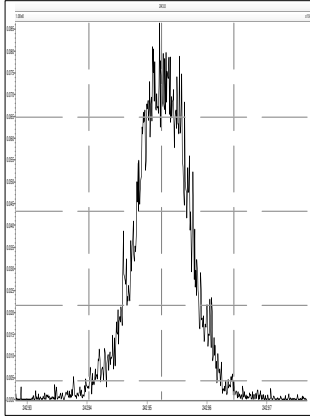
M 218.9856 R 12019



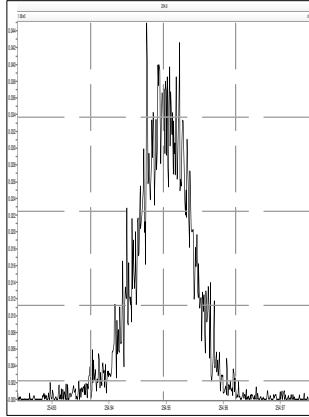
M 230.9856 R 11421



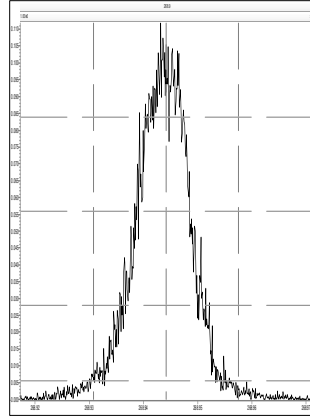
M 242.9856 R 12362



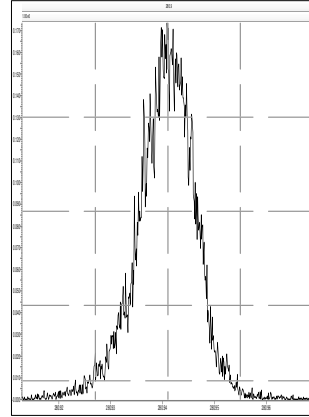
M 254.9856 R 13593



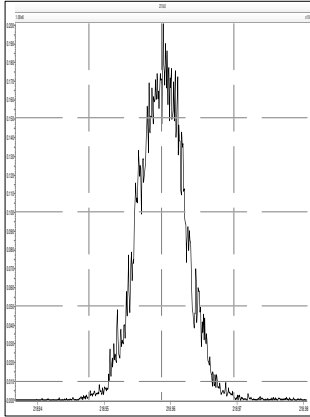
M 268.9824 R 12766



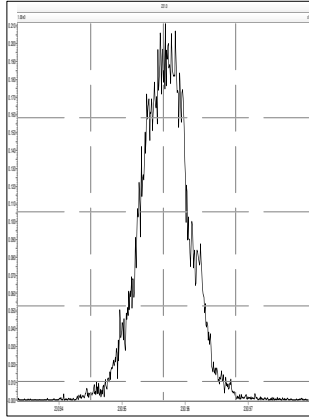
M 280.9824 R 10823



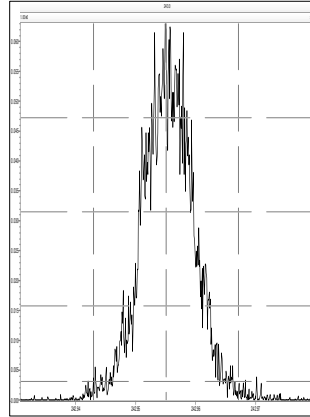
M 218.9856 R 13670



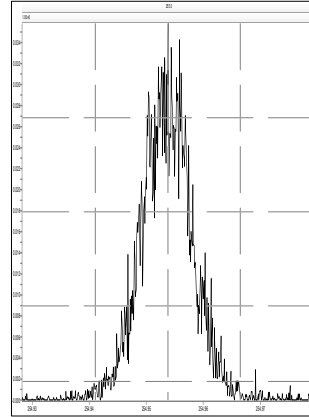
M 230.9856 R 13043



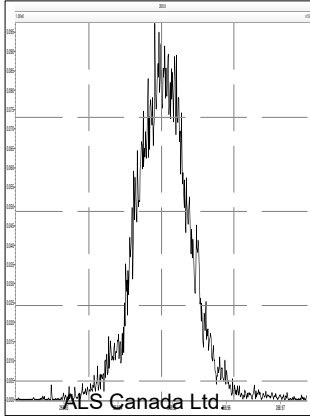
M 242.9856 R 12570



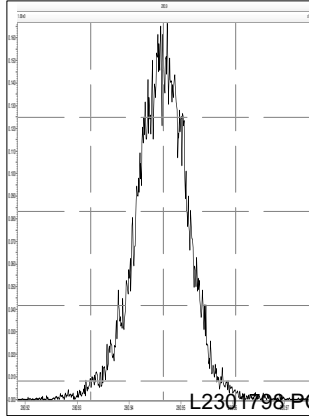
M 254.9856 R 12823



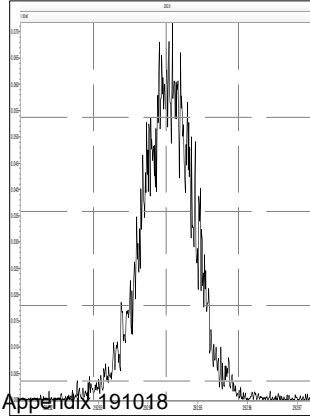
M 268.9824 R 12385



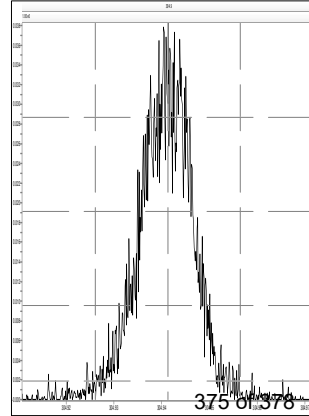
M 280.9824 R 12628



M 292.9824 R 13106

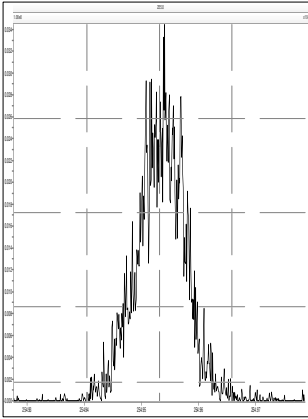


M 304.9824 R 13813

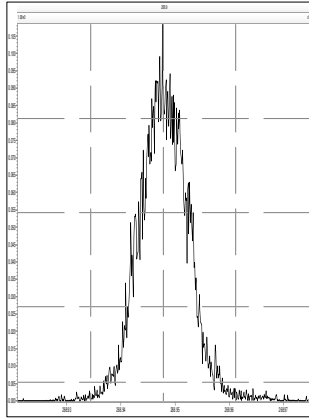


Printed: Thursday, July 18, 2019 06:08:33 Eastern Daylight Time

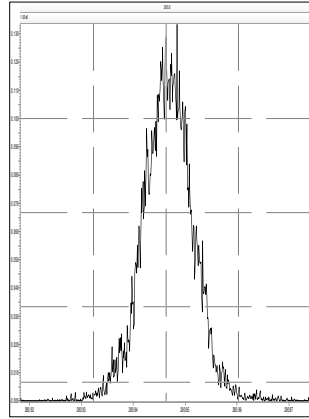
M 254.9856 R 14060



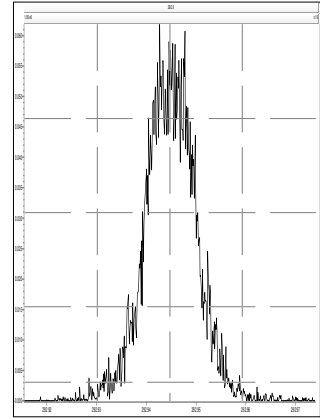
M 268.9824 R 14093



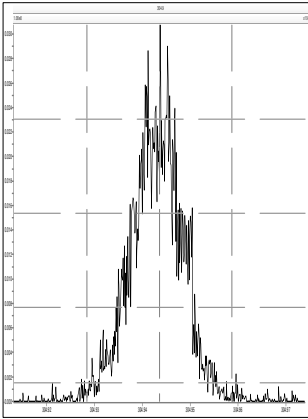
M 280.9824 R 13203



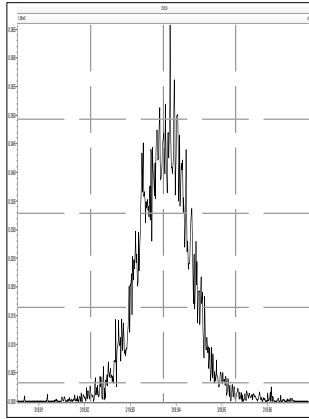
M 292.9824 R 13970



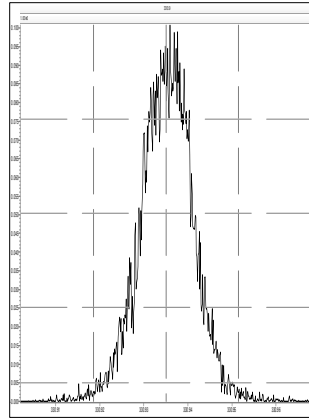
M 304.9824 R 14009



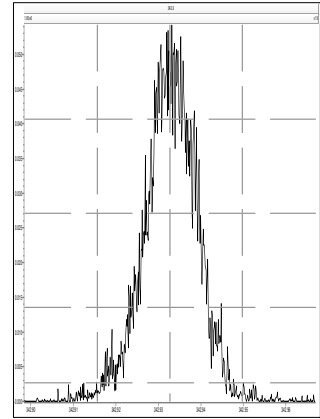
M 318.9792 R 12877



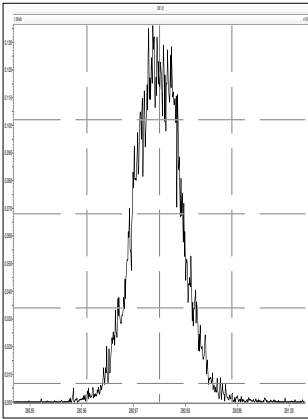
M 330.9792 R 13023



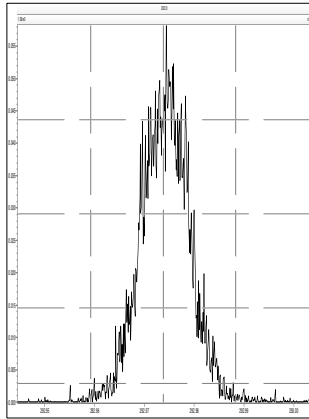
M 342.9792 R 13262



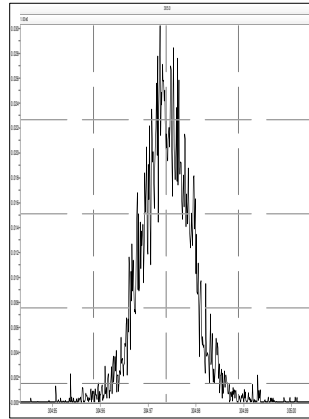
M 280.9824 R 13596



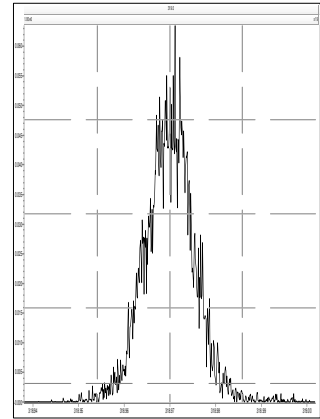
M 292.9824 R 13895



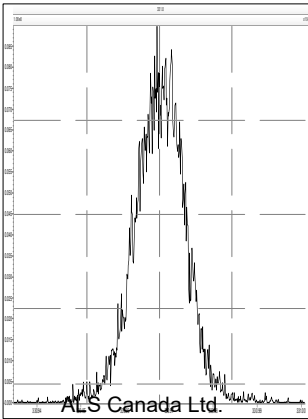
M 304.9824 R 14621



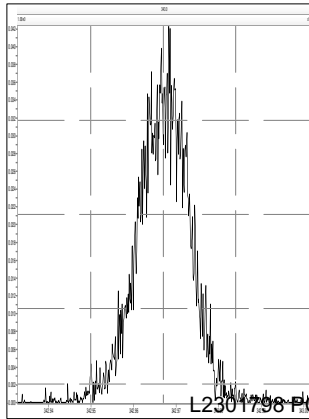
M 318.9792 R 14247



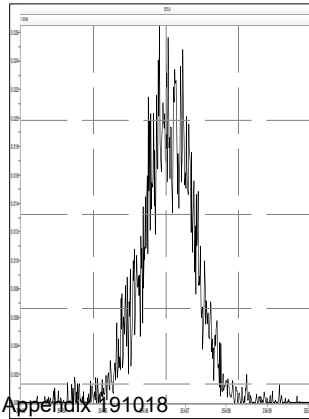
M 330.9792 R 13055



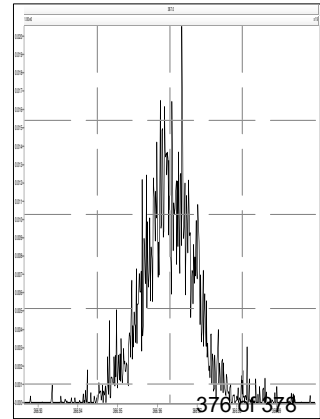
M 342.9792 R 13550



M 354.9792 R 13892

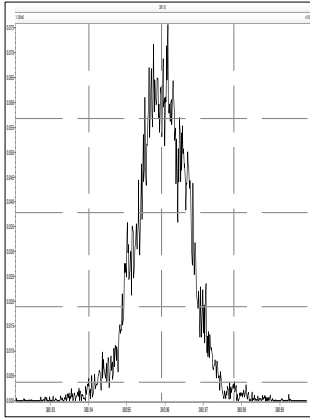


M 366.9792 R 14612

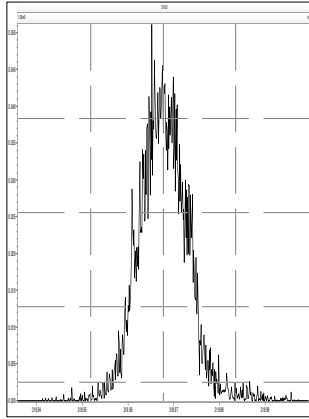


Printed: Thursday, July 18, 2019 06:08:33 Eastern Daylight Time

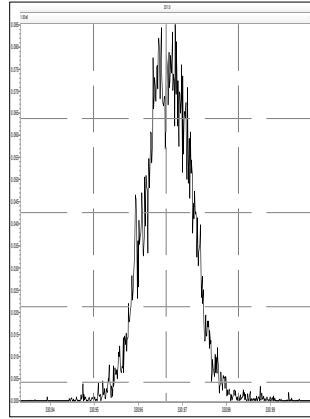
M 380.9760 R 13227



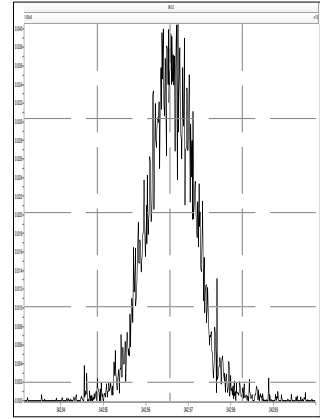
M 318.9792 R 14651



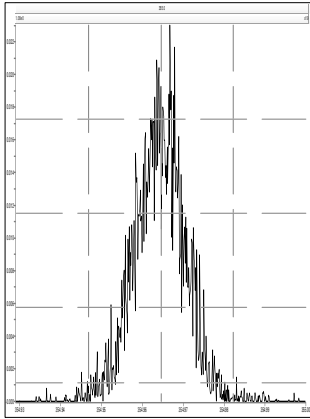
M 330.9792 R 14086



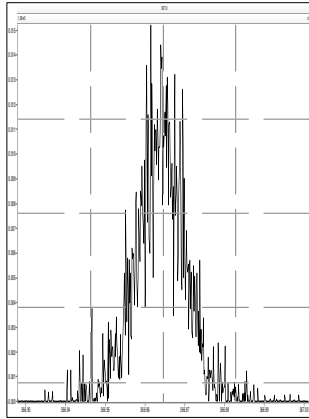
M 342.9792 R 14286



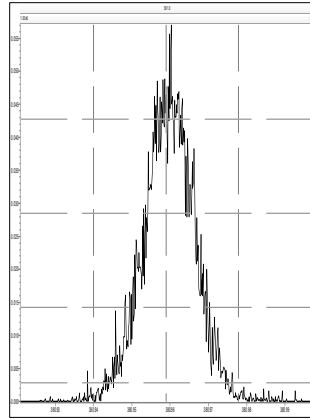
M 354.9792 R 14663



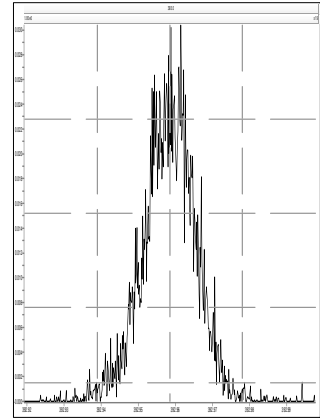
M 366.9792 R 16137



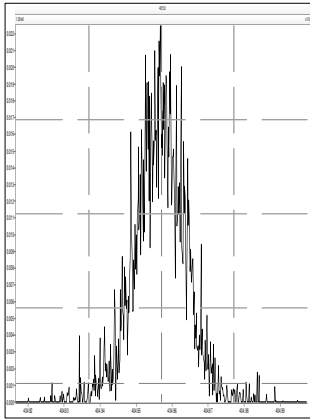
M 380.9760 R 13118



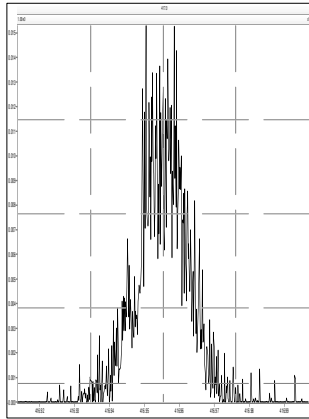
M 392.9760 R 13516



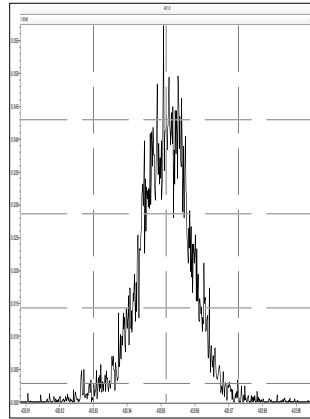
M 404.9760 R 16090



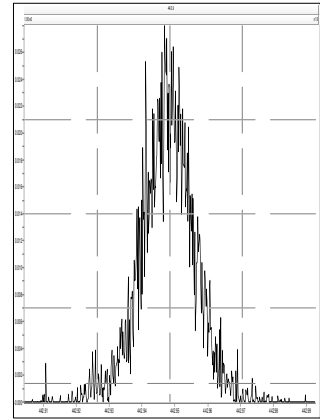
M 416.9760 R 15015



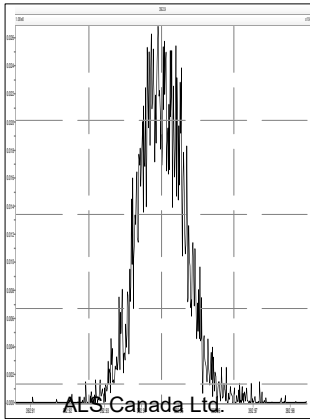
M 430.9728 R 13187



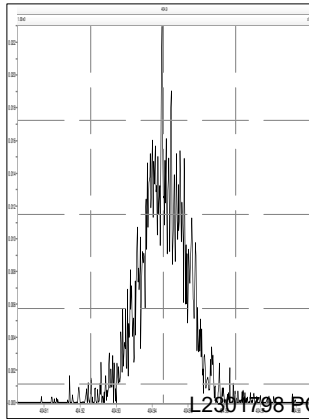
M 442.9728 R 13973



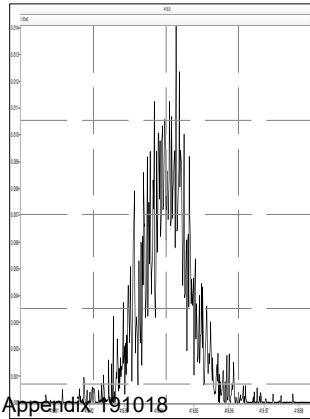
M 392.9760 R 14973



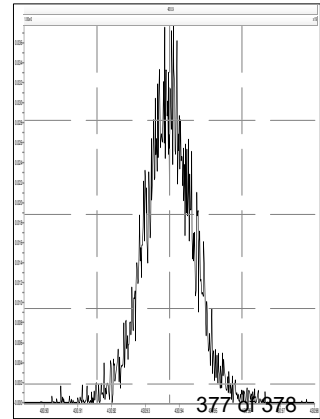
M 404.9760 R 16722



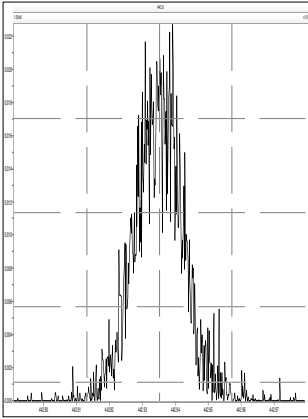
M 416.9760 R 14683



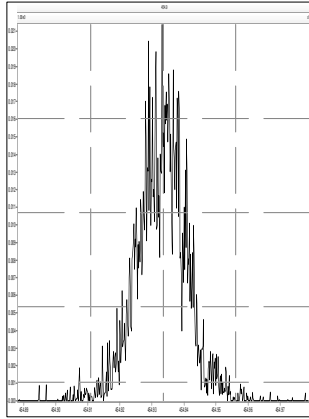
M 430.9728 R 13923



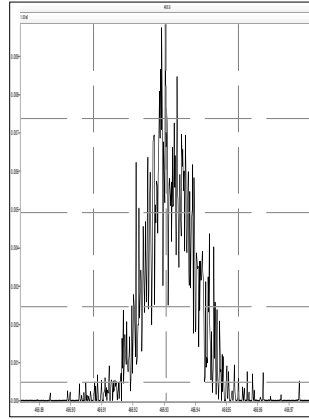
M 442.9728 R 16633



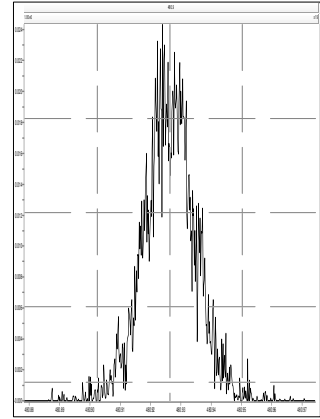
M 454.9728 R 17731



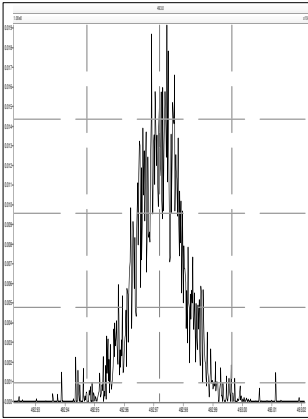
M 466.9728 R 16345



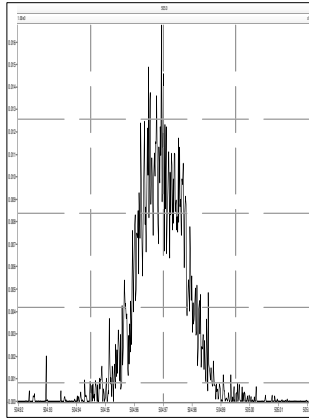
M 480.9696 R 14536



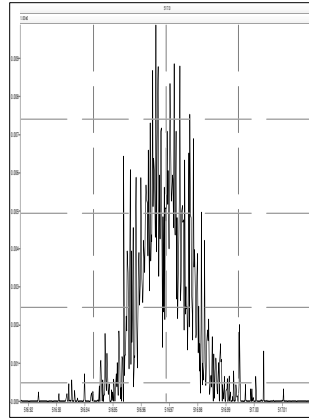
M 492.9696 R 15417



M 504.9696 R 17843



M 516.9697 R 18797



M 530.9664 R 17254

